

**HONDA**  
**MARINE**

# ***OUTBOARD MOTOR***

**BF250A**

**PARTS CATALOGUE**

**3**



BF250A

---

FOREWORD INDEX

**1**

---

ENGINE GROUP

**2**

---

FRAME GROUP

**3**

---

PART NUMBER INDEX

**4**

---

PART NAME INDEX

**5**

---



**Instruction for use of parts catalogue**

- **This parts catalogue was prepared based on the latest information available as of June 20, 2013.**
- See the parts catalogue news for any revision that is made after June 20, 2013.
- **Always specify the part number when ordering a part.**
  - Check the model, type, serial numbers, color, maker, and the size as needed before ordering a part.
  - Note that the illustrations (part drawings) can differ from the actual parts in shape. They are given just to help you to refer to the parts.
- **When modifications or additions to this parts catalogue are made, a revised edition will be issued at an appropriate time, with successively progressing revision numbers on the cover. We recommend obtaining such revisions in order to keep your parts catalogue up-to-date at all times. To check whether a parts catalogue revision has been issued, please contact your Honda distributor.**

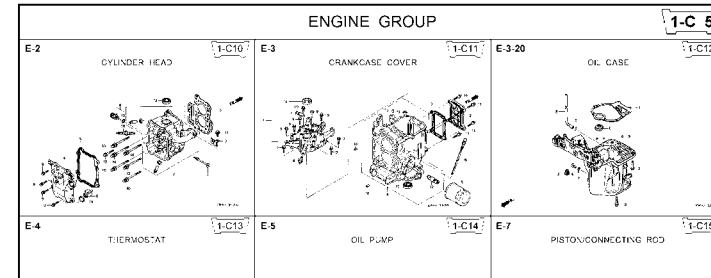
Initial version issue date **November 01, 2011**  
**Honda Motor Co., Ltd.**

**CONTENTS**

	Page	Address No.	
● Instruction for use of parts catalogue .....	1	B 1	<b>1</b>
● How to refer to the part information .....	2	B 2	
● Part catalogue structure .....	3	B 3	
● When the parts were revised.....	4	B 4	
● Abbreviations used in the parts catalogue.....	4	B 4	
● How to check the part block and serial numbers.....	5	B 5	
● Models, parts catalogue codes and applicable serial numbers .....	6	B 6	
● Features of each type.....	7	B 7	
● Fuel hose, general purpose hoses and vinyl hose.....	8	B 8	
● FLAT RATE SERVICE TIME .....	9	B 9	
● Illustrated index .....	14	B14	
● ENGINE GROUP.....	22	D 1	<b>2</b>
● FRAME GROUP.....	67	G 1	<b>3</b>
● PART NO. INDEX.....	136	L 1	<b>4</b>
● PART NAME INDEX.....	143	M 1	<b>5</b>

How to refer to the part information

A Reference with "Illustrated index"



B Reference with "Part number index"

PART NO. INDEX					
Part Number	Address	Page	Ref.	Part Number	Address Page
06000				15212-ZW9-000	1-C14 3C
06316-ZW9-000	1-69	88	1	15220-ZW9-003	1-C14 3C
11000				15332-ZW9-000	1-E8 55
11300-ZW9-405	1-C11	27	1	15332-ZW9-A30	1-E11 5E
11300-ZW9-406	1-C11	27	1	15400-PFB-004	1-C11 27
11340-ZW9-000	1-C11	27	2	15422-ZW9-000	1-C14 3C
11342-ZW9-000	1-C11	27	3	15473-881-000	1-C14 3C
11381-ZW9-003	1-C12	28	1	15474-ZW9-000	1-C14 3C
				15611-921-000	1-C10 2E
				15655-ZW9-000	1-C11 27
				16000	
12000				16010-ZV4-005	1-D4 3E
12000-ZW9-405ZA	1-C11	27	4	16011-ZV4-005	1-D4 3E
12155-ZV4-A00	1-C13	29	1	16013-ZW9-003	1-D4 3E
12166-ZW9-000	1-C10	26	1	16016-ZW9-003	1-D4 3E
12209-GB4-681	1-C16	32	1	16016-ZW9-721	1-D4 3E
12210-ZW9-405ZA	1-C10	26	2	16023-ZW9-003	1-D4 3E
12216-ZE2-300	1-E8	55	1	16024-ZV4-650	1-D4 3E
	1-E11	58	1	16028-ZV4-650	1-D4 3E

C Reference with "Part name index"

PART NAME INDEX					
Part name	Address	Page	Ref.		
[ A ]					
ABSORBER , FUEL	1-E15	62	5	BOLT ,	
ARMATURE COMP.	1-D11	43	7	BOLT ,	
ARM COMP. , LINK JOINT	1-G6	85	18	BOLT ,	
ARM COMP. , SHIFT LINK	1-G6	85	14	BOLT ,	
ARM COMP. , TILT	1-F15	79	20		
ARM , FUEL PUMP ROCKER	1-C16	32	4		
ARM , REVERSE LOCK	1-F15	79	18		
ARM , SHIFT LINK	1-F11	74	7		
ARM , STOPPER	1-D1	33	12	BOLT ,	
ARM , THROTTLE REMOTE	1-F11	74	6		
ARM , VALVE ROCKER	1-C16	32	3		
[ B ]					
BAG , TOOL , 160MM	1-G5	84	10		
BAND	1-G6	86	37		
BAND B1 , WIRE	1-F6	69	1		
BAND , CORD	1-F3	67	18	BOLT ,	
BAND , TUBE CLIP , 11MM	1-E15	63	20		
BAND , TUBE CLIP , 12.5MM	1-E15	63	19	BOLT ,	

**Address No.** 1-C10

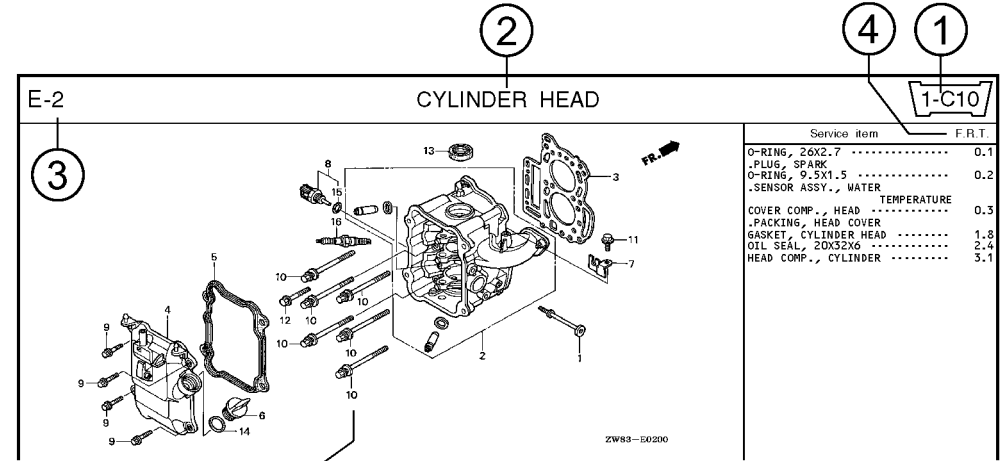
**Block No.** E-2

**Ref No.**

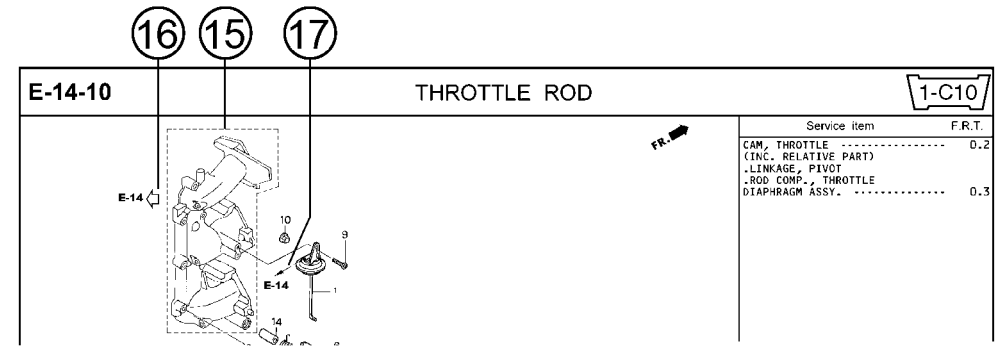
Ref. No.	Part No.	Description	Reqd. QTY						Serial No.	Parts catalogue code
			99D1	99D1	1001	1001	1001	1001		
1	12166-ZW9-000	STOPPER, ENGINE SIDE	2	2	2	2	2			
2	12210-ZW9-000ZA	HEAD COMP., CYLINDER	1	1	1	1	1			
3	12251-ZW9-003	GASKET, CYLINDER HEAD	1	1	1	1	1			
4	12310-ZW9-000	COVER COMP., HEAD	1	1	1	1	1			
5	12312-ZW9-000	PACKING, HEAD COVER	1	1	1	1	1			
6	15611-921-000	CAP, OIL (NO GAUGE)	1	1	1	1	1			
7	16617-ZW9-000	HOLDER, CABLE	1	1	1	1	1	SC,SG		
	16617-ZW9-010		1	1	1	1	1	1001800 LHC,LHD		
			1	1	1	1	1	1001801 LHC,LHD		
8	35673-ZW5-003	SENSOR ASSY., WATER	1	1	1	1	1			
9	90003-ZW9-000	BOLT, FLANGE, 6X22	4	4	4	4	4			
10	90007-ZW9-003	BOLT, FLANGE, 8X83	6	6	6	6	6			
11	90011-ZW9-000	BOLT, FLANGE, 6X14(CT200)	1	1	1	1	1			
12	90020-ZW9-000	BOLT, FLANGE, 8X40	2	2	2	2	2			
13	91202-KJ9-003	OIL SEAL, 20X32X6	1	1	1	1	1			
14	91301-805-000	O-RING, 26X2.7	1	1	1	1	1			
15	91307-PK2-005	O-RING, 9.5X1.5(HONDA KIKAKI)	1	1	1	1	1			
16	98059-55916	PLUG, SPARK (CR5EH-9)	2	2	2	2	2			
	98059-55926	PLUG, SPARK (U16FER9)	2	2	2	2	2			

**Page No.** 2000.09.20 E

Part catalogue structure



Ref. No.	Part No.	Description	Reqd. QTY						Serial No.	Parts catalogue code
			BF 9/9D1	BFP 9/9D1	BF 10D1	BFP 10D1	BF 10B1	BFP 10B1		
1	12166-ZW9-000	STOPPER, ENGINE SIDE	2	2	2	2	2	2		
2	12210-ZW9-000ZA	HEAD COMP., CYLINDER *NHS* ..... DARK GRAY	1	1	1	1	1	1		
3	12251-ZW9-003	GASKET, CYLINDER HEAD	1	1	1	1	1	1		
4	12310-ZW9-000	COVER COMP., HEAD	1	1	1	1	1	1		
5	12312-ZW9-000	PACKING, HEAD COVER	1	1	1	1	1	1		
6	15611-921-000	CAP, OIL (NO GAUGE)	1	1	1	1	1	1		
7	16617-ZW9-000 16617-ZW9-010	HOLDER, CABLE	1	1	1	1	1	1	SC,SG 1001800 LHC,LHD	



① Address number

- Address No. is provided (in place of the page No.) to help you refer to the part with the part No. or part name.

② Block title ③ Block number

④ Service item/Flat rate time

⑤ Reference number

- Title number marked with the parenthesis or parentheses indicates that it continues from the previous page.

⑥ Part number ⑦ Honda color code

⑧ Description

⑨ Assemblies

- Sections framed with broken lines in the exploded view drawings are available as complete assemblies. (Their individual parts can also be obtained.)

⑩ Color description

⑪ Note

- Notes are shown with the parentheses in the part name column.

⑫ Required quantity

- Required QTY shown in the parenthesis or parentheses indicates the optional part.
- Required QTY marked with "N" Indicates the optional part that should be selected as needed.
- Required QTY indicates the number of the part used in the block.

⑬ Serial number

⑭ Type

- When the type column is blank, it indicates that the part is applicable to all types.
- As the type of the actual unit may differ from the "parts catalogue, type" please refer to "Models, types and applicable serial numbers" for confirmation.

⑮

- Parts enclosed within a dotted line are covered in a different block.

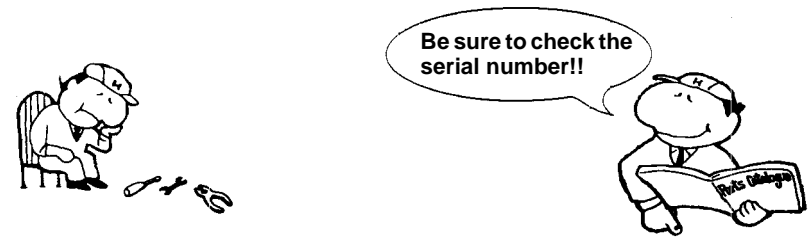
⑯

- A hollow arrow indicates the block No. for the parts enclosed within a dotted line .

⑰

- A solid arrow indicates the block No. the part in question is connected to.

**When the parts were revised**



Ref. No.	Part No.	Description	Reqd. QTY						Serial No.
			BF 9.9D1	BFP 9.9D1	BF 10D1	BFP 10D1	BF 10B1	BFP 10B1	
1	12166-ZW9-000	STOPPER, ENGINE SIDE	2	2	2	2	2	2	
2	12210-ZW9-000ZA	HEAD COMP., CYLINDER							
		*NH8*.....DARK GRAY	1	1	1	1	1	1	
3	12251-ZW9-003	GASKET, CYLINDER HEAD	1	1	1	1	1	1	
4	12310-ZW9-000	COVER COMP., HEAD	1	1	1	1	1	1	
5	12312-ZW9-000	PACKING, HEAD COVER	1	1	1	1	1	1	
6	15611-921-000	CAP, OIL (NO GAUGE)	1	1	1	1	1	1	
7	16617-ZW9-000	HOLDER, CABLE (###)	1	1	1	1	1	1	
	16617-ZW9-010		1	1	1	1	1	1	

The number has been used from the initial model without revision.

When shown at the left side, it is applicable to the models of No.1001801 and the subsequent numbers.

When shown at the right side, it is applicable to the models up to No.1001800.

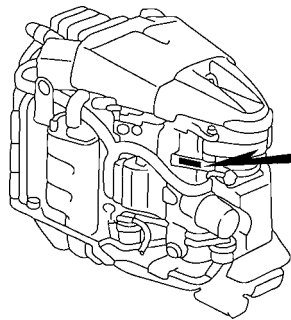
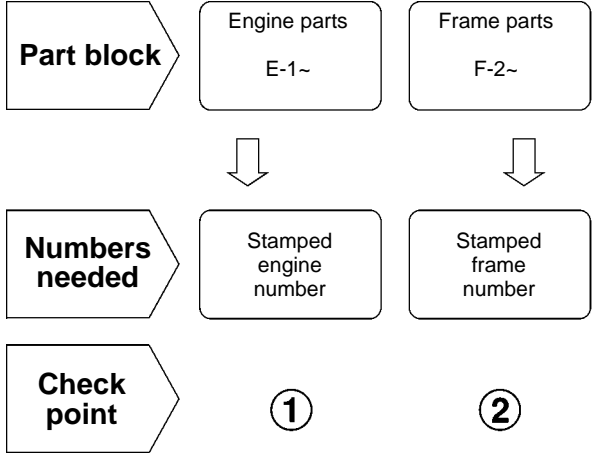
- The parts listed with "###" at the end of the parts name have limited supply period (parts not for sale).

**Abbreviations used in the parts catalogue**

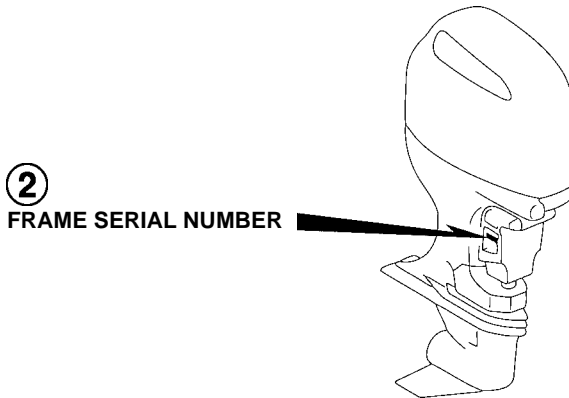
• The following abbreviations are used in the parts name column.

- |  |                             |
|--|-----------------------------|
| A ..... Ampere                               | FR. ....Front               |
| A.C. .... Alternating current                | IN. ....Inlet               |
| ASSY. .... Assembly                          | L (100L) .Link (100 Links)  |
| AT. .... Automatic transmission              | L. ....Left                 |
| C.D.I. .... Capacitive discharge ignition    | MM .....Millimeter          |
| COMP. ... Complete                           | MT. ....Manual Transmission |
| D.C. .... Direct current                     | P.T.O. ....Power take off   |
| EX. .... Exhaust                             | R. ....Right                |
| G.F.C.I ... Ground fault circuit interruptor | RR. ....Rear                |
| HEX. .... Hexagonal                          | STD. ....Standard           |
| H.S.T. .... Hydrostatic transmission         | T (22T) ...Tooth (22 Teeth) |
|  | V .....Volt                 |
|  | W .....Watt                 |

How to check the part block and serial numbers



1 ENGINE SERIAL NUMBER



2 FRAME SERIAL NUMBER

### Models, parts catalogue codes and applicable serial numbers

1

- Models, parts catalogue codes and applicable serial Nos. given in this parts catalogue can be identified as follows.

Model	Type	Parts catalogue type	Engine		Applicable engine serial No.	Applicable frame serial No.
			Model	Type		
BF250A	LD	LD	BF250A	SE	BEBJJ-1000001~	BBJJ-1000001~
	LU	LU				BBJJ-8000001~
	XCD	XCD				
	XCT	XCT		SE2		BBJJ-1000001~
	XCU	XCU		SE		
	XD	XD		SE2		BBJJ-8000001~
	XT	XT				
	XU	XU		SE		BBJJ-1000001~
	XXCD	XXCD				
	XXCU	XXCU				
	XXD	XXD				
	XXT	XXT				
	XXU	XXU		SE		

**Features of each type**

• See the following table for the features of each type. (Items in brackets are optional)

Specifications		Model	BF250A									
		Type	LD	LU	XCD	XCT	XCU	XD	XT	XU	XXCD	XXCU
Transom height	508 mm		●	●								
	635 mm				●	●	●	●	●	●		
	762 mm										●	●
Gear case cover					●	●	●				●	●
Trim tab			●	●				●	●	●		
Counter rotation					●	●	●				●	●

Specifications		Model	BF250A		
		Type	XXD	XXT	XXU
Transom height	508 mm				
	635 mm				
	762 mm		●	●	●
Gear case cover					
Trim tab			●	●	●
Counter rotation					

## Fuel hose, general purpose hoses and vinyl hose

1

- The standard part fuel hose, general purpose hose and vinyl hose may be substituted by the coiled bulk part.
- When ordering the standard part fuel hose, general purpose hose and vinyl hose use the bulk part number written in the parts catalog in brackets ( ) underneath the part name.
- When exchanging the hose, cut and use at the specified length as mentioned in the part name.  
(For the method of cutting the bulk part, and method of filling out orders etc., please refer to the instructions issued with the bulk part.)

### Bulk part number of fuel hose, general purpose hose and vinyl hose.

Example: 9 5 0 0 1 - 7 5 0 0 1 - 5 0 M

**Bulk part number:**

Refers to the bulk part.

**Marking code (fuel hose and general purpose hose)**

**Change code (Vinyl hose)**

Indicates number mark or change sequence, however, the code for the bulk part must be strictly 0 (zero).

**Types of code:**

- |             |  |                |             |              |               |
|-------------|--|----------------|-------------|--------------|---------------|
| • Fuel hose | 2: Red outside braid<br>(3 mm inside dia. only)        | • General hose | 1: Ash gray | • Vinyl hose | 1: Clear      |
|             | 5: Black inside braid                                  |                | 2: Ash gray |              | 2: Black      |
|             | 3: Red (3 mm inside dia. only)                         |                | 3: Black    |              | 3: Light red  |
|             | 4: Ash gray with red stripe<br>(3 mm inside dia. only) |                | 5: Black    |              | 6: Light red  |
|             | 6: Black   |                |             |              | 7: Pale black |

**Lengths:**

- 001: 1 m (standard)  
003: 3 m  
008: 8 m } Application or specification of some parts is not settled.

**I.D code: (fuel hose and general purpose hose)**

- |            |                    |                    |                             |                             |
|------------|--------------------|--------------------|-----------------------------|-----------------------------|
| 30: 3.0 mm | 50: 5.0 mm         | 70: 7.0 mm         | 11: 11 mm                   | 12: 12 (outside dia. 17) mm |
| 35: 3.5 mm | 55: 5.3 mm, 5.5 mm | 75: 7.3 mm, 7.5 mm | 91: 12 (outside dia. 15) mm | 14: 14 mm                   |
| 45: 4.5 mm | 65: 6.5 mm         | 80: 8.0 mm         | 92: 12 (outside dia. 16) mm | 17: 17 mm                   |

**ID./OD. code: (vinyl hose)**

- |                         |                          |                           |                           |                           |
|-------------------------|--------------------------|---------------------------|---------------------------|---------------------------|
| 01: ID. 2.9, OD. 6.8 mm | 12: ID. 5.0, OD. 7.0 mm  | 21: ID. 8.0, OD. 9.0 mm   | 37: ID. 11.0, OD. 15.0 mm | 50: ID. 16.0, OD. 19.0 mm |
| 03: ID. 3.0, OD. 6.0 mm | 10: ID. 5.0, OD. 8.0 mm  | 23: ID. 8.0, OD. 12.0 mm  | 38: ID. 12.0, OD. 13.0 mm | 55: ID. 17.5, OD. 20.5 mm |
| 05: ID. 3.5, OD. 6.5 mm | 11: ID. 5.0, OD. 9.0 mm  | 25: ID. 9.0, OD. 11.0 mm  | 39: ID. 12.0, OD. 14.0 mm | 60: ID. 22.0, OD. 27.0 mm |
| 07: ID. 4.0, OD. 7.0 mm | 14: ID. 6.0, OD. 9.0 mm  | 27: ID. 9.0, OD. 13.0 mm  | 40: ID. 12.0, OD. 16.0 mm |                           |
| 08: ID. 4.5, OD. 6.5 mm | 17: ID. 7.0, OD. 9.0 mm  | 33: ID. 10.0, OD. 14.0 mm | 43: ID. 13.0, OD. 15.0 mm |                           |
| 09: ID. 4.5, OD. 8.0 mm | 19: ID. 7.0, OD. 11.0 mm | 36: ID. 11.0, OD. 13.0 mm | 45: ID. 14.0, OD. 18.0 mm |                           |

**Hose type:**

- 1: Fuel hose  
3: Vinyl hose  
5: General hose

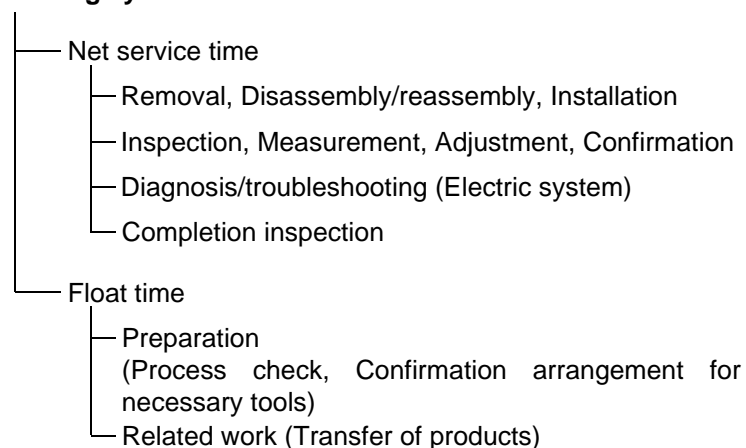
⊙ **CAUTION: It is DANGEROUS to confuse the fuel hose with the general purpose hose or vinyl hose.**

Never use a general purpose hose or vinyl hose in place of a fuel hose or vice versa. Always use the correct bulk part in the parts catalogue, according to the service manual or the instructions issued with the bulk part.

## FLAT RATE SERVICE TIME

Flat rate service time (FRT) means the standard time required to service a product, which is listed in this manual to help the dealers control the actual working process and calculate the service charge by using it as a guide.

### FRT setting system



\* Float time is set by multiplying the net service time by a given coefficient.

### Editorial style

The service items shown in the text are listed with the exchange work time for the repair sales parts as the subject. Other representative service items not using repair parts (removal/installation, adjustment, inspection/measuring, and other work) are listed collectively in the list in the preface, classified according to the work.

### FRT setting standard

- Decimal system (in unit of 0.1) is adopted to set FRT as it is convenient to calculate the wage.  
Example: (0.1) → 6 minutes, (0.2) → 12 minutes  
[Labor cost per hour] x [FRT] = [Wage]
- FRT is set with a hand tool.
- Service items and FRT can be subject to change depending on development of tools and service equipment and improvement in service procedure.

### Work procedure

- As the work procedure is set with the work time according to the method in the separate Service Manual, refer to this Manual as required.
- Work methods permitting servicing in the shortest time still permitting assurance of safe work and product warranty are used for the setting of service items not listed in the Service Manual.
- Work basically is to be performed by one person, and when two or more people are required, setting is done as the total time for the number of people.
- The set value for the technological level of the workers uses a person with three years of experience in the repair of Honda products as the standard.
- Special tools and service equipment used to set FRT are those specified or recommended in Service Manual.

### Service item whose FRT is not presented

- Accessories and service parts that are not listed to use in this manual.
  - Locations with little aging deterioration or breakage during normal use.
  - Service work that can be finished by one touch.
  - Service work that is seldom done (i.e. extremely small causes of trouble and service frequency).
  - Products and parts whose location for installation differs according to its status of use and application.
- \* When FRT is not presented, please calculate wages based on appropriate actual work time.

### Operation not included of FRT

- Oil and coolant water draining, Waiting time for warming up operation and etc..
- Additional operation that involves removal/installation of standard exterior equipment.
- Indirect time spent for service by visiting the customer, trade-in, and delivery.
- Indirect time required for ordering and delivery of parts.
- Cost for grease, adhesive agent, etc. used for service work.

**Explanation of FRT by using an example  
(The example may differ from the actual presented items)**

Ref. No.	L.O.N.	(Relative ref. Number) Description	F.R.T.
①	1111L1	④ VALVE, INTAKE .....4.1	②
②		⑧ • NOTE: OHV type ⑥	⑦
③	1111L1A	⑤ • Includes: Engine removal and installation One head (intake all) add .....1.4	

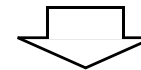
- ① Reference No. of the illustration of part that shows location of the replacement work.
- ② FRT is an abbreviation of Flat Rate Time indicating the standard service time required for the replacement.
- ③ LON is an abbreviation of Labor Operation Number, and it is a classification of the service items by the work unit code.  
  
The same operation code is used regardless of the models.  
  
Standard operation is indicated with 6 digits code, and additional operation is indicated with 7 digits code.
- ④ Indicating the intake valve replacement and FRT4.1.
- ⑤ Indicating FRT1.4 that will be added when additional operation (whole intake side of one cylinder head) is done in association with intake valve replacement.

- ⑥ Indicating work condition or application condition of the service item.
- ⑦ Indicating work contents that are included in the service item.
- ⑧ Indicating a reference No. whose operation and time are the same as FRT4.1 for the intake valve.

(The application range is limited to the service items without an LON setting within a same block.)

**How to refer to the service item by using the sample  
(intake valve replacement)**

Open to the page of the block where the intake valve's spare part illustration is shown.



Look for the intake valve illustration, and refer to the service item and FRT that agree with the reference No.

Indication mark for the listing of service items that continues to the following page

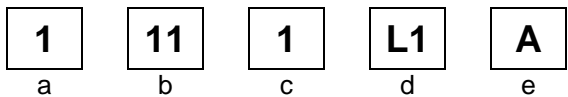
Ref. No.	L.O.N.	(Relative ref. Number) Description	F.R.T.
2	1111L1	VALVE, INTAKE .....	4.1
	.	.	.
	.	.	.

+  
Mark indicated at the last line.

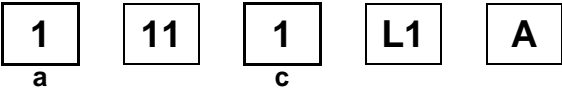
Indication of the block with no setting of FRT

Ref. No.	L.O.N.	(Relative ref. Number) Description	F.R.T.
NO INFORMATION .....			

• LON code system



- a) Category code..... Engine
- b) Location/function code..... Engine upper
- c) Operation code..... Replace
- d) Operation sequence number (Unit code can be shown with alphabet)  
..... Intake valve  
(No regular rule of code)
- e) Additional code ..... One head (intake all)  
(No regular rule of code)



a) Category codes and classification

Code	Category
1	Engine
2	Power drive
3	Fuel & Exhaust
4	Frame & Body
5	Steering
6	Electrical
7	Axle & Brake
8	Control system
9	-
0	Attachments

c) Operation codes and classification

Code	Operation category
1	Replace, Removal/Installation, Change
2	Overhaul
3	Adjust, Rotation
4	(Paint-related work: Top-coat)
5	Test, Inspect/diagnose, Measurement
6	(Overhaul-related work: Rebore)
7	(Overhaul-related work: Reseal)
8	(Resurface)
9	(Paint-related work: Refinish)
0	Repair, Cleaning, Air bleeding

Major service items without using spare parts

- (1) Removal/Installation, (2) Adjustment,  
(3) Inspection/M Measurement, (5) Other work

E: Engine, T: Transmission, D: Drive system,  
B: Body and related parts

### (1) Removal/Installation

Set with the parts configuration in the status of being removed from the product.

	LON	DESCRIPTION	FRT
	1001A2	<b>ENGINE-REMOVAL/INSTALLATION</b>	6.3
E	1111N0	<b>CYLINDER HEAD ASSEMBLY-REMOVAL/INSTALLATION</b>	
		LEFT	3.6
		RIGHT	3.4
	1111N2	BOTH	4.8
D	2101S4	<b>GEAR CASE-REMOVAL/INSTALLATION</b>	0.7
B	8171D4	<b>POWER TRIM-TILT ASSEMBLY-REMOVAL/INSTALLATION</b> INCLUDES: Engine-removal/installation	7.6

### (2) Adjustment

	LON	DESCRIPTION	FRT
E	1113A1	<b>VALVE CLEARANCE-ADJUSTMENT</b> NOTE: For 1 product	3.1
	3113A4	<b>ENGINE IDLE-ADJUSTMENT</b>	0.3
	6133A0	<b>ALTERNATOR BELT TENSION-ADJUSTMENT</b>	0.3
	8113B1	<b>THROTTLE CABLE-ADJUSTMENT</b>	0.2

### (3) Inspection, Measurement, Cleaning

	LON	DESCRIPTION	FRT
E	1105A0	<b>ENGINE OIL-INSPECTION</b>	0.2
	1115A0	<b>CYLINDER COMPRESSION-TEST</b> NOTE: All cylinders	1.0
	1135A0	<b>ENGINE OIL PRESSURE-TEST</b>	0.4
	3100A1	<b>FUEL STRAINER-CLEANING</b>	0.4
	3100A2	<b>WATER SEPARATOR-CLEANING</b>	0.5
	3105A0	<b>VAPOR SEPARATOR FUEL STRAINER-INSPECTION</b>	0.8
	3115A0	<b>FUEL PRESSURE-TEST</b>	0.9
	6140A0	<b>SPARK PLUG-ADJUSTMENT/CLEANING</b> INCLUDES: Spark plug check NOTE: For 1 product	0.7

### (5) Other work

	LON	DESCRIPTION	FRT
E	1101E1	<b>ENGINE OIL-CHANGE</b> INCLUDES: Engine oil-inspection	0.3
D	2101S3	<b>GEAR CASE OIL-CHANGE</b>	0.3

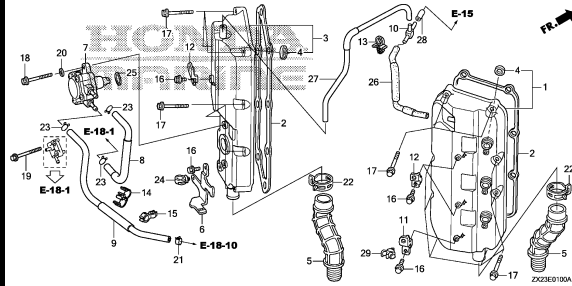
# ENGINE GROUP

B14

E-1

CYLINDER HEAD COVER

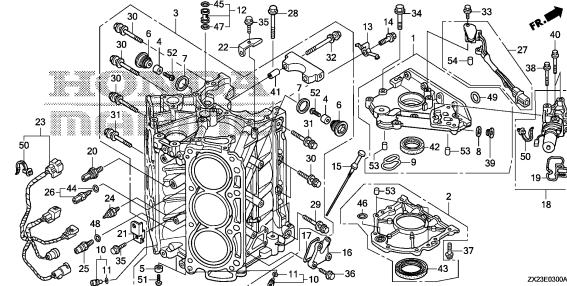
D 1



E-3

CYLINDER BLOCK

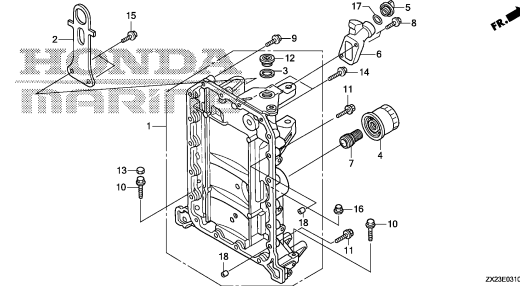
D 3



E-3-10

CRANKCASE

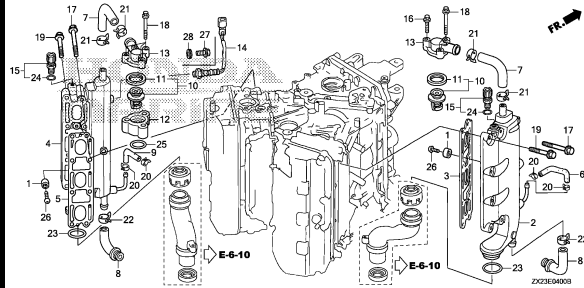
D 6



E-4

EXHAUST MANIFOLD/THERMOSTAT

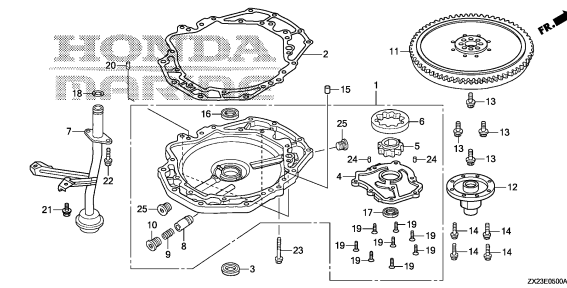
D 7



E-5

OIL PUMP/FLYWHEEL

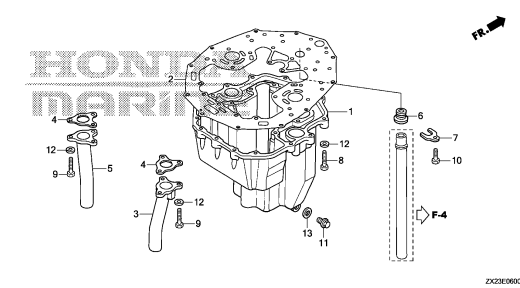
D 9



E-6

OIL PAN

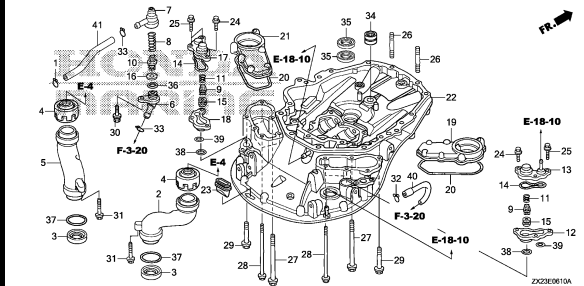
D11



E-6-10

MOUNT CASE

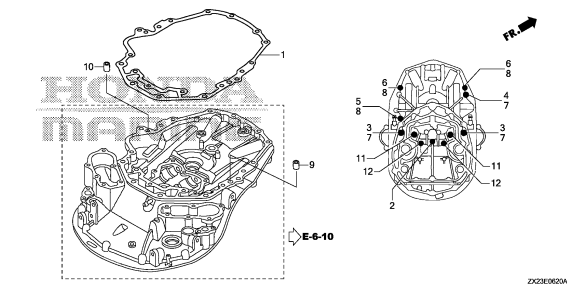
D12



E-6-20

MOUNT CASE BOLT

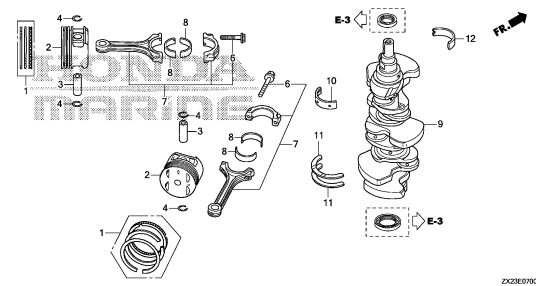
D14



E-7

CRANK SHAFT/PISTON

D15



2

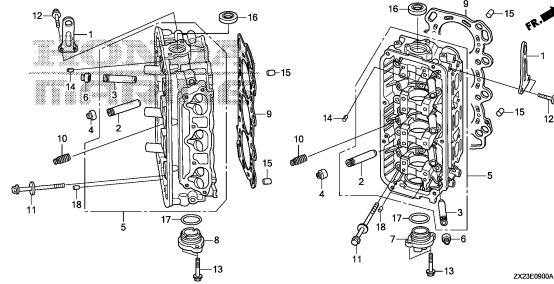
# ENGINE GROUP

**B15**

**E-9**

**CYLINDER HEAD**

**E 1**

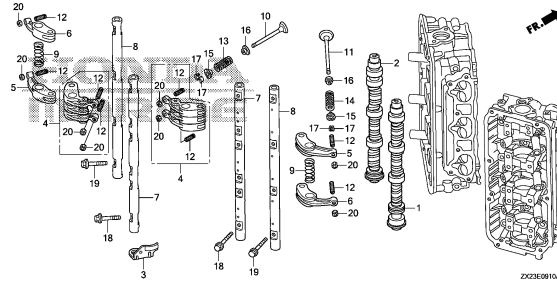


ZKZ3E0900A

**E-9-10**

**CAMSHAFT/ROCKER ARM**

**E 5**

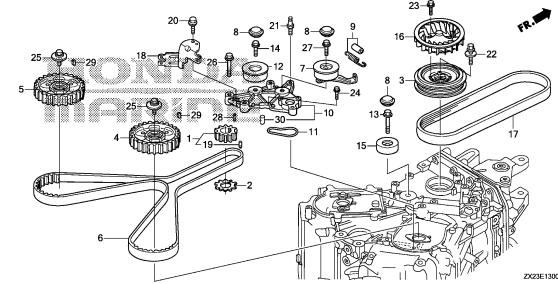


ZKZ3E0910A

**E-13**

**TIMING BELT**

**E11**

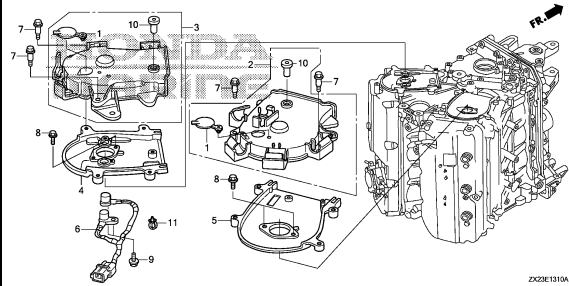


ZKZ3E1300A

**E-13-10**

**TIMING BELT COVER**

**E13**

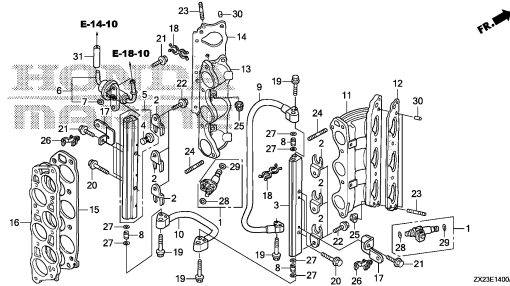


ZKZ3E1310A

**E-14**

**FUEL PIPE/INJECTOR**

**E14**

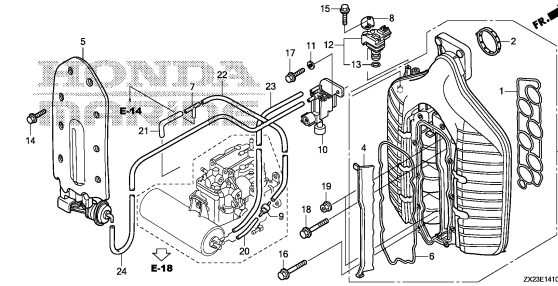


ZKZ3E1400A

**E-14-10**

**INTAKE MANIFOLD**

**E16**

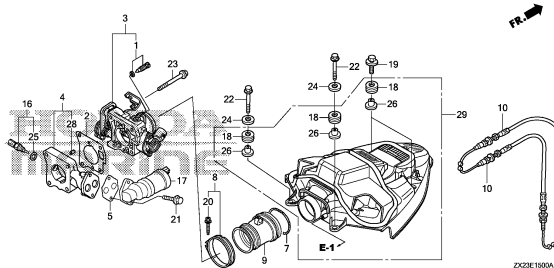


ZKZ3E1410A

**E-15**

**THROTTLE BODY**

**F 2**

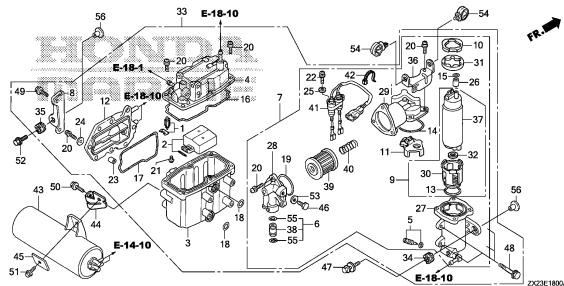


ZKZ3E1500A

**E-18**

**VAPOR SEPARATOR ASSY.**

**F 3**

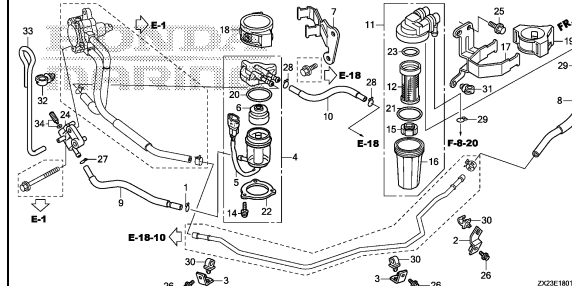


ZKZ3E1800A

**E-18-1**

**WATER SEPARATOR/FUEL STRAINER**

**F 5**



ZKZ3E1810A

**2**

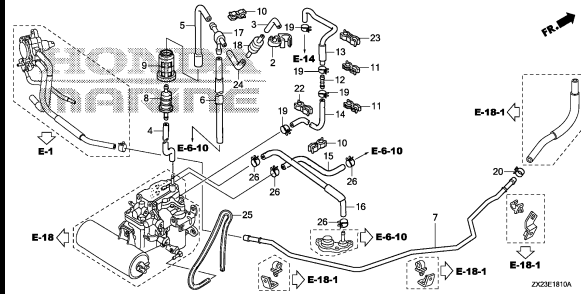
# ENGINE GROUP

**B16**

**E-18-10**

PIPING

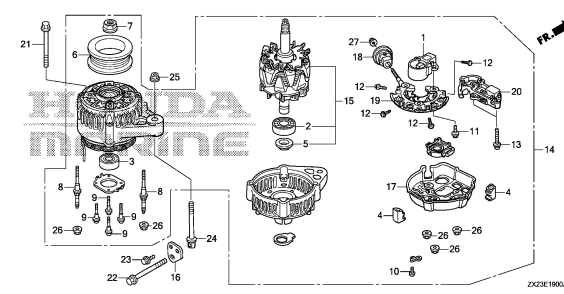
**F 7**



**E-19**

A.C. GENERATOR

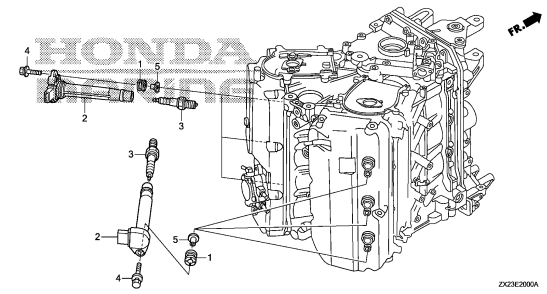
**F 9**



**E-20**

SPARK PLUG

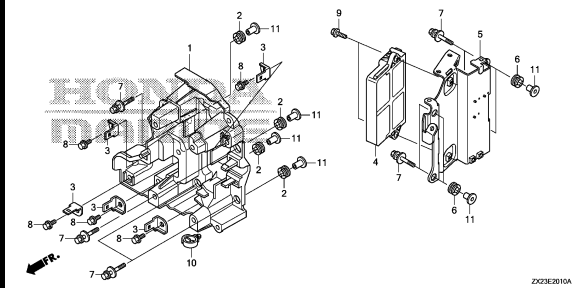
**F11**



**E-20-10**

ELECTRONIC CONTROL UNIT

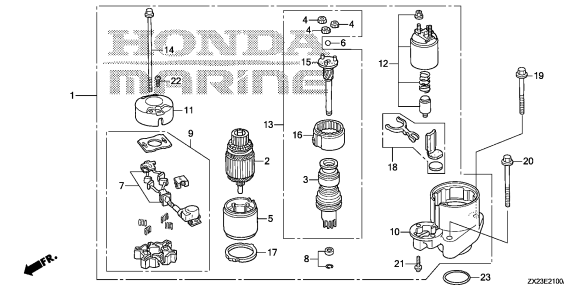
**F12**



**E-21**

STARTER MOTOR

**F13**



**2**

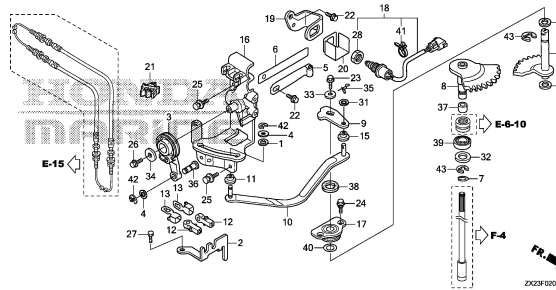
# FRAME GROUP

C 1

F-2

G 1

SHIFT SHAFT

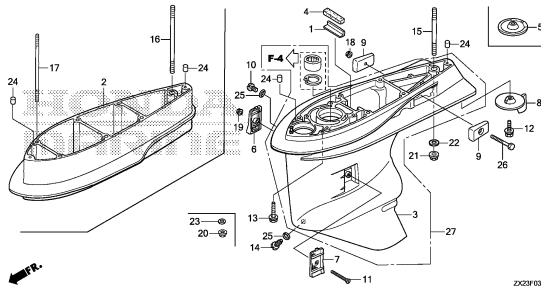


ZK2F020A

F-3

G 3

GEAR CASE

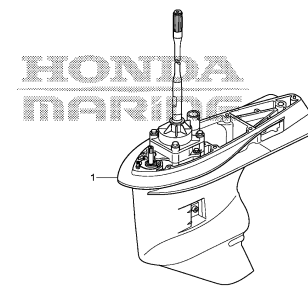


ZK2F030B

F-3-10

G 5

GEAR CASE ASSY.

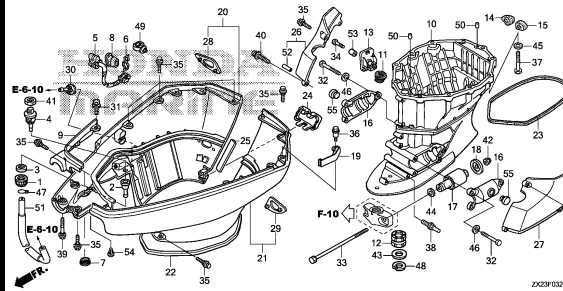


ZK2F031A

F-3-20

G 6

EXTENSION CASE

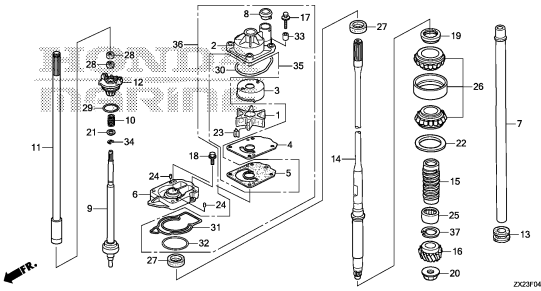


ZK2F032A

F-4

G 9

WATER PUMP/VERTICAL SHAFT

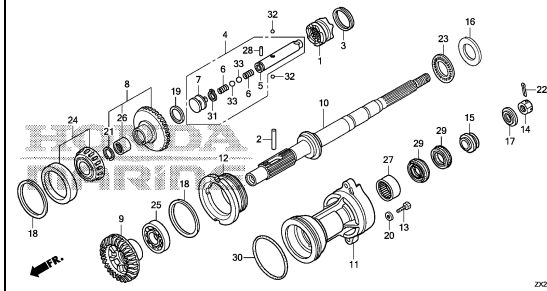


ZK2F040B

F-5

G12

PROPELLER SHAFT

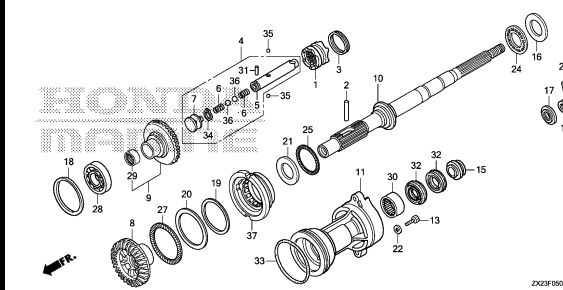


ZK2F050A

F-5-1

G14

PROPELLER SHAFT(COUNTER ROTATION)

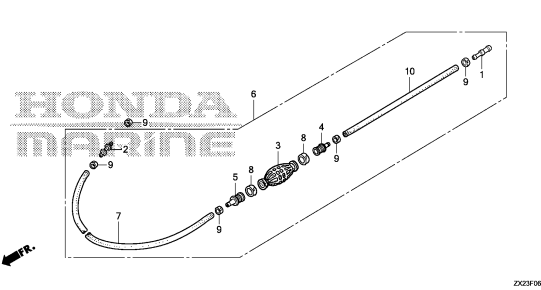


ZK2F051C

F-6

G16

FUEL TUBE(1)

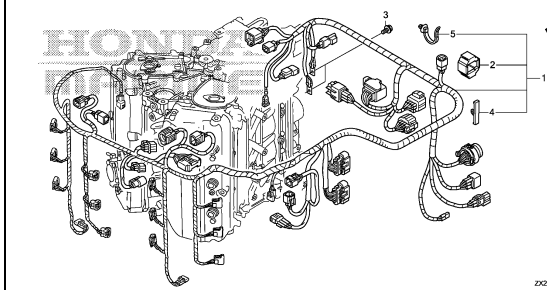


ZK2F060A

F-7

H 1

WIRE HARNESS



ZK2F070A

3

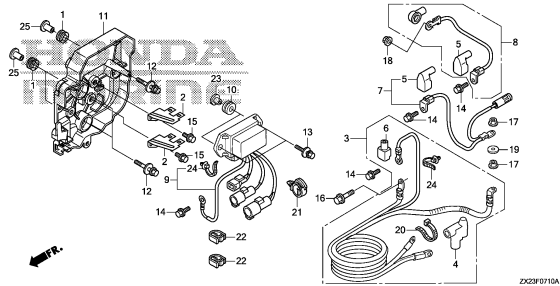
# FRAME GROUP

C 2

F-7-10

H 2

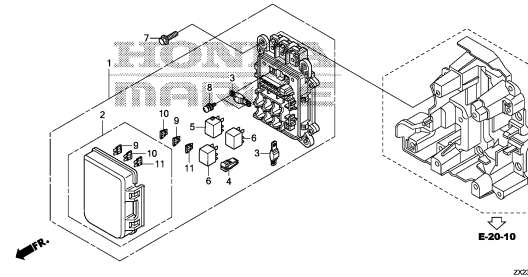
STARTER CABLE



F-7-20

H 3

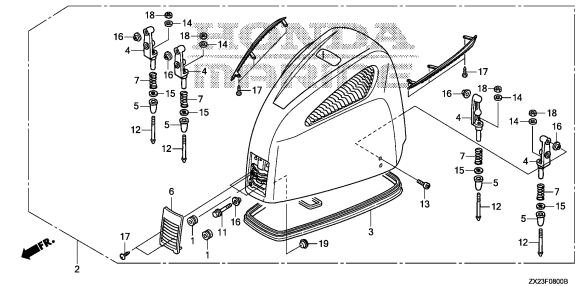
FUSE BOX/RELAY



F-8

H 4

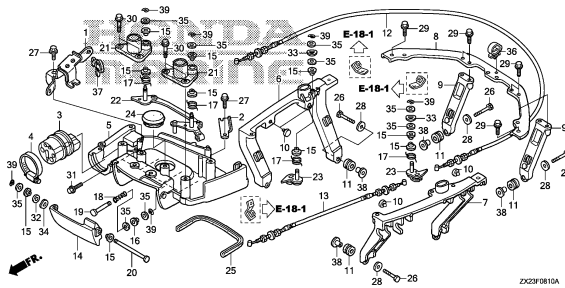
ENGINE COVER



F-8-10

H 5

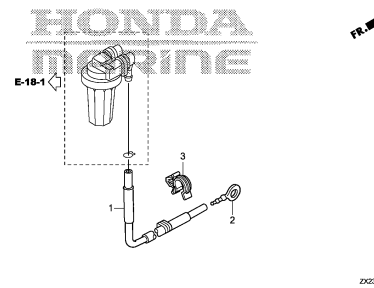
FR. COVER BRACKET/FR. LOCK SHAFT



F-8-20

H 7

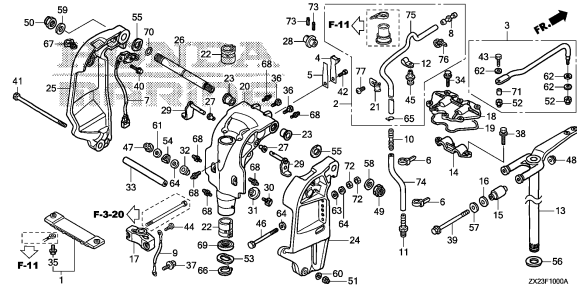
FUEL TUBE(2)



F-10

H 8

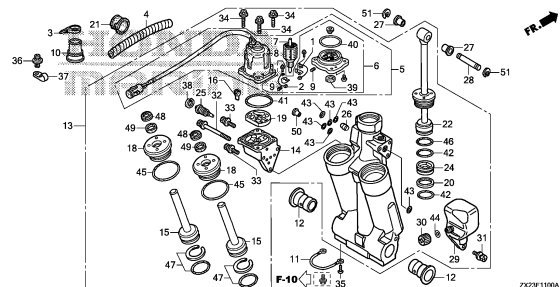
STERN BRACKET/SWIVEL CASE



F-11

H12

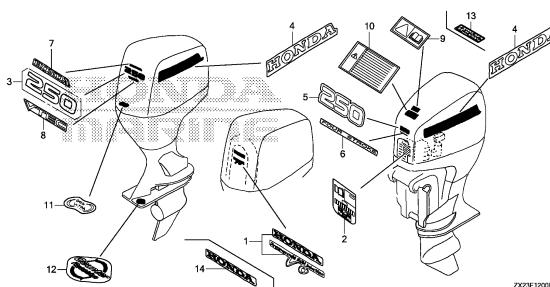
POWER TRIM-TILT



F-12

H15

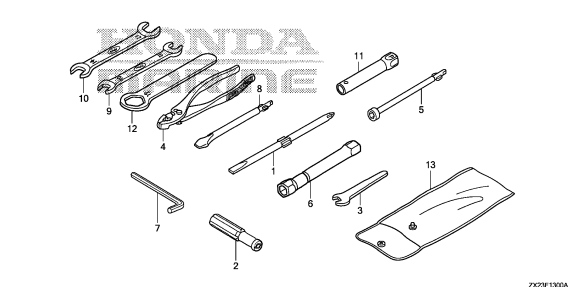
LABEL



F-13

H16

TOOL



3

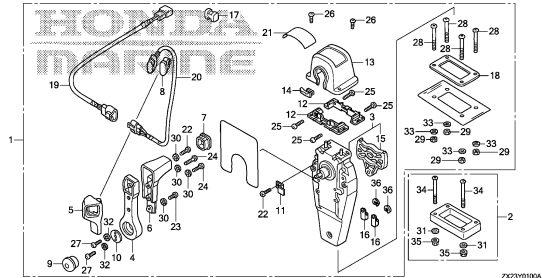
# FRAME GROUP

C 3

FOP-1

REMOTE CONTROL(TOP MOUNT SINGLE TYPE)(RIGHT)

I 1

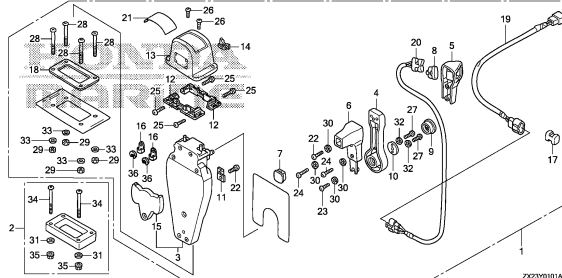


ZK23Y0100A

FOP-1-1

REMOTE CONTROL(TOP MOUNT SINGLE TYPE)(LEFT)

I 3

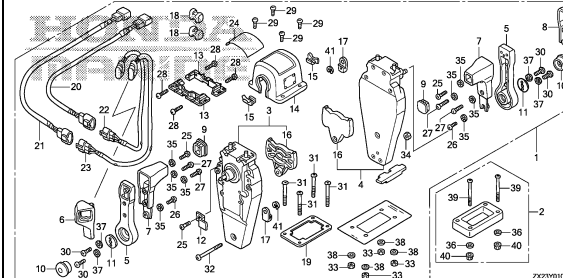


ZK23Y0101A

FOP-1-2

REMOTE CONTROL(TOP MOUNT DUAL TYPE)(RIGHT)

I 5

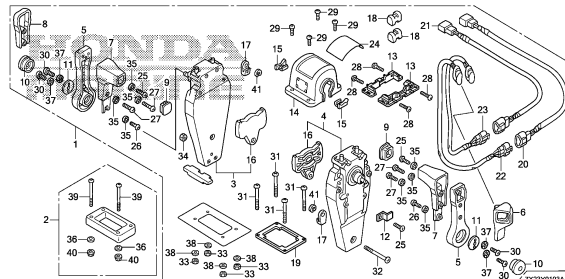


ZK23Y0102B

FOP-1-3

REMOTE CONTROL(TOP MOUNT DUAL TYPE)(LEFT)

I 7

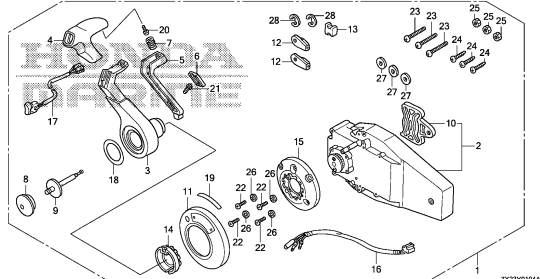


ZK23Y0103A

FOP-1-4

REMOTE CONTROL(FLUSH MOUNT TYPE)(RIGHT)

I 9

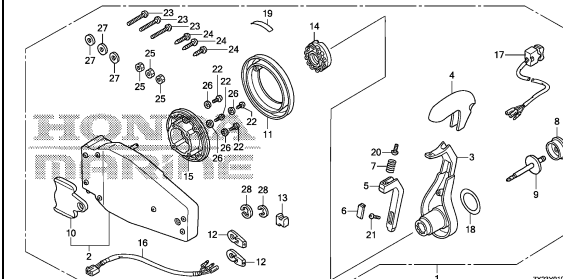


ZK23Y0104A

FOP-1-5

REMOTE CONTROL(FLUSH MOUNT TYPE)(LEFT)

I 11

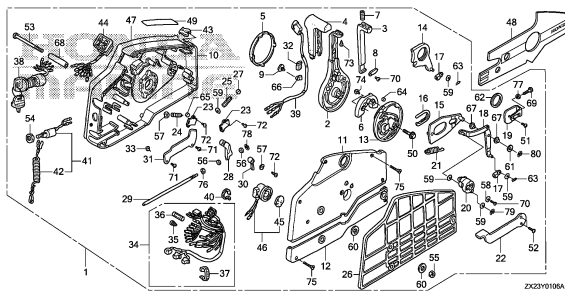


ZK23Y0105A

FOP-1-6

REMOTE CONTROL

I 13

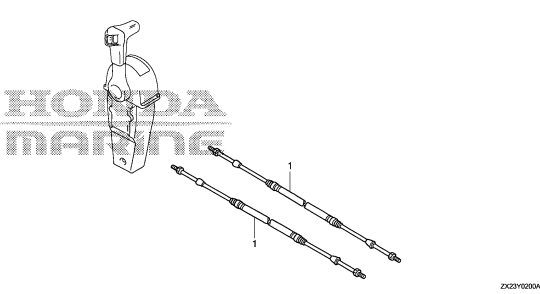


ZK23Y0106A

FOP-2

CABLE(SINGLE)

I 16

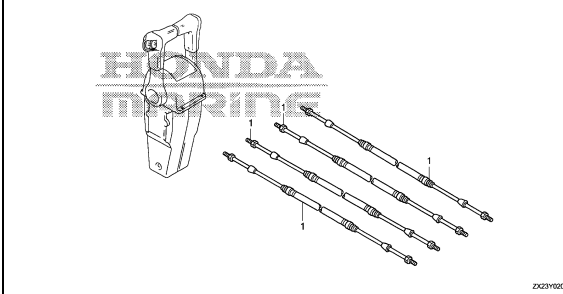


ZK23Y0200A

FOP-2-1

CABLE(DUAL)

J 3



ZK23Y0201A

3

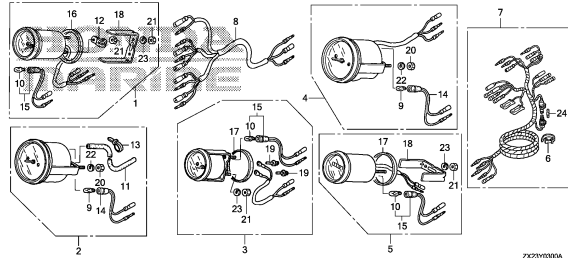
# FRAME GROUP

C 4

FOP-3

METER KIT

J 6

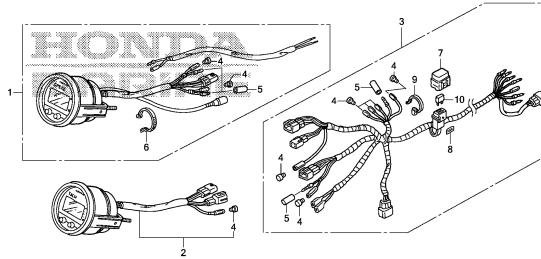


ZK23Y0300A

FOP-3-1

METER KIT(DIGITAL)

J 8




ZK23Y0301A

FOP-4

REMOTE CONTROL COVER KIT

J 9

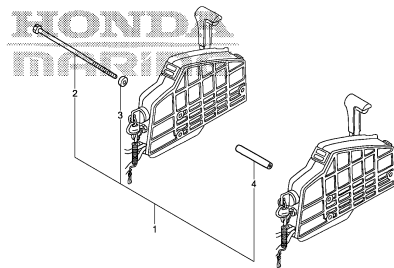


ZK23Y0400A

FOP-5

BOLT KIT

J10




ZK23Y0500A

FOP-6

LIGHT SWITCH KIT

J11

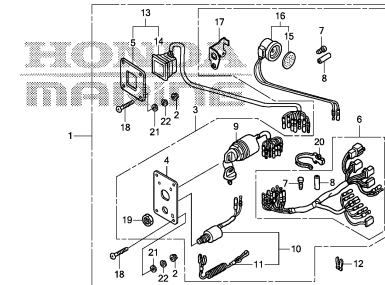


ZK23Y0600A

FOP-7

CONTROL PANEL(1)

J12

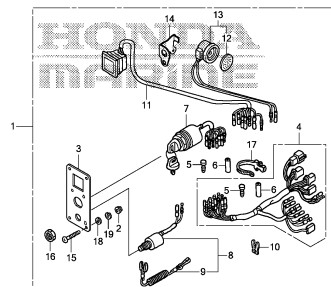


ZK23Y0700A

FOP-7-1

CONTROL PANEL(2)

J14

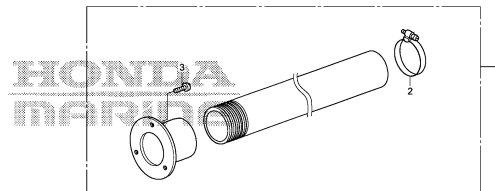


ZK23Y0701A

FOP-8

RIGGING HOSE KIT

J15

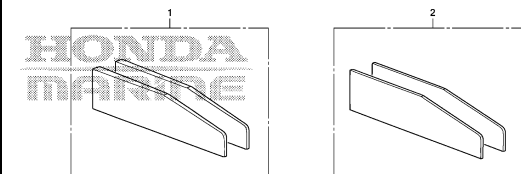


ZK23Y0800A

FOP-9

TRIM ADJUST PLATE SET

J16



ZK23Y0900A

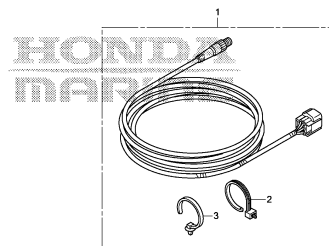
# FRAME GROUP

C 5

FOP-10

INTERFACE CABLE KIT

K 1




ZK23Y1100A

FOP-11

ENGINE COVER

K 2

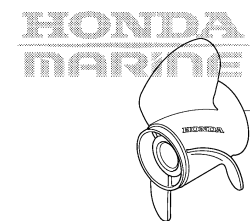


ZK23Y1100A

FOP-12

PROPELLER

K 3

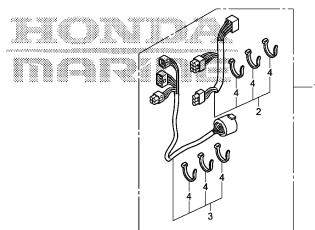


ZK23Y1200A

FOP-13

PANEL INDICATOR CABLE SET

K 4

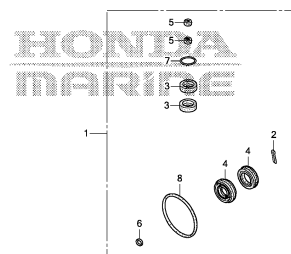


ZK23Y1300A

FOP-14

GEAR CASE KIT

K 5



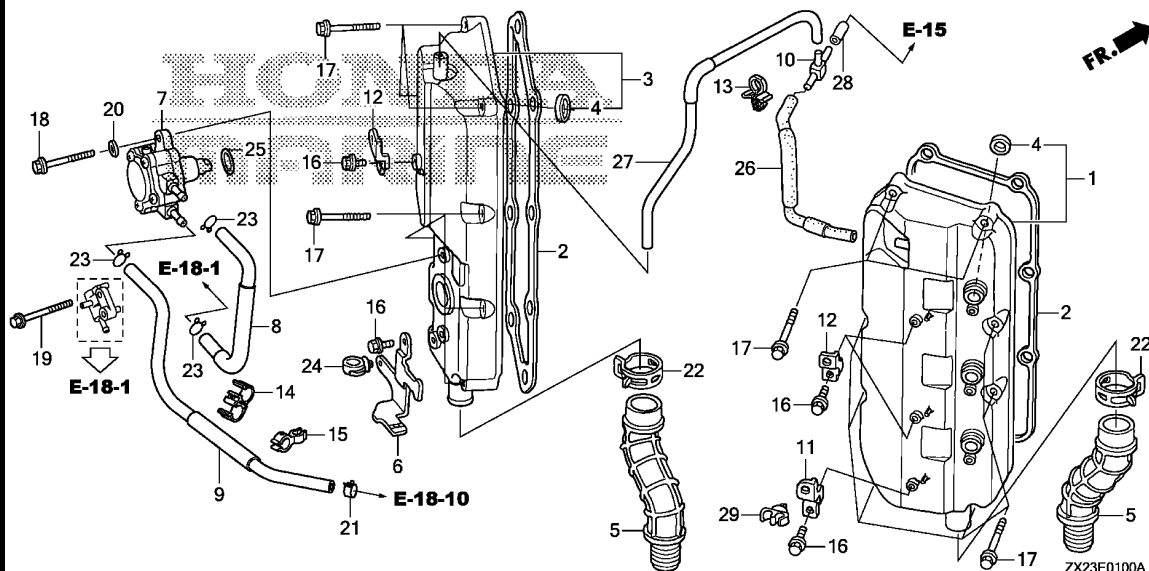
ZK23Y1400B

3

E-1

CYLINDER HEAD COVER

D 1



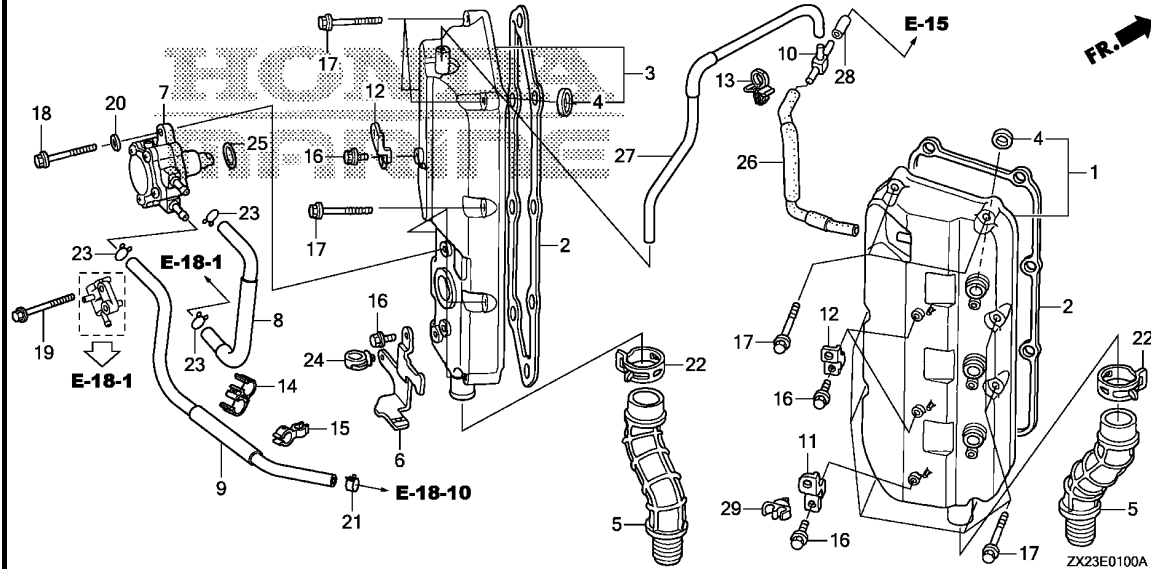
Ref. No.	L.O.N.	(Relative ref. Number) Description	F.R.T.
1		(2)	
	1111D4	CYLINDER HEAD COVER AND/OR	
		PACKING :RIGHT .....	1.5
	1111L5	CYLINDER HEAD COVER AND/OR	
		PACKING :BOTH .....	1.9
3		(2)	
	1111D3	CYLINDER HEAD COVER AND/OR	
		PACKING :LEFT .....	1.5
	1111L5	CYLINDER HEAD COVER AND/OR	
		PACKING :BOTH .....	1.9
4	1111AD	SEAL, SPARK PLUG TUBE .....	1.5
		.NOTE: Same time for two units	
	1111AH	SEAL, SPARK PLUG TUBE	
		:LEFT BANK ALL .....	1.6
	1111AJ	SEAL, SPARK PLUG TUBE	
		:RIGHT BANK ALL .....	1.6
	1111AE	SEAL, SPARK PLUG TUBE	
		:FOR 1 PRODUCT .....	2.1
5	1171B0	TUBE, OIL RETURN :LEFT .....	0.5
	1171B1	TUBE, OIL RETURN :RIGHT .....	0.6
7		(25)	
	3101H9	PUMP, FUEL .....	1.4
	8 3101F9	TUBE, FUEL(C) .....	1.2
	9 3101G4	TUBE, FUEL(G) .....	1.2
26	1111K6	TUBE A, BREATHER .....	1.2

Ref. No.	Part No.	Description	Reqd. QTY	Serial No.	Parts catalogue code
			BF 250 A		
1	12310-ZY3-405ZA	COVER, R. CYLINDER HEAD			
		*NH8*.....DARK GRAY	1		
2	12312-ZY3-000	PACKING, HEAD COVER .....	2		
3	12320-ZY3-405ZA	COVER, L. CYLINDER HEAD			
		*NH8*.....DARK GRAY	1		
4	12342-P08-004	SEAL, SPARK PLUG TUBE(NOK) ..	6		
5	15425-ZY3-010	TUBE, OIL .....	2		
6	16203-ZY3-000	BRACKET, SOLENOID VALVE .....	1		
7	16700-ZX2-003	PUMP ASSY., FUEL .....	1		
8	16870-ZX2-000	TUBE COMP. C, FUEL .....	1		
9	16895-ZY3-000	TUBE COMP. G, FUEL .....	1		
10	17193-MT2-000	T-JOINT .....	1		
11	32114-ZW9-730	BRACKET, CLIP B .....	1		
12	32129-ZY3-000	BRACKET C, HARNESS CLIP .....	3		
13	50310-HE0-003	CLIP A, WIRE .....	1		
14	53740-SE0-953	CLIP, SENSOR HOSE .....	1		
15	54316-SD9-013	CLIP, SHIFT WIRE .....	1		
16	90011-ZW9-000	BOLT, FLANGE, 6X14(CT200) ...	5		
17	90019-ZW9-000	BOLT, FLANGE, 6X35 .....	16		
18	90036-ZY3-000	BOLT, FLANGE, 8X32 .....	1		
19	90126-ZW4-000	BOLT, FLANGE, 8X45 .....	1		
20	90406-ZY3-000	WASHER, PLAIN, 8MM .....	1		
21	90602-ZW5-030	CLAMP, TUBE(D12) .....	1		
22	90602-ZY3-020	CLAMP, TUBE(D32.5) .....	2		
23	90604-ZV0-000	CLIP, TUBE(B12) .....	3		

# E-1

# CYLINDER HEAD COVER

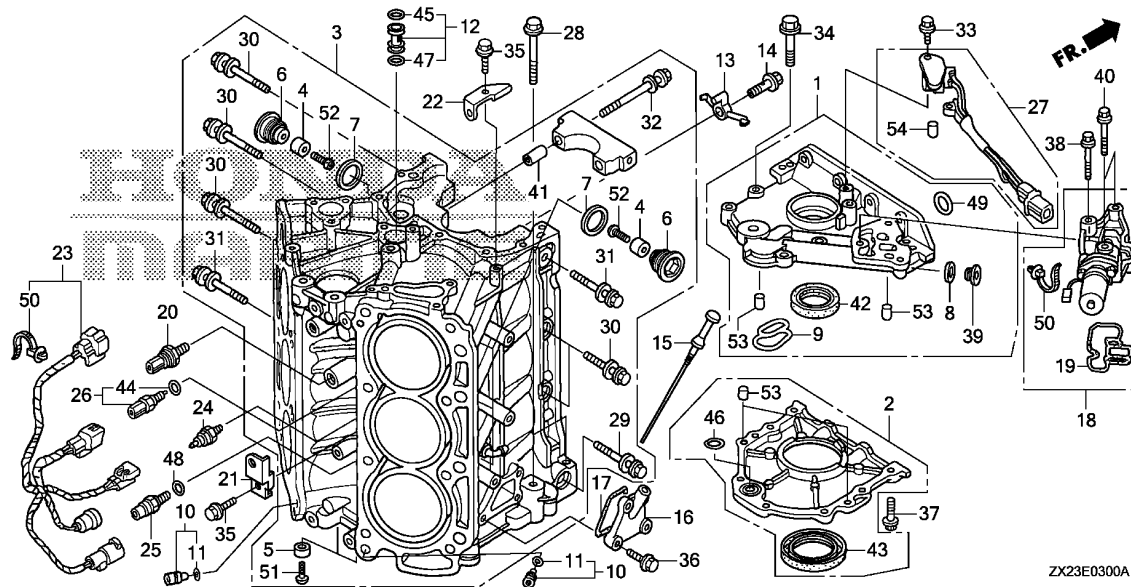
**D 2**



Ref. No.	L.O.N.	(Relative ref. Number) Description	F.R.T.
27	1111K7	TUBE B, BREATHER .....	0.2

Ref. No.	Part No.	Description	Reqd. QTY	Serial No.	Parts catalogue code
			BF 250 A		
24	90691-ZB7-003	CLIP, HARNESS .....	1		
25	91305-KT7-003	O-RING, 37X2.4(ARAI) .....	1		
26	91401-ZY3-A00	TUBE COMP. A, BREATHER .....	1		
27	91402-ZY3-020	TUBE B, BREATHER .....	1		
28	91403-ZY3-000	TUBE C, BREATHER .....	1		
29	91566-SK7-003	CLIP D, WASHER TUBE .....	1		

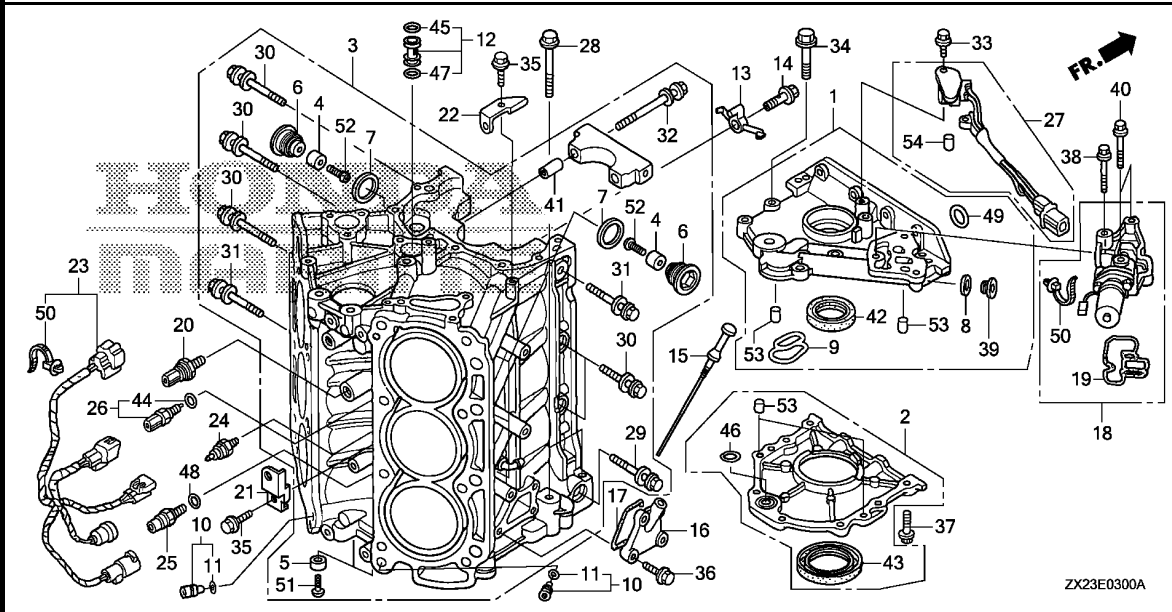
**2**



ZX23E0300A

Ref. No.	L.O.N.	(Relative ref. Number) Description	F.R.T.
1	1101B4	(9) COVER, CRANKCASE UPPER ..... .INCLUDES: Engine removal and installation	8.3
2	110120	(46) CASE, OIL SEAL ..... .INCLUDES: Engine removal and installation	8.7
3	1101B0	BLOCK, CYLINDER ..... .INCLUDES: Engine removal and installation	13.7
4	1101S7	(6) METAL, CYLINDER BLOCK ANODE :LEFT .....	1.1
	1101S8	METAL, CYLINDER BLOCK ANODE :RIGHT .....	1.1
	1101S9	METAL, CYLINDER BLOCK ANODE :LEFT ALL .....	1.3
	1101T0	METAL, CYLINDER BLOCK ANODE :RIGHT ALL .....	1.3
5	1101T1	METAL, CYLINDER BLOCK ANODE :LOWER ..... .INCLUDES: Engine removal and installation .NOTE: Same time for two units	6.9

Ref. No.	Part No.	Description	Reqd. QTY	Serial No.	Parts catalogue code
			BF 250 A		
1	11200-ZY3-010ZA	COVER ASSY., CRANKCASE UPPER *NH8*.....DARK GRAY	1		
2	11300-ZY3-C00	CASE ASSY., OIL SEAL .....	1		
3	12000-ZX2-405ZA	BLOCK ASSY., CYLINDER *NH8*.....DARK GRAY	1		
4	12155-ZV4-A00	METAL, ANODE .....	6		
5	12155-ZY3-000	METAL, ANODE .....	2		
6	12164-ZY3-000	BOLT, SEALING, 22MM .....	6		
7	12171-ZY3-305	WASHER, SEALING, 22MM .....	6		
8	12214-ZV5-000	WASHER, SEALING(22MM) .....	1		
9	15115-P8A-A01	PACKING, OIL HOLE .....	1		
10	15140-P8A-A00	ORIFICE ASSY., OIL CONTROL ..	2		
11	15142-P8A-A00	O-RING, 8.8X2.4 .....	2		
12	15150-P8A-A00	JOINT ASSY., OIL PIPE .....	1		
13	15280-R70-A00	BODY, OIL JET .....	3		
14	15290-RJA-000	BOLT COMP., OIL JET .....	3		
15	15655-ZX2-000	GAUGE COMP., OIL LEVEL .....	1		
16	15656-ZY3-000	COVER, OIL LEVEL GAUGE .....	1		
17	15657-ZY3-000	PACKING, OIL LEVEL GAUGE ....	1		
18	15810-ZY3-003ZA	VALVE ASSY., SPOOL *NH8*.....DARK GRAY	1		
19	15825-ZY3-003	FILTER ASSY., SPOOL VALVE ...	1		
20	30530-RNA-A01	SENSOR COMP., KNOCK .....	1		
21	32114-ZW9-730	BRACKET, CLIP B .....	1		
22	32116-ZY3-000	BRACKET B, HARNESS CLIP .....	1		



Ref. No.	L.O.N.	(Relative ref. Number) Description	F.R.T.
10		(11)	
	1131D3	ORIFICE, OIL CONTROL :LEFT ...	3.6
	1131D4	ORIFICE, OIL CONTROL :RIGHT ..	3.4
13	1101H0	BODY, OIL JET .....	9.7
		.INCLUDES: Engine removal and installation	
		.NOTE: Same time for two units or more	
16		(17)	
	1101L0	OIL LEVEL GAUGE COVER AND/OR PACKING .....	1.2
18	1111L2	VALVE, SPOOL .....	0.5
19	1111E6	FILTER, SPOOL VALVE .....	0.5
20	3121G3	SENSOR, KNOCK .....	3.6
23	6111B5	CORD, SWITCH .....	3.5
24	6151J6	SWITCH, OIL PRESSURE (LOW PRESSURE SIDE) .....	3.6
25		(48)	
	6151J5	SWITCH, OIL PRESSURE (HI PRESSURE SIDE) .....	3.6
26		(44)	
	6171B9	SENSOR, WATER TEMPERATURE ....	3.6
	27 6171A5	SENSOR, CRANK .....	0.5
+42	1101E6	OIL SEAL, CRANKSHAFT :UPPER ..	8.4

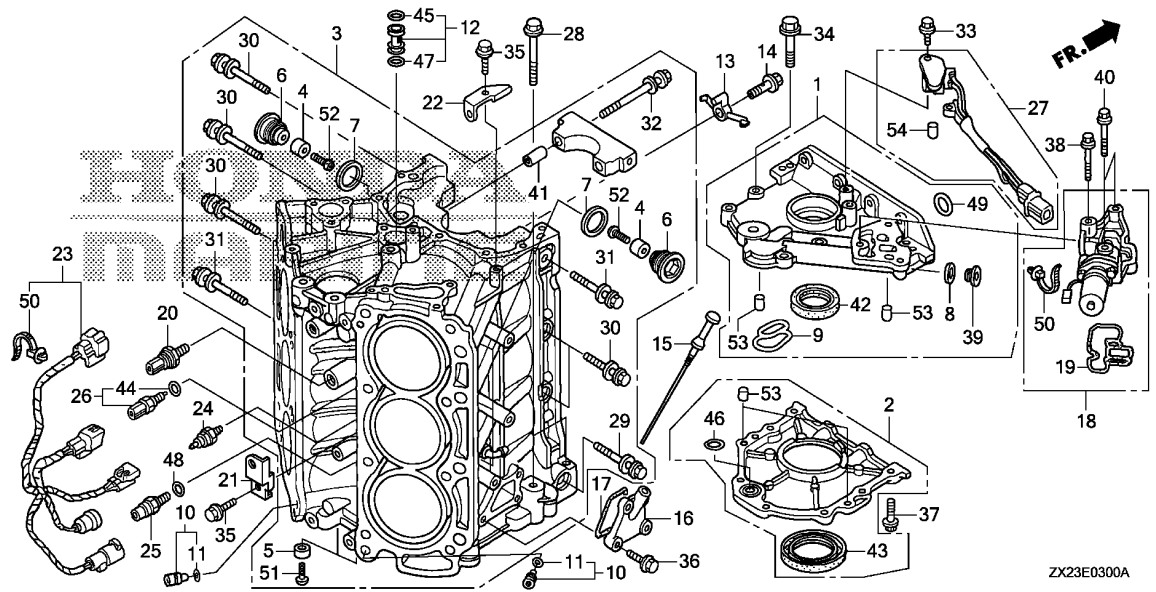
Ref. No.	Part No.	Description	Reqd. QTY	Serial No.	Parts catalogue code
			BF 250 A		
23	32193-ZY3-C00	CORD, SWITCH .....	1		
24	35490-ZW9-003	SWITCH ASSY., OIL PRESSURE ..	1		
25	35490-ZY3-004	SWITCH ASSY., OIL PRESSURE ..	1		
26	35673-ZY3-003	SENSOR ASSY., WATER TEMPERATURE	1		
27	35700-ZY3-003	SENSOR ASSY., CRANK .....	1		
28	90001-ZY3-000	BOLT, FLANGE, 12X95 .....	2		
29	90006-ZY3-003	BOLT-WASHER, 10X109 .....	1		
30	90008-ZY3-003	BOLT-WASHER, 10X60 .....	5		
31	90009-ZY3-003	BOLT-WASHER, 10X80 .....	2		
32	90014-RCA-A01	BOLT-WASHER, 11X105 .....	8		
33	90017-ZY3-000	BOLT, FLANGE, 6X16 .....	1		
34	90019-ZW9-000	BOLT, FLANGE, 6X35 .....	7		
35	90021-ZY3-000	BOLT, FLANGE, 6X14 .....	2		
36	90028-ZY3-000	BOLT, FLANGE, 6X18 .....	4		
37	90030-ZY3-000	BOLT, FLANGE, 6X22 .....	8		
38	90038-ZY3-000	BOLT, FLANGE, 8X75 .....	1		
39	90081-ZV5-010	BOLT, SEALING, 22MM .....	1		
40	90156-ZW4-000	BOLT, FLANGE, 8X50 .....	2		
41	90715-PH7-000	DOWEL PIN, 13X37 .....	8		
42	91212-ZY3-003	OIL SEAL, 41X66X8 .....	1		
43	91214-PNA-014	OIL SEAL, 80X98X10(ARAI) ....	1		
44	91307-PNA-003	O-RING, 9.5X1.9 .....	1		
45	91308-P8A-A01	O-RING, 18.3X3.5 .....	1		



E-3

CYLINDER BLOCK

D 5



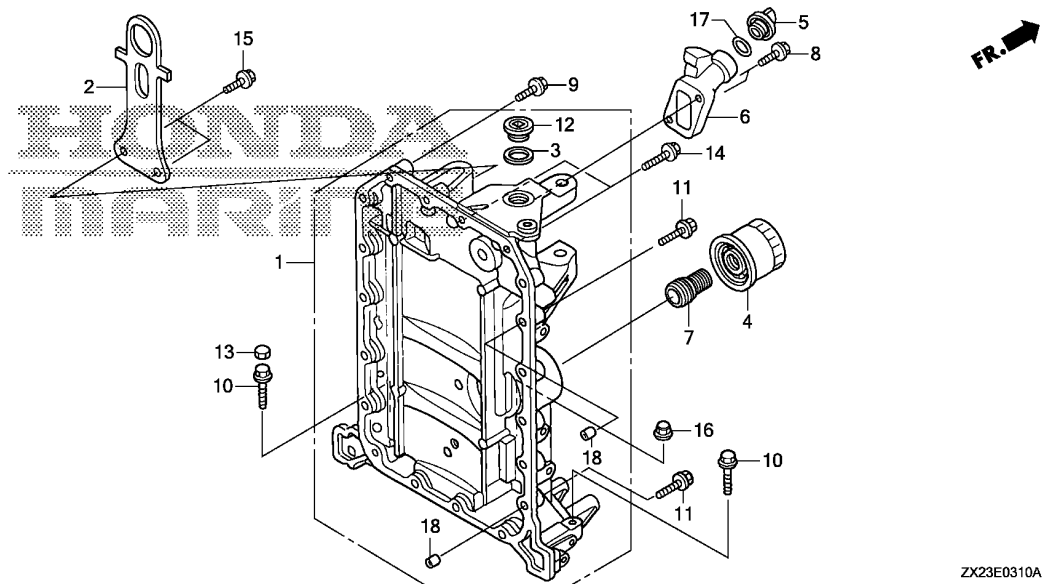
Ref. No.	L.O.N.	(Relative ref. Number) Description	F.R.T.
+42		.INCLUDES: Engine removal and installation	
43	1101E7	OIL SEAL, CRANKSHAFT :LOWER .. .INCLUDES: Engine removal and installation	8.8

Ref. No.	Part No.	Description	Reqd. QTY	Serial No.	Parts catalogue code
			BF 250 A		
46	91308-PK1-003	O-RING, 26.2X2.4(NOK)	1		
47	91309-P8A-A01	O-RING, 16.3X3.5	1		
48	91319-PR3-003	O-RING, 13X1.5(ARAI)	1		
49	91321-POX-003	O-RING, 25X2.4(NOK)	1		
50	91541-S0A-003	CLIP, HARNESS BAND(BLACK) (145MM)	2		
51	93500-05016-4J	SCREW, PAN, 5X16	2		
52	93500-05020-4J	SCREW, PAN, 5X20	6		
53	94301-06100	DOWEL PIN, 6X10	4		
54	94303-05080	DOWEL PIN, 5X8	1		

# E-3-10

# CRANKCASE

**D 6**

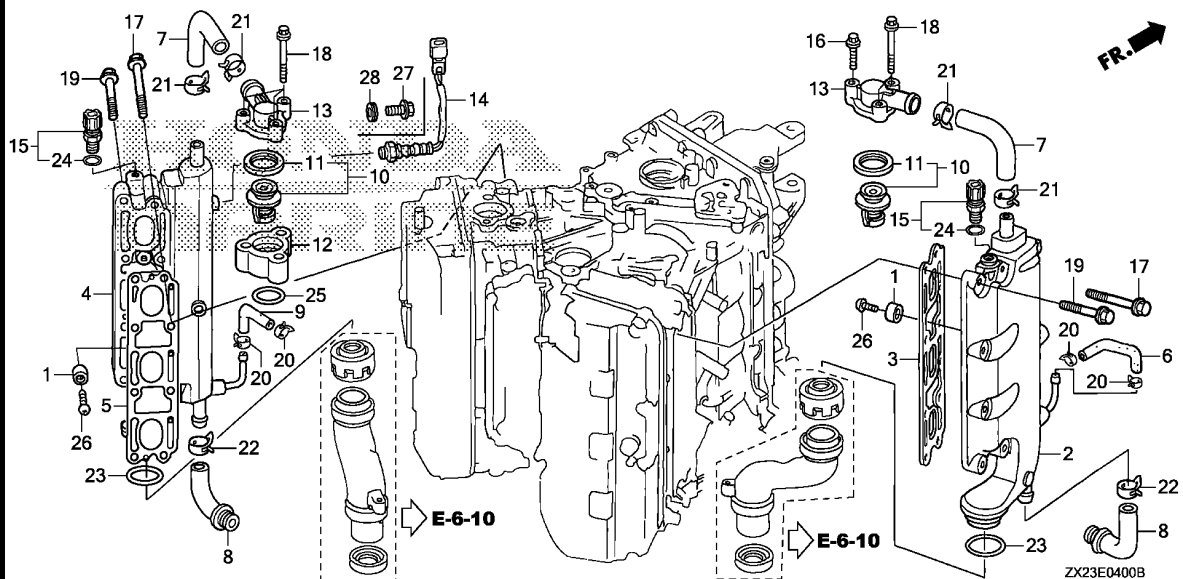


ZX23E0310A

Ref. No.	L.O.N.	(Relative ref. Number) Description	F.R.T.
1	1101B7	CRANKCASE ..... INCLUDES: Engine removal and installation	8.0
4	110175	CARTRIDGE, OIL FILTER .....	0.3
6	1101B9	OIL FILLER EXTENSION AND/OR PACKING .....	0.3

Ref. No.	Part No.	Description	Reqd. QTY	Serial No.	Parts catalogue code
			BF 250 A		
1	11100-ZY3-415ZA	CRANKCASE COMP. *NH8*.....DARK GRAY	1	-----	LD,LU,XCD,XCU,XD,XU,XXCD,XXCU,XXD,XXU
	11100-ZY3-415	.....DARK GRAY	1	-----	XCT,XT,XXT
2	11911-ZX2-000	HANGER, ENGINE .....	1		
3	12214-ZV5-000	WASHER, SEALING(22MM) .....	1		
4	15400-RTA-004	CARTRIDGE, OIL FILTER (TOYO ROKI)	1		
5	15611-921-000	CAP, OIL(YELLOW) .....	1		
6	15631-ZW1-000	EXTENSION, OIL FILLER .....	1		
7	90015-PH1-013	HOLDER, OIL FILTER .....	1		
8	90030-ZY3-000	BOLT, FLANGE, 6X22 .....	2		
9	90031-ZY3-000	BOLT, FLANGE, 6X32 .....	15		
10	90041-ZY3-000	BOLT, FLANGE, 10X55 .....	2		
11	90063-ZY3-000	BOLT, FLANGE, 6X37 .....	2		
12	90081-ZV5-010	BOLT, SEALING, 22MM .....	1		
13	90082-ZY3-003	CAP, BOLT, 10MM .....	1		
14	90147-ZW4-000	BOLT, FLANGE, 6X55 .....	2		
15	90151-ZW4-000	BOLT, FLANGE, 8X25 .....	2		
16	90204-ZY3-000	NUT, FLANGE CAP, 10MM .....	2		
17	91301-805-000	O-RING, 26X2.7 .....	1		
18	94301-08140	DOWEL PIN, 8X14 .....	2		

**2**



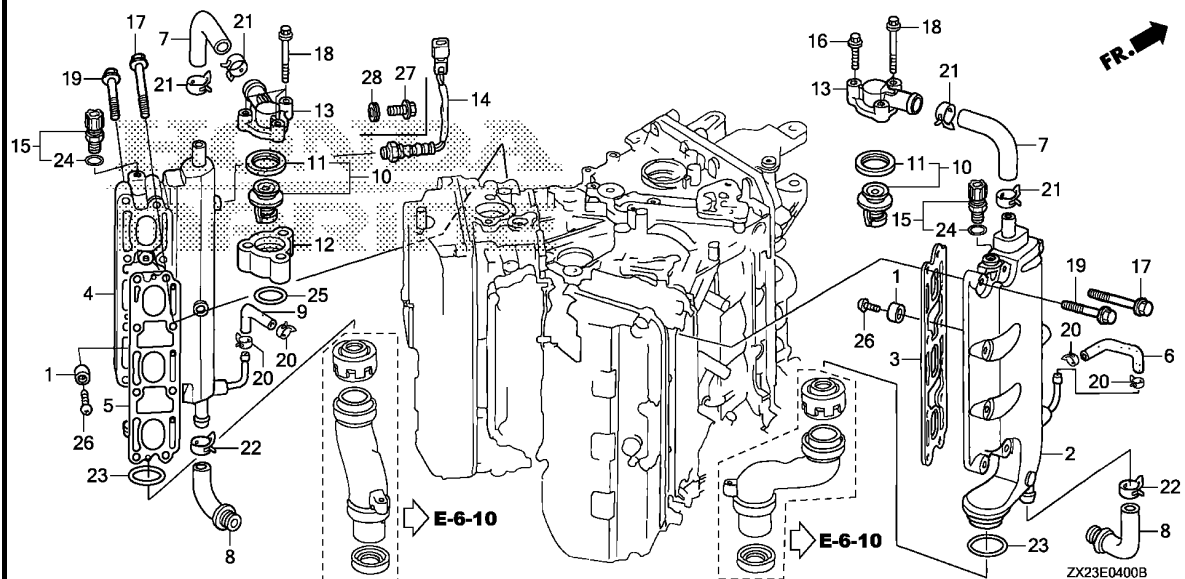
Ref. No.	L.O.N.	(Relative ref. Number) Description	F.R.T.
1	3131K4	METAL, EXHAUST ANODE :LEFT ... .NOTE: Same time for two units	1.0
	3131K5	METAL, EXHAUST ANODE :RIGHT .. .NOTE: Same time for two units	1.0
2	3131C1	MANIFOLD, EXHAUST :RIGHT .....	1.1
3	3131B2	GASKET, EXHAUST MANIFOLD :RIGHT .....	1.0
4	3131C0	MANIFOLD, EXHAUST :LEFT .....	1.2
5	3131B1	GASKET, EXHAUST MANIFOLD :LEFT	1.0
6	1141D6	TUBE, WATER RETURN :RIGHT ....	0.3
7	1141J3	TUBE, WATER RELIEF :LEFT .....	0.4
	1141J4	TUBE, WATER RELIEF :RIGHT .....	0.4
8	1141J1	TUBE, WATER :LEFT .....	0.5
	1141J2	TUBE, WATER :RIGHT .....	0.7
9	1141D5	TUBE, WATER RETURN :LEFT .....	0.4
10		(11,12,13,25)	
	1141D9	THERMOSTAT :LEFT .....	0.5
	1141F0	THERMOSTAT :RIGHT .....	0.5
	1141F1	THERMOSTAT :BOTH .....	0.6
14	312175	SENSOR, OXYGEN .....	0.4
15		(24)	
	3131K1	SENSOR, EXHAUST WATER TEMPERATURE :LEFT .....	0.3

Ref. No.	Part No.	Description	Reqd. QTY	Serial No.	Parts catalogue code
			BF 250 A		
1	12155-ZV5-000	METAL, ANODE .....	4		
2	18110-ZY3-010ZA	MANIFOLD COMP., R. EX. *NH8*.....DARK GRAY	1		
3	18115-ZY3-003	GASKET, R. EX. MANIFOLD .....	1		
4	18120-ZY3-C01ZA	MANIFOLD COMP., L. EX. *NH8*.....DARK GRAY	1		
5	18125-ZY3-003	GASKET, L. EX. MANIFOLD .....	1		
6	19255-ZY3-000	TUBE, R. WATER RETURN .....	1		
7	19256-ZY3-010	TUBE, WATER RELIEF .....	2		
8	19257-ZY3-000	TUBE, WATER .....	2		
9	19261-ZY3-000	TUBE, L. WATER RETURN .....	1		
10	19300-ZX2-003	THERMOSTAT ASSY. ....	2		
11	19303-ZX2-003	RUBBER, RING .....	2		
12	19313-ZX2-000ZA	SPACER, THERMOSTAT COVER *NH8*.....DARK GRAY	1		
13	19315-ZX2-000ZA	COVER, THERMOSTAT *NH8*.....DARK GRAY	2		
14	35655-ZY3-C01	SENSOR, OXYGEN .....	1	----- LD,LU,XCD,XCU,XD,XU,XXCD,XXCU,XXD,XXU	
15	35673-ZY3-003	SENSOR ASSY., WATER TEMPERATURE	2		
16	90019-ZW9-000	BOLT, FLANGE, 6X35 .....	1		
17	90027-ZY3-000	BOLT, FLANGE, 8X60 .....	8		
18	90034-ZY3-000	BOLT, FLANGE, 6X60 .....	5		
19	90155-ZW4-000	BOLT, FLANGE, 8X40 .....	8		
20	90601-ZY3-030	CLAMP, TUBE(D10.5) .....	4		

E-4

EXHAUST MANIFOLD/THERMOSTAT

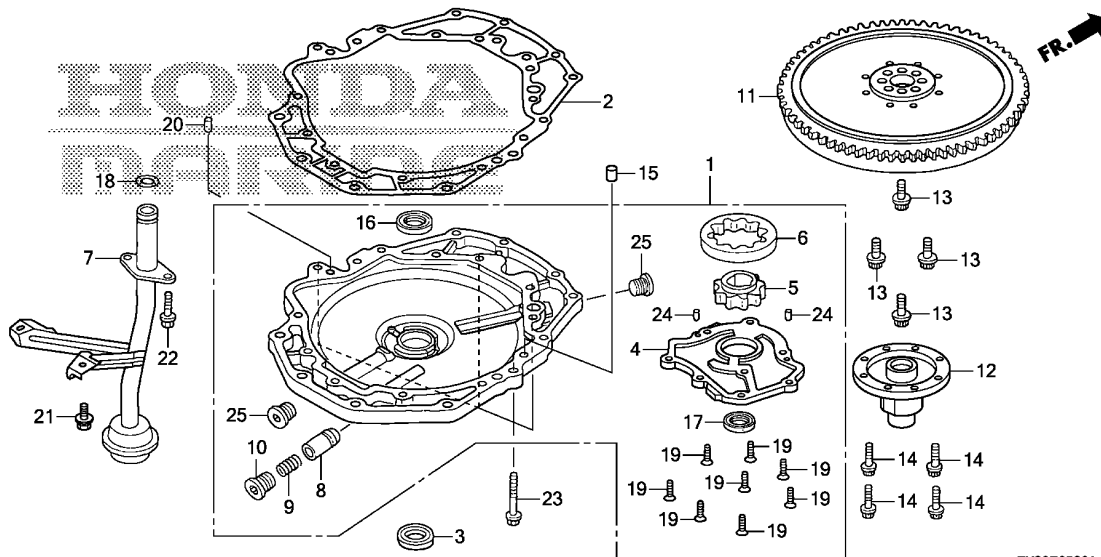
D 8



Ref. No.	L.O.N.	(Relative ref. Number) Description	F.R.T.
+15	3131K3	SENSOR, EXHAUST WATER TEMPERATURE :RIGHT	0.3

Ref. No.	Part No.	Description	Reqd. QTY		Serial No.	Parts catalogue code
			BF	250		
			A			
21	90603-ZY3-020	CLAMP, TUBE(D29)		4		
22	90604-ZY3-020	CLAMP, TUBE(D21)		2		
23	91301-ZY3-003	O-RING, 66.4X3.1		2		
24	91307-PNA-003	O-RING, 9.5X1.9		2		
25	91356-SD4-952	O-RING, 31.5X2.4(ARAI)		1		
26	93500-06018-4J	SCREW, PAN, 6X18		4		
27	90161-ZW9-830	BOLT, FLANGE, 10X20		1	----- XCT,XT,XXT	
28	90407-ZY3-D01	WASHER, SEALING		1	----- XCT,XT,XXT	

2



ZX23E0500A

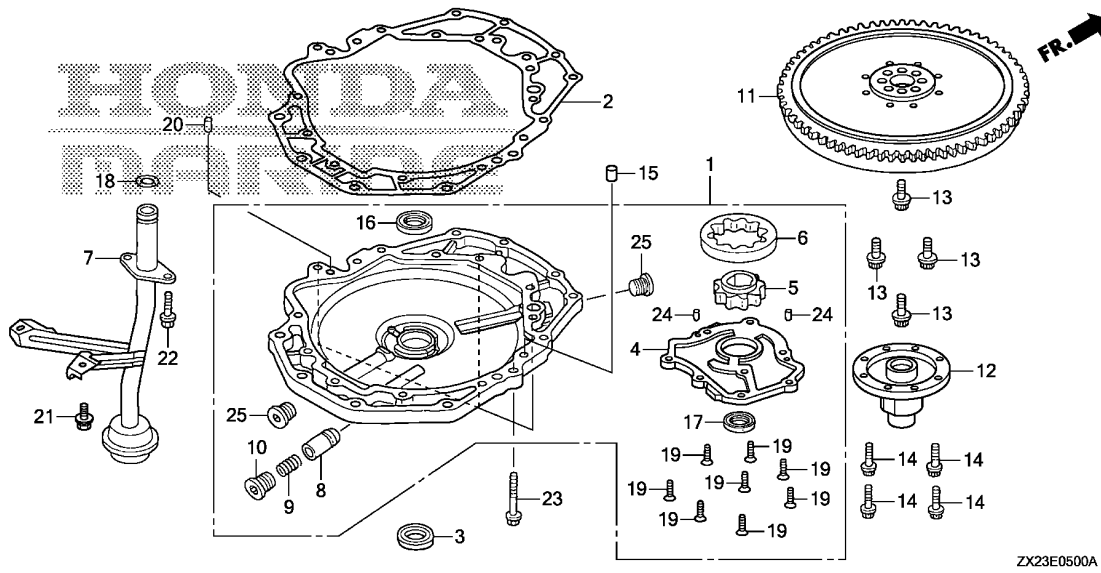
Ref. No.	L.O.N.	(Relative ref. Number) Description	F.R.T.
1	1131C4	PUMP, OIL ..... .INCLUDES: Engine removal and installation	6.4
2	1131C6	PACKING, OIL PUMP ..... .INCLUDES: Engine removal and installation	6.4
3	1131B4	RUBBER, OIL PUMP ..... .INCLUDES: Engine removal and installation	6.3
6	1131B3	ROTOR, OIL PUMP OUTER ..... .INCLUDES: Engine removal and installation	6.9
7	1131B5	STRAINER, OIL ..... (9)	2.2
8	1131D2	VALVE, OIL PUMP RELIEF ..... .INCLUDES: Engine removal and installation	6.4
11	2161B5	FLYWHEEL ..... .INCLUDES: Engine removal and installation	6.8
12	2161A9	BOSS, FLYWHEEL ..... .INCLUDES: Engine removal and installation	6.6

Ref. No.	Part No.	Description	Reqd. QTY	Serial No.	Parts catalogue code
			BF 250 A		
1	15100-ZY3-000ZA	PUMP ASSY., OIL *NH8*.....DARK GRAY	1		
2	15112-ZY3-013	PACKING, OIL PUMP BODY .....	1		
3	15113-ZY3-000	RUBBER, OIL PUMP .....	1		
4	15121-ZY3-000	COVER, OIL PUMP .....	1		
5	15131-ZY3-405	ROTOR, OIL PUMP INNER .....	1		
6	15132-ZY3-405	ROTOR, OIL PUMP OUTER .....	1		
7	15220-ZY3-020	STRAINER COMP., OIL .....	1		
8	15231-PE0-000	VALVE, RELIEF .....	1		
9	15232-PG6-000	SPRING, RELIEF VALVE .....	1		
10	15233-PC6-000	BOLT, SEALING, 18MM .....	1		
11	31110-ZX2-000ZA	FLYWHEEL COMP. *TBLACK*.....BLACK	1		
12	31116-ZY3-000	BOSS, FLYWHEEL .....	1		
13	90001-ZX2-000	BOLT, 12MM .....	8		
14	90002-ZW5-013	BOLT, SPECIAL, 8MM .....	8		
15	90701-PW5-000	DOWEL PIN, 14X15 .....	1		
16	91201-ZW5-003	OIL SEAL, 46X60X9 .....	1		
17	91212-P01-003	OIL SEAL, 31X46X7(NOK) .....	1		
18	91324-PC6-000	O-RING, 20.6X2.6 .....	1		
19	93600-06016-0A	SCREW, FLAT, 6X16 .....	8		
20	94302-10160	PIN B, DOWEL, 10X16 .....	1		
21	95701-06014-09	BOLT, FLANGE, 6X14 .....	2		
22	95701-06018-09	BOLT, FLANGE, 6X18 .....	2		
23	95701-08030-09	BOLT, FLANGE, 8X30 .....	4		

E-5

OIL PUMP/FLYWHEEL

D10



Ref. No.	L.O.N.	(Relative ref. Number) Description	F.R.T.
16	6131B2	(17) OIL SEAL, FLYWHEEL BOSS ..... .INCLUDES: Engine removal and installation	6.5

Ref. No.	Part No.	Description	Reqd. QTY	Serial No.	Parts catalogue code
			BF 250 A		

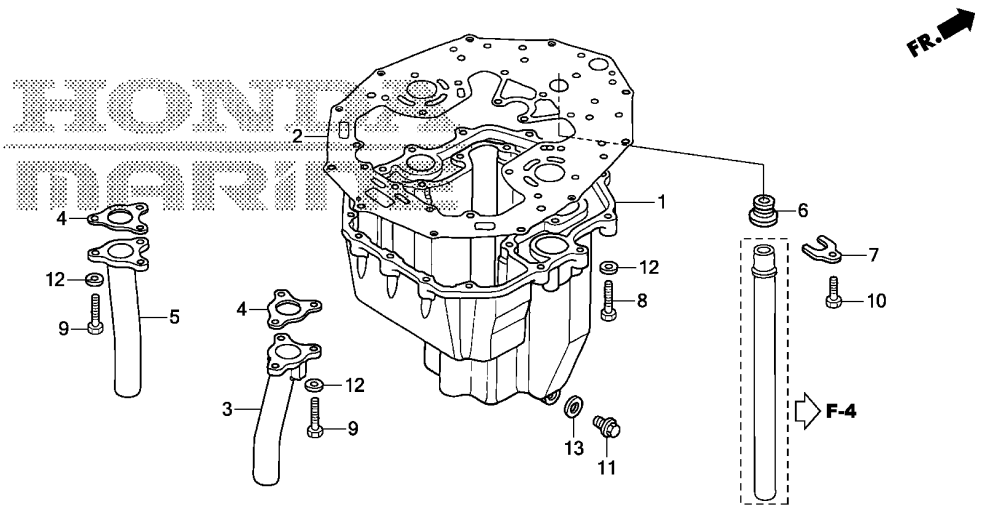
24	96220-50080	ROLLER, 5X8 .....	2		
25	90081-ZV5-010	BOLT, SEALING, 22MM .....	2		

2

E-6

OIL PAN

D11



ZX23E0600A

Ref. No.	L.O.N.	(Relative ref. Number) Description	F.R.T.
1	1131C1	PAN, OIL .....	2.1
2	1131C2	PACKING, OIL PAN .....	2.2
3	3131C8	PIPE, EXHAUST :RIGHT .....	1.7
4	3131J1	GASKET, EXHAUST PIPE :LEFT ..	1.7
	3131J2	GASKET, EXHAUST PIPE :RIGHT ..	1.7
5	3131C7	PIPE, EXHAUST :LEFT .....	1.7

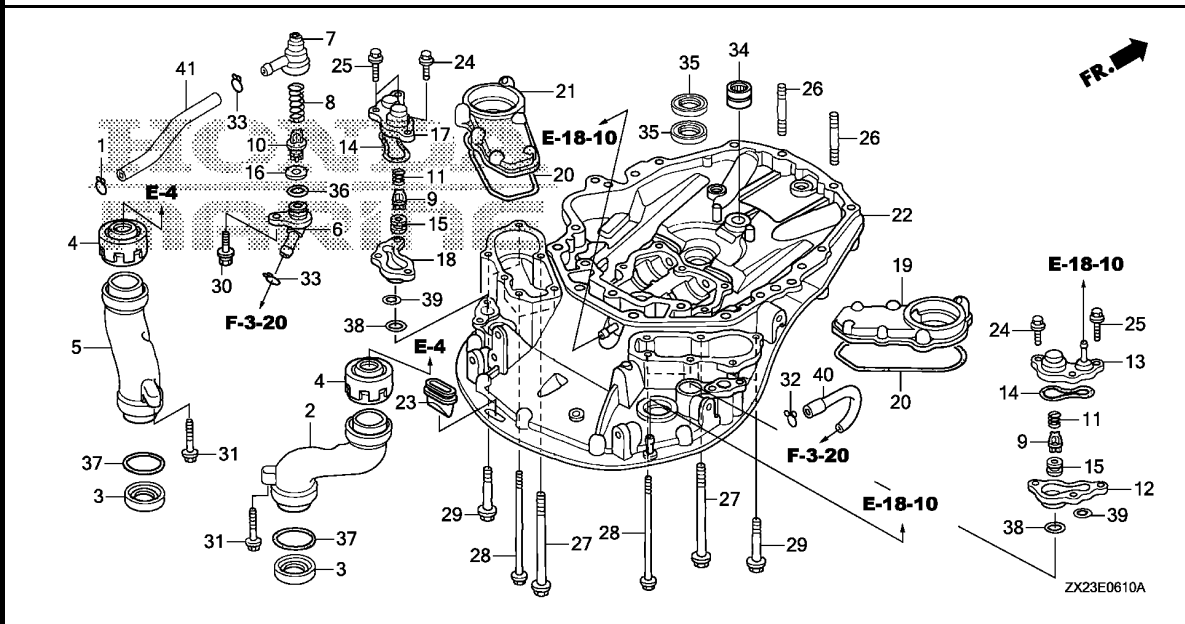
Ref. No.	Part No.	Description	Reqd. QTY	Serial No.	Parts catalogue code
			BF 250 A		
1	11311-ZY3-010ZA	PAN, OIL *TGRAY*.....GRAY	1		
2	11381-ZX2-003	PACKING, OIL PAN .....	1		
3	18330-ZY3-020	PIPE COMP., R. EX. ....	1		
4	18333-ZY3-003	GASKET, EX. PIPE .....	2		
5	18340-ZY3-020	PIPE COMP., L. EX. ....	1		
6	19252-ZY3-000	GROMMET, WATER TUBE .....	1		
7	19254-ZY3-000	PLATE, WATER TUBE .....	1		
8	90009-ZV5-000	BOLT, HEX., 8X35 .....	21		
9	90053-ZY3-010	BOLT, HEX., 8X28 .....	6		
10	90127-ZV4-000	BOLT, HEX., 6X16 .....	1		
11	90131-ZV5-000	BOLT, DRAIN PLUG .....	1		
12	90401-ZW1-000	WASHER, PLAIN, 8MM .....	27		
13	90601-ZE2-000	WASHER, DRAIN PLUG, 12MM .....	1		

2

# E-6-10

# MOUNT CASE

**D12**



Ref. No.	L.O.N.	(Relative ref. Number) Description	F.R.T.
2	3131B8	(3,37) GUIDE, EXHAUST :RIGHT ..... .INCLUDES: Engine removal and installation	6.5
5	3131B7	(3,37) GUIDE, EXHAUST :LEFT ..... .INCLUDES: Engine removal and installation	6.5
9	1101L1	(11,12,15,18,38,39) VALVE, RELIEF :LEFT .....	0.5
10	1101L2	VALVE, RELIEF :RIGHT .....	0.6
13	1141D7	(8,16,36) VALVE, FLASH .....	0.5
17	1141A5	(14) COVER, RELIEF VALVE :RIGHT ...	0.6
19	1141A4	(14) COVER, RELIEF VALVE :LEFT ....	0.5
19	1141A8	(4,20) COVER, WATER JACKET :RIGHT ... .INCLUDES: Engine removal and installation	6.4
21	1141A7	(4,20) COVER, WATER JACKET :LEFT .... .INCLUDES: Engine removal and installation	6.4

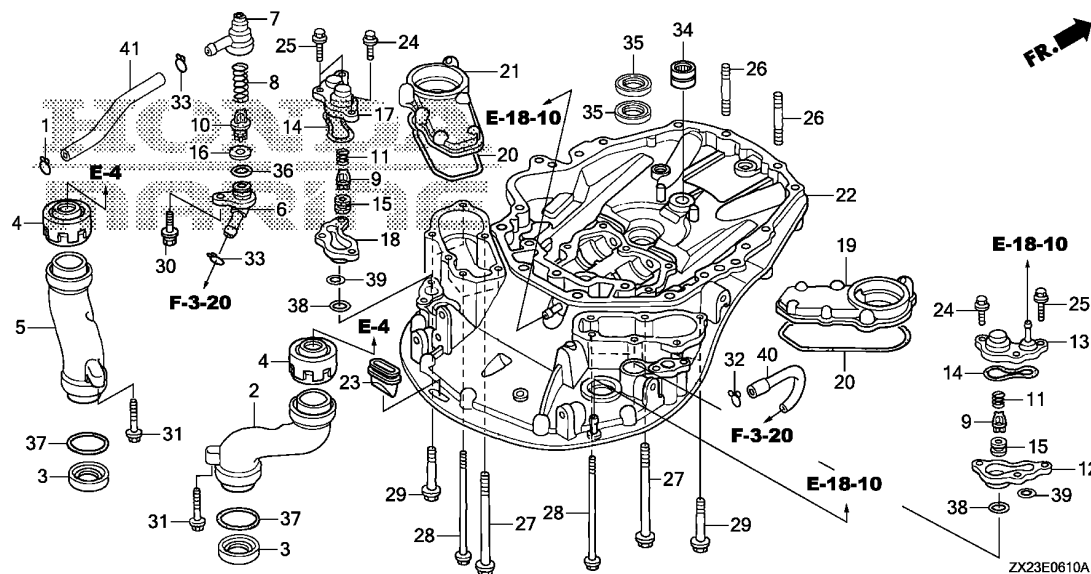
Ref. No.	Part No.	Description	Reqd. QTY	Serial No.	Parts catalogue code
			BF 250 A		
1	16163-GHB-610	CLIP, TUBE .....	1		
2	18141-ZY3-A00ZA	GUIDE, R. EX. *TGRAY*.....GRAY	1		
3	18148-ZY3-003	SEAL, EXHAUST GUIDE .....	2		
4	18149-ZY3-A01	SEAL B, EX. GUIDE .....	2		
5	18151-ZY3-A00ZA	GUIDE, L. EX. *TGRAY*.....GRAY	1		
6	19277-ZY3-000ZA	COVER, FLUSH VALVE *NH8*.....DARK GRAY	1		
7	19278-ZY3-000	CASE, FLUSH VALVE .....	1		
8	19279-ZW9-000	SPRING, FLUSH VALVE .....	1		
9	19291-ZW5-000	VALVE, RELIEF .....	2		
10	19291-ZW9-000	VALVE, FLASH .....	1		
11	19292-ZW5-000	SPRING, RELIEF VALVE .....	2		
12	19294-ZY3-000ZB	SPACER, R. RELIEF VALVE *TGRAY*.....GRAY	1		
13	19295-ZY3-000	COVER, R. RELIEF VALVE .....	1		
14	19296-ZY3-000	PACKING, RELIEF VALVE COVER ..	2		
15	19297-ZW5-000	PACKING, RELIEF VALVE .....	2		
16	19297-ZW9-000	PACKING, FLASH VALVE .....	1		
17	19297-ZY3-000	COVER, L. RELIEF VALVE .....	1		
18	19298-ZY3-000ZB	SPACER, L. RELIEF VALVE *TGRAY*.....GRAY	1		
19	19361-ZY3-000	COVER, R. WATER JACKET .....	1		
20	19362-ZY3-000	PACKING, WATER JACKET COVER ..	2		

**2**

# E-6-10

# MOUNT CASE

**D13**



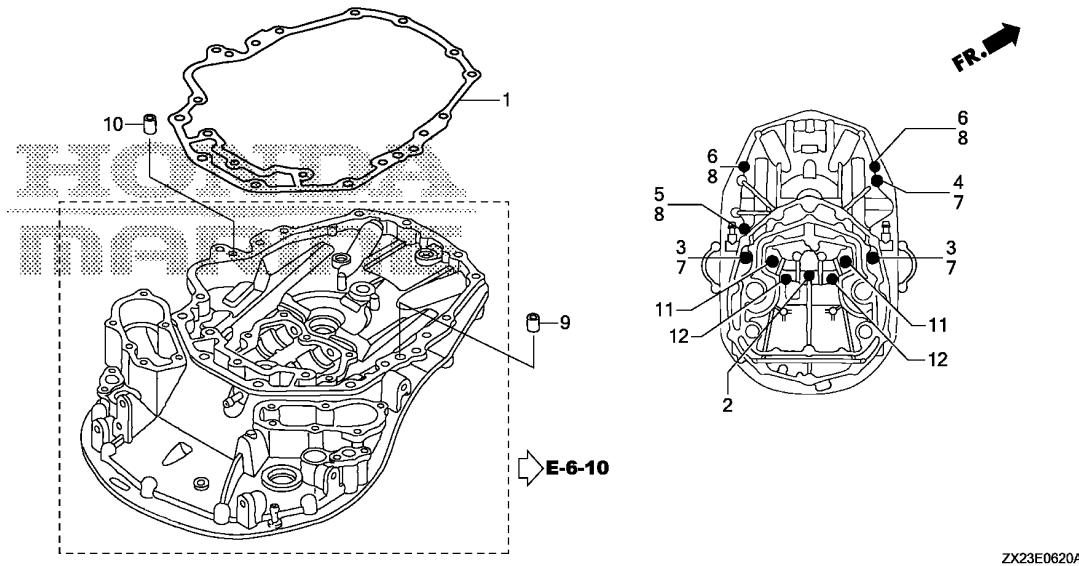
Ref. No.	L.O.N.	(Relative ref. Number) Description	F.R.T.
22	4101D6	CASE, MOUNT ..... .INCLUDES: Engine removal and installation	7.5
34	2091N6	BEARING, SHIFT SHAFT NEEDLE .. .INCLUDES: Engine removal and installation	6.8
35	4101X0	WATER SEAL, MOUNT CASE ..... .INCLUDES: Engine removal and installation .NOTE: Same time for two units	6.4

Ref. No.	Part No.	Description	Reqd. QTY	Serial No.	Parts catalogue code
			BF 250 A		
21	19366-ZY3-000	COVER, L. WATER JACKET .....	1		
22	23170-ZY3-030ZA	CASE COMP., MOUNT *NH8*.....DARK GRAY	1		
23	23173-ZY3-010	RUBBER, MOUNT CASE SEAL .....	1		
24	90030-ZY3-000	BOLT, FLANGE, 6X22 .....	2		
25	90031-ZY3-000	BOLT, FLANGE, 6X32 .....	4		
26	90045-ZY3-000	BOLT, STUD, 10X45 .....	2		
27	90046-ZY3-000	BOLT, FLANGE, 8X100 .....	2		
28	90047-ZY3-000	BOLT, WASHER, 6X121 .....	6		
29	90049-ZY3-000	BOLT, FLANGE, 8X30 .....	4		
30	90059-ZY3-000	BOLT-WASHER, 6X29 .....	1		
31	90207-HW1-671	BOLT, FLANGE, 6X40 .....	2		
32	90603-ZV4-000	CLIP, TUBE(B10) .....	1		
33	90605-ZV4-000	CLIP, TUBE(B12.5) .....	2		
34	91001-ZY3-003	BEARING, NEEDLE, 20X28X13 (SOLID)	1		
35	91202-ZW5-003	SEAL, WATER, 22X35X7 .....	2		
36	91303-800-000	O-RING, 16MM .....	1		
37	91304-ZY3-000	O-RING, 49.4X3.1 .....	2		
38	91305-ZY3-003	O-RING, 33.5X2 .....	2		
39	91306-ZY3-003	O-RING, 23.5X2 .....	2		
40	91404-ZY3-000	TUBE, WATER CHECK .....	1		
41	91405-ZY3-000	TUBE, FLUSH VALVE .....	1		

E-6-20

MOUNT CASE BOLT

D14

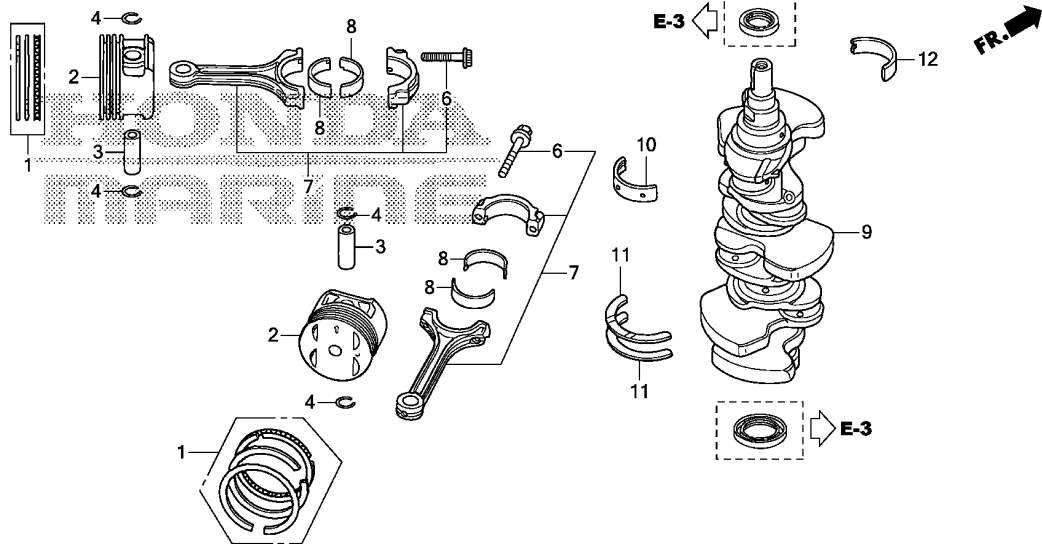


Ref. No.	L.O.N.	(Relative ref. Number) Description	F.R.T.
----------	--------	------------------------------------	--------

1	4101K1	GASKET, MOUNT CASE ..... .INCLUDES: Engine removal and installation	6.3
---	--------	--	-----

Ref. No.	Part No.	Description	Reqd. QTY	Serial No.	Parts catalogue code
			BF 250 A		
1	23172-ZY3-003	GASKET, MOUNT CASE .....	1		
2	90009-371-015	BOLT, FLANGE, 10X120(SATO) ..	1		
3	90010-ZY3-000	BOLT, HEX., 12X120 .....	2		
4	90011-ZY3-000	BOLT, HEX., 12X65 .....	1		
5	90013-ZY3-000	BOLT, HEX., 10X85 .....	1		
6	90015-ZY3-000	BOLT, HEX., 10X60 .....	2		
7	90559-ZV5-000	WASHER, PLAIN, 12MM .....	3		
8	90563-ZV5-000	WASHER, PLAIN, 10MM .....	3		
9	90701-PW5-000	DOWEL PIN, 14X15 .....	1		
10	94302-10160	PIN B, DOWEL, 10X16 .....	1		
11	95701-10070-09	BOLT, FLANGE, 10X70 .....	2		
12	95701-12120-09	BOLT, FLANGE, 12X120 .....	2		

2



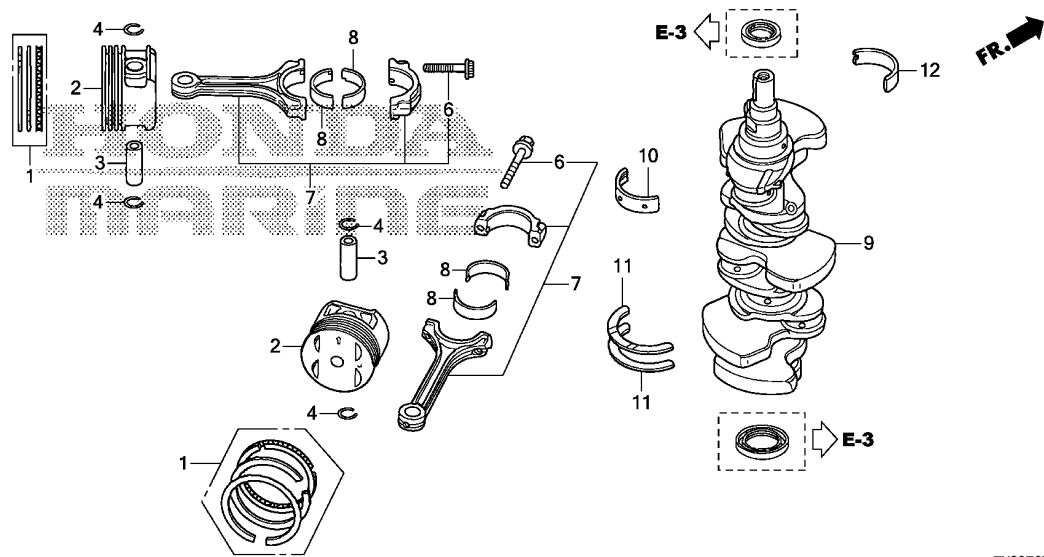
Ref. No.	L.O.N.	(Relative ref. Number) Description	F.R.T.
2		(1,3,7,8)	
1111R2		PISTON AND/OR RING SET AND/OR BEARING AND/OR ROD (1 CYLINDER) :LEFT BANK ..... .INCLUDES: Engine removal and installation	9.7
1111R2A		.Replace left bank side all cylinders add .....	1.0
1111R3		PISTON AND/OR RING SET AND/OR BEARING AND/OR ROD (1 CYLINDER) :RIGHT BANK .... .INCLUDES: Engine removal and installation	9.7
1111R3A		.Replace right bank side all cylinders add .....	1.0
1111T6		PISTON AND/OR RING SET AND/OR BEARING AND/OR ROD :ALL CYLINDERS ..... .INCLUDES: Engine removal and installation	12.0
9		(10,12)	
1101F0		CRANKSHAFT ..... .INCLUDES: Engine removal and installation	11.7
+11		1101S6 WASHER, CRANKSHAFT THRUST ....	8.4

Ref. No.	Part No.	Description	Reqd. QTY	Serial No.	Parts catalogue code
			BF 250 A		
1	13010-ZX2-000	RING SET, PISTON(STD.) (RIKEN)	6		
2	13101-ZX2-000	PISTON .....	6		
3	13111-PEA-000	PIN, PISTON .....	6		
4	13115-P5A-000	CLIP, PISTON PIN .....	12		
6	13204-P8A-A01	BOLT, CONNECTING ROD .....	12		
7	13210-RKG-000	ROD COMP., CONNECTING .....	6		
8	13211-RYE-A01	BEARING A, CONNECTING ROD (BLACK) (TAIHO)	12		
	13212-RYE-A01	BEARING B, CONNECTING ROD (BROWN) (TAIHO)	12		
	13213-RYE-A01	BEARING C, CONNECTING ROD (GREEN) (TAIHO)	12		
	13214-RYE-A01	BEARING D, CONNECTING ROD (YELLOW) (TAIHO)	12		
	13215-RYE-A01	BEARING E, CONNECTING ROD (PINK) (TAIHO)	12		
9	13310-RKG-000	CRANKSHAFT COMP. ....	1		
10	13321-ZX2-003	BEARING A, MAIN UPPER (BLACK) (TAIHO)	4		
	13322-ZX2-003	BEARING B, MAIN UPPER (BROWN) (TAIHO)	4		
	13323-ZX2-003	BEARING C, MAIN UPPER (GREEN) (TAIHO)	4		
	13324-ZX2-003	BEARING D, MAIN UPPER (YELLOW) (TAIHO)	4		
	13325-ZX2-003	BEARING E, MAIN UPPER (PINK) (TAIHO)	4		
	13326-ZX2-003	BEARING F, MAIN UPPER (RED) (TAIHO)	4		

E-7

CRANK SHAFT/PISTON

D16

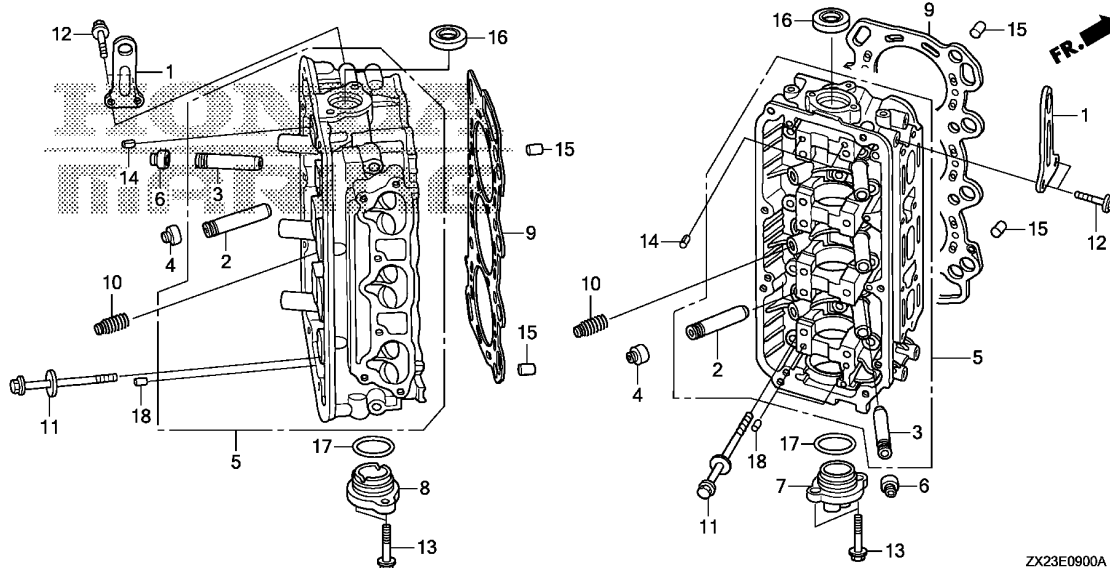


ZX23E0700B

Ref. No.	L.O.N. (Relative ref. Number)	Description	F.R.T.
+11		.INCLUDES: Engine removal and installation	

Ref. No.	Part No.	Description	Reqd. QTY	Serial No.	Parts catalogue code
			BF 250 A		
11	13331-ZY3-A03	WASHER, THRUST .....	2		
12	13341-ZX2-003	BEARING A, MAIN LOWER (BLACK) (TAIHO)	4		
	13342-ZX2-003	BEARING B, MAIN LOWER (BROWN) (TAIHO)	4		
	13343-ZX2-003	BEARING C, MAIN LOWER (GREEN) (TAIHO)	4		
	13344-ZX2-003	BEARING D, MAIN LOWER (YELLOW) (TAIHO)	4		
	13345-ZX2-003	BEARING E, MAIN LOWER (PINK) (TAIHO)	4		
	13346-ZX2-003	BEARING F, MAIN LOWER (RED) (TAIHO)	4		

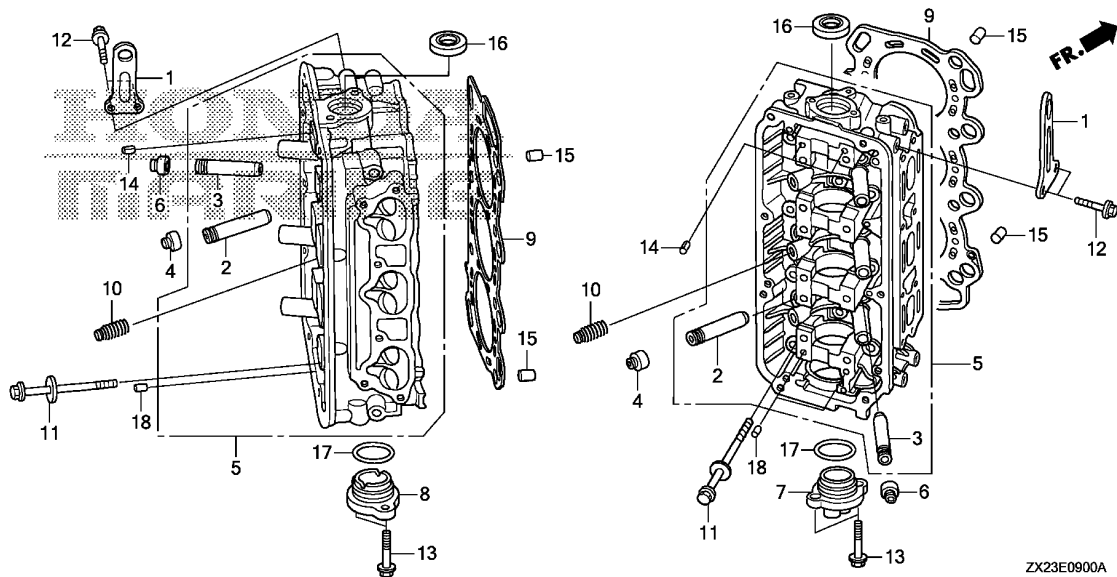
2



ZX23E0900A

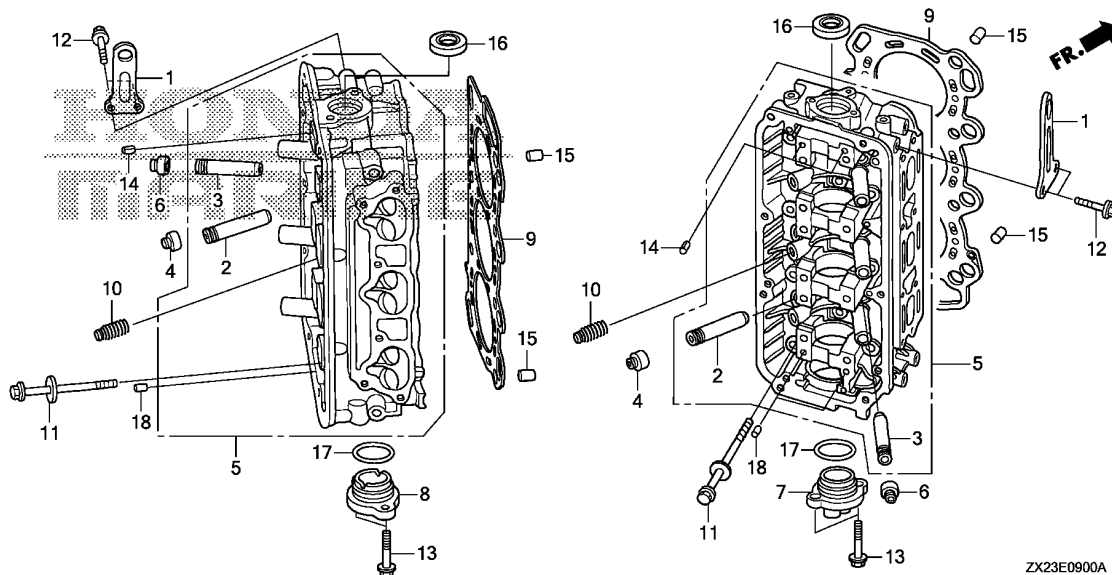
Ref. No.	L.O.N.	(Relative ref. Number) Description	F.R.T.
2	1111AK	GUIDE, INTAKE VALVE(ONE) :LEFT BANK .....	5.3
		.INCLUDES: Valve clearance adjustment	
	1111AKA	.Replace one head(intake and exhaust all) add .....	4.4
	1111AKB	.Replace both heads (intake and exhaust all) add .....	11.3
	1111AM	GUIDE, INTAKE VALVE(ONE) :RIGHT BANK .....	5.1
		.INCLUDES: Valve clearance adjustment	
	1111AMA	.Replace one head(intake and exhaust all) add .....	4.4
	1111AMB	.Replace both heads (intake and exhaust all) add .....	11.5
3	1111AN	GUIDE, EXHAUST VALVE(ONE) :LEFT BANK .....	5.3
		.INCLUDES: Valve clearance adjustment	
	1111ANA	.Replace one head(intake and exhaust all) add .....	4.4
	1111ANB	.Replace both heads (intake and exhaust all) add .....	11.3

Ref. No.	Part No.	Description	Reqd. QTY	Serial No.	Parts catalogue code
			BF 250 A		
1	11911-ZY3-010	HANGER, ENGINE .....	2		
2	12204-PJ7-305	GUIDE, IN. VALVE(OS) .....	12		
3	12205-PJ7-305	GUIDE, EX. VALVE(OS) .....	12		
4	12210-PZ1-004	SEAL A, VALVE STEM(NOK) .....	12		
5	12210-ZY3-010ZA	HEAD COMP., CYLINDER *NH8*.....DARK GRAY	2		
6	12211-PZ1-004	SEAL B, VALVE STEM(NOK) .....	12		
7	12231-ZY3-000	COVER, R. CAMSHAFT THRUST ...	1		
8	12241-ZY3-000	COVER, L. CAMSHAFT THRUST ...	1		
9	12251-ZY3-A01	GASKET COMP., CYLINDER HEAD (NIPPON LEAKLESS)	2		
10	14820-P8F-A01	MOTION COMP., LOST .....	6		
11	90005-PT0-003	BOLT-WASHER, 12X163 .....	16		
12	90026-ZY3-000	BOLT, FLANGE, 8X20 .....	4		
13	90035-ZY3-000	BOLT, FLANGE, 8X28 .....	4		
14	90701-P8A-A00	DOWEL PIN, 6X10 .....	4		
15	90705-PT0-000	DOWEL PIN, 16X22 .....	4		
16	91213-RKG-003	OIL SEAL, 39X53X8(NOK) .....	2		
17	91301-P8A-A00	O-RING, 48.5X2.4 .....	2		
18	94302-06100	PIN B, DOWEL, 6X10 .....	4		



Ref. No.	L.O.N.	(Relative ref. Number) Description	F.R.T.
+ 3	1111AL	GUIDE, EXHAUST VALVE(ONE) :RIGHT BANK .....	5.1
		.INCLUDES: Valve clearance adjustment	
	1111ALA	.Replace one head(intake and exhaust all) add .....	4.4
	1111ALB	.Replace both heads (intake and exhaust all) add .....	11.5
4	1111U9	SEAL, INTAKE VALVE STEM(ONE) :LEFT BANK .....	5.0
		.INCLUDES: Valve clearance adjustment	
	1111U9B	.Replace one head(intake and exhaust all) add .....	1.1
	1111U9C	.Replace both heads (intake and exhaust all) add .....	4.4
	1111V0	SEAL, INTAKE VALVE STEM(ONE) :RIGHT BANK .....	4.8
		.INCLUDES: Valve clearance adjustment	
	1111V0B	.Replace one head(intake and exhaust all) add .....	1.1
	1111V0C	.Replace both heads (intake and exhaust all) add .....	4.6
+ 5	1111F2	HEAD, CYLINDER :LEFT BANK ....	7.8



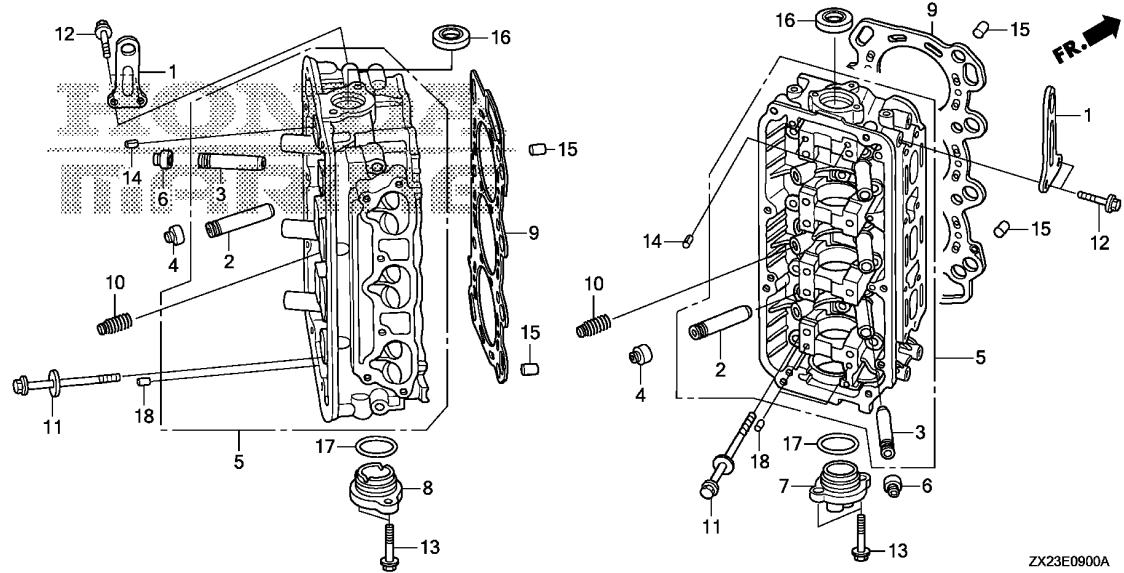


Ref. No.	L.O.N.	(Relative ref. Number) Description	F.R.T.
+ 5		.INCLUDES: Valve clearance adjustment and reface	
1111F3		HEAD, CYLINDER :RIGHT BANK ...	7.6
		.INCLUDES: Valve clearance adjustment and reface	
1111L4		HEAD, CYLINDER :BOTH BANKS ...	12.8
		.INCLUDES: Valve clearance adjustment and reface	
6 1111V1		SEAL, EXHAUST VALVE STEM(ONE) :LEFT BANK .....	5.0
		.INCLUDES: Valve clearance adjustment	
1111V1B		.Replace one head(intake and exhaust all) add .....	1.1
1111V1C		.Replace both heads (intake and exhaust all) add .....	4.4
1111V2		SEAL, EXHAUST VALVE STEM(ONE) :RIGHT BANK .....	4.8
		.INCLUDES: Valve clearance adjustment	
1111V2B		.Replace one head(intake and exhaust all) add .....	1.1
1111V2C		.Replace both heads (intake and exhaust all) add .....	4.6
+ 9 1111M4		GASKET, CYLINDER HEAD :LEFT ..	3.6

# E-9

# CYLINDER HEAD

**E 4**



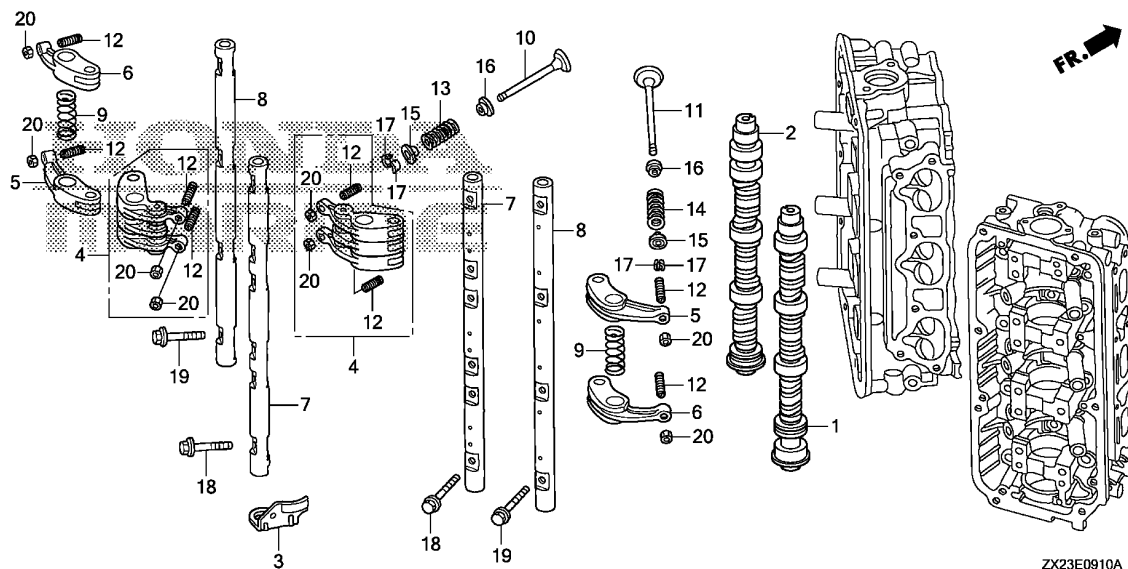
Ref. No.	L.O.N.	(Relative ref. Number) Description	F.R.T.
+ 9	1111M5	GASKET, CYLINDER HEAD :RIGHT	3.4
	1111M6	GASKET, CYLINDER HEAD :BOTH	4.8
16	1111M2	OIL SEAL, CAMSHAFT :LEFT	4.9
	1111M3	OIL SEAL, CAMSHAFT :RIGHT	4.7

**2**

E-9-10

CAMSHAFT/ROCKER ARM

E 5



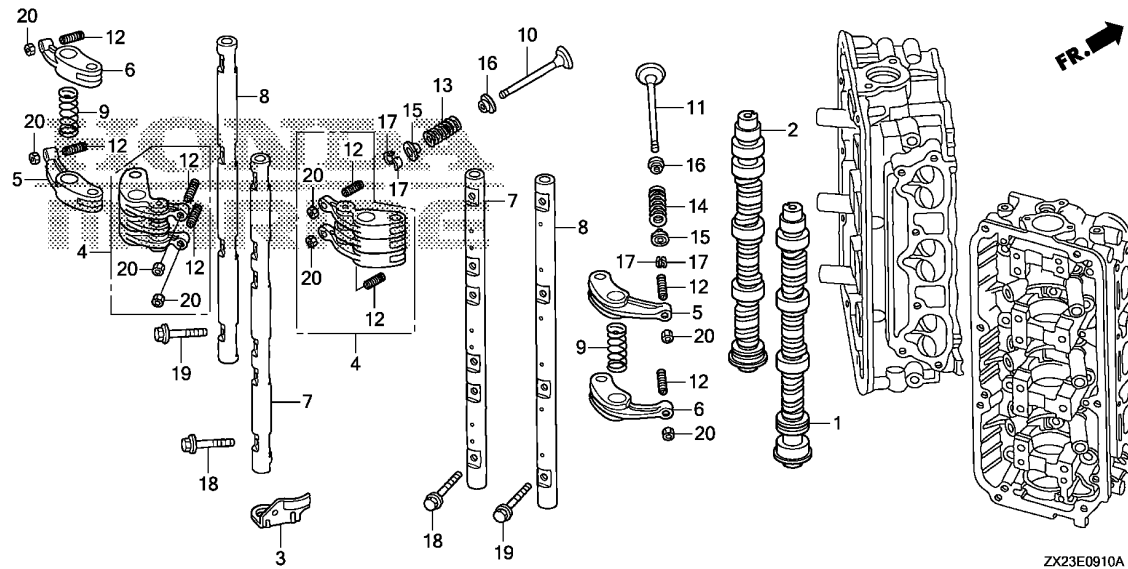
Ref. No.	L.O.N.	(Relative ref. Number) Description	F.R.T.
1	1111T8	CAMSHAFT :RIGHT BANK ..... .INCLUDES: Valve clearance adjustment	4.6
	1111V3	CAMSHAFT :BOTH BANKS ..... .INCLUDES: Valve clearance adjustment	7.0
2	1111T7	CAMSHAFT :LEFT BANK ..... .INCLUDES: Valve clearance adjustment	4.8
	1111V3	CAMSHAFT :BOTH BANKS ..... .INCLUDES: Valve clearance adjustment	7.0
4	1111T1	ARM, ROCKER :LEFT BANK INTAKE ..... .INCLUDES: Valve clearance adjustment	4.1
	1111T1C	.Replace one head(intake and exhaust all) add .....	0.5
	1111T1B	.Replace both heads (intake and exhaust all) add .....	2.5
	1111T2	ARM, ROCKER :RIGHT BANK INTAKE ..... .INCLUDES: Valve clearance adjustment	3.9
	1111T2C	.Replace one head(intake and exhaust all) add .....	0.5

Ref. No.	Part No.	Description	Reqd. QTY	Serial No.	Parts catalogue code
			BF 250 A		
1	14111-ZX2-000	CAMSHAFT, R. ....	1		
2	14211-ZX2-000	CAMSHAFT, L. ....	1		
3	14436-ZY3-000	ARM, FUEL PUMP ROCKER .....	1		
4	14620-P8A-A01	ARM ASSY., INTAKE ROCKER .....	6		
5	14626-P8A-A00	ARM COMP. A, EX. ROCKER .....	6		
6	14627-P8A-A00	ARM COMP. B, EX. ROCKER .....	6		
7	14631-P8A-A00	SHAFT COMP., INTAKE ROCKER ARM .....	2		
8	14632-RCA-A00	SHAFT COMP., EX. ROCKER ARM .....	2		
9	14645-P8A-A01	SPRING, ROCKER ARM .....	6		
10	14711-RJA-000	VALVE, IN. ....	12		
11	14721-RJA-E00	VALVE, EX. ....	12		
12	14744-PTO-004	SCREW, TAPPET ADJUSTING .....	24		
13	14761-RKG-003	SPRING, VALVE(PINK) (NIPPON HATSUJO)	12		
14	14762-P8E-A01	SPRING, EX. VALVE (YELLOW GREEN)	12		
15	14765-RDV-J00	RETAINER, VALVE SPRING .....	24		
16	14775-PM3-000	SEAT, VALVE SPRING .....	24		
17	14781-RGM-A01	COTTER, VALVE(FUJI VALVE) ...	48		
18	90003-P8A-A00	BOLT, FLANGE, 8X30 .....	12		
19	90004-P8A-A00	BOLT, FLANGE, 8X40 .....	8		
20	90206-PTO-004	NUT, TAPPET ADJUSTING .....	24		

# E-9-10

# CAMSHAFT/ROCKER ARM

**E 6**



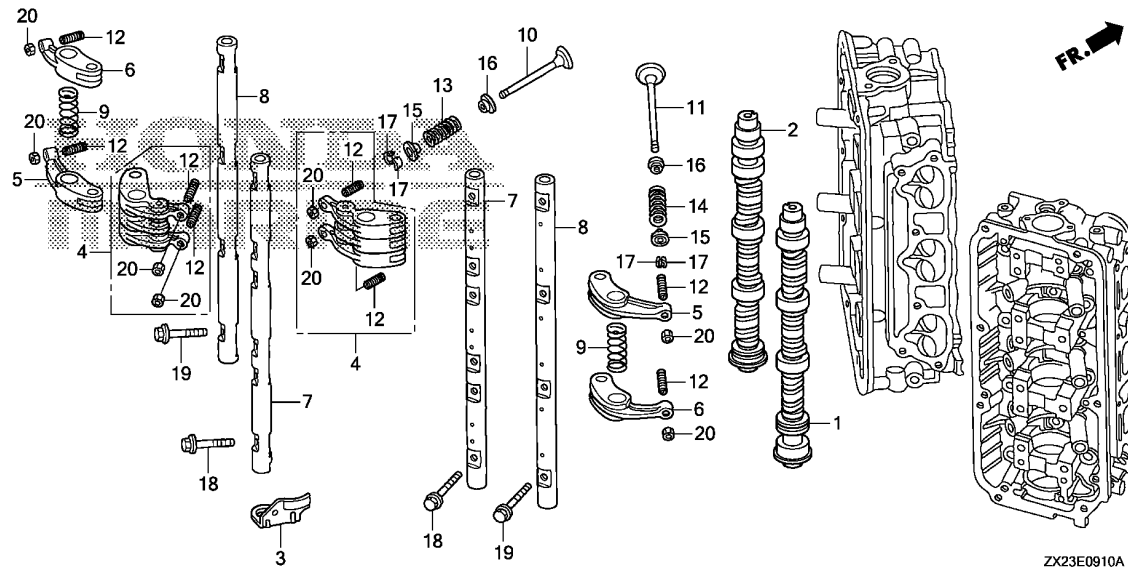
Ref. No.	L.O.N.	(Relative ref. Number) Description	F.R.T.
+ 4	1111T2B	.Replace both heads (intake and exhaust all) add (6,9)	2.7
5	1111U3	ARM, ROCKER :LEFT BANK EXHAUST .INCLUDES: Valve clearance adjustment	4.1
	1111U3C	.Replace one head(intake and exhaust all) add .....	0.5
	1111U3B	.Replace both heads (intake and exhaust all) add	2.5
	1111U4	ARM, ROCKER :RIGHT BANK EXHAUST ..... .INCLUDES: Valve clearance adjustment	3.9
	1111U4C	.Replace one head(intake and exhaust all) add .....	0.5
	1111U4B	.Replace both heads (intake and exhaust all) add	2.7
7	1111U5	SHAFT, ROCKER ARM :LEFT BANK INTAKE ..... .INCLUDES: Valve clearance adjustment	4.1
	1111U5A	.Replace one head(intake and exhaust all) add .....	0.5

**2**

# E-9-10

# CAMSHAFT/ROCKER ARM

**E 7**



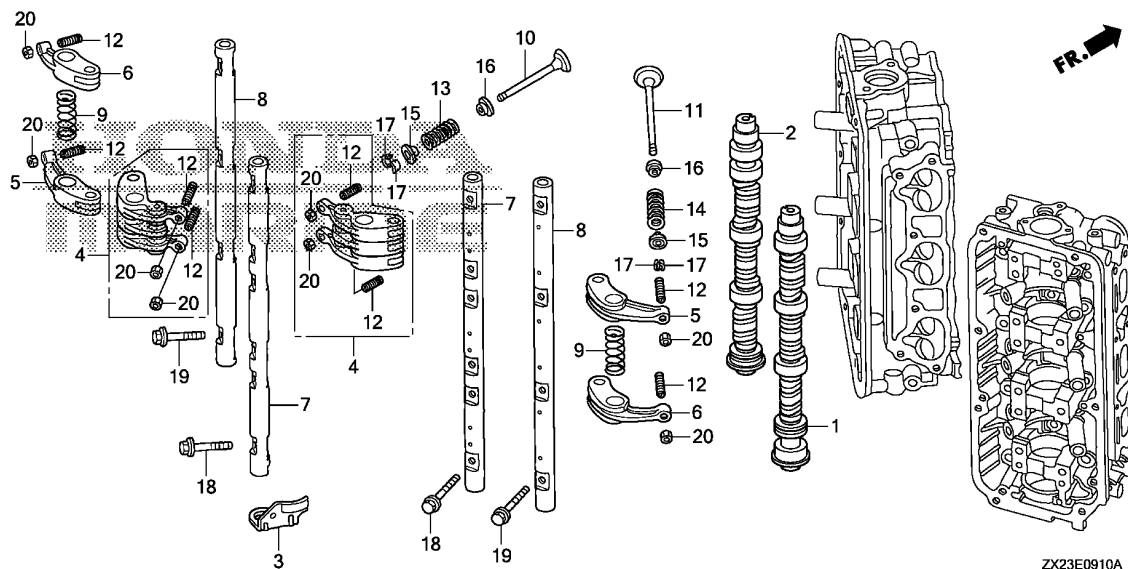
Ref. No.	L.O.N.	(Relative ref. Number) Description	F.R.T.
+ 7	1111U5B	.Replace both heads (intake and exhaust all) add	2.5
	1111U7	SHAFT, ROCKER ARM :RIGHT BANK INTAKE .....	3.9
		.INCLUDES: Valve clearance adjustment	
	1111U7A	.Replace one head(intake and exhaust all) add .....	0.5
	1111U7B	.Replace both heads (intake and exhaust all) add	2.7
8	1111U6	SHAFT, ROCKER ARM :LEFT BANK EXHAUST .....	4.1
		.INCLUDES: Valve clearance adjustment	
	1111U6A	.Replace one head(intake and exhaust all) add .....	0.5
	1111U6B	.Replace both heads (intake and exhaust all) add	2.5
	1111U8	SHAFT, ROCKER ARM :RIGHT BANK EXHAUST .....	3.9
		.INCLUDES: Valve clearance adjustment	
	1111U8A	.Replace one head(intake and exhaust all) add .....	0.5

**2**

E-9-10

CAMSHAFT/ROCKER ARM

E 8



ZX23E0910A

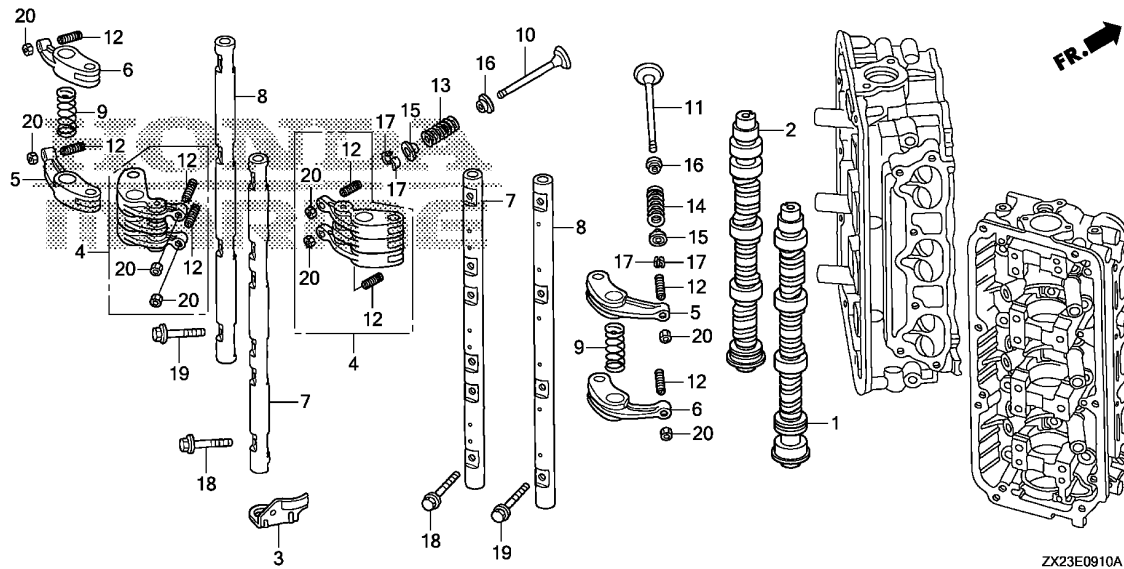
Ref. No.	L.O.N.	(Relative ref. Number) Description	F.R.T.
+ 8	1111U8B	.Replace both heads (intake and exhaust all) add	2.7
10	1111T9	VALVE, INTAKE(ONE) :LEFT BANK .INCLUDES: Valve clearance adjustment and reface	5.1
	1111T9B	.Replace one head(intake and exhaust all) add .....	2.2
	1111T9C	.Replace both heads (intake and exhaust all) add	6.7
	1111U1	VALVE, INTAKE(ONE) :RIGHT BANK .INCLUDES: Valve clearance adjustment and reface	4.9
	1111U1B	.Replace one head(intake and exhaust all) add .....	2.2
	1111U1C	.Replace both heads (intake and exhaust all) add	6.9
11	1111U0	VALVE, EXHAUST(ONE) :LEFT BANK .INCLUDES: Valve clearance adjustment and reface	5.1
	1111U0B	.Replace one head(intake and exhaust all) add .....	2.2
	1111U0C	.Replace both heads (intake and exhaust all) add	6.7
	1111U2	VALVE, EXHAUST(ONE) :RIGHT BANK .....	4.9

2

# E-9-10

# CAMSHAFT/ROCKER ARM

**E 9**



Ref. No.	L.O.N.	(Relative ref. Number) Description	F.R.T.
+11		.INCLUDES: Valve clearance adjustment and reface	
	1111U2B	.Replace one head(intake and exhaust all) add .....	2.2
	1111U2C	.Replace both heads (intake and exhaust all) add .....	6.9
13	1111V9	SPRING, VALVE(ONE) :INTAKE LEFT BANK .....	5.0
		.INCLUDES: Valve clearance adjustment	
	1111V9A	.Replace one head(intake and exhaust all) add .....	1.1
	1111V9B	.Replace both heads (intake and exhaust all) add .....	4.4
	1111W0	SPRING, VALVE(ONE) :INTAKE RIGHT BANK .....	4.8
		.INCLUDES: Valve clearance adjustment	
	1111WOA	.Replace one head(intake and exhaust all) add .....	1.1
	1111W0B	.Replace both heads (intake and exhaust all) add .....	4.6
14	1111W1	SPRING, VALVE(ONE) :EXHAUST LEFT BANK .....	5.0

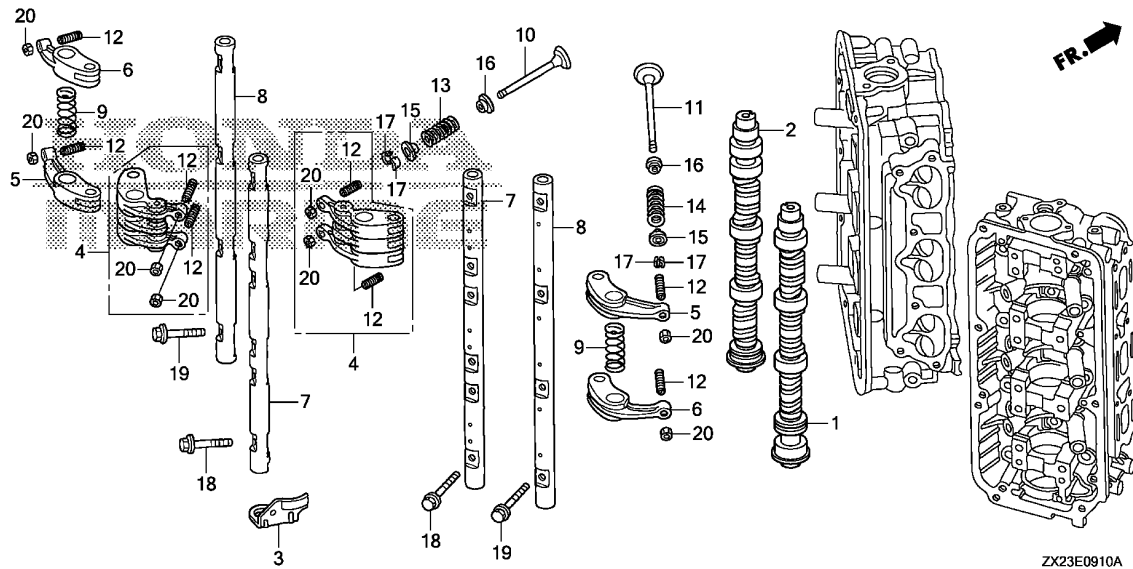
ZX23E0910A

**2**

E-9-10

CAMSHAFT/ROCKER ARM

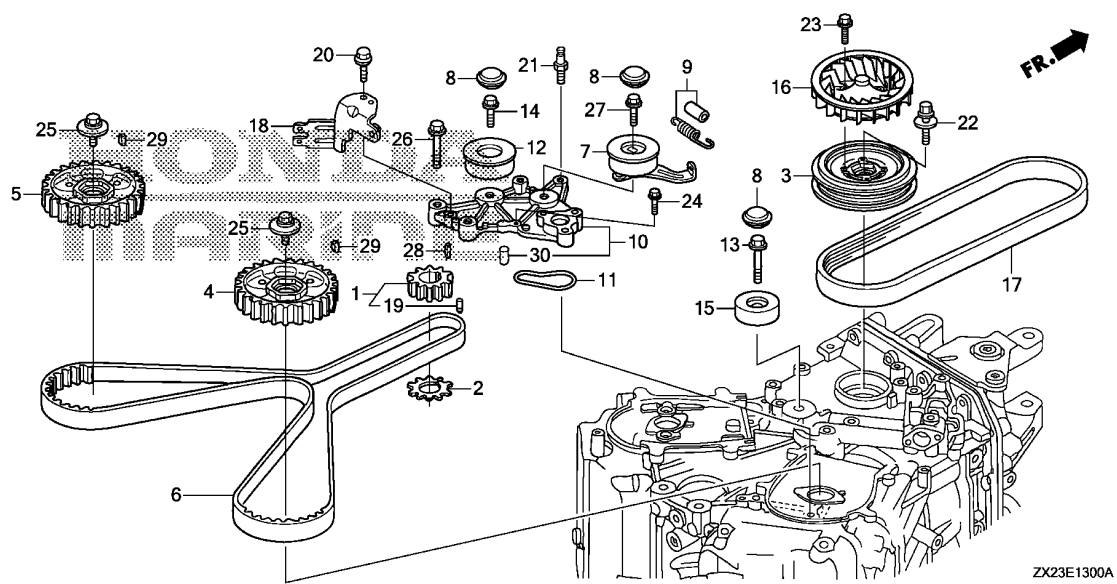
E10



ZX23E0910A

Ref. No.	L.O.N.	(Relative ref. Number) Description	F.R.T.
+14		.INCLUDES: Valve clearance adjustment	
1111W1A		.Replace one head(intake and exhaust all) add .....	1.1
1111W1B		.Replace both heads (intake and exhaust all) add .....	4.4
1111W2		SPRING, VALVE(ONE) :EXHAUST RIGHT BANK .....	4.8
		.INCLUDES: Valve clearance adjustment	
1111W2A		.Replace one head(intake and exhaust all) add .....	1.1
1111W2B		.Replace both heads (intake and exhaust all) add .....	4.6

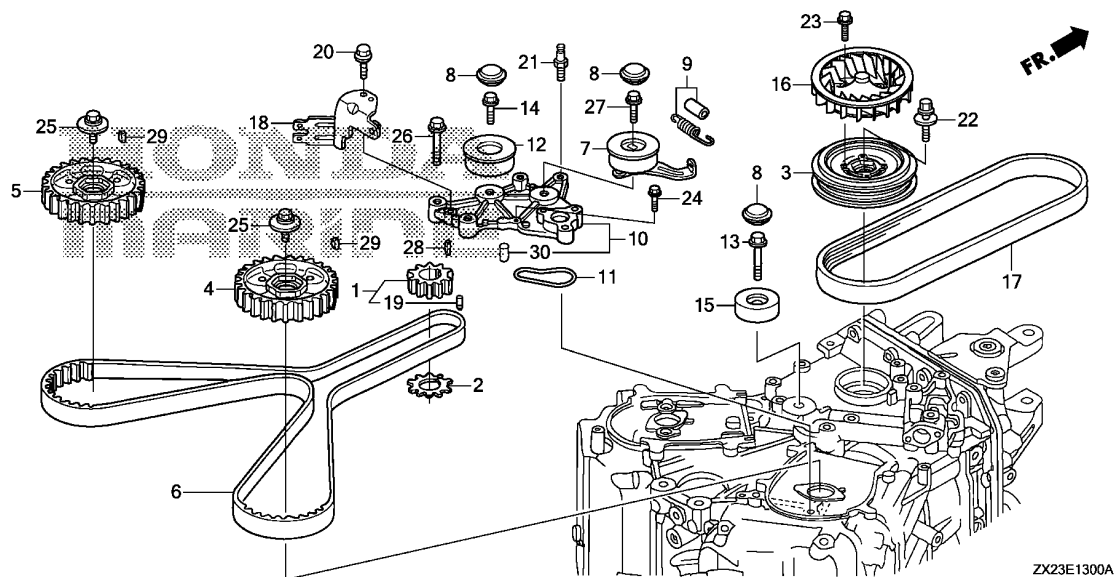




Ref. No.	L.O.N.	(Relative ref. Number) Description	F.R.T.
1	1101D1	PULLEY, TIMING BELT DRIVE ....	1.1
3	1101D0	PULLEY, CRANKSHAFT .....	0.6
4	1111S8	PULLEY, CAMSHAFT :RIGHT BANK .	1.2
	1111S8B	.Replace left bank side add ..	0.1
5	1111S7	PULLEY, CAMSHAFT :LEFT BANK ..	1.2
	1111S7B	.Replace right bank side add ..	0.1
6	1111N6	BELT, TIMING .....	1.1
7		(9)	
	1111K4	TENSIONER, TIMING BELT .....	1.2
10	1111A8	BASE, TIMING BELT TENSIONER ..	1.3
11	1111T4	O-RING, TIMING BELT TENTIONER	
		BASE .....	1.3
12	1111F5	IDLER, TIMING BELT .....	1.2
15	1111T3	IDLER B, TIMING BELT .....	1.2
16	1141G7	FAN, ENGINE COOLING .....	0.4
17	6131D4	BELT, ALTERNATOR .....	0.4

ZX23E1300A

Ref. No.	Part No.	Description	Reqd. QTY	Serial No.	Parts catalogue code
			BF 250 A		
1	13621-ZY3-C01	PULLEY, TIMING BELT DRIVE ...	1		
2	13622-ZY3-C00	PLATE, TIMING BELT GUIDE ....	1		
3	13811-ZX2-000	PULLEY, CRANKSHAFT .....	1		
4	14261-ZY3-C00	PULLEY COMP., R. TIMING BELT DRIVEN	1		
5	14270-ZY3-C00	PULLEY COMP., L. TIMING BELT DRIVEN	1		
6	14400-P8A-A01	BELT, TIMING(197YU26 B-333) .	1		
7	14510-ZY3-003	TENSIONER COMP., TIMING BELT	1		
8	14515-ZY3-000	CAP, TIMING BELT TENSIONER ..	3		
9	14520-ZY3-000	SPRING COMP., TIMING BELT ADJUSTING	1		
10	14526-ZX2-405ZA	BASE COMP., TIMING BELT TENSIONER	1		
		*NH8*.....DARK GRAY	1		
11	14529-ZY3-000	O-RING, TIMING BELT TENSIONER BASE	1		
12	14550-ZY3-003	IDLER, TIMING BELT(KOYO SEIKO)	1		
13	14551-P8A-A01	BOLT, IDLER .....	1		
14	14553-ZY3-003	BOLT, TIMING BELT IDLER A ...	1		
15	14555-ZY3-003	IDLER B, TIMING BELT .....	1		
16	19511-ZX2-000	FAN, COOLING .....	1		
17	31638-ZY3-003	BELT, A.C. GENERATOR (6PK745 M-180)	1		
18	32111-ZY3-010	BRACKET, COUPLER D .....	1		
19	41122-ZV0-000	PIN, VERTICAL SHAFT .....	1		



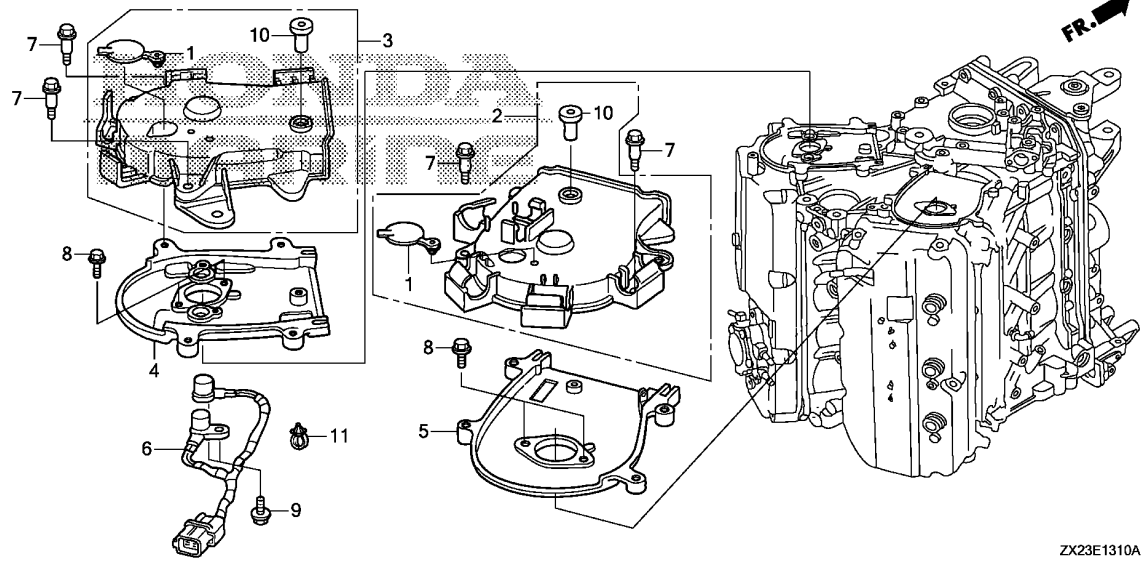
Ref. No.	Part No.	Description	Reqd. QTY		Serial No.	Parts catalogue code
			BF	A		
20	90011-ZW9-000	BOLT, FLANGE, 6X14(CT200) ...	1			
21	90012-ZV5-013	BOLT, TIMING BELT ADJUSTING SPRING	1			
22	90017-RJA-003	BOLT-WASHER, 16X49 .....	1			
23	90017-ZY3-000	BOLT, FLANGE, 6X16 .....	4			
24	90030-ZY3-000	BOLT, FLANGE, 6X22 .....	1			
25	90031-P8A-A01	BOLT-WASHER, 12X35 .....	2			
26	90039-ZY3-000	BOLT, FLANGE, 10X40 .....	3			
27	90040-ZY3-000	BOLT, FLANGE, 10X43 .....	1			
28	90704-RCA-A00	KEY, 4.5X24 .....	1			
29	90741-ZY3-000	KEY, SPECIAL .....	2			
30	94301-06100	DOWEL PIN, 6X10 .....	1			



# E-13-10

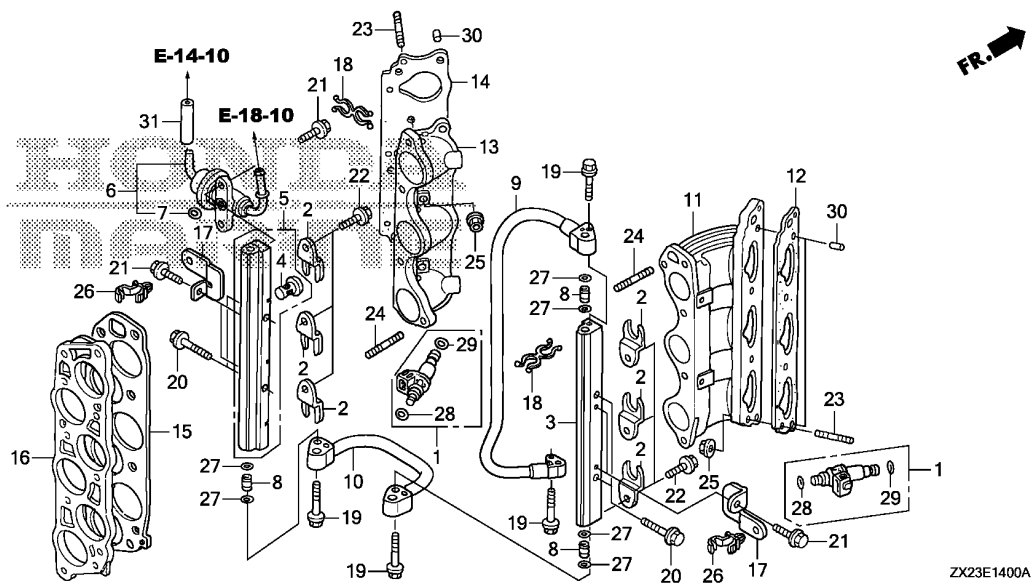
# TIMING BELT COVER

**E13**



Ref. No.	L.O.N.	(Relative ref. Number) Description	F.R.T.
2	1111E0	COVER, TIMING BELT :RIGHT	0.5
3	1111D8	COVER, TIMING BELT :LEFT	0.4
4	1111G5	PLATE, TIMING BELT COVER :LEFT	1.3
5	1111G6	PLATE, TIMING BELT COVER :RIGHT	1.2
6	312185	SENSOR, TDC1 - TDC2	1.4

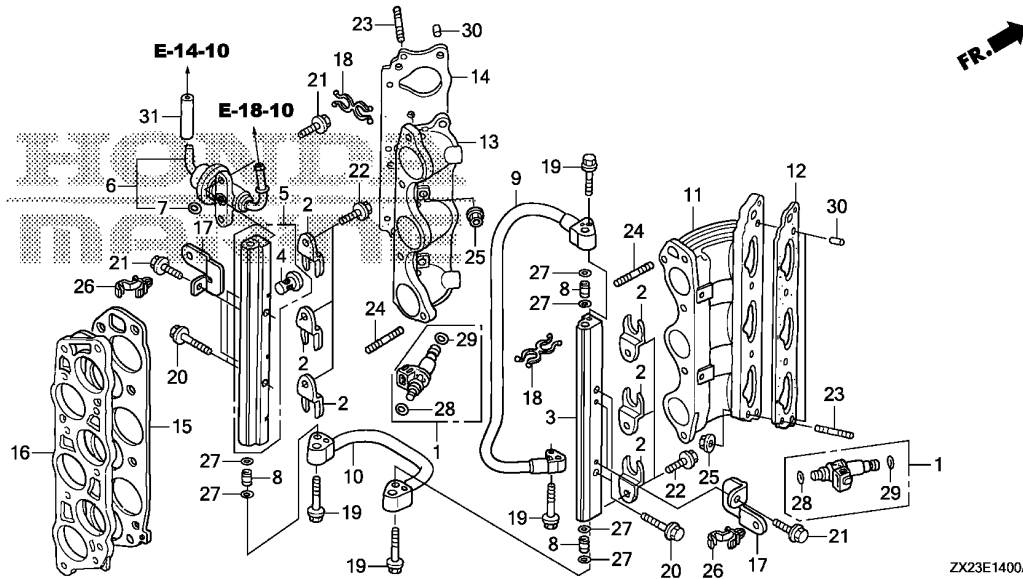
Ref. No.	Part No.	Description	Reqd. QTY	Serial No.	Parts catalogue code
			BF 250 A		
1	11812-P8A-A00	GROMMET, TIMING BELT COVER	2		
2	11820-ZY3-000	COVER ASSY., R. TIMING BELT	1		
3	11840-ZY3-010	COVER ASSY., L. TIMING BELT	1		
4	11861-ZY3-000	PLATE, L. TIMING BELT COVER	1		
5	11871-ZY3-000	PLATE, R. TIMING BELT COVER	1		
6	35695-ZY3-003	SENSOR COMP., TDC1-TDC2	1		
7	90007-ZY3-000	BOLT, TIMING BELT COVER	4		
8	90017-P8A-A01	BOLT, SPECIAL, 8X29	4		
9	90018-ZY3-000	BOLT, FLANGE, 5X14	2		
10	91508-ZY3-000	COLLAR, TIMING BELT COVER	2		
11	91541-S0A-003	CLIP, HARNESS BAND (BLACK) (145MM)	1		



Ref. No.	L.O.N.	(Relative ref. Number) Description	F.R.T.
1		(28,29)	
3111K0		INJECTOR, FUEL :LEFT BANK .... .NOTE: Same time for two units or more	1.8
3111K0A		.For right bank side (one or all) add .....	0.2
3111K1		INJECTOR, FUEL :RIGHT BANK ... .NOTE: Same time for two units or more	1.7
3111K1A		.For left bank side (one or all) add .....	0.3
3111K2		INJECTOR, FUEL :ALL .....	2.0
3	3111D2	PIPE/LINE, FUEL INJECTOR :RIGHT .....	1.6
	3111D2A	.Replace left fuel pipe add ..	0.3
5	3111D1	PIPE/LINE, FUEL INJECTOR :LEFT .....	1.7
	3111D1A	.Replace right fuel pipe add ..	0.2
6	3111D6	REGULATOR, FUEL PRESSURE .....	1.6
9	3101B1	HOSE, FUEL .....	1.4
10	3111B8	HOSE, FUEL JOINT .....	1.4
11	3121A3	BASE, INJECTOR :RIGHT .....	3.5
	3121A3A	.Replace left injector base add .....	1.4
+12	3121L5	GASKET, INJECTOR BASE :RIGHT ..	3.5

Ref. No.	Part No.	Description	Reqd. QTY	Serial No.	Parts catalogue code
			BF 250 A		
1	16450-ZY6-003	INJECTOR ASSY., FUEL .....	6		
2	16451-ZY3-000	CLIP, INJECTOR .....	6		
3	16611-ZY3-A00	PIPE, R. FUEL .....	1		
4	16614-P5G-003	MESH, FUEL FILTER .....	1		
5	16620-ZY3-A00	PIPE COMP., L. FUEL .....	1		
6	16740-ZY3-A01	REGULATOR ASSY., PRESSURE ...	1		
7	16741-PG7-005	O-RING, PRESSURE REGULATOR ..	1		
8	16752-ZY3-A00	JOINT, FUEL PIPE .....	3		
9	16755-ZY3-003	HOSE COMP., FUEL .....	1		
10	16757-ZY3-003	HOSE COMP., FUEL JOINT .....	1		
11	17051-ZY3-A00	BASE, R. INJECTOR .....	1		
12	17055-RCA-A01	GASKET, FR. INJECTOR BASE ...	1		
13	17061-ZY3-A00	BASE, L. INJECTOR .....	1		
14	17065-RCA-A01	GASKET, RR. INJECTOR BASE ...	1		
15	17105-P8E-A01	GASKET, INTAKE MANIFOLD .....	1		
16	17108-ZY3-000	SPACER, INTAKE MANIFOLD .....	1		
17	32112-ZY3-000	BRACKET, HARNESS CLIP A .....	4		
18	78419-SJ6-003	CLIP D, SPEEDOMETER CABLE ...	2		
19	90016-ZW9-000	BOLT, FLANGE, 6X25 .....	4		
20	90019-ZW9-000	BOLT, FLANGE, 6X35 .....	4		
21	90021-ZY3-000	BOLT, FLANGE, 6X14 .....	6		
22	90042-ZY3-000	BOLT, FLANGE, 6X10 .....	6		
23	90043-ZY3-000	BOLT, STUD, 8X28 .....	8		
24	90044-ZY3-000	BOLT, STUD, 8X45 .....	2		
25	90205-ZY3-000	NUT, FLANGE, 8MM .....	8		





Ref. No.	L.O.N.	(Relative ref. Number) Description	F.R.T.
+12	3121L5A	.Replace left injector base gasket add .....	1.4
13	3121A2	BASE, INJECTOR :LEFT .....	3.7
	3121A2A	.Replace right injector base add .....	1.2
14	3121L4	GASKET, INJECTOR BASE :LEFT ..	3.7
	3121L4A	.Replace right injector base gasket add .....	1.2
15	3111B6	GASKET, INTAKE MANIFOLD .....	1.2
16	3111E0	SPACER, INTAKE MANIFOLD .....	1.2

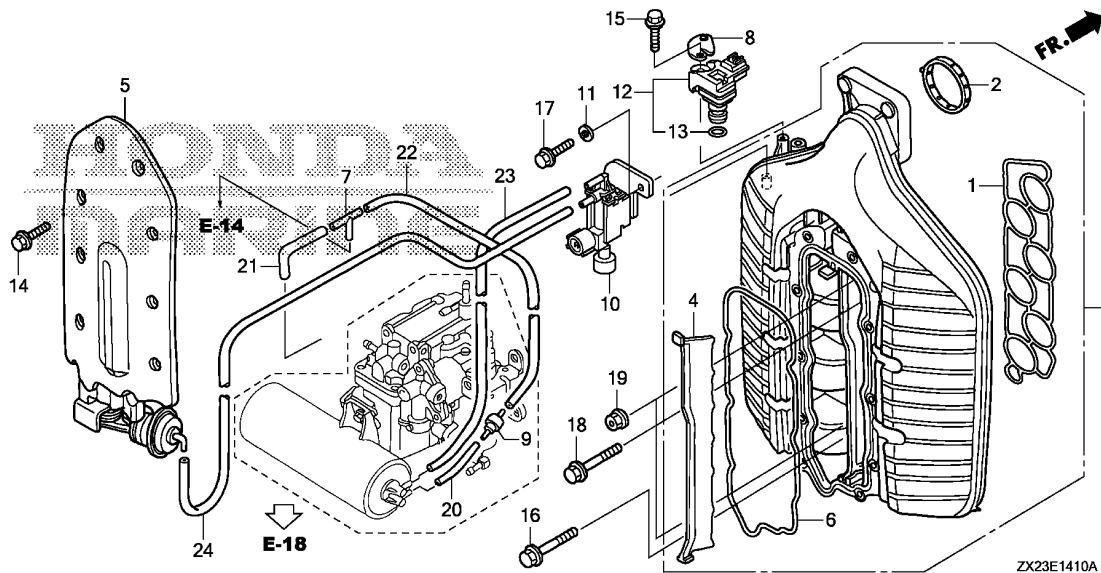
Ref. No.	Part No.	Description	Reqd. QTY	Serial No.	Parts catalogue code
			BF 250 A		
26	90650-SB2-003	CLIP, WIRE HARNESS, 10MM ....	4		
27	91301-MJ0-003	O-RING, 7.8X1.9(ARAI) .....	6		
28	91301-PLC-000	O-RING, 7.47X3.6 .....	6		
29	91302-PNA-003	O-RING, 7.45X3.61(NOK) .....	6		
30	94301-10120	DOWEL PIN, 10X12 .....	4		
31	95001-35050-40	TUBE, FUEL, 3.5X50 (95001-35001-60M)	1		

2

# E-14-10

# INTAKE MANIFOLD

# E16



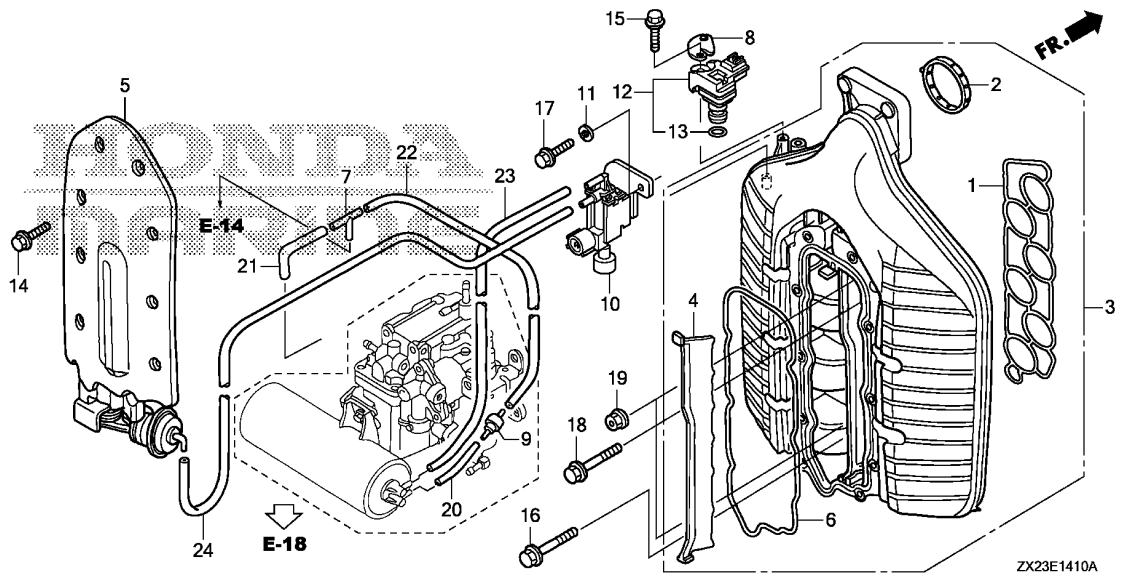
Ref. No.	L.O.N.	(Relative ref. Number) Description	F.R.T.
1	3111B6	GASKET, INTAKE MANIFOLD .....	1.2
2	3121H9	PACKING, THROTTLE BODY .....	1.2
3	3111C4	MANIFOLD, INTAKE .....	1.4
5		(6)	
	3111A6	INTAKE MANIFOLD COVER AND/OR UP COVER PACKING .....	1.1
9	3121J8	VALVE, CHECK .....	0.6
10	6211B9	VALVE, AIR BYPASS .....	0.7
12		(13)	
	3121G2	SENSOR, MAP .....	0.3

Ref. No.	Part No.	Description	Reqd. QTY	Serial No.	Parts catalogue code
			BF 250 A		
1	17105-ZY3-004	GASKET, INTAKE MANIFOLD .....	1		
2	17109-ZY3-004	PACKING, THROTTLE BODY .....	1		
3	17110-ZY3-003	MANIFOLD COMP., INTAKE .....	1		
4	17113-ZY3-003	PLATE, INTAKE MANIFOLD CENTER	1		
5	17130-ZY3-003ZA	COVER COMP., INTAKE MANIFOLD *NH8*.....DARK GRAY	1		
6	17138-ZY3-004	PACKING, INTAKE MANIFOLD UP COVER	1		
7	17201-MG9-000	JOINT A, VACUUM TUBE .....	1		
8	32128-ZY3-000	BRACKET, SENSOR CORD .....	1		
9	36145-PM4-004	VALVE, CHECK .....	1		
10	36163-ZY3-003	VALVE ASSY., AIR BYPASS .....	1		
11	36165-P8D-J00	WASHER, CONICAL SPRING(5) ...	1		
12	37830-RNA-A01	SENSOR ASSY., MAP .....	1		
13	37835-PGK-A01	O-RING .....	1		
14	90023-ZY3-000	BOLT, FLANGE, 6X22 .....	10		
15	90029-ZY3-000	BOLT-WASHER, 5X18 .....	1		
16	90031-ZY3-000	BOLT, FLANGE, 6X32 .....	1		
17	90058-ZY3-000	BOLT, FLANGE, 5X10 .....	1		
18	90156-ZW4-000	BOLT, FLANGE, 8X50 .....	7		
19	90205-ZY3-000	NUT, FLANGE, 8MM .....	2		
20	95001-35040-40	TUBE, FUEL, 3.5X40 (95001-35001-60M)	1		
21	95001-35130-40	TUBE, FUEL, 3.5X130 (95001-35001-60M)	1		

# E-14-10

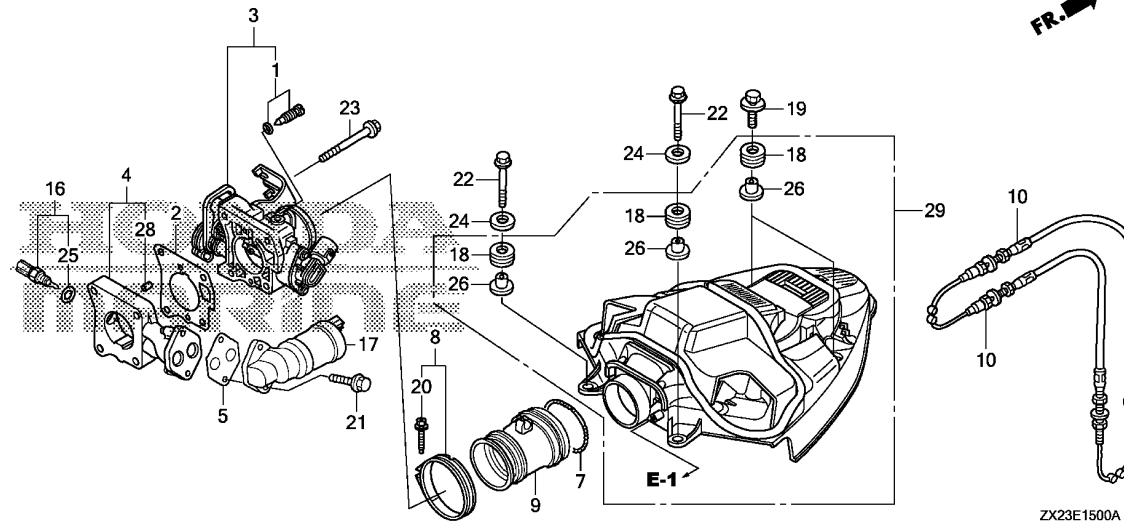
# INTAKE MANIFOLD

F 1



Ref. No.	Part No.	Description	Reqd. QTY		Serial No.	Parts catalogue code
			BF	A		
22	95001-35540-40	TUBE, FUEL, 3.5X540 (95001-35001-60M)	1			
23	95001-35590-60	TUBE, FUEL, 3.5X590 (95001-35001-60M)	1			
24	95001-35600-40	TUBE, FUEL, 3.5X600 (95001-35001-60M)	1			

2



Ref. No.	L.O.N.	(Relative ref. Number) Description	F.R.T.
1	3121Q4	SCREW SET, THROTTLE BODY .....	0.2
2	3121C5	GASKET, THROTTLE BODY .....	0.5
3	3121F5	THROTTLE BODY .....	0.7
4	3121F1	SPACER, THROTTLE BODY .....	0.6
9	3121C6	GROMMET, SILENCER .....	0.3
10	8111C8	CABLE, THROTTLE .....	0.4
	8111C8A	.Replace one throttle cable add .....	0.1
16	312114	SENSOR, AIR TEMPERATURE .....	0.2
17		(5)	
	3121G0	VALVE, ELECTRIC AIR CONTROL ..	0.2
29	3121R7	CASE ASSEMBLY, SILENCER .....	0.3

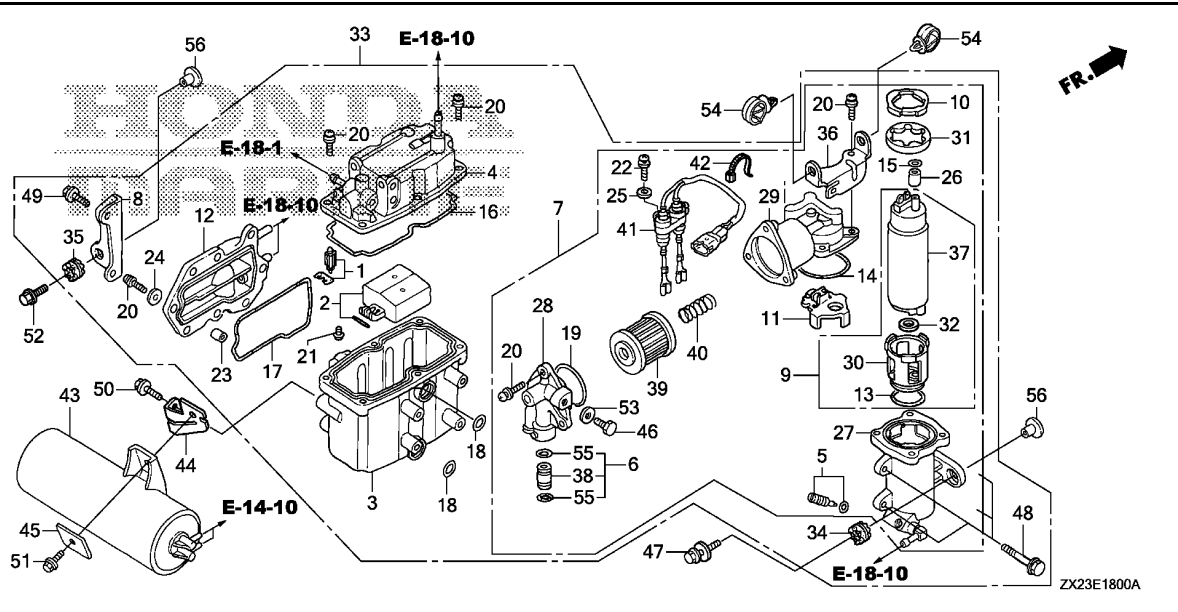
Ref. No.	Part No.	Description	Reqd. QTY	Serial No.	Parts catalogue code
			BF 250 A		
1	16016-ZY3-003	SCREW SET .....	1		
2	16176-ZY3-000	GASKET, THROTTLE BODY .....	1		
3	16400-ZY3-A01	THROTTLE BODY ASSY. ....	1		
4	16404-ZX2-000	SPACER, THROTTLE BODY .....	1		
5	16405-ZY3-000	GASKET, EAC VALVE .....	1		
7	17249-PY3-000	SPRING, AIR FLOW TUBE .....	1		
8	17315-ZY9-000	BAND, AIR FLOW .....	1		
9	17374-ZX2-000	GROMMET, SILENCER .....	1		
10	17910-ZY3-013	CABLE COMP., THROTTLE .....	2		
16	35665-ZW5-003	SENSOR ASSY., AIR TEMP .....	1		
17	36550-ZY3-003	VALVE ASSY., EAC .....	1		
18	40102-ZV5-000	GROMMET, UNDER CASE .....	4		
19	90013-ZW1-000	BOLT-WASHER, 6X25 .....	2		
20	90017-ZY9-000	BOLT-WASHER, 5X30 .....	1		
21	90030-ZY3-000	BOLT, FLANGE, 6X22 .....	2		
22	90034-ZY3-000	BOLT, FLANGE, 6X60 .....	2		
23	90037-ZY3-000	BOLT, FLANGE, 8X65 .....	4		
24	90508-ZY3-000	WASHER, PLAIN, 6MM .....	2		
25	91303-POA-A02	O-RING .....	1		
26	91553-ZV5-010	COLLAR, C.D.I. UNIT CASE ....	4		
28	94301-06100	DOWEL PIN, 6X10 .....	2		
29	19540-ZX2-000	COVER ASSY., COOLING FAN ....	1		



E-18

VAPOR SEPARATOR ASSY.

F 3



Ref. No.	L.O.N.	(Relative ref. Number) Description	F.R.T.
1		(2) VAPOR SEPARATOR FLOAT VALVE SET AND/OR FLOAT SET .....	1.8
3		3101A0 BODY, VAPOR SEPARATOR .....	1.9
7		(18) 3101C9 PUMP ASSEMBLY, VAPOR SEPARATOR FUEL .....	1.8
9		(13) 3101X5 PUMP SET, VAPOR SEPARATOR FUEL .....	1.8
12		(17) 1141J9 COVER, VAPOR SEPARATOR WATER JACKET .....	1.7
14		(10,15,31) 3101Q2 O-RING, VAPOR SEPARATOR PUMP COVER .....	1.8
16		(4) 3101Q4 O-RING, VAPOR SEPARATOR COVER .....	1.8
30		3101Q3 INSULATOR, VAPOR SEPARATOR FUEL PUMP .....	1.8
33		3101D7 SEPARATOR, VAPOR .....	1.6
37		(32) 3101T5 PUMP, VAPOR SEPARATOR FUEL ...	1.9
39		(19,40) 3101H4 STRAINER, VAPOR SEPARATOR FUEL	0.8
43		3121F4 TANK, VACUUM .....	1.6

Ref. No.	Part No.	Description	Reqd. QTY	Serial No.	Parts catalogue code
			BF 250 A		
1	16011-ZY3-A01	VALVE SET, FLOAT .....	1		
2	16013-ZY3-000	FLOAT SET .....	1		
3	16015-ZY3-000	BODY .....	1		
4	16020-ZX2-003	COVER COMP. ....	1		
5	16024-ZY3-000	SCREW SET, DRAIN .....	1		
6	16026-ZY3-000	JOINT SET .....	1		
7	16030-ZX2-003	PUMP UNIT SET A, FUEL .....	1		
8	16031-ZY3-010	STAY, PLATE .....	1		
9	16036-ZY3-003	PUMP UNIT SET B, FUEL .....	1		
10	16041-ZY3-000	PLATE .....	1		
11	16042-ZY3-000	HOLDER .....	1		
12	16061-ZY3-000	COVER, WATER JACKET .....	1		
13	16072-ZY3-000	O-RING .....	1		
14	16073-ZY3-000	O-RING .....	1		
15	16074-ZY3-000	O-RING .....	1		
16	16075-ZY3-000	O-RING .....	1		
17	16076-ZY3-000	O-RING .....	1		
18	16077-ZY3-000	O-RING .....	2		
19	16078-ZY3-000	O-RING .....	1		
20	16081-ZW5-010	SCREW-WASHER .....	21		
21	16082-ZY3-000	SCREW, PAN .....	2		
22	16083-ZY3-000	SCREW, WASHER .....	1		
23	16086-ZW5-000	COLLAR .....	8		
24	16087-ZW5-000	WASHER, PLAIN .....	8		
25	16087-ZY3-000	WASHER, PLAIN .....	1		

ZX23E1800A

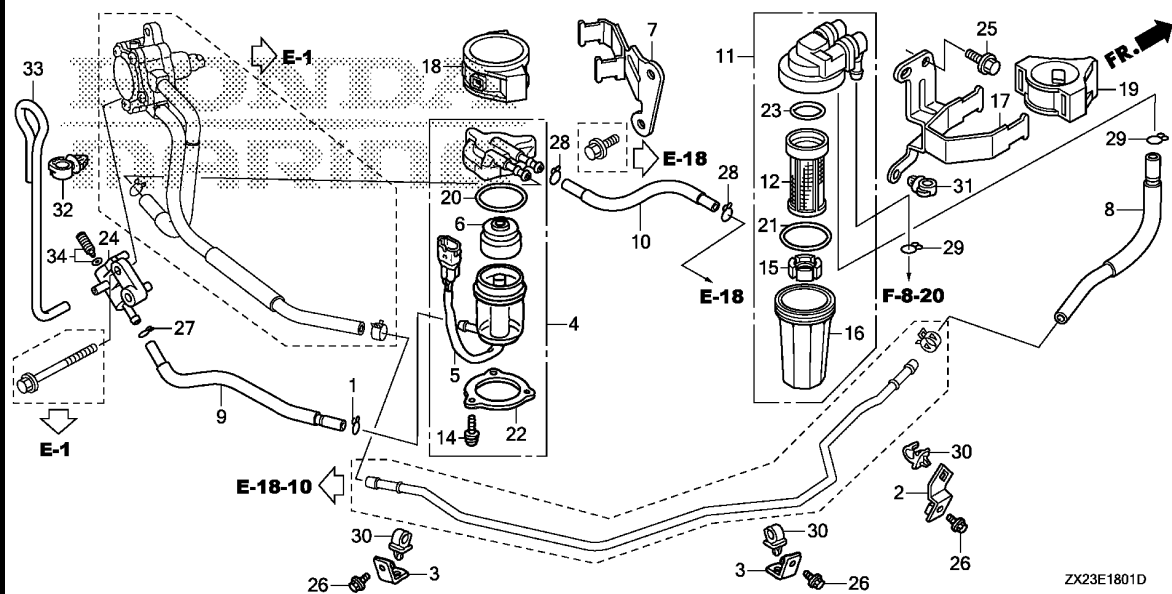
2

Ref. No.	Part No.	Description	Reqd. QTY	Serial No.	Parts catalogue code
			BF 250 A		
26	16088-ZY3-000	COLLAR .....	1		
27	16701-ZX2-003	CASE COMP., PUMP .....	1		
28	16708-ZY3-000	COVER, PUMP .....	1		
29	16715-ZW5-023	COVER, PUMP(A) .....	1		
30	16718-ZY6-013	INSULATOR COMP. ....	1		
31	16721-ZY3-000	INSULATOR .....	1		
32	16723-ZY6-003	RING .....	1		
33	16730-ZX2-003	SEPARATOR ASSY., VAPOR .....	1		
34	16733-ZW5-000	GROMMET, VAPOR SEPARATOR .....	1		
35	16733-ZY3-000	GROMMET, VAPOR SEPARATOR .....	2		
36	16734-ZY3-000	STAY, PLATE .....	1		
37	16735-ZY3-004	PUMP UNIT, FUEL .....	1		
38	16752-ZY3-000	JOINT, FUEL PIPE .....	1		
39	16911-ZY3-010	SCREEN COMP., FUEL STRAINER .....	1		
40	16913-ZY3-000	SPRING, SET .....	1		
41	32166-ZX2-003	HARNES COMP. ....	1		
42	32168-ZW5-003	BAND .....	1		
43	36361-PR7-A01	TANK COMP., VACUUM .....	1		
44	36362-ZY3-000	STAY, VACUUM TANK .....	1		
45	36620-ZY3-000	PLATE .....	1		
46	90009-PP4-E01	BOLT, SEALING, 6MM .....	1		
47	90014-ZW1-000	BOLT-WASHER, 8X35 .....	1		
48	90016-ZW9-000	BOLT, FLANGE, 6X25 .....	4		
49	90017-ZY3-000	BOLT, FLANGE, 6X16 .....	2		
50	90021-ZY3-000	BOLT, FLANGE, 6X14 .....	2		
51	90050-ZY3-000	BOLT, FLANGE, 6X12 .....	1		
52	90054-ZY3-000	BOLT, FLANGE, 8X35 .....	2		
53	90430-PD6-003	WASHER, SEALING, 6MM .....	1		
54	90691-ZB7-003	CLIP, HARNES .....	2		
55	91301-MJ0-003	O-RING, 7.8X1.9(ARAI) .....	2		
56	91554-ZW1-000	COLLAR, 8.5X14.5 .....	3		

# E-18-1

# WATER SEPARATOR/FUEL STRAINER

F 5



Ref. No.	L.O.N.	(Relative ref. Number) Description	F.R.T.
4	3101H5	SEPARATOR, WATER .....	0.5
6		(5,20)	
6	1141B4	BUFFER, PLATE .....	0.6
8	3101F8	TUBE, FUEL(B) .....	0.4
9	3101G1	TUBE, FUEL(D) .....	0.4
10	3101G2	TUBE, FUEL(E) .....	1.4
11	3101G8	STRAINER ASSEMBLY, FUEL .....	0.2
12		(15,16,21,23)	
	3101H8	STRAINER, FUEL .....	0.3
24	3101N1	COCK, FUEL DRAIN .....	1.4

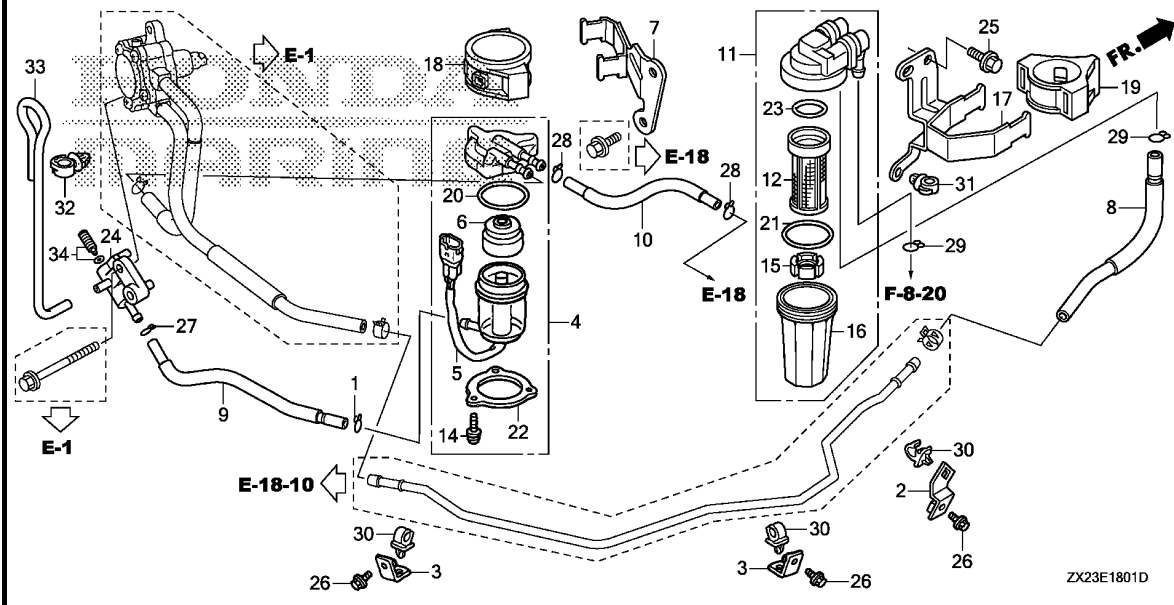
ZX23E1801D

Ref. No.	Part No.	Description	Reqd. QTY	Serial No.	Parts catalogue code
			BF 250 A		
1	16163-GHB-600	CLIP, TUBE .....	1		
2	16753-ZY3-000	STAY, FUEL PIPE A .....	1		
3	16754-ZY3-000	STAY, FUEL PIPE B .....	2		
4	16800-ZX2-003	SEPARATOR ASSY., WATER .....	1		
5	16805-ZX2-003	CUP SET, WATER SEPARATOR .....	1		
6	16807-ZY3-003	BUFFER, PLATE .....	1		
7	16814-ZX2-000	STAY, WATER SEPARATOR .....	1		
8	16860-ZX2-000	TUBE COMP. B, FUEL .....	1		
9	16880-ZX2-000	TUBE COMP. D, FUEL .....	1		
10	16890-ZX2-000	TUBE COMP. E, FUEL .....	1		
11	16900-ZX2-003	STRAINER ASSY., FUEL .....	1		
12	16901-ZZ5-003	FILTER .....	1		
14	16904-ZY3-003	SCREW, PAN, 5X12 .....	3		
15	16906-ZZ5-003	FLOAT .....	1		
16	16912-ZX2-003	CUP .....	1		
17	16914-ZX2-000	STAY, FUEL STRAINER .....	1		
18	16915-ZY3-010	SUSPENSION, STRAINER .....	1		
19	16915-ZZ5-000	SUSPENSION, STRAINER .....	1		
20	16918-ZY3-003	O-RING .....	1		
21	16918-ZZ5-003	O-RING .....	1		
22	16919-ZY3-003	PLATE .....	1		
23	16919-ZZ5-003	O-RING .....	1		
24	16940-ZX2-003	COCK ASSY., FUEL DRAIN .....	1		
25	90014-ZW9-000	BOLT, FLANGE, 6X10 .....	2		

# E-18-1

# WATER SEPARATOR/FUEL STRAINER

F 6



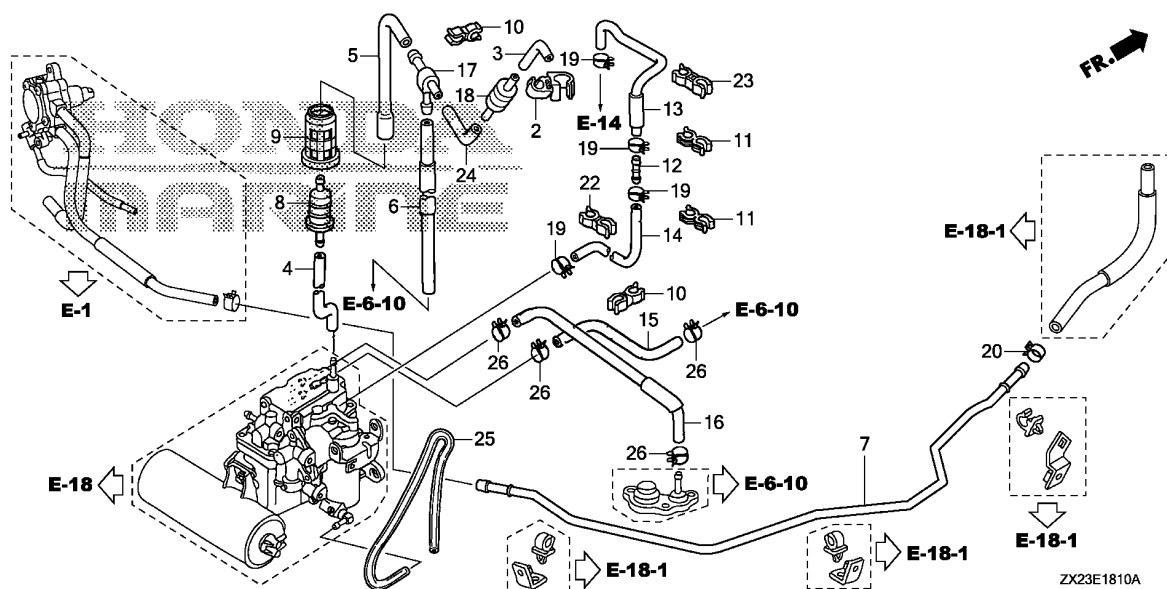
Ref. No.	Part No.	Description	Reqd. QTY		Serial No.	Parts catalogue code
			BF	A		
26	90056-ZY3-000	BOLT, FLANGE, 6X12	3			
27	90602-921-000	CLIP, TUBE(B8)	1			
28	90604-ZV0-000	CLIP, TUBE(B12)	2			
29	90605-ZV4-000	CLIP, TUBE(B12.5)	2			
30	90659-KG4-000	CLAMP, WIRE, 8MM	3			
31	90683-SA0-003	CLIP, WIRE HARNESS, 25MM	1			
32	90683-ZX2-003	CLIP, WIRE HARNESS	1			
33	95003-05035-31	TUBE, VINYL, 3.5X6.5X350	1			
34	16024-ZX2-003	SCREW SET, DRAIN	1			

2

# E-18-10

# PIPING

**F 7**



Ref. No.	L.O.N.	(Relative ref. Number) Description	F.R.T.
7	3111D3	PIPE, FUEL .....	0.7
8	3101H3	STRAINER, FUEL PUMP .....	1.7
13	3121D2	HOSE A, PRESSURE REGULATOR RETURN .....	1.6
14	3121D3	HOSE B, PRESSURE REGULATOR RETURN .....	1.6
15	1141D2	TUBE, WATER INLET .....	1.6
16	1141D3	TUBE, WATER OUTLET .....	1.6

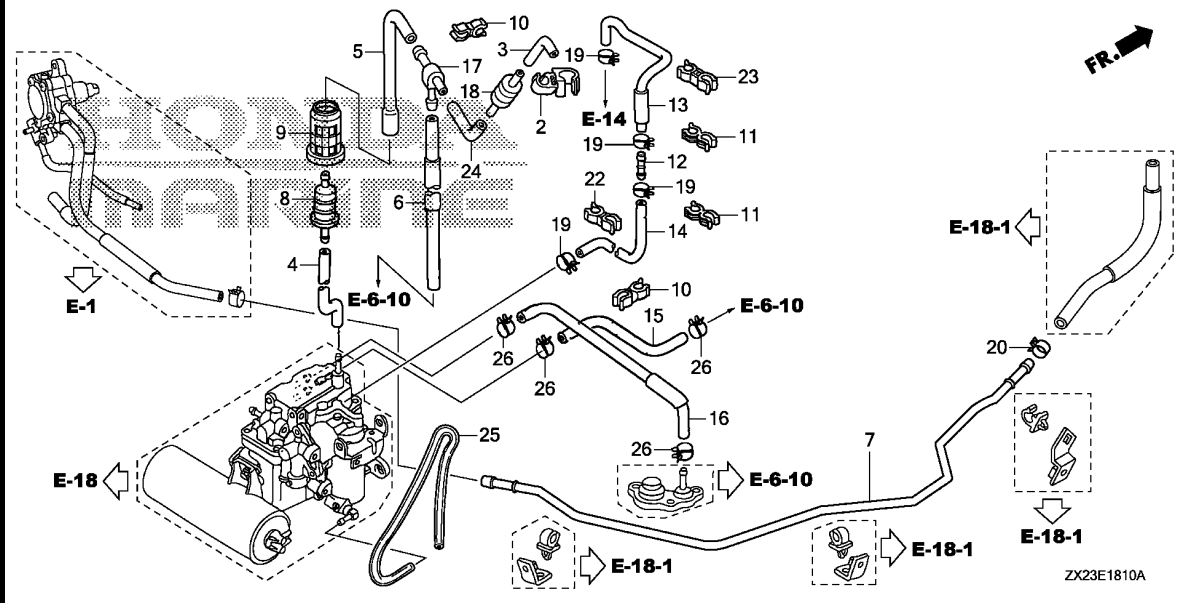
**2**

Ref. No.	Part No.	Description	Reqd. QTY	Serial No.	Parts catalogue code
			BF 250 A		
2	16193-ZY3-A00	CLAMP, CHECK VALVE .....	1		
3	16196-ZY3-A00	TUBE, CHECK VALVE .....	1		
4	16197-ZY3-000	TUBE A, AIR VENT .....	1		
5	16198-ZY3-A00	TUBE B, AIR VENT .....	1		
6	16199-ZY3-A00	TUBE COMP., AIR VENT .....	1		
7	16751-ZY3-000	PIPE, FUEL .....	1		
8	16911-759-003	STRAINER, FUEL PUMP .....	1		
9	16915-ZW5-000	SUSPENSION, STRAINER .....	1		
10	16965-VM0-771	CLAMP, HOSE .....	2		
11	17450-KY7-740	CLIP, TUBE .....	2		
12	17721-ZY3-000	JOINT, FUEL RETURN .....	1		
13	17723-ZY3-A01	HOSE A, PRESSURE REGULATOR RETURN	1		
14	17724-ZY3-010	HOSE B, PRESSURE REGULATOR RETURN	1		
15	19258-ZY3-010	TUBE, WATER IN. ....	1		
16	19259-ZY3-000	TUBE, WATER OUTLET .....	1		
17	19269-ZY6-000	T-JOINT .....	1		
18	36135-ZY6-003	VALVE, CHECK .....	1		
19	90601-ZW5-030	CLAMP, TUBE(D10.7) .....	4		
20	90602-ZW5-030	CLAMP, TUBE(D12) .....	1		
22	90655-MB1-921	CLIP, WIRE .....	1		
23	91592-SL0-A51	CLAMP, FUEL TUBE .....	1		
24	95001-35055-40	TUBE, FUEL, 3.5X55 (95001-35001-60M)	1		

# E-18-10

# PIPING

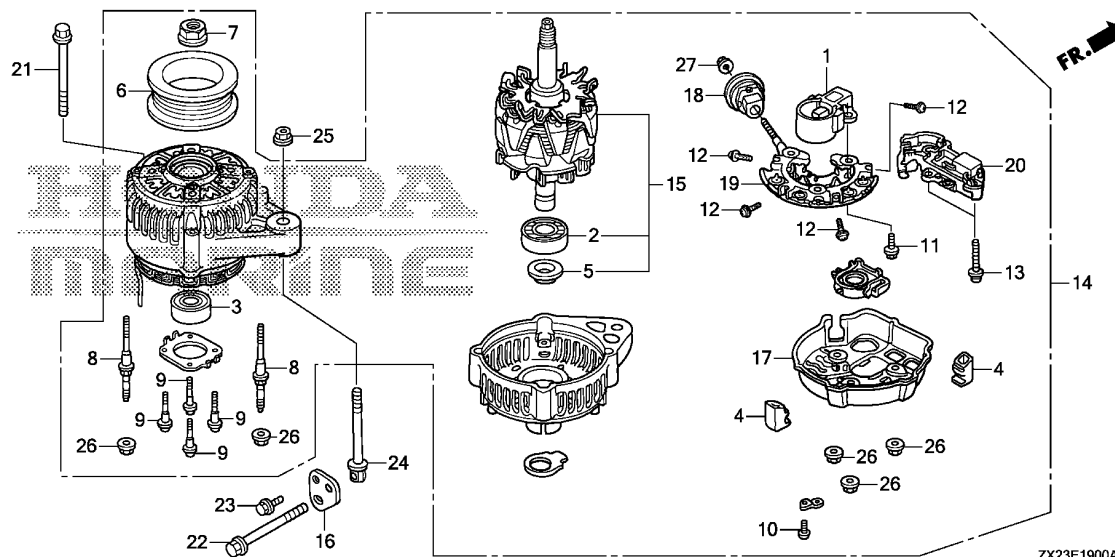
F 8



Ref. No.	Part No.	Description	Reqd. QTY		Serial No.	Parts catalogue code
			BF	A		

25	95003-05060-31	TUBE, VINYL, 3.5X6.5X600 (95003-05001-60M)	1			
26	90601-ZY3-030	CLAMP, TUBE(D10.5) .....	4			

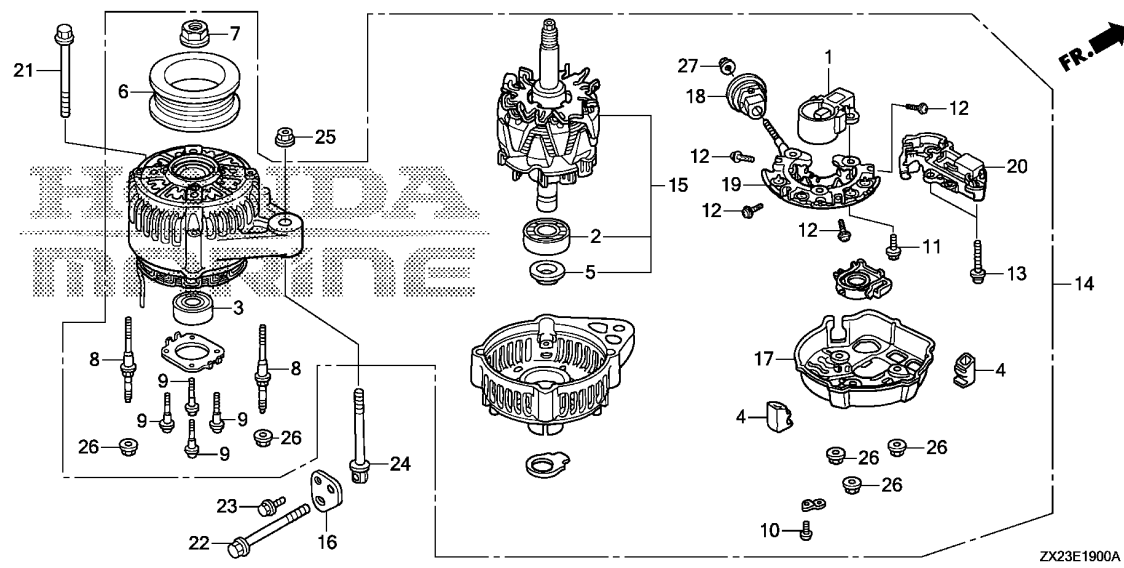
2



Ref. No.	L.O.N.	(Relative ref. Number) Description	F.R.T.
1	6131D6	HOLDER, ALTERNATOR BRUSH .....	0.7
2	6131D3	BEARING, ALTERNATOR :LOWER ...	1.0
3	6131D0	BEARING, ALTERNATOR :UPPER ...	1.0
6	6131E2	PULLEY, ALTERNATOR .....	0.5
14	6131D5	ALTERNATOR .....	0.6
15	6131D9	ROTOR, ALTERNATOR .....	0.9
19	6131B7	RECTIFIER, REGULATOR .....	0.9
20	6131D8	REGULATOR, ALTERNATOR .....	0.8

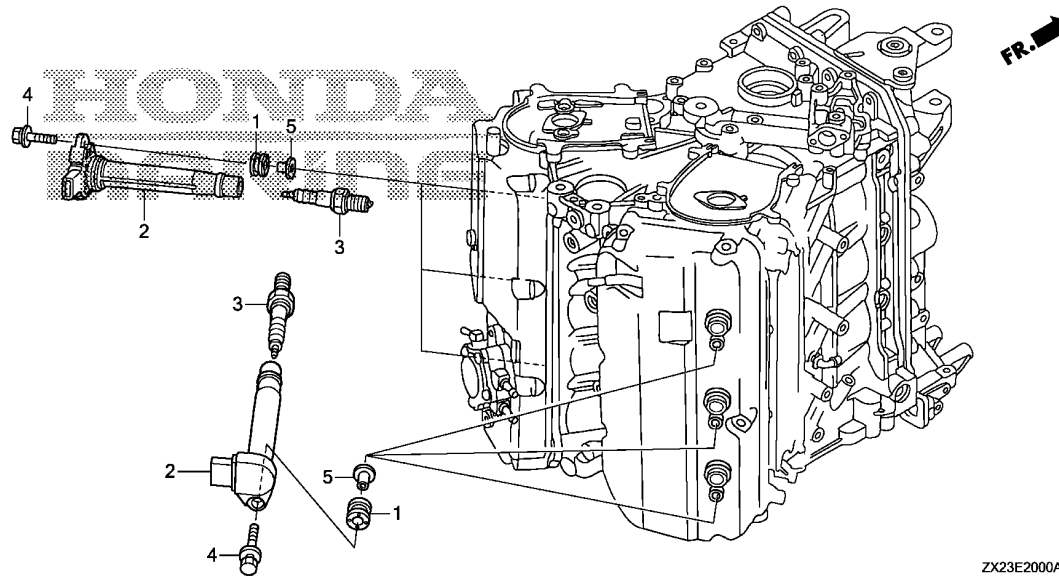
ZX23E1900A

Ref. No.	Part No.	Description	Reqd. QTY	Serial No.	Parts catalogue code
			BF 250 A		
1	31105-PR7-A01	HOLDER ASSY., BRUSH .....	1		
2	31111-PT0-003	BEARING, RR. GENERATOR .....	1		
3	31114-PT0-013	BEARING, FR. GENERATOR .....	1		
4	31118-PT0-003	BUSH, INSULATION .....	4		
5	31138-PD1-004	COVER, BEARING .....	1		
6	31141-P13-003	PULLEY .....	1		
7	31142-PD1-004	NUT, PULLEY LOCK .....	1		
8	31145-PD1-004	BOLT, STUD, 6X68 .....	4		
9	31146-PT0-003	SCREW .....	4		
10	31147-P13-003	SCREW .....	1		
11	31147-PT0-003	SCREW-WASHER .....	3		
12	31148-P13-003	SCREW, WAVE WASHER .....	4		
13	31148-PT0-003	SCREW, WAVE WASHER .....	2		
14	31630-ZY3-003	GENERATOR ASSY., A.C. ....	1		
15	31631-ZY3-003	ROTOR ASSY. ....	1		
16	31637-ZY3-000	STAY, A.C. GENERATOR .....	1		
17	31639-ZY3-003	END COVER, RR. ....	1		
18	31694-ZY3-003	BUSH, INSULATION .....	1		
19	31710-ZY3-003	RECTIFIER ASSY. ....	1		
20	31750-ZY3-003	REGULATOR ASSY. ....	1		
21	90002-ZX2-000	BOLT, FLANGE, 10X90 .....	1	----- XCT,XT,XXT	
	90002-ZY3-000	.....	1	----- 1001899 LD,LU,XCD,XCU,XD,XU,XXCD,XXCU,XXD,XXU	
	90002-ZX2-000	.....	1	1001900 ----- LD,LU,XCD,XCU,XD,XU,XXCD,XXCU,XXD,XXU	
22	90011-ZW5-010	BOLT, SPECIAL ADJUSTOR .....	1		
23	90017-ZY3-000	BOLT, FLANGE, 6X16 .....	1		



Ref. No.	Part No.	Description	Reqd. QTY	Serial No.	Parts catalogue code
			BF 250 A		
24	90055-ZY3-000	BOLT, TENSIONER .....	1		
25	90203-ZW5-010	NUT, FLANGE, 8MM .....	1		
26	90231-PD1-014	NUT-WASHER, 5MM .....	7		
27	94001-06080-0S	NUT, HEX., 6MM .....	1		

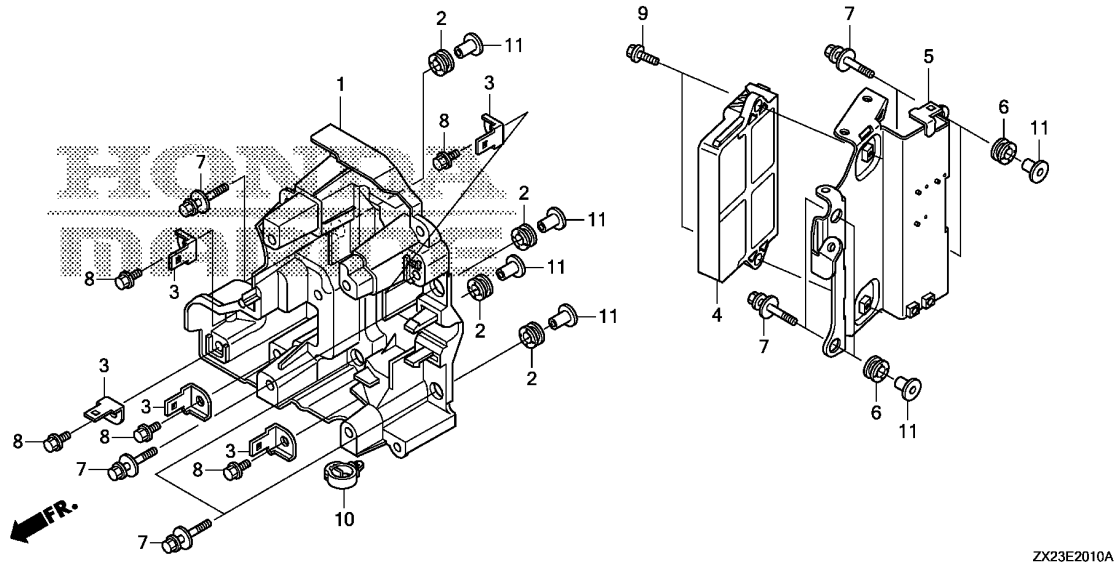




ZX23E2000A

Ref. No.	L.O.N.	(Relative ref. Number) Description	F.R.T.
2	6141A5	COIL, IGNITION(ONE) .....	0.2
3	6141E6	PLUG, SPARK :LEFT BANK .....	0.3
		.NOTE: Same time for two units or more	
	6141E7	PLUG, SPARK :RIGHT BANK .....	0.3
		.NOTE: Same time for two units or more	
	6141E8	PLUG, SPARK :BOTH BANKS .....	0.6

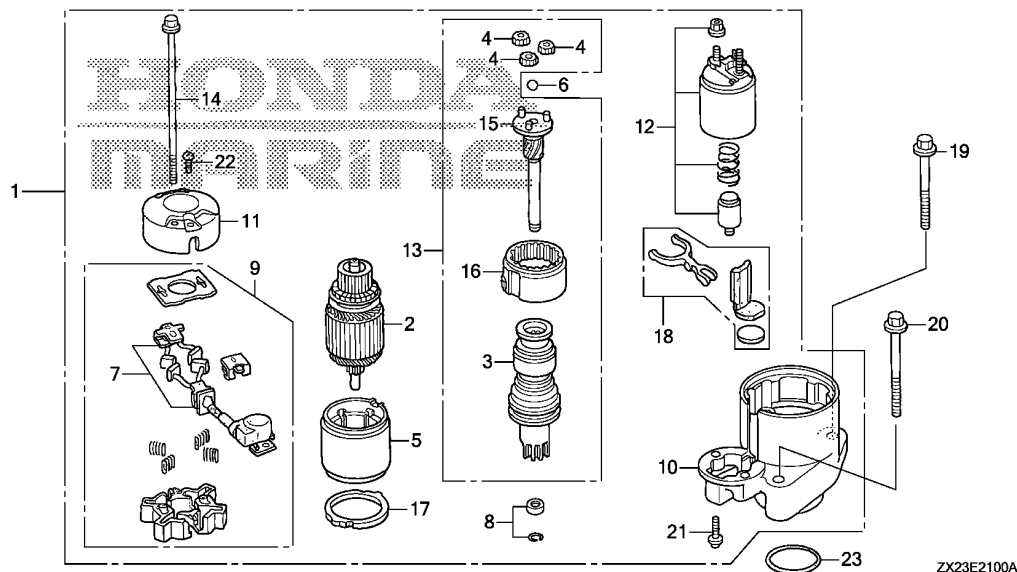
Ref. No.	Part No.	Description	Reqd. QTY		Serial No.	Parts catalogue code
			BF	250		
				A		
1	30419-ZY9-003	GROMMET, ELECTRONIC PARTS CASE	6			
2	30520-ZX2-003	COIL COMP., PLUG HOLE .....	6			
3	31916-ZX2-003	PLUG, SPARK(ZFR6K-11E)(NGK) -	6		LD,LU,XCD,XCU,XD,XU,XXCD,XXCU,XXD,XXU	
	9807B-5617C	PLUG, SPARK(IZFR6K-11E)(NGK)	(6)		LD,LU,XCD,XCU,XD,XU,XXCD,XXCU,XXD,XXU	
			6		XCT,XT,XXT	
4	90105-ZY9-000	BOLT-WASHER, 6X27 .....	6			
5	91553-ZV5-010	COLLAR, C.D.I. UNIT CASE ....	6			



Ref. No.	L.O.N.	(Relative ref. Number) Description	F.R.T.
1	6221H3	CASE, ELECTRONIC PARTS .....	0.7
4	6211A6	CONTROL UNIT, ELECTRONIC .....	0.5
5	8121B7	BRACKET, ELECTRONIC CONTROL UNIT .....	0.3

Ref. No.	Part No.	Description	Reqd. QTY	Serial No.	Parts catalogue code
			BF 250 A		
1	30416-ZX2-000	CASE, ELECTRONIC PARTS .....	1		
2	30419-ZY9-003	GROMMET, ELECTRONIC PARTS CASE	4		
3	32101-ZZ3-000	BRACKET, A.C. GENERATOR FUSE	5		
4	34750-ZX2-003	CONTROL UNIT, ELECTRONIC .....	1	-----	LD,LU,XCD,XCU,XD,XU,XXCD,XXCU,XXD,XXU
	34750-ZX2-D01	.....	1	-----	XCT,XT,XXT
5	34754-ZY3-C00	BRACKET, ECU .....	1		
6	38553-ZY9-003	GROMMET, RELAY BRACKET .....	4		
7	90003-ZW2-000	BOLT-WASHER, 6X27(CT200) ....	8		
8	90014-ZW9-000	BOLT, FLANGE, 6X10 .....	5		
9	90018-ZW5-000	BOLT, FLANGE, 6X20 .....	2		
10	90683-SA0-003	CLIP, WIRE HARNESS, 25MM ....	1		
11	91553-ZV5-010	COLLAR, C.D.I. UNIT CASE ....	8		



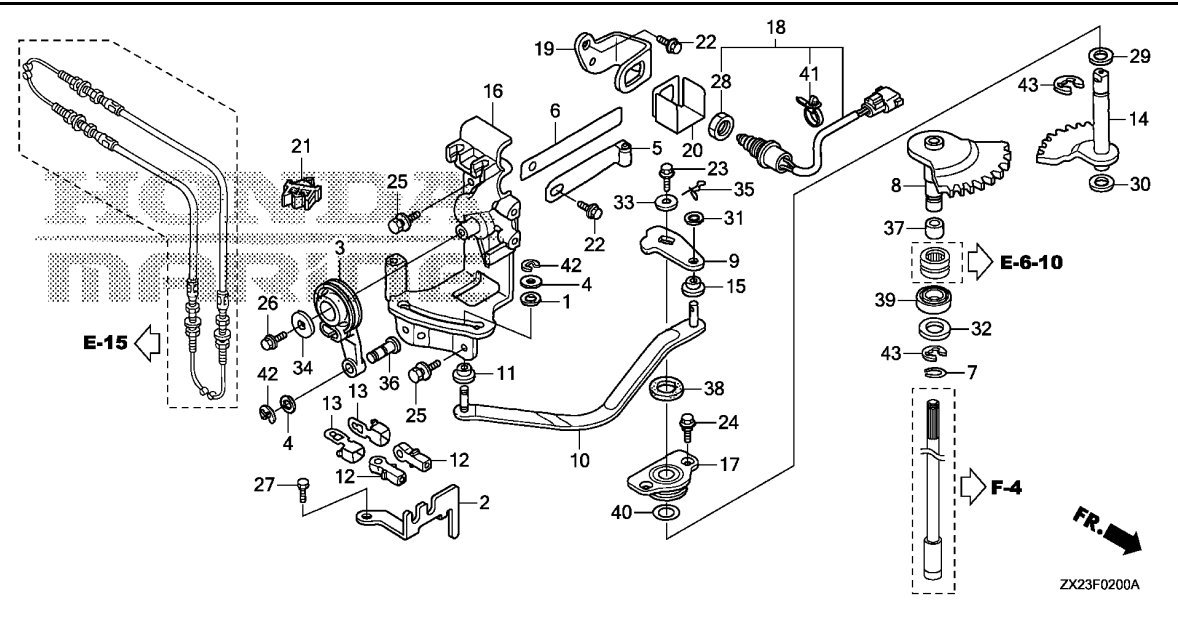
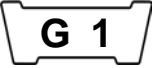


Ref. No.	L.O.N.	(Relative ref. Number) Description	F.R.T.
1		(23)	
6121D5		MOTOR, STARTER .....	0.4
2		(4,6)	
6121A0		ARMATURE, STARTER .....	0.5
5		6121D1 YOKE, STARTER .....	0.5
7		6121A8 BRUSH SET, STARTER .....	0.6
9		(11)	
6121B6		HOLDER, STARTER BRUSH .....	0.5
10		6121D2 BRACKET, STARTER :FRONT .....	0.5
12		6121C9 SWITCH, STARTER MAGNETIC .....	0.5
13		6121C7 SHAFT, STARTER CLUTCH .....	0.5
16		(3,15)	
6121B4		GEAR, STARTER INTERNAL .....	0.7
18		6121E2 LEVER, STARTER .....	0.5

Ref. No.	Part No.	Description	Reqd. QTY	Serial No.	Parts catalogue code
			BF 250 A		
1	31200-ZY3-003	MOTOR ASSY., STARTER .....	1		
2	31201-P5A-005	ROTOR COMP. ....	1		
3	31207-ZY3-003	CLUTCH COMP., OVERRUNNING ..	1		
4	31215-PY3-004	GEAR ASSY., PLANETARY .....	3		
5	31216-ZY3-003	YOKE COMP. ....	1		
6	31218-PY3-004	BALL, STEEL .....	1		
7	31226-ZW1-004	BRUSH SET .....	1		
8	31229-ZW1-004	STOPPER SET, SLEEVE .....	1		
9	31231-ZW1-004	HOLDER COMP., BRUSH .....	1		
10	31235-ZY3-003	BRACKET, FR. ....	1		
11	31236-ZY3-003	BRACKET, RR. ....	1		
12	31240-ZY3-003	SWITCH ASSY., MAGNET .....	1		
13	31242-ZY3-003	SHAFT ASSY., CLUTCH .....	1		
14	31243-P5A-005	BOLT A, THROUGH .....	2		
15	31246-ZY3-003	SHAFT ASSY., GEAR .....	1		
16	31247-ZY3-003	GEAR ASSY., INTERNAL .....	1		
17	31249-ZY3-003	PACKING .....	1		
18	31250-ZY3-003	LEVER SET .....	1		
19	90002-ZY3-000	BOLT, FLANGE, 10X90 .....	1		
20	90003-ZY3-000	BOLT, FLANGE, 10X110 .....	1		
21	90106-ZW1-004	SCREW, PAN, 6X22(SPECIAL) ...	2		
22	90107-ZW1-004	SCREW, PAN, 5X8 .....	2		
23	91303-ZY3-000	O-RING, 59.4X3.1 .....	1		

F-2

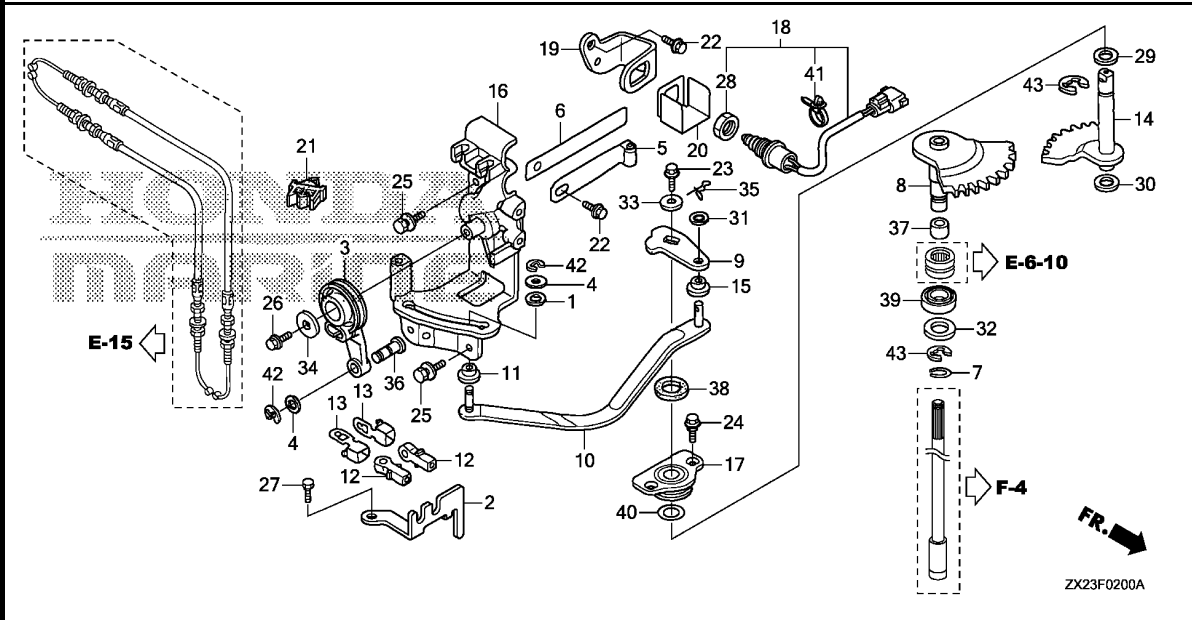
SHIFT SHAFT



Ref. No.	L.O.N.	(Relative ref. Number) Description	F.R.T.
3	8101A7	ARM, THROTTLE .....	0.3
5		(6)	
8	2101Q4	SPRING, CLICK .....	0.9
	2091H4	SHAFT, SHIFT(A) .....	6.6
		.INCLUDES: Engine removal and installation	
9	2101A5	ARM, SHAFT SHIFT .....	0.8
10	2101P5	ROD, SHAFT SHIFT LINK .....	0.9
14	2091H5	SHAFT, SHIFT(B) .....	6.4
		.INCLUDES: Engine removal and installation	
16	2101D0	BRACKET, SHIFT LINK .....	0.7
17		(38,40)	
	8101S2	HOLDER, SHIFT SHAFT SEAL .....	0.9
18	6151E2	SWITCH, NEUTRAL .....	0.9
39	2091F3	WATER SEAL, SHIFT SHAFT .....	6.7
		.INCLUDES: Engine removal and installation	

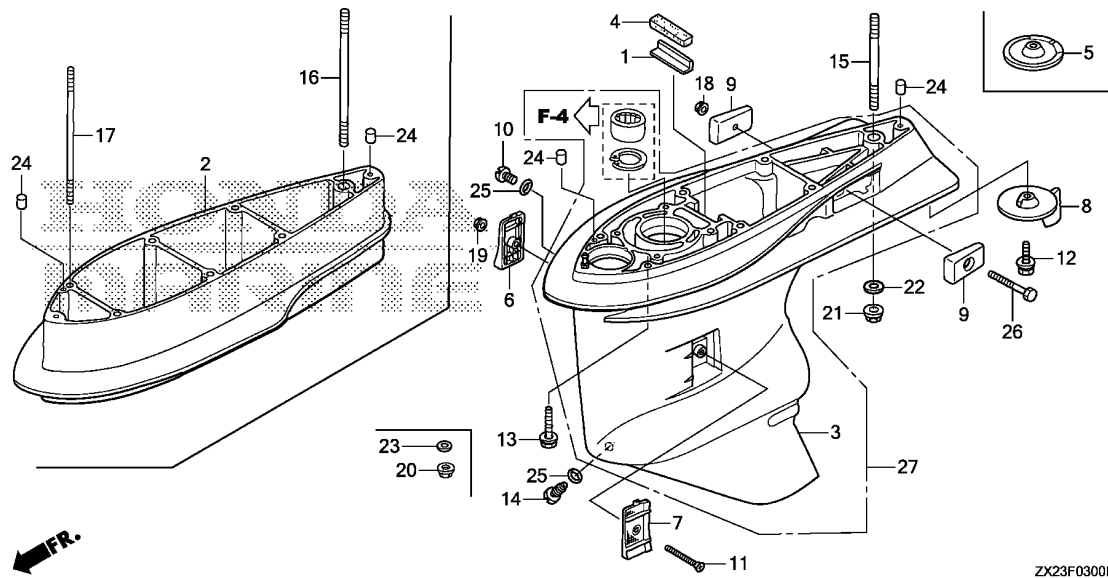
Ref. No.	Part No.	Description	Reqd. QTY	Serial No.	Parts catalogue code
			BF 250 A		
1	17224-KN5-670	WASHER, AIR CLEANER COVER	1		
2	17877-ZY3-000	PLATE, REMOTE CONTROL CABLE	1		
3	17931-ZY3-000	ARM, THROTTLE .....	1		
4	17936-921-000	WASHER, PIVOT .....	2		
5	24210-ZW1-010	SPRING COMP., CLICK .....	1		
6	24221-ZY3-000	SPRING, CLICK ASSIST .....	1		
7	24327-ZW1-000	RING, STOPPER .....	1		
8	24610-ZY3-A00	SHAFT COMP., SHIFT(A) .....	1		
9	24612-ZY3-010	ARM, SHIFT .....	1		
10	24613-ZY3-000	ROD, LINK .....	1		
11	24617-ZY3-000	COLLAR, SHIFT SLIDER .....	1		
12	24618-ZY3-000	PIVOT, SHIFT .....	2		
13	24619-ZY3-000	PLATE, LOCK .....	2		
14	24620-ZY3-000	SHAFT COMP., SHIFT(B) .....	1		
15	24623-ZY3-000	BUSH, SHIFT ARM .....	1		
16	24628-ZY3-000	BRACKET, SHIFT LINK .....	1		
17	24629-ZW1-000	HOLDER, SEAL .....	1		
18	35470-ZX2-003	SWITCH ASSY., NEUTRAL .....	1	-----	LD,LU,XCD,XCU,XD,XU,XXCD,XXCU,XXD,XXU
	35470-ZX2-013	.....	1	-----	XCT,XT,XXT
19	35476-ZY3-010	BRACKET, NEUTRAL SWITCH .....	1		
20	35477-ZY3-000	COVER, NEUTRAL SWITCH .....	1		
21	46392-SOX-A01	CLIP, BRAKE PIPE .....	1		
22	90011-ZW9-000	BOLT, FLANGE, 6X14(CT200) ...	2		
23	90017-ZY3-000	BOLT, FLANGE, 6X16 .....	1		





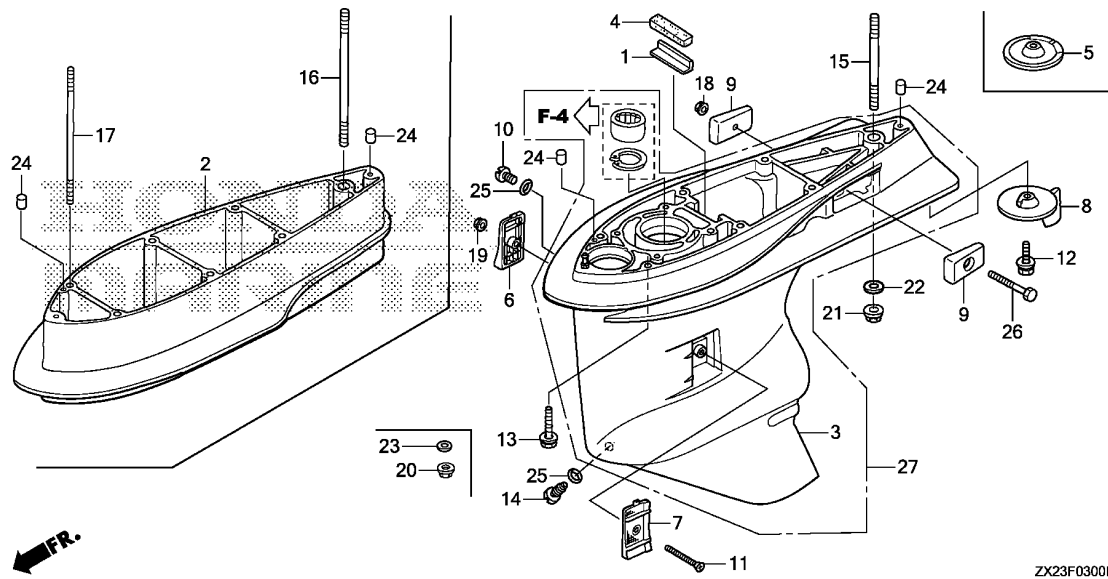
ZX23F0200A

Ref. No.	Part No.	Description	Reqd. QTY		Serial No.	Parts catalogue code
			BF	A		
24	90023-ZW5-000	BOLT, FLANGE, 6X11	2			
25	90101-ZX2-C00	BOLT-WASHER, 6X16	3			
26	90102-ZW9-000	BOLT, FLANGE, 6X12	1			
27	90127-ZV4-000	BOLT, HEX., 6X16	1			
28	90302-ZV5-003	NUT, HEX., 20MM	1			
29	90402-HA0-000	WASHER, THRUST, 14MM	1			
30	90428-958-000	WASHER B, THRUST, 14MM	1			
31	90506-ZV4-000	WASHER, PLAIN, 6MM	1			
32	90508-ZV7-000	WASHER	1			
33	90508-ZY3-000	WASHER, PLAIN, 6MM	1			
34	90512-ZV4-000	WASHER, PLAIN, 6MM	1			
35	90705-SD2-931	PIN, SNAP, 6MM	1			
36	90751-ZY3-000	PIN, LINK	1			
37	91152-ZY3-003	RING, INNER(15X20X23)	1			
38	91251-ZW5-003	OIL SEAL, 14X26X6	1			
39	91255-ZY3-003	SEAL, WATER(14X26X8)	1			
40	91302-PF0-003	O-RING, 26.9X2.4(NOK)	1			
41	91541-S0A-003	CLIP, HARNESS BAND(BLACK) (145MM)	1			
42	94540-04029	E-RING, 4MM	2			
43	94540-12029	E-RING, 12MM	2			



Ref. No.	L.O.N.	(Relative ref. Number) Description	F.R.T.
2	2101W8	SEPARATOR, GEAR CASE EXTENSION (27)	0.8
3	2101D7	CASE, GEAR .....	1.8
6	4131H6	SCREEN, WATER :RIGHT .....	0.1
		.NOTE: Same time for two units	
7	4131H5	SCREEN, WATER :LEFT .....	0.1
		.NOTE: Same time for two units (5)	
8	4131J2	TAB, TRIM .....	0.1
9	2101Y2	METAL, GEAR CASE ANODE :LEFT .....	0.1
		.NOTE: Same time for two units	
	2101Y3	METAL, GEAR CASE ANODE :RIGHT .....	0.1
		.NOTE: Same time for two units	

Ref. No.	Part No.	Description	Reqd. QTY	Serial No.	Parts catalogue code
			BF 250 A		
1	19286-ZW1-B00	PLATE, RUBBER SETTING .....	1		
2	40202-ZY3-621ZB	SEPARATOR, EXTENSION *NHB14M*	1	-----	XXCD,XXCU,XXD,XXT,XXU
3	41101-ZX2-C01ZA	CASE, GEAR *NHB14M*	1	-----	XCT,XT,XXT
		AQUA MARINE SILVER METALLIC	1	1001021	----- XXD,XXU
			1	8000270	----- XCD,XCUC
			1	8000340	----- XXCD,XXCU
4	41102-ZW1-B00	GROMMET, GEAR CASE .....	1		
5	41102-ZX2-E00ZA	COVER, GEAR CASE *NHB14M*	1	-----	XCD,XCT,XCU,XXCD,XXCU
		AQUA MARINE SILVER METALLIC	1		
6	41104-ZY3-C01	SCREEN, R. WATER .....	1		
7	41105-ZY3-C01	SCREEN, L. WATER .....	1		
8	41107-ZX2-C00ZA	TAB, TRIM *NHB14M*	1	-----	LD,LU,XD,XT,XU,XXD,XXT,XXU
		AQUA MARINE SILVER METALLIC	1		
9	41109-ZW1-B00	METAL COMP., ANODE .....	2		
10	90101-ZW9-003	BOLT, OIL CHECK .....	1		
11	90101-ZZ0-000	SCREW, FLAT, 5X55 .....	1		
12	90103-ZY6-000	BOLT-WASHER, 10X32 .....	1		
13	90107-ZX2-C00	BOLT-WASHER, 10X47 .....	6	-----	LD,LU,XCD,XCT,XCU,XD,XT,XU
14	90120-ZY3-000	BOLT, DRAIN PLUG .....	1		
15	90124-ZY3-000	BOLT, STUD, 12X40 .....	1	-----	LD,LU,XCD,XCT,XCU,XD,XT,XU

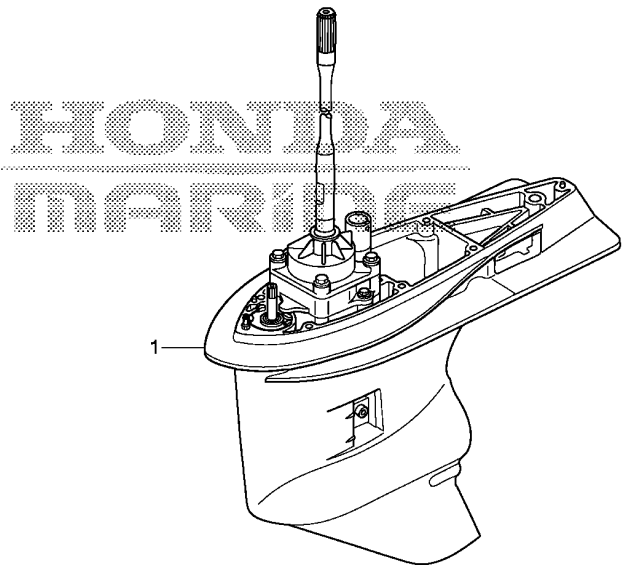


Ref. No.	Part No.	Description	Reqd. QTY		Serial No.	Parts catalogue code
			BF	A		
16	90130-ZY3-620	BOLT, STUD, 12X170	1	-----	-----	XXCD,XXCU,XXD,XXT,XXU
17	90131-ZY3-620	BOLT, STUD, 10X170	6	-----	-----	XXCD,XXCU,XXD,XXT,XXU
18	90205-ZY1-000	NUT, SELF-LOCK, 6MM	1	-----	-----	
19	90302-ZV4-000	NUT, SELF-LOCK, 5MM	1	-----	-----	
20	90306-ZV5-003	NUT, SELF-LOCK, 10MM	6	-----	-----	XXCD,XXCU,XXD,XXT,XXU
21	90308-ZW1-003	NUT, SELF-LOCK, 12MM	1	-----	-----	
22	90559-ZV5-000	WASHER, PLAIN, 12MM	1	-----	-----	
23	90563-ZV5-000	WASHER, PLAIN, 10MM	6	-----	-----	XXCD,XXCU,XXD,XXT,XXU
24	90756-ZV5-000	DOWEL PIN, 6X10	2	-----	-----	LD,LU,XCD,XCT,XCU,XD,XT,XU
25	91301-ZW4-003	O-RING, 6.9X1.45	2	-----	-----	XXCD,XXCU,XXD,XXT,XXU
26	92101-06055-4J	BOLT, HEX., 6X55	1	-----	-----	
27	41110-ZX2-305ZA	CASE COMP., GEAR				
		*NHB14M*				
		AQUA MARINE SILVER METALLIC	1	-----	-----	LD,LU,XD,XU
			1	-----	-----	1001020 XXD,XXU
			1	-----	-----	8000269 XCD,XCU
			1	-----	-----	8000339 XXCD,XXCU

F-3-10

GEAR CASE ASSY.

G 5



ZX23F0310A

Ref. No.	L.O.N.	(Relative ref. Number) Description	F.R.T.
1	2101D3	CASE ASSEMBLY, GEAR .....	0.7

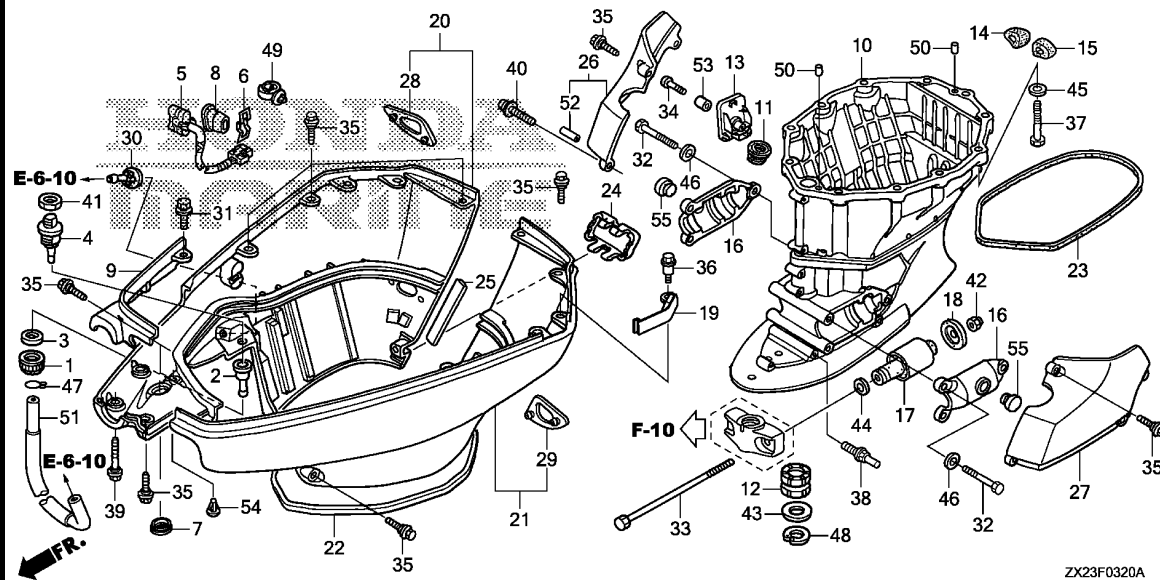
Ref. No.	Part No.	Description	Reqd. QTY	Serial No.	Parts catalogue code
			BF 250 A		
1	41100-ZX2-C01ZA	CASE ASSY., GEAR(L) *NHB14M* AQUA MARINE SILVER METALLIC	1	-----	LD,LU
	41100-ZX2-E01ZA	CASE ASSY., GEAR(XL) (COUNTER ROTATION) *NHB14M* AQUA MARINE SILVER METALLIC	1	-----	XCD,XCT,XCU
	41100-ZX2-C11ZA	CASE ASSY., GEAR(XL) *NHB14M* AQUA MARINE SILVER METALLIC	1	-----	XD,XT,XU
	41100-ZX2-E11ZA	CASE ASSY., GEAR(XXL) (COUNTER ROTATION) *NHB14M* AQUA MARINE SILVER METALLIC	1	-----	XXCD,XXCU
	41100-ZX2-C21ZA	CASE ASSY., GEAR(XXL) *NHB14M* AQUA MARINE SILVER METALLIC	1	-----	XXD,XXT,XXU

3

# F-3-20

# EXTENSION CASE

G 6



Ref. No.	L.O.N.	(Relative ref. Number) Description	F.R.T.
5	6151C9	SWITCH, POWER TRIM-TILT .....	0.7
9	4131N0	COVER, SEPARATE :FRONT .....	0.2
10	2191B2	CASE, EXTENSION .....	1.7
12	2191A4	BUSH, VERTICAL SHAFT .....	0.8
17	4101Y4	RUBBER, LOWER MOUNTING :LEFT ..	0.4
	4101Y4A	.Replace one add .....	0.3
	4101Y5	RUBBER, LOWER MOUNTING :RIGHT ..	0.4
	4101Y5A	.Replace one add .....	0.3
20	4131C6	COVER, UNDER ENGINE :RIGHT ...	0.6
21	4131C5	COVER, UNDER ENGINE :LEFT ....	0.4
22	4141N0	SEAL A, COVER UNDER .....	1.7
23	4141N1	SEAL B, COVER UNDER .....	1.7
26	4101E2	COVER, LOWER MOUNTING :RIGHT ..	0.1
27	4101E1	COVER, LOWER MOUNTING :LEFT ..	0.1

ZX23F0320A

Ref. No.	Part No.	Description	Reqd. QTY	Serial No.	Parts catalogue code
			BF 250 A		
1	19270-ZY3-000	NUT, WATER MOUTH .....	1		
2	19271-ZY3-000	JOINT, WATER HOSE .....	1		
3	19272-ZY3-000	SEAT, WATER MOUTH .....	1		
4	19289-ZY3-000	CAP, WATER JOINT .....	1		
5	35640-ZY3-013	SWITCH ASSY., POWER TILT ....	1		
6	35645-ZY3-000	STAY, POWER TILT SWITCH .....	1		
7	40107-ZV5-000	GROMMET, UNDER CASE(C) .....	1		
8	40114-ZY3-010	GROMMET, POWER TILT SWITCH ..	1		
9	40151-ZY3-000ZB	COVER, FR. SEPARATE *NHB14M*	1		
		AQUA MARINE SILVER METALLIC	1		
10	40201-ZY3-020ZB	CASE, EXTENSION *NHB14M*	1		
		AQUA MARINE SILVER METALLIC	1	-----	LD,LU
	40201-ZY3-612ZB	*NHB14M*	1	-----	XCD,XCT,XCU,XD,XT,XU,XXCD,XXCU,XXD,XXT,XXU
		AQUA MARINE SILVER METALLIC	1	-----	
11	40209-ZW1-000	RUBBER, DRAIN PLUG .....	1		
12	40210-ZY3-610	BUSH COMP., VERTICAL SHAFT ..	1	-----	XCD,XCT,XCU,XD,XT,XU,XXCD,XXCU,XXD,XXT,XXU
13	40212-ZY3-010ZB	COVER, DRAIN PLUG(L) *NHB14M*	1		
		AQUA MARINE SILVER METALLIC	1	-----	LD,LU
	40212-ZY3-611ZB	COVER, DRAIN PLUG(XL) *NHB14M*	1		
		AQUA MARINE SILVER METALLIC	1	-----	XCD,XCT,XCU,XD,XT,XU,XXCD,XXCU,XXD,XXT,XXU
14	40225-ZY3-010	SEAL, R. IDOL PORT .....	1		
15	40226-ZY3-010	SEAL, L. IDOL PORT .....	1		

3

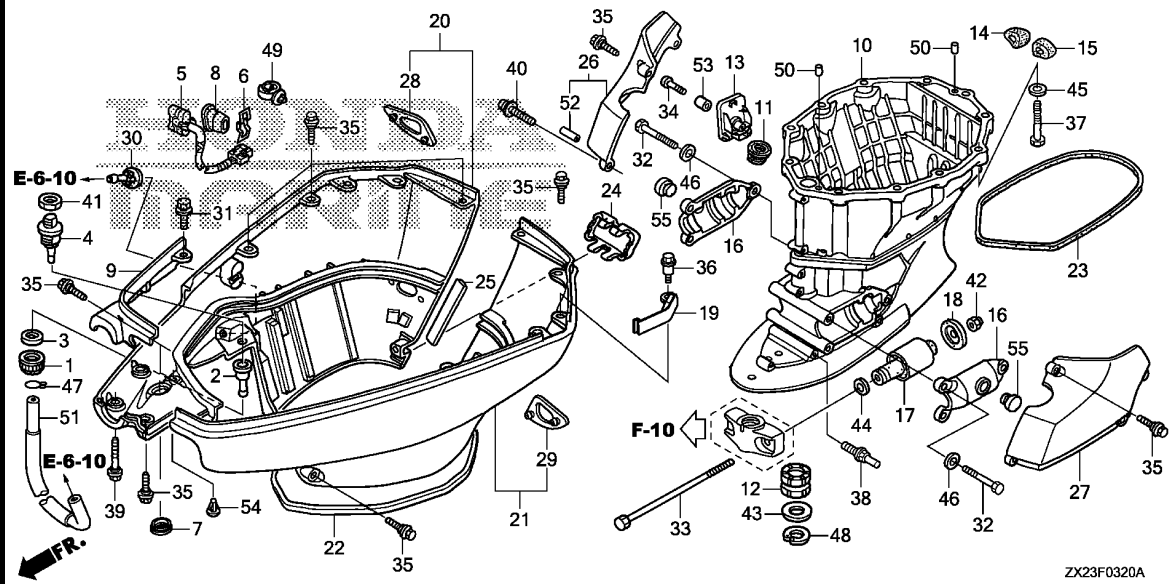
Ref. No.	Part No.	Description	Reqd. QTY		Serial No.	Parts catalogue code
			BF	250		
16	50111-ZY3-020	HOUSING, LOWER MOUNTING .....	2			
17	50155-ZY3-000	MOUNT COMP., LOWER RUBBER ...	2			
18	50157-ZY3-010	STOPPER, LOWER MOUNT .....	2			
19	63347-ZY3-C00	COVER, PLUG MAINTENANCE .....	1			
20	63710-ZX2-C00ZA	COVER COMP., R. UNDER ENGINE				
		*NHB14M*				
		AQUA MARINE SILVER METALLIC	1			
21	63715-ZX2-C00ZA	COVER COMP., L. UNDER ENGINE				
		*NHB14M*				
		AQUA MARINE SILVER METALLIC	1			
22	63718-ZY3-000	SEAL A, COVER UNDER .....	1			
23	63719-ZX2-C00	SEAL B, COVER UNDER .....	1			
24	63722-ZY3-010ZB	CAP, UNDER COVER				
		*NHB14M*				
		AQUA MARINE SILVER METALLIC	1			
25	63728-ZY3-000	SEAL C, UNDER COVER .....	1			
26	63731-ZY3-A03ZB	COVER, R. LOWER MOUNTING				
		*NHB14M*				
		AQUA MARINE SILVER METALLIC	1	-----	-----	LD,LU
	63731-ZY3-A12ZB	*NHB14M*				
		AQUA MARINE SILVER METALLIC	1	-----	-----	XCD,XCT,XCU,XD,XT,XU,XXCD,XXCU,XXD,XXT,XXU
27	63736-ZY3-A03ZB	COVER, L. LOWER MOUNTING				
		*NHB14M*				
		AQUA MARINE SILVER METALLIC	1	-----	-----	LD,LU
	63736-ZY3-A12ZB	*NHB14M*				
		AQUA MARINE SILVER METALLIC	1	-----	-----	XCD,XCT,XCU,XD,XT,XU,XXCD,XXCU,XXD,XXT,XXU
28	63751-ZY3-C00	GROMMET, R. IDLE PORT .....	1			
29	63756-ZY3-C00	GROMMET, L. IDLE PORT .....	1			
30	82873-ZV5-003	GROMMET, WATER CHECK .....	1			
31	90102-ZX2-C00	BOLT-WASHER, 6X25 .....	2			
32	90102-ZY3-A00	BOLT, HEX., 10X35 .....	6			
33	90105-ZY3-010	BOLT, HEX., 14X180 .....	2			
34	90110-ZV5-000	SCREW, SPECIAL, 6X35 .....	1			
35	90111-ZY3-000	BOLT, SPECIAL, 6X17 .....	26			
36	90113-ZY3-C00	BOLT, SPECIAL, 6X22 .....	1			
37	90122-ZY3-000	BOLT, HEX., 12X50 .....	11			
38	90129-ZY3-A00	BOLT, SPECIAL, 6X12 .....	2			
39	90132-ZY3-000	BOLT, SPECIAL, 6X37 .....	2			
40	90134-ZY3-000	SCREW-WASHER, 6X40 .....	1	-----	-----	LD,LU
	93500-06025-4J	SCREW, PAN, 6X25 .....	1	-----	-----	XCD,XCT,XCU,XD,XT,XU,XXCD,XXCU,XXD,XXT,XXU
41	90302-921-000	NUT, HEX., 16MM .....	1			
42	90302-ZY3-000	NUT, SELF-LOCK, 14MM .....	2			
43	90503-ZY3-610	WASHER, 30MM .....	1	-----	-----	XCD,XCT,XCU,XD,XT,XU,XXCD,XXCU,XXD,XXT,XXU
44	90511-ZY3-000	WASHER, PLAIN, 14MM .....	2			
45	90559-ZV5-000	WASHER, PLAIN, 12MM .....	11			
46	90563-ZV5-000	WASHER, PLAIN, 10MM .....	6			
47	90605-ZV4-000	CLIP, TUBE(B12.5) .....	1			
48	90652-ZY3-000	CIRCLIP, INTERNAL, 43 .....	1	-----	-----	XCD,XCT,XCU,XD,XT,XU,XXCD,XXCU,XXD,XXT,XXU
49	90683-SA0-003	CLIP, WIRE HARNESS, 25MM .....	1			
50	90756-ZV5-000	DOWEL PIN, 6X10 .....	2			
51	91451-ZY3-000	TUBE, WATER JOINT .....	1			



F-3-20

EXTENSION CASE

G 8

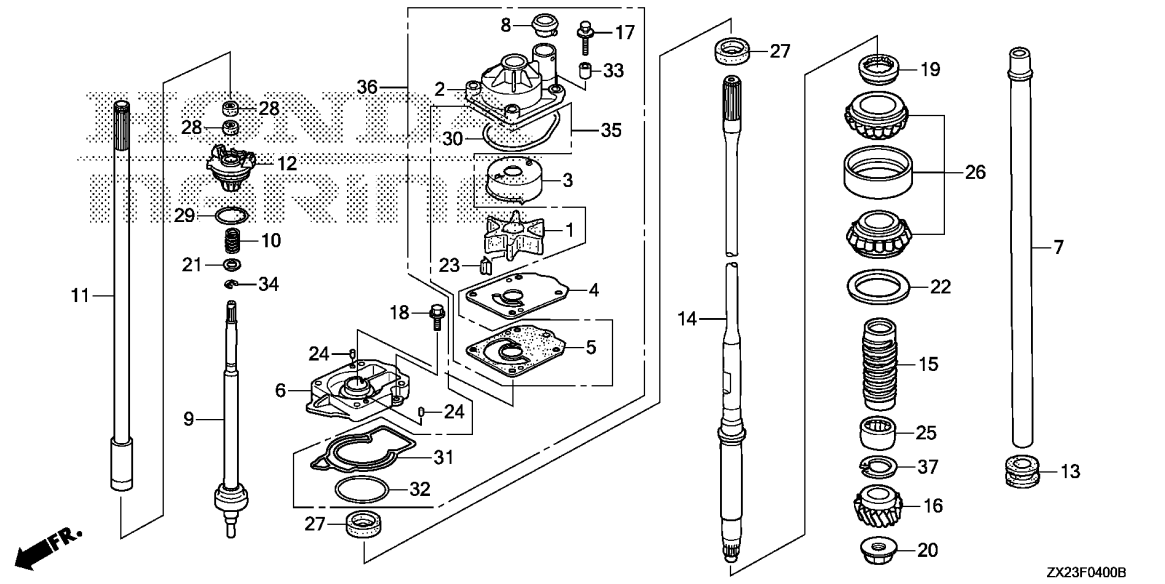


ZX23F0320A

Ref. No.	Part No.	Description	Reqd. QTY		Serial No.	Parts catalogue code
			BF	250		

52	91552-ZY3-000	COLLAR, 6.2X10X25.5 .....	1		----- LD,LU	
	91553-ZY6-000	COLLAR, DISTANCE, 6.5X9X5 ...	1		----- XCD,XCT,XCU,XD,XT,XU,XXCD,XXCU,XXD,XXT,XXU	
53	91563-ZV5-000	COLLAR, DISTANCE, 6X10.5X25 ..	1			
54	91651-ZY3-003	PLUG, HOLE, 5MM .....	1			
55	95011-63000	RUBBER C, STAND STOPPER .....	2			

3



Ref. No.	L.O.N.	(Relative ref. Number) Description	F.R.T.
1		(3,4,5) IMPELLER, PUMP .....	0.9
2	1141B9	(30) HOUSING, IMPELLER .....	0.9
6	1141B7	(31,32) HOUSING, WATER PUMP .....	1.0
7	1141D1	TUBE, WATER .....	1.9
9	2101P6	ROD, SHIFT .....	1.0
11	2101P7	ROD A, SHIFT .....	0.8
12	2101V2	(10,21,29) HOLDER, SHIFT ROD .....	1.0
14	2191A9	SHAFT, VERTICAL .....	1.7
15	2191B5	SLINGER, OIL .....	1.5
16	2091B5	GEAR, VERTICAL SHAFT PINION ..	1.5
26	2191A1	(22) BEARING, VERTICAL SHAFT .....	1.7
27	2191B1	WATER SEAL, VERTICAL SHAFT ...	1.0
		.NOTE: Same time for two units	
28	2101V3	WATER SEAL, SHIFT ROD .....	1.0
		.NOTE: Same time for two units	
35	1141B8	PUMP KIT, IMPELLER .....	0.9
36	1141P1	PUMP KIT, IMPELLER(A) .....	1.0

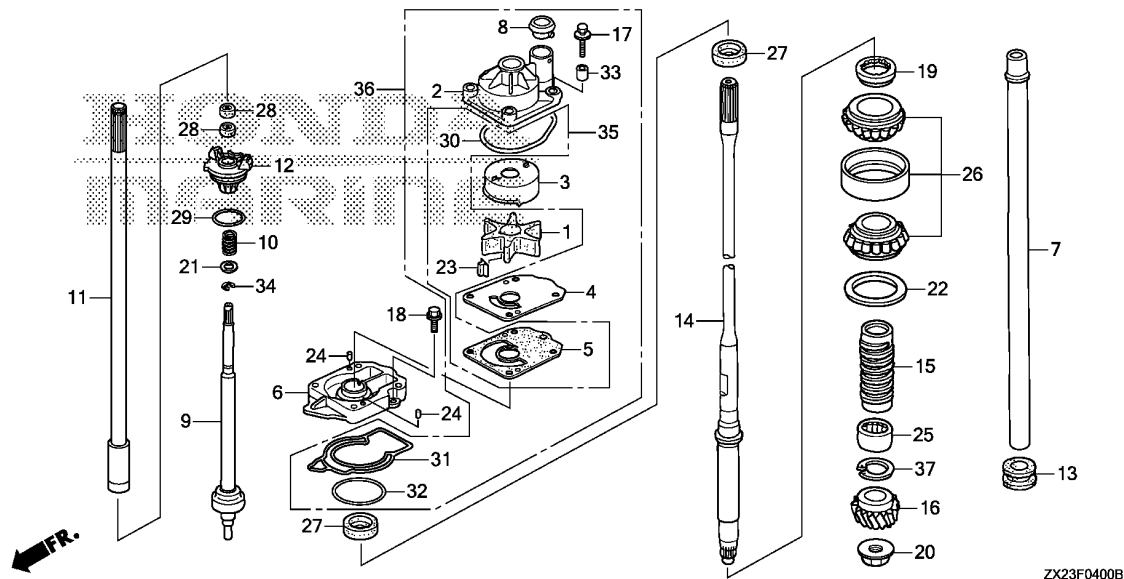
Ref. No.	Part No.	Description	Reqd. QTY	Serial No.	Parts catalogue code
			BF 250 A		
1	19210-ZY3-003	IMPELLER, PUMP .....	1		
2	19221-ZY3-010	HOUSING, IMPELLER .....	1		
3	19223-ZY3-000	LINER, PUMP .....	1		
4	19231-ZY3-000	COVER, IMPELLER .....	1		
5	19234-ZX2-C00	GASKET B, IMPELLER .....	1		
6	19241-ZX2-C00	HOUSING, WATER PUMP .....	1		
7	19251-ZY3-000	TUBE, WATER(L) .....	1	-----	LD,LU
	19251-ZY3-611	TUBE, WATER(XL) .....	1	-----	XCD,XCT,XCU,XD,XT,XU
	19251-ZY3-621	TUBE, WATER(XXL) .....	1	-----	XXCD,XXCU,XXD,XXT,XXU
8	19253-ZY3-000	RING, WATER TUBE SEAL .....	1		
9	24310-ZY3-C00	ROD COMP., SHIFT .....	1	-----	LD,LU,XD,XT,XU,XXD,XXT,XXU
	24310-ZY3-E00	ROD COMP., SHIFT (COUNTER ROTATION)	1	-----	XCD,XCT,XCU,XXCD,XXCU
10	24318-ZY3-000	SPRING, SHIFT ROD .....	1		
11	24320-ZY6-000	ROD COMP. A, SHIFT(L) .....	1	-----	LD,LU
	24320-ZY6-610	ROD COMP. A, SHIFT(XL) .....	1	-----	XCD,XCT,XCU,XD,XT,XU
	24320-ZY3-A20	ROD COMP. A, SHIFT(XXL) .....	1	-----	XXCD,XXCU,XXD,XXT,XXU
12	24343-ZW1-B02	HOLDER, SHIFT ROD .....	1		
13	40204-ZY3-000	GROMMET, EXTENSION CASE .....	1		
14	41112-ZX2-C00	SHAFT, VERTICAL(L) .....	1	-----	LD,LU
	41112-ZX2-C10	SHAFT, VERTICAL(XL) .....	1	-----	XCD,XCT,XCU,XD,XT,XU
	41112-ZX2-C20	SHAFT, VERTICAL(XXL) .....	1	-----	XXCD,XXCU,XXD,XXT,XXU
15	41116-ZY3-000	SLINGER, OIL .....	1		
16	41131-ZX2-C00	GEAR, PINION .....	1	-----	LD,LU,XD,XT,XU,XXD,XXT,XXU
	41131-ZX2-E00	GEAR, PINION(COUNTER ROTATION)	1	-----	XCD,XCT,XCU,XXCD,XXCU
17	90105-ZX2-C00	BOLT, WASHER, .....	4		



F-4

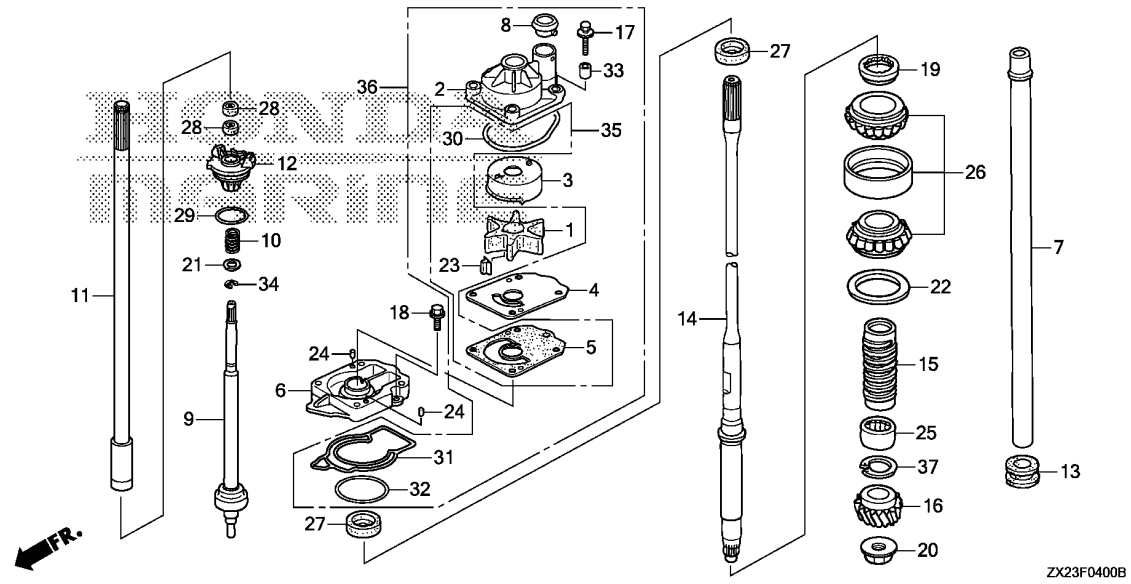
WATER PUMP/VERTICAL SHAFT

G10



ZX23F0400B

Ref. No.	Part No.	Description	Reqd. QTY		Serial No.	Parts catalogue code
			BF	A		
18	90215-HW1-671	BOLT, FLANGE, 6X16 .....	1			
19	90301-ZX2-C00	NUT, LOCK, 68MM .....	1			
20	90303-ZX2-C00	NUT, HEX., 18MM .....	1			
21	90472-723-000	WASHER, PLAIN, 12MM .....	1			
22	90518-ZX2-C00	SHIM A, GEAR(0.10) .....	1			
	90519-ZX2-C00	SHIM B, GEAR(0.15) .....	1			
	90520-ZX2-C00	SHIM C, GEAR(0.30) .....	1			
	90521-ZX2-C00	SHIM D, GEAR(0.50) .....	1			
23	90752-ZY3-003	KEY, WOODRUFF .....	1			
24	90756-ZV5-000	DOWEL PIN, 6X10 .....	2			
25	91053-ZX2-C01	BEARING, NEEDLE, 30.5X47X37 ..	1			
26	91056-ZX2-C01	BEARING, TAPER ROLLER, 32X66X49	1			
27	91251-ZY3-C01	SEAL, WATER, 26X42X7 .....	2			
28	91254-ZY3-003	SEAL, WATER, 12X21X6 .....	2			
29	91308-MJ0-003	O-RING .....	1			
30	91356-ZY3-003	O-RING, WATER PUMP .....	1			
31	91358-ZX2-C00	O-RING, WATER PUMP HOUSING ..	1			
32	91359-ZX2-C00	O-RING, 65.4X2.4 .....	1			
33	91551-ZY3-000	COLLAR, DISTANCE .....	4			
34	94540-10019	E-RING, 10MM .....	1			
35	06192-ZX2-C00	PUMP KIT, IMPELLER .....	(1)			
36	06193-ZX2-C00	PUMP KIT, IMPELLER .....	(1)			

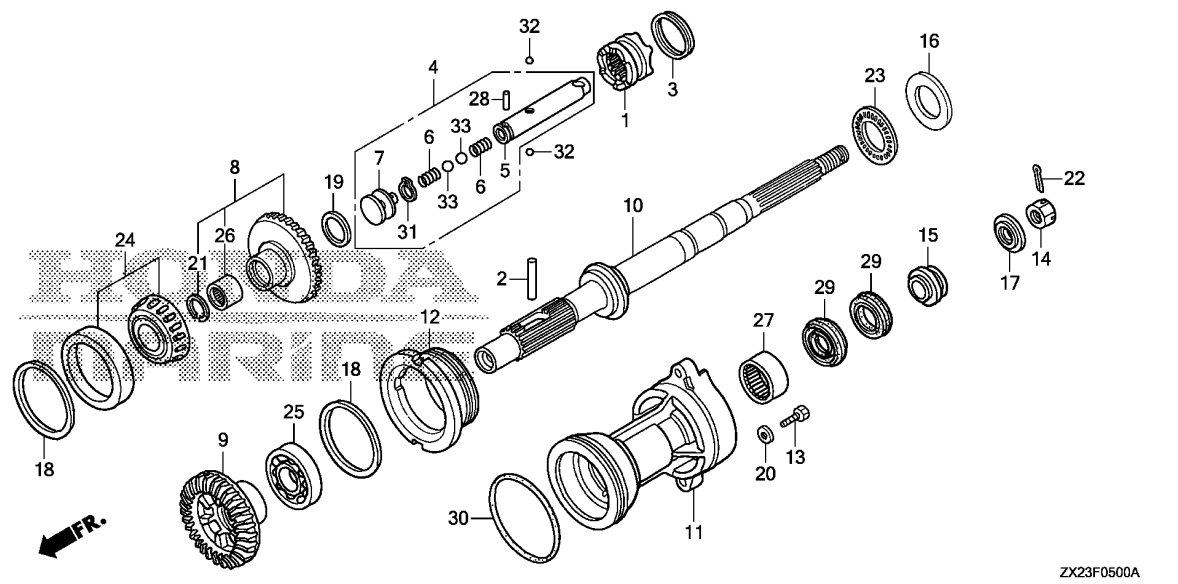


Ref. No.	Part No.	Description	Reqd. QTY		Serial No.	Parts catalogue code
			BF	250		
				A		
37	94520-47000	CIRCLIP, INTERNAL, 47MM .....	1		----- LD,LU,XCT,XD,XT,XU,XXT	
			1		1001021 ----- XXD,XXU	
			1		8000270 ----- XCD,XCU	
			1		8000340 ----- XXCD,XXCU	

F-5

PROPELLER SHAFT

G12



Ref. No.	L.O.N.	(Relative ref. Number) Description	F.R.T.
1	2191B3	SHIFTER, CLUTCH	1.2
4		(32)	
4	2191C8	SLIDER ASSEMBLY, SHIFT	1.2
5	2191B0	SLIDER, SHIFT	1.3
7		(6,31,33)	
7	2191B7	PLATE, SHIFT	1.3
8	2091A6	GEAR, PROPELLER SHAFT BEVEL :FRONT	1.5
9	2091A7	GEAR, PROPELLER SHAFT BEVEL :REAR	1.7
10	2131K1	SHAFT, PROPELLER	1.5
11	2191A6	HOLDER, PROPELLER SHAFT	1.8
24	2191A0	BEARING, PROPELLER SHAFT :FRONT	1.5
25	2191B8	BEARING, PROPELLER SHAFT :REAR	1.7
27	2131P4	BEARING, PROPELLER SHAFT NEEDLE	1.7
29	2131P3	WATER SEAL, PROPELLER SHAFT	1.6
30	2191B6	O-RING, PROPELLER SHAFT HOLDER	1.1

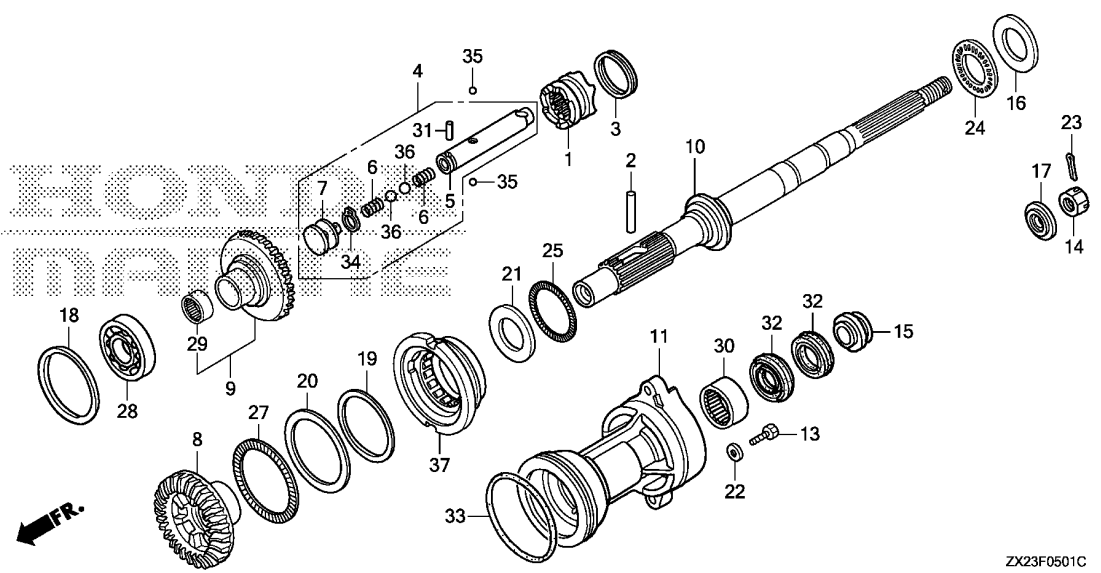
ZX23F0500A

Ref. No.	Part No.	Description	Reqd. QTY	Serial No.	Parts catalogue code
			BF 250 A		
1	24101-ZX2-C00	SHIFTER, CLUTCH	1	-----	LD,LU,XD,XT,XU,XXD,XXT,XXU
2	24102-ZY3-000	PIN, SHIFTER, 8X50	1	-----	LD,LU,XD,XT,XU,XXD,XXT,XXU
3	24103-ZY3-000	RING, CROSS PIN	1	-----	LD,LU,XD,XT,XU,XXD,XXT,XXU
4	24113-ZY3-A01	SLIDER COMP., SHIFT	1	-----	LD,LU,XD,XT,XU,XXD,XXT,XXU
5	24122-ZY3-A01	SLIDER, SHIFT	1	-----	LD,LU,XD,XT,XU,XXD,XXT,XXU
6	24123-ZY3-000	SPRING, SHIFT	2	-----	LD,LU,XD,XT,XU,XXD,XXT,XXU
7	24124-ZY3-310	PLATE, SHIFT	1	-----	LD,LU,XD,XT,XU,XXD,XXT,XXU
8	41140-ZX2-C00	GEAR COMP., BEVEL(FORWARD) (24T)	1	-----	LD,LU,XD,XT,XU,XXD,XXT,XXU
9	41151-ZX2-C00	GEAR, BEVEL(REVERSE)(24T)	1	-----	LD,LU,XD,XT,XU,XXD,XXT,XXU
10	41161-ZX2-C00	SHAFT, PROPELLER	1	-----	LD,LU,XD,XT,XU,XXD,XXT,XXU
11	41201-ZX2-C00ZA	HOLDER, PROPELLER SHAFT *NHB14M* AQUA MARINE SILVER METALLIC	1	-----	LD,LU,XD,XT,XU,XXD,XXT,XXU
12	41202-ZX2-C00	HOLDER, BEARING	1	-----	LD,LU,XD,XT,XU,XXD,XXT,XXU
13	90123-ZY3-000	BOLT, HEX., 12X45	2	-----	LD,LU,XD,XT,XU,XXD,XXT,XXU
14	90301-ZW1-B00	NUT, CASTLE, 18MM	1	-----	LD,LU,XD,XT,XU,XXD,XXT,XXU
15	90506-ZY3-000	WASHER, PROPELLER THRUST	1	-----	LD,LU,XD,XT,XU,XXD,XXT,XXU
16	90509-ZW5-711	WASHER, THRUST BEARING	1	-----	LD,LU,XD,XT,XU,XXD,XXT,XXU
17	90512-ZY3-000	WASHER, PROPELLER	1	-----	LD,LU,XD,XT,XU,XXD,XXT,XXU
18	90528-ZX2-C00	SHIM A, BEVEL(0.10)	2	-----	LD,LU,XD,XT,XU,XXD,XXT,XXU
	90529-ZX2-C00	SHIM B, BEVEL(0.15)	2	-----	LD,LU,XD,XT,XU,XXD,XXT,XXU
	90530-ZX2-C00	SHIM C, BEVEL(0.30)	2	-----	LD,LU,XD,XT,XU,XXD,XXT,XXU
	90531-ZX2-C00	SHIM D, BEVEL(0.50)	2	-----	LD,LU,XD,XT,XU,XXD,XXT,XXU
19	90548-ZY3-000	SHIM A, THRUST(2.75)	1	-----	LD,LU,XD,XT,XU,XXD,XXT,XXU
	90549-ZY3-000	SHIM B, THRUST(2.80)	1	-----	LD,LU,XD,XT,XU,XXD,XXT,XXU

3

Ref. No.	Part No.	Description	Reqd. QTY		Serial No.	Parts catalogue code
			BF	250		
19)	90550-ZY3-000	SHIM C, THRUST(2.85) .....	1	-----	-----	LD,LU,XD,XT,XU,XXD,XXT,XXU
	90551-ZY3-000	SHIM D, THRUST(2.90) .....	1	-----	-----	LD,LU,XD,XT,XU,XXD,XXT,XXU
	90552-ZY3-000	SHIM E, THRUST(2.95) .....	1	-----	-----	LD,LU,XD,XT,XU,XXD,XXT,XXU
	90553-ZY3-000	SHIM F, THRUST(3.00) .....	1	-----	-----	LD,LU,XD,XT,XU,XXD,XXT,XXU
	90554-ZY3-000	SHIM G, THRUST(3.05) .....	1	-----	-----	LD,LU,XD,XT,XU,XXD,XXT,XXU
	90555-ZY3-000	SHIM H, THRUST(3.10) .....	1	-----	-----	LD,LU,XD,XT,XU,XXD,XXT,XXU
	90556-ZY3-000	SHIM I, THRUST(2.70) .....	1	-----	-----	LD,LU,XD,XT,XU,XXD,XXT,XXU
	90557-ZY3-000	SHIM J, THRUST(2.65) .....	1	-----	-----	LD,LU,XD,XT,XU,XXD,XXT,XXU
	90558-ZY3-000	SHIM K, THRUST(2.60) .....	1	-----	-----	LD,LU,XD,XT,XU,XXD,XXT,XXU
	90559-ZY3-000	SHIM L, THRUST(2.55) .....	1	-----	-----	LD,LU,XD,XT,XU,XXD,XXT,XXU
	90560-ZY3-000	SHIM M, THRUST(2.50) .....	1	-----	-----	LD,LU,XD,XT,XU,XXD,XXT,XXU
20	90559-ZV5-000	WASHER, PLAIN, 12MM .....	2	-----	-----	LD,LU,XD,XT,XU,XXD,XXT,XXU
21	90651-ZX2-C00	RING, SETTING(39) .....	1	-----	-----	LD,LU,XD,XT,XU,XXD,XXT,XXU
22	90758-ZW1-B00	PIN, SPLIT, 4.0 .....	1	-----	-----	LD,LU,XD,XT,XU,XXD,XXT,XXU
23	91005-PT2-N01	BEARING, THRUST(F) .....	1	-----	-----	LD,LU,XD,XT,XU,XXD,XXT,XXU
24	91051-ZX2-C01	BEARING, TAPER ROLLER, 60X100X30	1	-----	-----	LD,LU,XD,XT,XU,XXD,XXT,XXU
25	91055-ZX2-C01	BEARING, RADIAL BALL, 55X100X21	1	-----	-----	LD,LU,XD,XT,XU,XXD,XXT,XXU
26	91056-ZY3-711	BEARING, NEEDLE, 28X39X30 ...	1	-----	-----	LD,LU,XD,XT,XU,XXD,XXT,XXU
27	91057-ZY3-003	BEARING, NEEDLE, 32X42X30 ...	1	-----	-----	LD,LU,XD,XT,XU,XXD,XXT,XXU
28	91151-ZY3-000	ROLLER, 3X13.8 .....	1	-----	-----	LD,LU,XD,XT,XU,XXD,XXT,XXU
29	91252-ZZ3-003	SEAL, WATER, 30X45X7 .....	2	-----	-----	LD,LU,XD,XT,XU,XXD,XXT,XXU
30	91351-ZX2-C00	O-RING, 121X3.1 .....	1	-----	-----	LD,LU,XD,XT,XU,XXD,XXT,XXU
31	94510-15000	CIRCLIP, EXTERNAL, 15MM .....	1	-----	-----	LD,LU,XD,XT,XU,XXD,XXT,XXU
32	96211-07000	BALL, STEEL, #7(7/32) .....	2	-----	-----	LD,LU,XD,XT,XU,XXD,XXT,XXU
33	96211-12000	BALL, STEEL, #12(3/8) .....	2	-----	-----	LD,LU,XD,XT,XU,XXD,XXT,XXU





Ref. No.	L.O.N.	(Relative ref. Number) Description	F.R.T.
1	2191B3	SHIFTER, CLUTCH	1.2
4		(35)	
4	2191C8	SLIDER ASSEMBLY, SHIFT	1.2
5	2191B0	SLIDER, SHIFT	1.3
7		(6,34,36)	
7	2191B7	PLATE, SHIFT	1.3
8		(27)	
8	2091P1	GEAR, PROPELLER SHAFT BEVEL(A) :REAR	1.5
9	2091A6	GEAR, PROPELLER SHAFT BEVEL :FRONT	1.5
10	2131K1	SHAFT, PROPELLER	1.5
11	2191A6	HOLDER, PROPELLER SHAFT	1.8
28	2191A0	BEARING, PROPELLER SHAFT :FRONT	1.5
30	2131P4	BEARING, PROPELLER SHAFT NEEDLE	1.7
32	2131P3	WATER SEAL, PROPELLER SHAFT	1.6
		.NOTE: Same time for two units	
33	2191B6	O-RING, PROPELLER SHAFT HOLDER	1.1
37	2191E1	HOLDER ASSEMBLY, PROPELLER SHAFT BEARING	1.5

ZX23F0501C

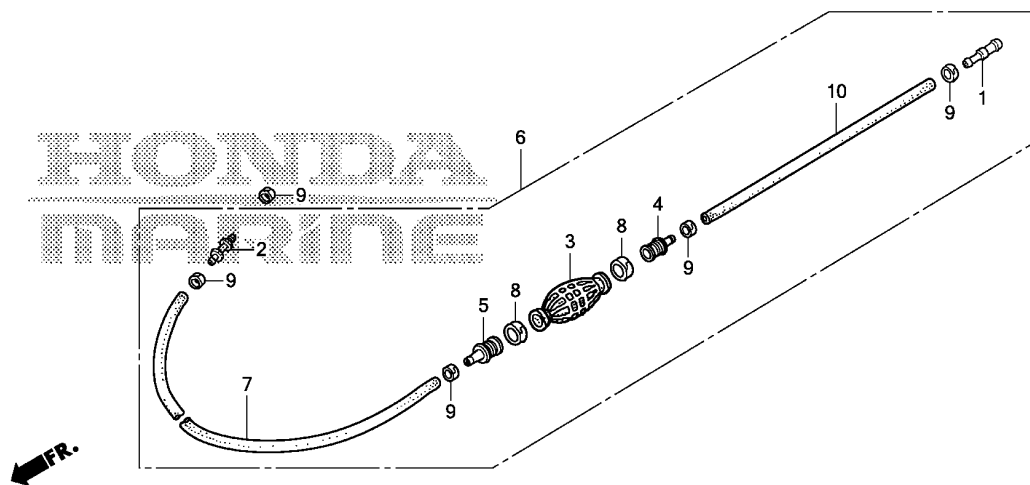
Ref. No.	Part No.	Description	Reqd. QTY	Serial No.	Parts catalogue code
			BF 250 A		
1	24101-ZX2-C00	SHIFTER, CLUTCH	1	-----	XCD,XCT,XCU,XXCD,XXCU
2	24102-ZY3-000	PIN, SHIFTER, 8X50	1	-----	XCD,XCT,XCU,XXCD,XXCU
3	24103-ZY3-000	RING, CROSS PIN	1	-----	XCD,XCT,XCU,XXCD,XXCU
4	24113-ZY3-A01	SLIDER COMP., SHIFT	1	-----	XCD,XCT,XCU,XXCD,XXCU
5	24122-ZY3-A01	SLIDER, SHIFT	1	-----	XCD,XCT,XCU,XXCD,XXCU
6	24123-ZY3-000	SPRING, SHIFT	2	-----	XCD,XCT,XCU,XXCD,XXCU
7	24124-ZY3-310	PLATE, SHIFT	1	-----	XCD,XCT,XCU,XXCD,XXCU
8	41141-ZX2-E00	GEAR, BEVEL(FORWARD)(24T) (COUNTER ROTATION)	1	-----	XCD,XCT,XCU,XXCD,XXCU
9	41150-ZX2-E00	GEAR COMP., BEVEL(REVERSE) (24T)(COUNTER ROTATION)	1	-----	XCD,XCT,XCU,XXCD,XXCU
10	41161-ZX2-E00	SHAFT, PROPELLER	1	-----	XCD,XCT,XCU,XXCD,XXCU
11	41201-ZX2-C00ZA	HOLDER, PROPELLER SHAFT *NHB14M*	1	-----	XCD,XCT,XCU,XXCD,XXCU
		AQUA MARINE SILVER METALLIC	1	-----	XCD,XCT,XCU,XXCD,XXCU
13	90123-ZY3-000	BOLT, HEX., 12X45	2	-----	XCD,XCT,XCU,XXCD,XXCU
14	90301-ZW1-B00	NUT, CASTLE, 18MM	1	-----	XCD,XCT,XCU,XXCD,XXCU
15	90506-ZY3-000	WASHER, PROPELLER THRUST	1	-----	XCD,XCT,XCU,XXCD,XXCU
16	90509-ZW5-711	WASHER, THRUST BEARING	1	-----	XCD,XCT,XCU,XXCD,XXCU
17	90512-ZY3-000	WASHER, PROPELLER	1	-----	XCD,XCT,XCU,XXCD,XXCU
18	90528-ZX2-C00	SHIM A, BEVEL(0.10)	1	-----	XCD,XCT,XCU,XXCD,XXCU
	90529-ZX2-C00	SHIM B, BEVEL(0.15)	1	-----	XCD,XCT,XCU,XXCD,XXCU
	90530-ZX2-C00	SHIM C, BEVEL(0.30)	1	-----	XCD,XCT,XCU,XXCD,XXCU
	90531-ZX2-C00	SHIM D, BEVEL(0.50)	1	-----	XCD,XCT,XCU,XXCD,XXCU
19	90528-ZX2-E00	SHIM A, BEVEL(0.10) (COUNTER ROTATION)	1	-----	XCD,XCT,XCU,XXCD,XXCU

Ref. No.	Part No.	Description	Reqd. QTY		Serial No.	Parts catalogue code
			BF	A		
19)	90529-ZX2-E00	SHIM B, BEVEL(0.15) (COUNTER ROTATION)	1	-----	-----	XCD,XCT,XCU,XXCD,XXCU
	90530-ZX2-E00	SHIM C, BEVEL(0.30) (COUNTER ROTATION)	1	-----	-----	XCD,XCT,XCU,XXCD,XXCU
	90531-ZX2-E00	SHIM D, BEVEL(0.50) (COUNTER ROTATION)	1	-----	-----	XCD,XCT,XCU,XXCD,XXCU
20	90541-ZX2-E01	WASHER, THRUST, 85X110X2 .....	1	-----	-----	XCD,XCT,XCU,XXCD,XXCU
21	90542-ZX2-E01	WASHER, THRUST, 48X74X3 (COUNTER ROTATION)	1	-----	-----	XCD,XCT,XCU,XXCD,XXCU
22	90559-ZV5-000	WASHER, PLAIN, 12MM .....	2	-----	-----	XCD,XCT,XCU,XXCD,XXCU
23	90758-ZW1-B00	PIN, SPLIT, 4.0 .....	1	-----	-----	XCD,XCT,XCU,XXCD,XXCU
24	91005-PT2-N01	BEARING, THRUST(F) .....	1	-----	-----	XCD,XCT,XCU,XXCD,XXCU
25	91033-PG4-013	BEARING, NEEDLE, 50X72X4.5 ..	1	-----	-----	XCD,XCT,XCU,XXCD,XXCU
27	91054-ZX2-E01	BEARING, THRUST NEEDLE, 85X110X4	1	-----	-----	XCD,XCT,XCU,XXCD,XXCU
28	91055-ZX2-C01	BEARING, RADIAL BALL, 55X100X21	1	-----	-----	XCD,XCT,XCU,XXCD,XXCU
29	91056-ZY3-711	BEARING, NEEDLE, 28X39X30 ...	1	-----	-----	XCD,XCT,XCU,XXCD,XXCU
30	91057-ZY3-003	BEARING, NEEDLE, 32X42X30 ...	1	-----	-----	XCD,XCT,XCU,XXCD,XXCU
31	91151-ZY3-000	ROLLER, 3X13.8 .....	1	-----	-----	XCD,XCT,XCU,XXCD,XXCU
32	91252-ZZ3-003	SEAL, WATER, 30X45X7 .....	2	-----	-----	XCD,XCT,XCU,XXCD,XXCU
33	91351-ZX2-C00	O-RING, 121X3.1 .....	1	-----	-----	XCD,XCT,XCU,XXCD,XXCU
34	94510-15000	CIRCLIP, EXTERNAL, 15MM .....	1	-----	-----	XCD,XCT,XCU,XXCD,XXCU
35	96211-07000	BALL, STEEL, #7(7/32) .....	2	-----	-----	XCD,XCT,XCU,XXCD,XXCU
36	96211-12000	BALL, STEEL, #12(3/8) .....	2	-----	-----	XCD,XCT,XCU,XXCD,XXCU
37	41200-ZX2-E00	HOLDER ASSY., BEARING (COUNTER ROTATION)	1	-----	-----	XCD,XCT,XCU,XXCD,XXCU

F-6

FUEL TUBE(1)

G16



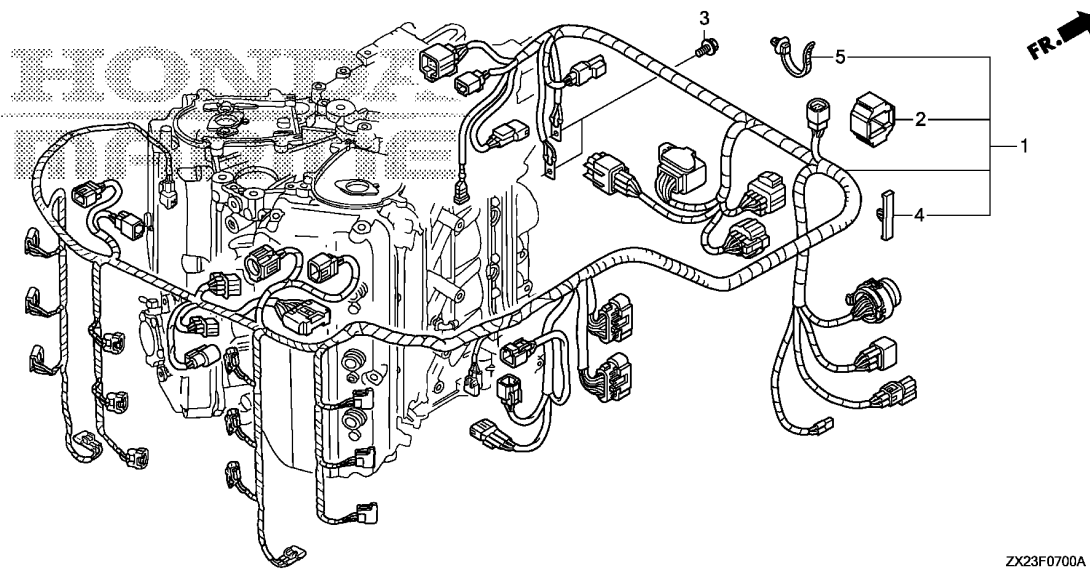
ZX23F0600A

Ref. No.	L.O.N.	(Relative ref. Number) Description	F.R.T.
----------	--------	------------------------------------	--------

NO INFORMATION .....

3

Ref. No.	Part No.	Description	Reqd. QTY	Serial No.	Parts catalogue code
			BF 250 A		
1	16966-MR1-000	JOINT, FUEL TUBE .....	1		
2	16966-MR5-000	JOINT, FUEL TUBE .....	1		
3	17661-921-010	BULB, PRIMER .....	1		
4	17665-ZX2-003	VALVE COMP., IN. ....	1		
5	17680-ZX2-003	VALVE COMP., OUTLET .....	1		
6	17700-ZX2-000	TUBE ASSY., FUEL TANK .....	1		
7	17701-ZV5-000	TUBE, FUEL LONG(7.3X2000) ...	1		
8	17703-921-010	BAND, TUBE CLIP, 20MM .....	2		
9	17704-ZV4-010	BAND, TUBE CLIP, 12.5MM .....	5		
10	95001-75500-40	TUBE, FUEL, 7.3X500 (95001-75001-60M)	1		



Ref. No.	L.O.N. (Relative ref. Number)	Description	F.R.T.
1	6111C3	HARNESS, MAIN WIRE .....	2.0

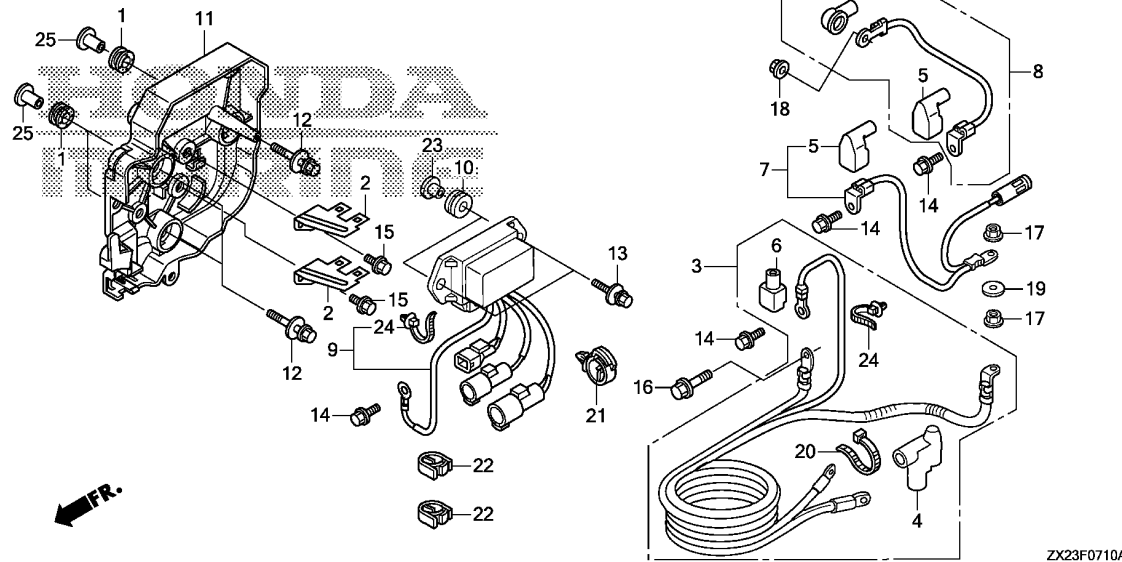
Ref. No.	Part No.	Description	Reqd. QTY	Serial No.	Parts catalogue code
			BF 250 A		
1	32100-ZX2-000	HARNESS ASSY., MAIN WIRE .....	1	-----	LD,LU,XCD,XCU,XD,XU,XXCD,XXCU,XXD,XXU
	32100-ZY3-K70	.....	1	-----	XCT,XT,XXT
2	32127-ZZ3-000	SUSPENSION, COUPLER .....	1		
3	90013-ZW9-000	BOLT, FLANGE, 6X12 .....	2		
4	90653-ZY3-003	CLIP, WIRE HARNESS .....	3		
5	91541-S0A-003	CLIP, HARNESS BAND(BLACK) (145MM)	15		



# F-7-10

# STARTER CABLE

H 2



Ref. No.	L.O.N.	(Relative ref. Number) Description	F.R.T.
3	610115	CABLE, BATTERY STARTER .....	0.5
7	6111K9	CABLE, POWER TILT RELAY .....	0.3
8	6131F5	CORD, ALTERNATOR .....	0.2
9	616149	RELAY, POWER TILT .....	0.4

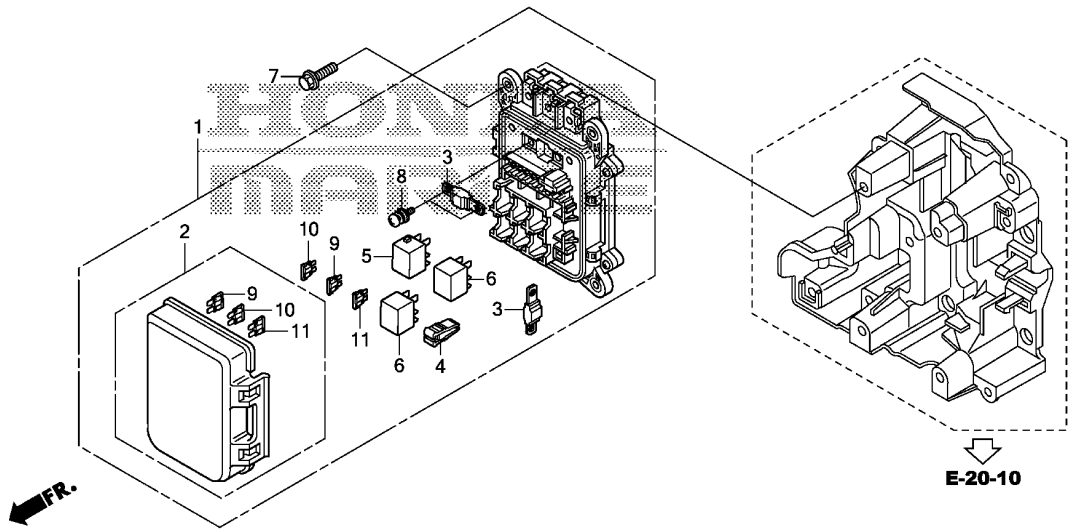
3

Ref. No.	Part No.	Description	Reqd. QTY	Serial No.	Parts catalogue code
			BF 250 A		
1	30419-ZY9-003	GROMMET, ELECTRONIC PARTS CASE	3		
2	32103-ZY9-000	BRACKET C, COUPLER .....	2		
3	32410-ZX2-000	CABLE ASSY., STARTER .....	1		
4	32411-ZY3-003	COVER, STARTER TERMINAL .....	1		
5	32414-ZX2-300	COVER B, TERMINAL(L) .....	2		
6	32414-ZY6-640	COVER B, TERMINAL .....	1		
7	32415-ZX2-000	CABLE ASSY., POWER TILT RELAY	1		
8	32435-ZX2-000	CORD, A.C. GENERATOR .....	1		
9	38550-ZX2-003	RELAY ASSY., POWER TILT .....	1		
10	38551-ZW1-000	GROMMET, RELAY .....	2		
11	38552-ZX2-000	CASE, POWER TILT RELAY .....	1		
12	90003-ZW2-000	BOLT-WASHER, 6X27(CT200) .....	3		
13	90013-ZW1-000	BOLT-WASHER, 6X25 .....	2		
14	90013-ZW9-000	BOLT, FLANGE, 6X12 .....	4		
15	90014-ZW9-000	BOLT, FLANGE, 6X10 .....	2		
16	90107-ZY3-000	BOLT, FLANGE, 8X18 .....	1		
17	90203-ZW1-000	NUT-WASHER, 8MM .....	2		
18	90304-ZY3-000	NUT-WASHER, 6MM .....	1		
19	90405-ZY3-000	WASHER, PLAIN, 8MM .....	1		
20	90620-SB2-003	BAND, WIRE HARNESS .....	1		
21	90681-763-A01	CLIP, WIRE HARNESS .....	1		
22	90683-ZX2-003	CLIP, WIRE HARNESS .....	2		
23	91501-ZZ5-000	COLLAR, MOUNTING(6MM) .....	2		
24	91541-S0A-003	CLIP, HARNESS BAND(BLACK)			
		(145MM)	4		
25	91553-ZV5-010	COLLAR, C.D.I. UNIT CASE .....	3		

# F-7-20

# FUSE BOX/RELAY

H 3



Ref. No.	L.O.N.	(Relative ref. Number) Description	F.R.T.
1	8121D7	BOX, JUNCTION .....	0.3
3	8121A8	FUSE, BLOCK .....	0.1
5	6211F5	RELAY, FUEL PUMP .....	0.2
6	6211B6	RELAY, POWER .....	0.2
9		(10,11)	
	8121A9	FUSE, MINI .....	0.1

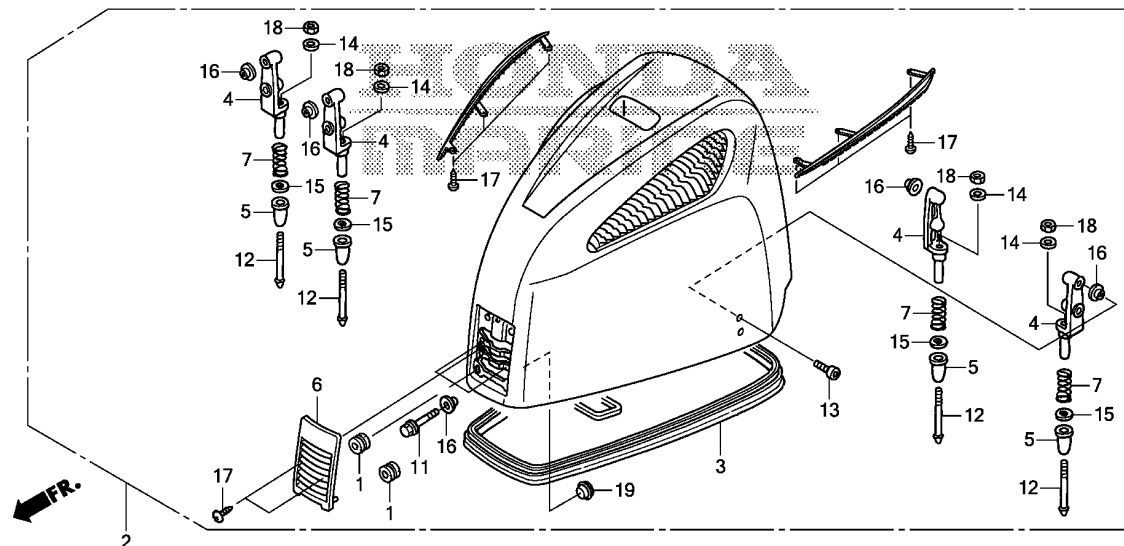
Ref. No.	Part No.	Description	Reqd. QTY	Serial No.	Parts catalogue code
			BF 250 A		
1	32370-ZX2-004	BOX ASSY., JUNCTION .....	1	----- XCT,XT,XXT	
	32370-ZX2-003	.....	1	1001597 LD,LU,XD,XU,XXD,XXU	
		.....	1	8000466 XCD,XCU,XXCD,XXCU	
	32370-ZX2-004	.....	1	1001598 LD,LU,XD,XU,XXD,XXU	
		.....	1	8000467 XCD,XCU,XXCD,XXCU	
2	32371-ZY6-004	COVER COMP., FUSE .....	1	----- XCT,XT,XXT	
	32371-ZY6-003	.....	1	1001597 LD,LU,XD,XU,XXD,XXU	
		.....	1	8000466 XCD,XCU,XXCD,XXCU	
	32371-ZY6-004	.....	1	1001598 LD,LU,XD,XU,XXD,XXU	
		.....	1	8000467 XCD,XCU,XXCD,XXCU	
3	38228-ZX2-003	FUSE, BLOCK(150A) .....	2		
4	38235-ZY6-004	PULLER, MINI FUSE .....	1	----- XCT,XT,XXT	
	38235-ZY6-003	.....	1	1001597 LD,LU,XD,XU,XXD,XXU	
		.....	1	8000466 XCD,XCU,XXCD,XXCU	
	38235-ZY6-004	.....	1	1001598 LD,LU,XD,XU,XXD,XXU	
		.....	1	8000467 XCD,XCU,XXCD,XXCU	
5	39794-SDA-004	RELAY ASSY., FUEL PUMP(DENSO)	1		
6	39794-ZY6-003	RELAY ASSY., POWER(12V-20A) (MICRO ISO 4P)	2		
7	90018-ZW5-000	BOLT, FLANGE, 6X20 .....	4		
8	90135-ZY6-004	SCREW-WASHER, 5X15 .....	2	----- XCT,XT,XXT	
	90135-ZY6-003	.....	2	1001597 LD,LU,XD,XU,XXD,XXU	
		.....	2	8000466 XCD,XCU,XXCD,XXCU	
	90135-ZY6-004	.....	2	1001598 LD,LU,XD,XU,XXD,XXU	
		.....	2	8000467 XCD,XCU,XXCD,XXCU	
9	98200-41000	FUSE, MINI(10A) .....	5		
10	98200-41500	FUSE, MINI(15A) .....	4		
11	98200-43000	FUSE, MINI(30A) .....	3		

3

# F-8

# ENGINE COVER

**H 4**



ZX23F0800B

Ref. No.	L.O.N.	(Relative ref. Number) Description	F.R.T.
2	4141B4	COVER, ENGINE .....	0.2
3	4131H7	SEAL, ENGINE COVER .....	0.2
4	4141N2	BRACKET, HOOK :FRONT .....	0.2
		.NOTE: For each hook bracket	
	4141N3	BRACKET, HOOK :REAR .....	0.1
		.NOTE: For each hook bracket	
	4141N4	BRACKET, HOOK :ALL .....	0.4

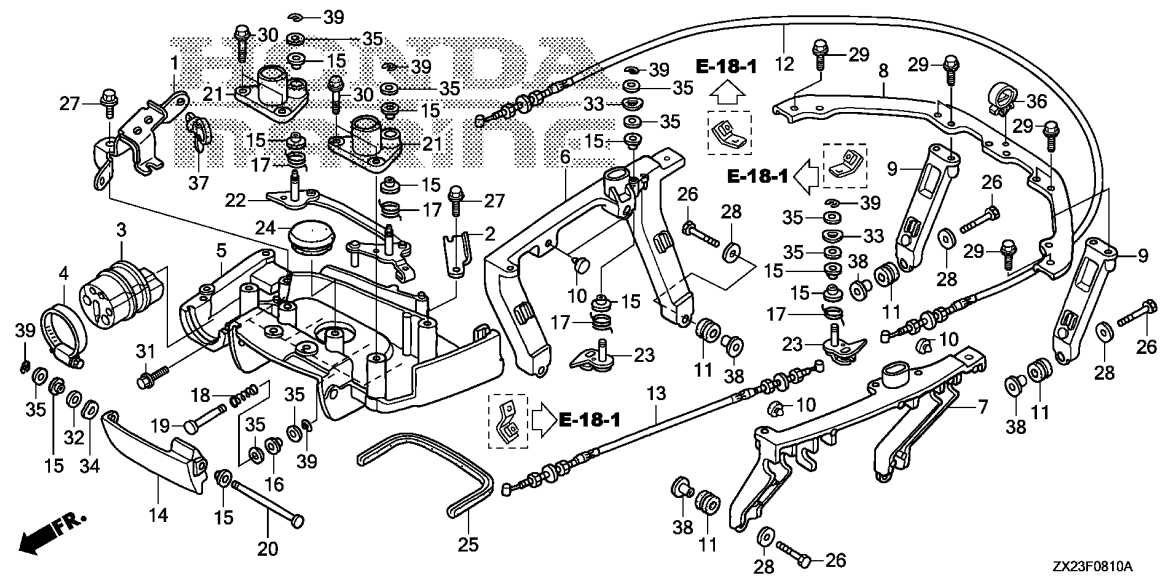
**3**

Ref. No.	Part No.	Description	Reqd. QTY	Serial No.	Parts catalogue code
			BF 250 A		
1	17251-KE8-690	GROMMET, AIR CLEANER CASE ...	4		
2	63100-ZX2-C00ZA	COVER ASSY., ENGINE *NHB14M*			
		AQUA MARINE SILVER METALLIC	1		
3	63102-ZY3-010	SEAL, ENGINE COVER .....	1		
4	63107-ZY3-000	BRACKET, HOOK .....	4		
5	63108-ZY3-000	DAMPER, HOOK .....	4		
6	63111-ZX2-C00ZA	COVER, FR. *NHB14M*			
		AQUA MARINE SILVER METALLIC	1		
7	63119-ZX2-C00	SPRING, LOCK ADJUSTER .....	4		
11	90105-ZW9-000	BOLT, FLANGE, 6X20 .....	4		
12	90109-ZY3-010	BOLT, COVER LOCK .....	4		
13	90133-ZY3-000	BOLT, SOCKET, 6X16 .....	4		
14	90504-921-010	WASHER, PLAIN, 6MM .....	4		
15	90507-ZY3-000	WASHER, PLAIN, 12MM .....	4		
16	91556-ZY3-000	COLLAR, DISTANCE, 6.5X9X3 ...	12		
17	93911-141J0	SCREW, TAPPING, 4X10 .....	8		
18	94002-06490-0S	NUT, HEX., 6MM .....	4		
19	95551-20000	PLUG, BLIND, 20MM .....	1		

# F-8-10

# FR. COVER BRACKET/FR. LOCK SHAFT

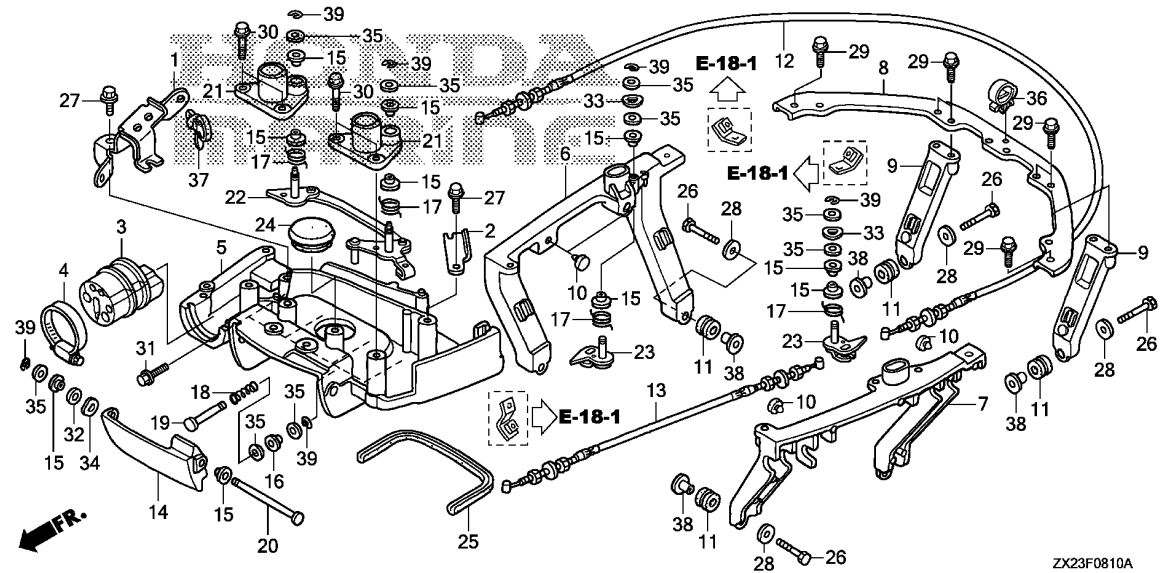
**H 5**



Ref. No.	L.O.N.	(Relative ref. Number) Description	F.R.T.
5	4101B4	BRACKET, COVER :FRONT	1.6
6	4101B6	BRACKET, COVER :RIGHT	0.8
7	4101B5	BRACKET, COVER :LEFT	0.7
8	4101B7	BRACKET A, REAR COVER	0.9
9	4101B8	BRACKET B, REAR COVER :LEFT	0.4
	4101Z7	BRACKET B, REAR COVER :RIGHT	0.6
12	8111B1	CABLE A, COVER LOCK	1.0
13	8111B2	CABLE B, COVER LOCK	0.5
14	4141C7	LEVER, COVER LOCK	0.5
22	4101T1	LOCK, FRONT	0.4

Ref. No.	Part No.	Description	Reqd. QTY	Serial No.	Parts catalogue code
			BF 250 A		
1	32419-ZY3-A00	BRACKET, CABLE	1		
2	32421-ZY3-000	PLATE, STARTER CABLE	1		
3	40105-ZY3-C01	GROMMET A, UNDER CASE	1		
4	40119-ZY3-003	BAND, UNDER CASE GROMMET	1		
5	40154-ZY3-000ZA	BRACKET, FR. COVER	1		
	*NH8*	.....DARK GRAY	1		
6	40155-ZY3-000	BRACKET, R. SIDE COVER	1		
7	40157-ZY3-000	BRACKET, L. SIDE COVER	1		
8	40158-ZY3-000	BRACKET A, RR. COVER	1		
9	40159-ZY3-000	BRACKET B, RR. COVER	2		
10	47117-196-000	RUBBER, STOPPER	4		
11	51640-121-730	RUBBER, FR. CARRIER CUSHION	6		
12	60180-ZY3-C01	CABLE COMP. A, COVER LOCK	1		
13	60185-ZY3-C01	CABLE COMP. B, COVER LOCK	1		
14	63201-ZY3-000ZB	LEVER, COVER LOCK	1		
	*NHB14M*				
	AQUA MARINE SILVER METALLIC		1		
15	63205-ZY3-000	BUSH A, COVER LOCK	10		
16	63208-ZY3-000	BUSH B, COVER LOCK	1		
17	63212-ZY3-000	SPRING, COVER LOCK HOOK	4		
18	63223-ZY3-000	SPRING, LOCK LEVER RETURN	1		
19	63224-ZY3-000	SHAFT, COVER OPEN	1		
20	63225-ZY3-000	SHAFT, FR. LOCK	1		
21	63226-ZY3-000	HOLDER, STRIKER	2		
22	63230-ZY3-C00	LOCK ASSY., FR.	1		

**3**



ZX23F0810A

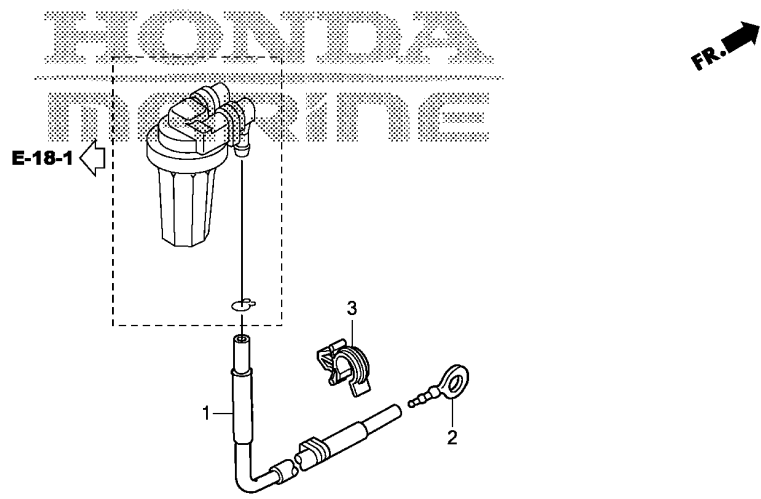
Ref. No.	Part No.	Description	Reqd. QTY	Serial No.	Parts catalogue code
			BF 250 A		
23	63260-ZX2-C00	LOCK COMP., SIDE .....	2		
24	63515-ZC0-700	CAP, L. SIDE COVER .....	1		
25	63729-ZY3-003	SEAL D, UNDER COVER .....	1		
26	90009-ZV5-000	BOLT, HEX., 8X35 .....	6		
27	90021-ZY3-000	BOLT, FLANGE, 6X14 .....	2		
28	90101-ML0-720	WASHER, PLAIN, 8MM .....	6		
29	90102-ZW9-000	BOLT, FLANGE, 6X12 .....	6		
30	90105-ZW9-000	BOLT, FLANGE, 6X20 .....	4		
31	90106-ZY3-A00	BOLT, FLANGE, 8X22 .....	4		
32	90502-MM8-610	WASHER, PLAIN, 10MM .....	1		
33	90502-ZX2-003	WASHER, WAVE, 8MM .....	2		
34	90506-ZW9-000	WASHER, WAVE, 10MM .....	1		
35	90518-921-000	WASHER, PLAIN, 8MM .....	9		
36	90684-ZA0-601	CLIP, HARNESS .....	1		
37	91541-S0A-003	CLIP, HARNESS BAND (BLACK) (145MM)	1		
38	91554-ZW1-000	COLLAR, 8.5X14.5 .....	6		
39	94540-06029	E-RING, 6MM .....	6		

3

F-8-20

FUEL TUBE(2)

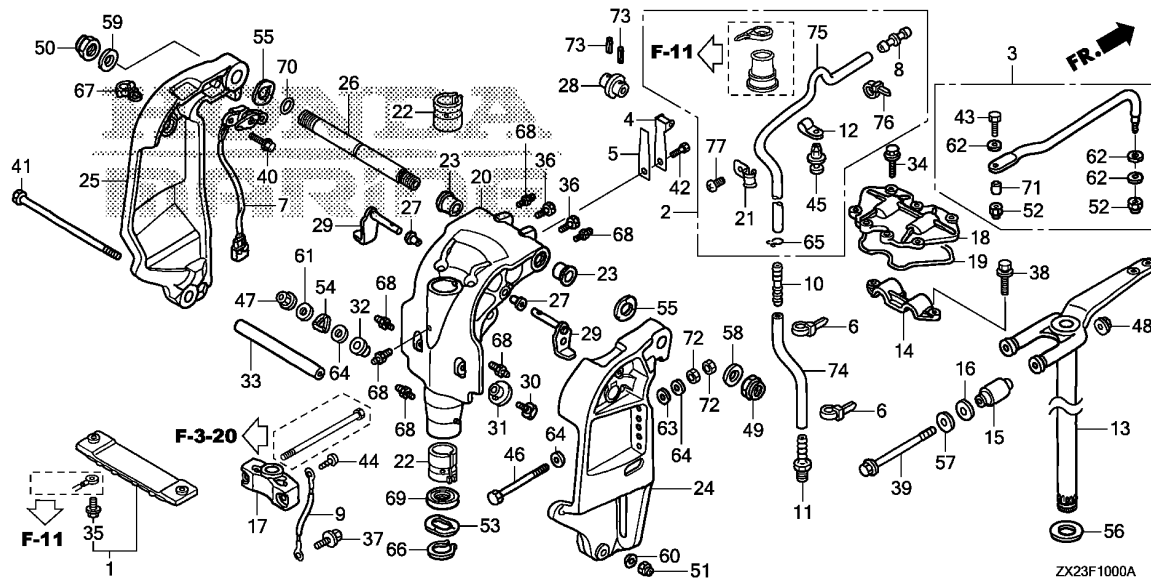
H 7



Ref. No.	L.O.N. (Relative ref. Number)	Description	F.R.T.
1	3101L0	TUBE A, FUEL .....	0.6

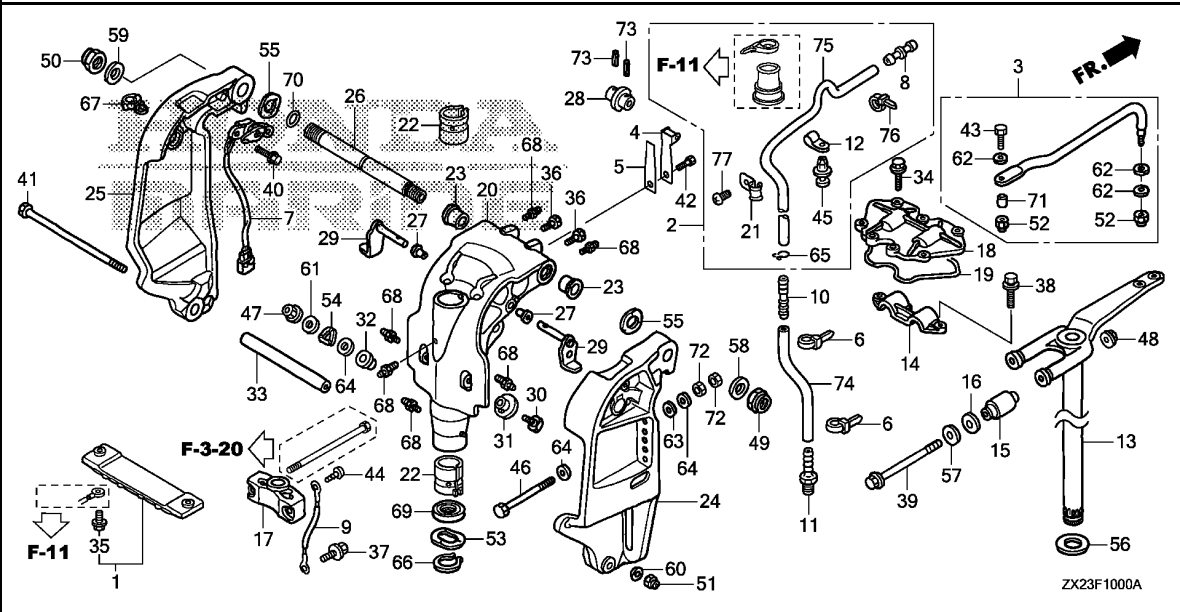
Ref. No.	Part No.	Description	Reqd. QTY	Serial No.	Parts catalogue code
			BF 250 A		
1	16850-ZX2-000	TUBE COMP. A, FUEL .....	1		
2	17738-ZY3-000	PLUG, FUEL TUBE .....	1		
3	80106-GCF-670	HOLDER, ROD(A) .....	1		

3



Ref. No.	L.O.N.	(Relative ref. Number) Description	F.R.T.
1	4131BA	METAL, STERN BRACKET ANODE ...	0.1
7	616151	SENSOR, TRIM ANGLE .....	0.7
13	4101H7	FRAME, MOUNTING .....	7.8
		.INCLUDES: Engine removal and installation	
15	4101CJ	RUBBER, UPPER MOUNTING :LEFT .	6.6
		.INCLUDES: Engine removal and installation	
		.NOTE: Same time for two units	
	4101CK	RUBBER, UPPER MOUNTING :RIGHT	6.6
		.INCLUDES: Engine removal and installation	
		.NOTE: Same time for two units	
17	4101DP	HOUSING, LOWER CENTER MOUNTING	7.8
		.INCLUDES: Engine removal and installation	
18		(19)	
	4101G5	COVER, UPPER MOUNT .....	6.4
		.INCLUDES: Engine removal and installation	
20	4131B1	CASE, SWIVEL .....	7.9
		.INCLUDES: Engine removal and installation	
22	4131N2	LINER, SWIVEL CASE .....	7.8
		.NOTE: Same time for two units	

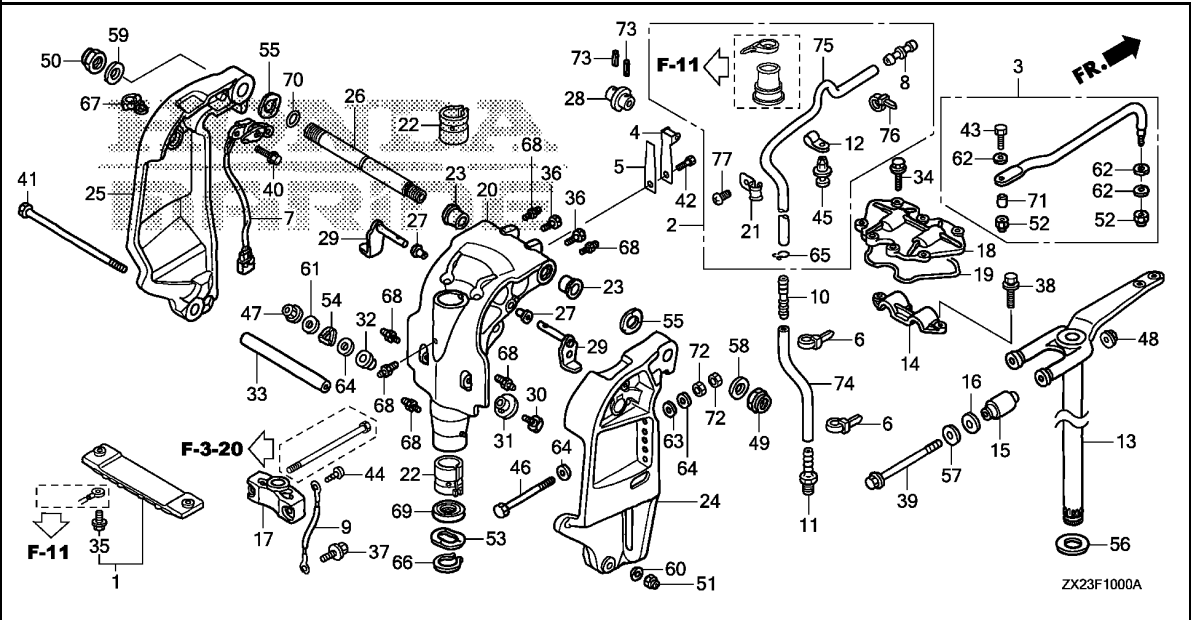
Ref. No.	Part No.	Description	Reqd. QTY	Serial No.	Parts catalogue code
			BF 250 A		
1	06411-ZW1-020	METAL KIT, ANODE .....	(1)		
2	06412-ZY3-000	TUBE KIT, SPEED SENSOR .....	(1)		
3	06532-ZY3-U00	ROD KIT, STEERING .....	(1)		
4	24210-ZV1-010	SPRING COMP., CLICK .....	1		
5	24221-ZV4-010	SPRING, CLICK ASSIST .....	1		
6	32161-KM3-003	BAND, WIRE .....	2		
7	35660-ZY3-003	SENSOR ASSY., TRIM ANGLE .....	1		
8	38562-663-920	JOINT B, WASHER TUBE(MITSUBA)	(1)		
9	40219-ZY3-013	WIRE, LEAD(1.5X116MM) .....	1		
10	41171-ZV5-000	END, NIPPLE .....	1		
11	41172-ZV5-000	NIPPLE, SENSOR .....	1		
12	41179-ZY3-A00	CLAMPER, SENSOR TUBE .....	(2)		
13	50100-ZY3-A01	FRAME COMP., MOUNTING(L) .....	1	----- LD,LU	
	50100-ZY3-A11	FRAME COMP., MOUNTING(XL) .....	1	----- XCD,XCT,XCU,XD,XT,XU,XXCD,XXCU,XXD,XXT,XXU	
14	50109-ZY3-000	HOUSING, UPPER MOUNTING .....	1		
15	50151-ZY3-000	MOUNT COMP., UPPER RUBBER .....	2		
16	50153-ZY3-000	RUBBER, UPPER MOUNT STOPPER .....	2		
17	50161-ZY3-000ZB	HOUSING, LOWER CENTER MOUNTING			
		*NHB14M*			
	50161-ZY3-610	AQUA MARINE SILVER METALLIC	1	----- LD,LU	
		HOUSING, LOWER CENTER MOUNTING			
		(XL)		----- XCD,XCT,XCU,XD,XT,XU,XXCD,XXCU,XXD,XXT,XXU	
18	50166-ZY3-000	COVER, UPPER MOUNT .....	1		
19	50168-ZY3-000	SEAL, UPPER MOUNT COVER .....	1		



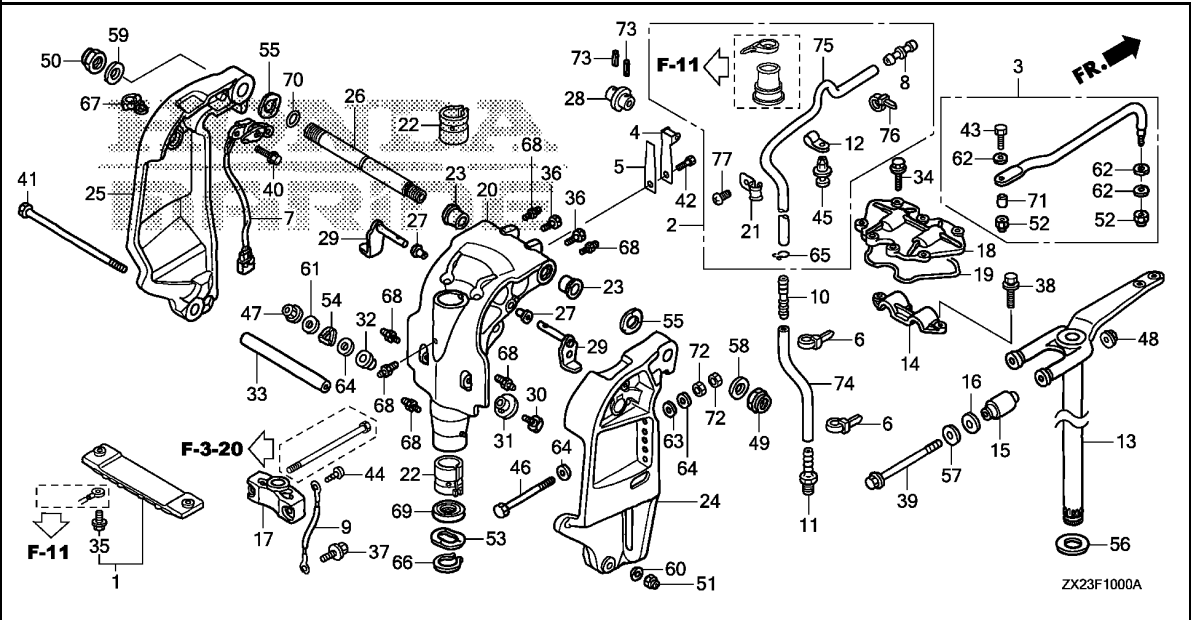
Ref. No.	L.O.N.	(Relative ref. Number) Description	F.R.T.
+22		.INCLUDES: Engine removal and installation	
24	413129	BRACKET, STERN :RIGHT .....	7.3
25	413128	BRACKET, STERN :LEFT .....	7.4
69	4131N3	OIL SEAL, SWIVEL CASE .....	7.8

Ref. No.	Part No.	Description	Reqd. QTY	Serial No.	Parts catalogue code
			BF 250 A		
20	50201-ZY3-C01ZA	CASE, SWIVEL *NHB14M*	1	-----	LD,LU
	50201-ZY3-C11ZA	AQUA MARINE SILVER METALLIC *NHB14M*	1	-----	XCD,XCT,XCU,XD,XT,XU,XXCD,XXCU,XXD,XXT,XXU
21	50209-ZY3-A00	CLAMP, TUBE .....	(2)		
22	50211-ZY3-000	LINER, SWIVEL CASE .....	2		
23	50214-ZY3-000	BUSH, SWIVEL CASE .....	2		
24	50301-ZY3-020ZB	BRACKET, R. STERN *NHB14M*	1		
		AQUA MARINE SILVER METALLIC			
25	50311-ZY3-020ZB	BRACKET, L. STERN *NHB14M*	1		
		AQUA MARINE SILVER METALLIC			
26	50381-ZY3-000	SHAFT, TILTING .....	1		
27	50522-ZY3-000	BUSH, TILT ARM .....	2		
28	50527-ZY3-000	BRACKET, TILTING .....	1		
29	50529-ZY3-000	STOPPER, TILT .....	2		
30	56516-ZY3-A00	RECEIVER, THRUST .....	2		
31	56518-ZY3-A00	BUSH A, THRUST RECEIVE .....	2		
32	56519-ZY3-A00	BUSH B, THRUST RECEIVE .....	2		
33	56539-ZW1-000	COLLAR, LOWER CYLINDER .....	1		
34	90005-ZW9-000	BOLT, FLANGE, 6X20 .....	7		
35	90009-ZW9-000	BOLT, FLANGE, 6X23 .....	2		
36	90102-ZW1-000	BOLT, 1/4-28UNF .....	(2)		

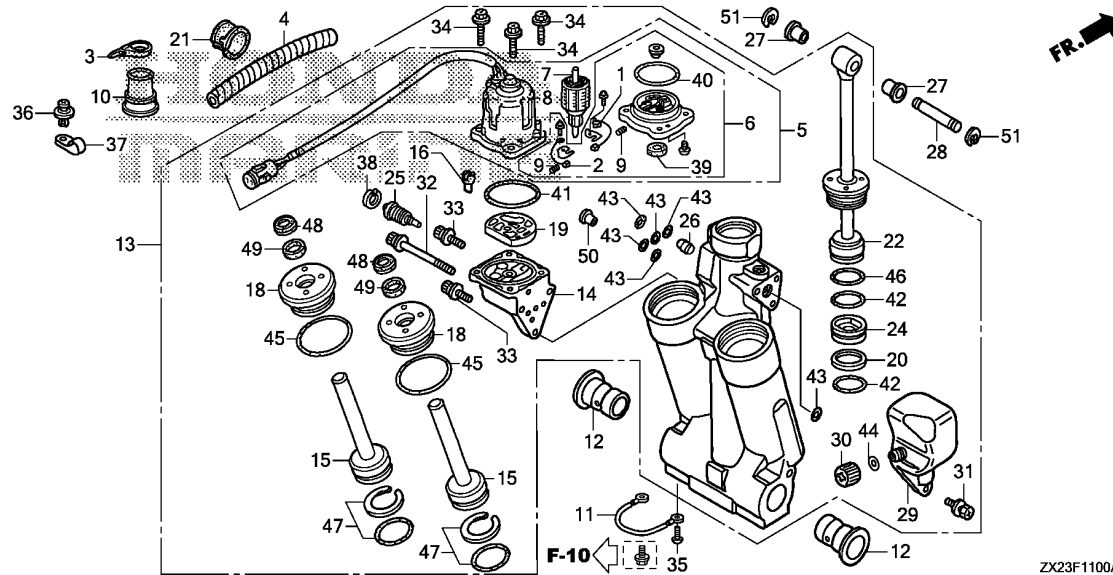




Ref. No.	Part No.	Description	Reqd. QTY		Serial No.	Parts catalogue code
			BF	A		
37	90103-ZW9-010	BOLT, FLANGE, 6X12	1			
38	90103-ZY6-000	BOLT-WASHER, 10X32	3			
39	90104-ZY3-010	BOLT, HEX., 12X200	2			
40	90105-ZW9-000	BOLT, FLANGE, 6X20	2			
41	90108-ZW1-000	BOLT, HEX., 10X235	1			
42	90110-881-000	BOLT, HEX., 6X14	1			
43	90117-ZY3-000	BOLT, 3/8-24UNF	(1)			
44	90119-ZV5-000	SCREW, PAN, 6X8	1			
45	90127-ZV5-003	SCREW, RIVET, 5X10	(2)			
46	90129-ZX2-000	BOLT, HEX., 12X130	6		XCT,XT,XXT	
	90129-ZZ3-000	BOLT, HEX., 12X119	6		1001808 LD,LU,XD,XU,XXD,XXU	
			6		8000502 XCD,XCU,XXCD,XXCU	
	90129-ZX2-000	BOLT, HEX., 12X130	6		1001809 LD,LU,XD,XU,XXD,XXU	
			6		8000503 XCD,XCU,XXCD,XXCU	
47	90205-ZY1-000	NUT, SELF-LOCK, 6MM	2			
48	90302-ZW5-003	NUT, FLANGE, 12MM	2			
49	90304-ZV5-013	NUT, SELF-LOCK(7/8-14UNF)	1			
50	90304-ZW1-013	NUT, SELF-LOCK(25X2.0)	1			
51	90306-ZW4-003	NUT, FLANGE, 10MM	1			
52	90307-ZV5-003	NUT, SELF-LOCK(3/8-24UNF)	(2)			
53	90501-ZV5-000	WASHER, WAVE, 40MM	1			
54	90501-ZY3-A00	WASHER, WAVE, 12MM	2			
55	90502-ZV5-000	WASHER, WAVE, 26MM	2			
56	90504-ZV5-000	WASHER, THRUST, 34MM	1			
57	90504-ZY3-A00	WASHER, UPPER MOUNTING STOPPER	2			



Ref. No.	Part No.	Description	Reqd. QTY		Serial No.	Parts catalogue code
			BF	A		
58	90509-ZY3-000	WASHER, 7/8INCH	1			
59	90510-ZY3-000	WASHER, 25MM	1			
60	90511-921-000	WASHER, PLAIN, 10MM	1			
61	90512-ZV4-000	WASHER, PLAIN, 6MM	2			
62	90514-ZV4-000	WASHER, 10MM	(3)			
63	90552-ZV5-000	WASHER, PLAIN, 12MM	6			
64	90559-ZV5-000	WASHER, PLAIN, 12MM	14			
65	90602-921-000	CLIP, TUBE(B8)	(1)			
66	90651-ZV5-000	CIRCLIP, EXTERNAL, 39MM	1			
67	90681-763-A01	CLIP, WIRE HARNESS	1			
68	90951-ZV7-010	NIPPLE, GREASE	6			
69	91256-ZV5-003	OIL SEAL, 39.5X52X6(ARAI)	1			
70	91352-ZV5-000	O-RING, 15.54X2.26	1			
71	91560-ZY3-000	COLLAR, STEERING ROD	(1)			
72	94001-12490-0S	NUT, HEX., 12MM	12			
73	94305-30203	PIN, SPRING, 3X20	2			
74	95005-50200-30	TUBE, 5X200(95005-50001-30M)	1			
75	95005-50950-30	TUBE, 5X950(95005-50001-30M)	(1)			
76	32161-KM3-003	BAND, WIRE	(1)			
77	90119-ZV5-000	SCREW, PAN, 6X8	(2)			



Ref. No.	L.O.N.	(Relative ref. Number) Description	F.R.T.
5	8171B6	(41) MOTOR, POWER TILT ..... .INCLUDES: Engine removal and installation	8.6
7	8171F4	ARMATURE, POWER TRIM-TILT .... .INCLUDES: Engine removal and installation	8.7
8	8171D2	(40) YOKE, POWER TRIM-TILT ..... .INCLUDES: Engine removal and installation	8.7
11	6111D0	WIRE, LEAD .....	0.1
13	8171C9	TILT, POWER .....	7.6
14	8171C7	(43) PUMP, POWER TRIM-TILT ..... .INCLUDES: Engine removal and installation	8.8
15	8171C1	(18,45,47,48,49) ROD, POWER TRIM-TILT PISTON(B) ..... .INCLUDES: Engine removal and installation	9.5
+19	8171A9	FILTER, POWER TRIM-TILT .....	8.7

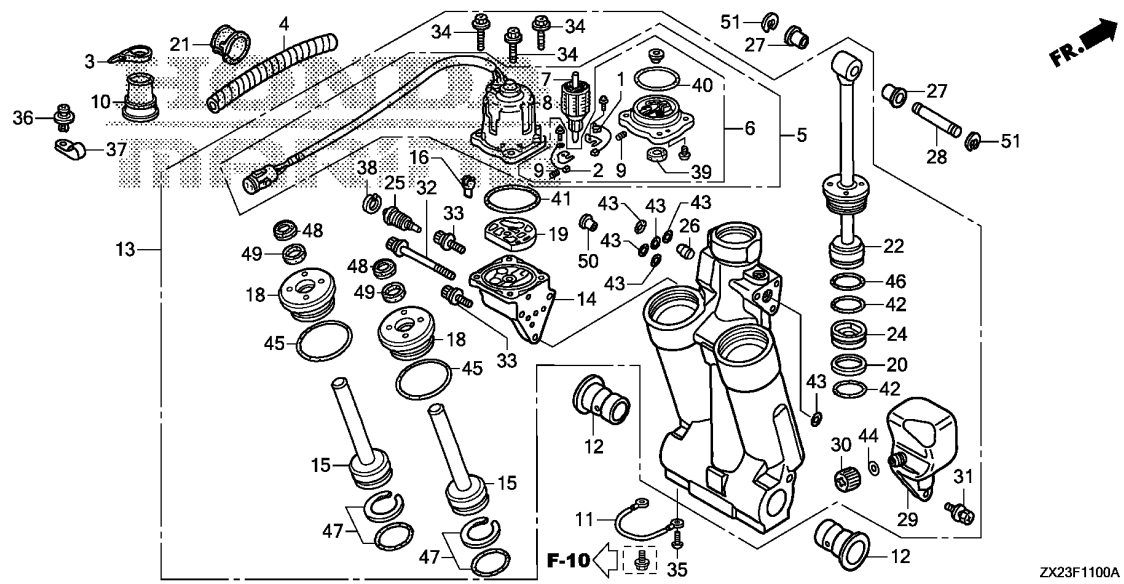
ZX23F1100A

Ref. No.	Part No.	Description	Reqd. QTY	Serial No.	Parts catalogue code
			BF 250 A		
1	30280-ZY3-003	BREAKER ASSY. ....	1		
2	31106-ZY3-003	BRUSH ASSY. ....	1		
3	35701-MG9-950	BAND(BLACK 3.5X140) ....	1		
4	36104-ZW1-003	TUBE, SPIRAL(12X14.6) ....	1		
5	36120-ZX2-003	MOTOR ASSY., POWER TILT ....	1		
6	36122-ZY3-013	BRACKET ASSY. ....	1		
7	36123-ZY3-013	ARMATURE COMP. ....	1		
8	36129-ZX2-003	YOKE ASSY. ....	1		
9	36136-ZV5-821	SPRING, MOTOR .....	2		
10	40107-ZW1-700	GROMMET, UNDER CASE(C) ....	2		
11	40219-ZY3-013	WIRE, LEAD(1.5X116MM) ....	1		
12	50214-ZV5-003	BUSH, SWIVEL CASE .....	2		
13	56000-ZX2-013	TRIM-TILT ASSY., POWER .....	1	----- XCT,XT,XXT	
	56000-ZX2-003	.....	1	----- 1001492 LD,LU,XD,XU,XXD,XXU	
			1	----- 8000441 XCD,XCU,XXCD,XXCU	
	56000-ZX2-013	.....	1	1001493 LD,LU,XD,XU,XXD,XXU	
			1	8000442 XCD,XCU,XXCD,XXCU	
14	56100-ZY3-013	PUMP ASSY. ....	1	----- XCT,XT,XXT	
	56100-ZY3-003	.....	1	----- 1001492 LD,LU,XD,XU,XXD,XXU	
			1	----- 8000441 XCD,XCU,XXCD,XXCU	
	56100-ZY3-013	.....	1	1001493 LD,LU,XD,XU,XXD,XXU	
			1	8000442 XCD,XCU,XXCD,XXCU	
15	56110-ZW1-701	ROD COMP., PISTON(B) .....	2		
16	56113-ZW1-701	JOINT, DRIVE .....	1		
18	56115-ZY9-003	GUIDE COMP., ROD .....	2		
19	56116-ZW1-701	FILTER B .....	1		

# F-11

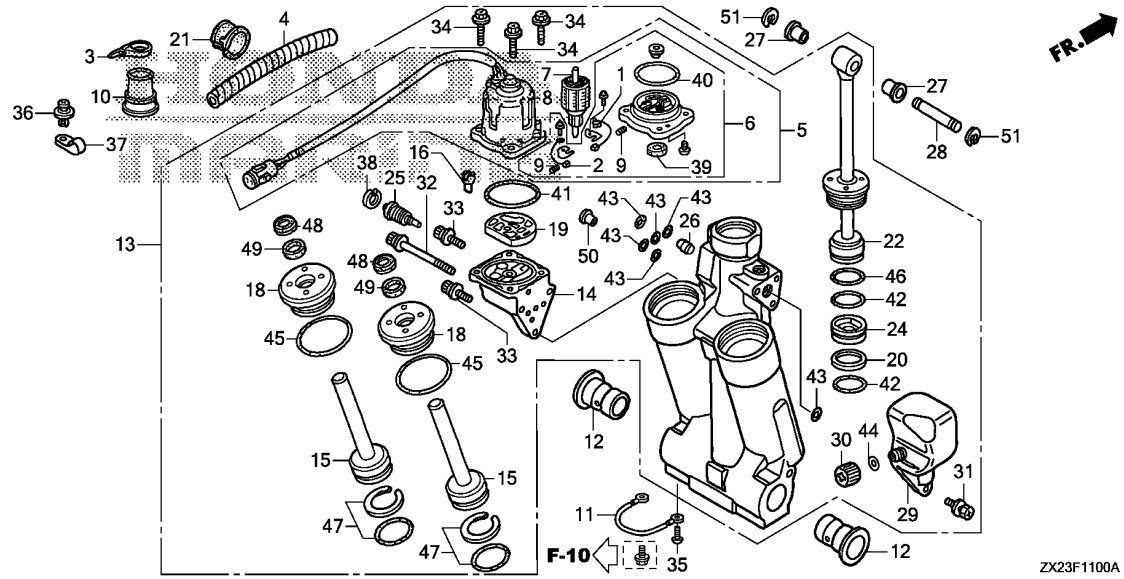
# POWER TRIM-TILT

# H13



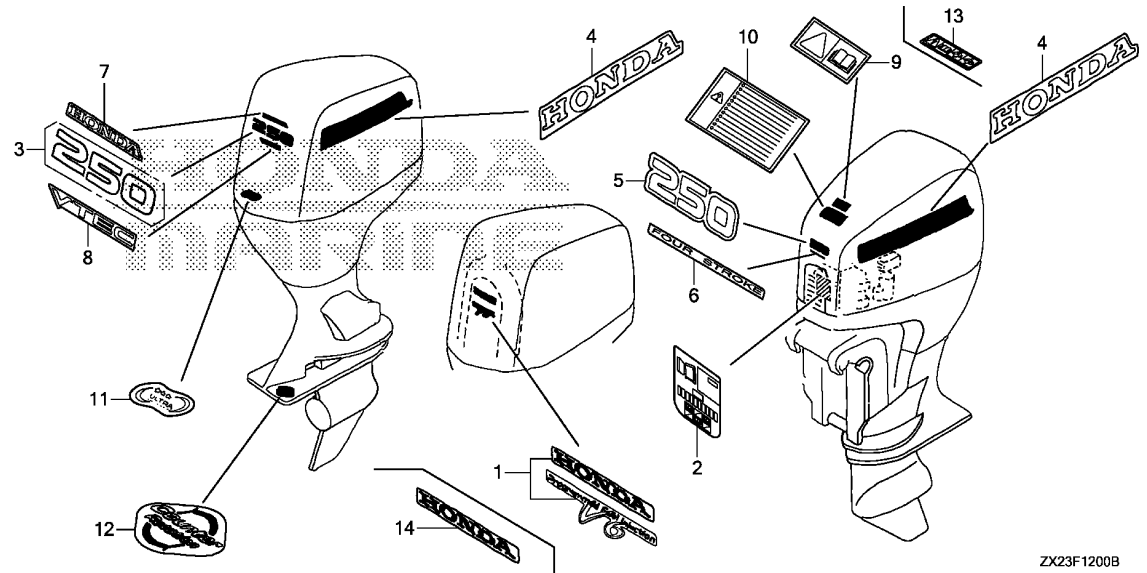
Ref. No.	L.O.N.	(Relative ref. Number) Description	F.R.T.
+19		.INCLUDES: Engine removal and installation	
22	8171C0	ROD, POWER TRIM-TILT PISTON ..	9.5
		.INCLUDES: Engine removal and installation	
29	8171D3	TANK, OIL (POWER TRIM-TILT) ...	8.4
		.INCLUDES: Engine removal and installation	

Ref. No.	Part No.	Description	Reqd. QTY	Serial No.	Parts catalogue code
			BF 250 A		
20	56117-ZV5-821	RING, BACK UP .....	1		
21	56118-ZV5-820	BUSH, MOTOR CODE .....	1		
22	56120-ZY3-013	ROD COMP., PISTON .....	1		
24	56130-ZW1-702	PISTON COMP., FREE .....	1		
25	56170-ZY3-013	VALVE COMP., MANUAL .....	1		
26	56180-ZW1-701	VALVE COMP., RESERVOIR .....	1		
27	56513-ZV5-000	BUSH, LOWER CYLINDER .....	2		
28	56532-ZY3-000	PIN, UPPER CYLINDER .....	1		
29	56851-ZW1-703	TANK, OIL .....	1		
30	56860-ZW1-701	CAP COMP., OIL TANK .....	1		
31	90113-ZW1-702	BOLT, RECESSED .....	3		
32	90114-ZW1-702	BOLT, SOCKET(A) .....	1		
33	90115-ZW1-702	BOLT, SOCKET(B) .....	2		
34	90116-ZW1-702	BOLT, HEX. ....	4		
35	90119-ZV5-000	SCREW, PAN, 6X8 .....	1		
36	90127-ZV5-003	SCREW, RIVET, 5X10 .....	1		
37	90602-SB0-003	CLIP, 10.7MM .....	1		
38	90652-ZW1-702	CIRCLIP, INTERNAL .....	1		
39	91203-ZV5-821	OIL SEAL .....	1		
40	91207-ZW1-013	O-RING, 2.0X70.5 .....	1		
41	91302-ZV5-821	O-RING, 1.8X69.6 .....	1		
42	91316-ZV5-821	O-RING, 3.5X38.7 .....	2		
43	91352-ZW1-702	O-RING, 1.8X7.7 .....	6		
44	91353-ZW1-703	O-RING, 1.9X11 .....	1		



3

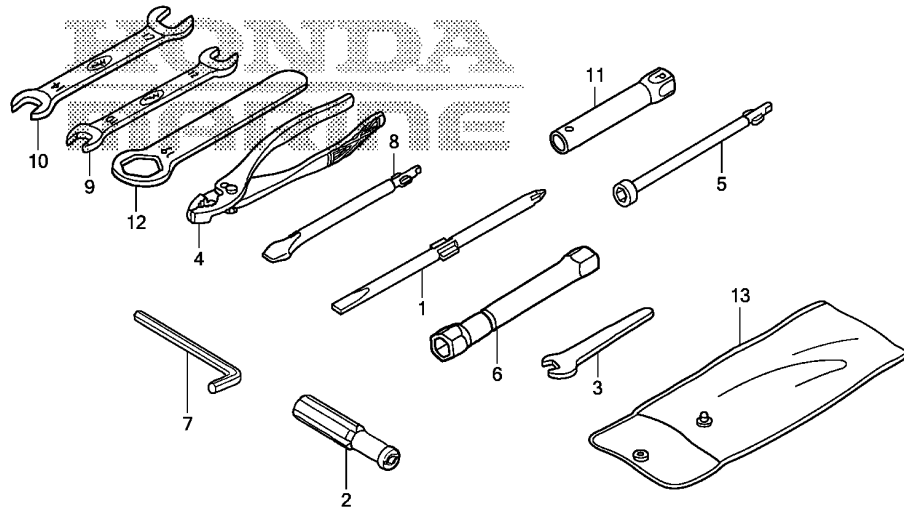
Ref. No.	Part No.	Description	Reqd. QTY	Serial No.	Parts catalogue code
			BF 250 A		
45	91354-ZW1-701	O-RING, 3.5X35.7 .....	2		
46	91355-ZW1-701	O-RING, 3.5X41.7 .....	1		
47	91357-ZW1-701	O-RING SET, 3.5X31.7 .....	2		
48	91358-ZW1-701	SEAL, WATER .....	2		
49	91361-ZW1-701	PACKING .....	2		
50	91557-ZW1-701	COLLAR, ORIFICE .....	1		
51	94540-15029	E-RING, 15MM .....	2		



Ref. L.O.N. (Relative ref. Number) F.R.T.  
No. Description

NO INFORMATION .....

Ref. No.	Part No.	Description	Reqd. QTY	Serial No.	Parts catalogue code
			BF 250 A		
1	87101-ZY3-000	MARK, EMBLEM .....	1	-----	LD,LU,XCD,XCU,XD,XU,XXCD,XXCU,XXD,XXU
2	87117-ZX2-T60	LABEL, FUSE & OIL CAUTION ...	1	-----	
3	87121-ZX2-C00	MARK, RR.(250) .....	1	-----	
4	87132-ZY3-000	MARK, SIDE STRIPE(HONDA) ....	2	-----	
5	87301-ZX2-C00	MARK, FR. EMBLEM(250) .....	1	-----	
6	87302-ZY3-C00	MARK, FOUR STROKE .....	1	-----	LD,XCD,XCT,XD,XT,XXCD,XXD,XXT
7	87303-ZZ5-C00	MARK, HONDA .....	1	-----	
8	87304-ZZ5-C00	MARK(VTEC) .....	1	-----	
9	87522-ZH8-W41	MARK, CAUTION(PICTOGRAPH) ...	1	-----	LD,XCD,XCT,XD,XT,XXCD,XXD,XXT
10	87538-ZW1-721	LABEL, WARNING OPERATOR(EC) -	1	-----	LD,XCD,XCT,XD,XT,XXCD,XXD,XXT
11	87634-ZW4-H11	MARK, ENVIRONMENT (ULTRA LOW EMISSION)	1	-----	LD,XCD,XCT,XD,XT,XXCD,XXD,XXT
12	87801-ZY3-710	MARK, COUNTER ROTATION .....	1	-----	XCD,XCT,XCU,XXCD,XXCU
13	87538-ZY9-U80	LABEL, WARNING OPERATOR(EU) -	1	-----	LU,XCU,XU,XXCU,XXU
14	87531-733-E81	EMBLEM(HONDA 135) .....	1	-----	XCT,XT,XXT



ZX23F1300A

Ref. L.O.N. (Relative ref. Number) F.R.T.  
No. Description

NO INFORMATION .....

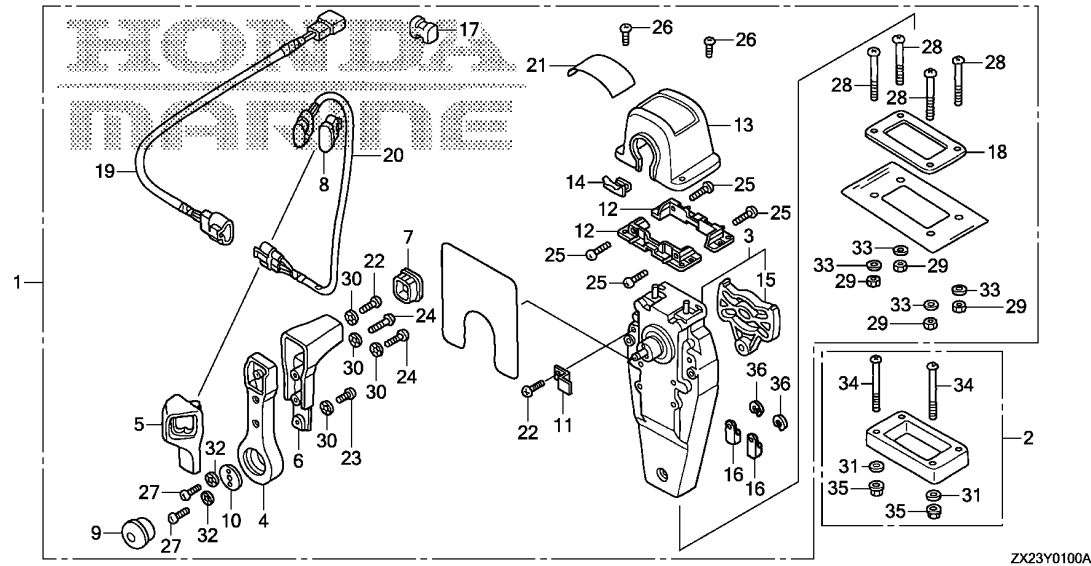
3

Ref. No.	Part No.	Description	Reqd. QTY	Serial No.	Parts catalogue code
			BF 250 A		
1	89102-538-000	DRIVER, SCREW(NO.2 + -)	1	-----	LD,LU,XCD,XCU,XD,XT,XU,XXCD,XXCU,XXD,XXU
2	89103-538-000	GRIP	1	-----	LD,LU,XCD,XCU,XD,XT,XU,XXCD,XXCU,XXD,XXU
3	89203-836-000	SPANNER, 8MM	1	-----	LD,LU,XCD,XCU,XD,XT,XU,XXCD,XXCU,XXD,XXU
4	89210-GBJ-J00	PLIERS, 135(RIKEN)	1	-----	LD,LU,XCD,XCU,XD,XT,XU,XXCD,XXCU,XXD,XXU
5	89214-MLO-000	WRENCH, BOX(10)	1	-----	LD,LU,XCD,XCU,XD,XT,XU,XXCD,XXCU,XXD,XXU
6	89216-SF4-000	WRENCH, PLUG	1	-----	LD,LU,XCD,XCU,XD,XT,XU,XXCD,XXCU,XXD,XXU
7	89221-371-000	WRENCH, HEX., 6MM	1	-----	LD,LU,XCD,XCU,XD,XT,XU,XXCD,XXCU,XXD,XXU
8	89301-921-010	DRIVER, CHECK BOLT	1	-----	LD,LU,XCD,XCU,XD,XT,XU,XXCD,XXCU,XXD,XXU
9	99001-10120	SPANNER, 10X12	1	-----	LD,LU,XCD,XCU,XD,XT,XU,XXCD,XXCU,XXD,XXU
10	99001-14170	SPANNER, 14X17	1	-----	LD,LU,XCD,XCU,XD,XT,XU,XXCD,XXCU,XXD,XXU
11	99004-16170	WRENCH, BOX(P16X17)	1	-----	LD,LU,XCD,XCU,XD,XT,XU,XXCD,XXCU,XXD,XXU
12	99006-19000	WRENCH, EYE, 19MM	1	-----	LD,LU,XCD,XCU,XD,XT,XU,XXCD,XXCU,XXD,XXU
13	99008-02000	BAG, TOOL, 200MM	1	-----	LD,LU,XCD,XCU,XD,XT,XU,XXCD,XXCU,XXD,XXU

# FOP-1

# REMOTE CONTROL(TOP MOUNT SINGLE TYPE)(RIGHT)

11

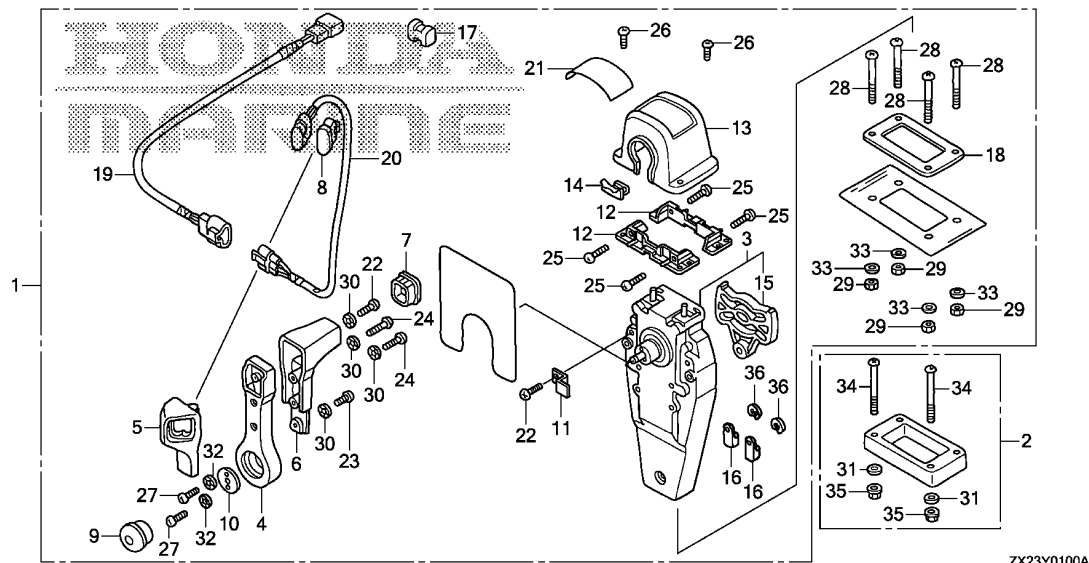


ZX23Y0100A

Ref. No.	L.O.N.	(Relative ref. Number) Description	F.R.T.
2	6221L9	SPACER, REMOTE CONTROL BOX (TOP MOUNT) .....	0.1
3	6221C0	HOUSING, INNER(TOP MOUNT) ....	0.3
12	6221L8	BRACKET, REMOTE CONTROL HOUSING(TOP MOUNT) .....	0.1
13	6221L6	HOUSING, REMOTE CONTROL BOX (TOP MOUNT) .....	0.1
19	6111G9	SUB HARNESS, POWER TRIM-TILT (TOP MOUNT) .....	0.1
20	6161E0	SWITCH, POWER TRIM-TILT (TOP MOUNT) .....	0.2

Ref. No.	Part No.	Description	Reqd. QTY	Serial No.	Parts catalogue code
			BF 250 A		
1	06240-ZW5-U00	BOX KIT, REMOTE CONTROL (TOP MOUNT SINGLE)(R.)	(1)		
2	06241-ZW5-U00	SPACER KIT, REMOTE CONTROL BOX (TOP MOUNT SINGLE)	(1)		
3	24810-ZW5-U01	HOUSING ASSY., L. INNER (TOP MOUNT)	(1)		
4	24811-ZW5-U01	HANDLE, REMOTE CONTROL .....	(1)		
5	24812-ZW5-U01	COVER, L. GRIP .....	(1)		
6	24813-ZW5-U01	GRIP, REMOTE CONTROL HANDLE	(1)		
7	24814-ZW5-U01	CAP, GRIP .....	(1)		
8	24815-ZW5-U01	CAP, SWITCH .....	(1)		
9	24816-ZW5-U01	BUTTON, THROTTLE .....	(1)		
10	24817-ZW5-U01	PLATE, HANDLE .....	(1)		
11	24818-ZW5-U01	PLATE, CABLE CLAMP .....	(1)		
12	24819-ZW5-U01	BRACKET, REMOTE CONTROL HOUSING	(2)		
13	24820-ZW5-U01	HOUSING COMP., REMOTE CONTROL BOX	(1)		
14	24825-ZW5-U01	HOUSING, LEAD .....	(1)		
15	24826-ZW5-U01	PLATE, DWELL .....	(1)		
16	24831-ZW5-U01	TERMINAL, CABLE .....	(2)		
17	24832-ZW5-U01	SPACER, CABLE CLAMP .....	(1)		
18	24834-ZW5-U01	PACKING, SINGLE .....	(1)		
19	32530-ZW7-U00	SUB HARNESS ASSY., POWER TRIM-TILT(A)	(1)		

3



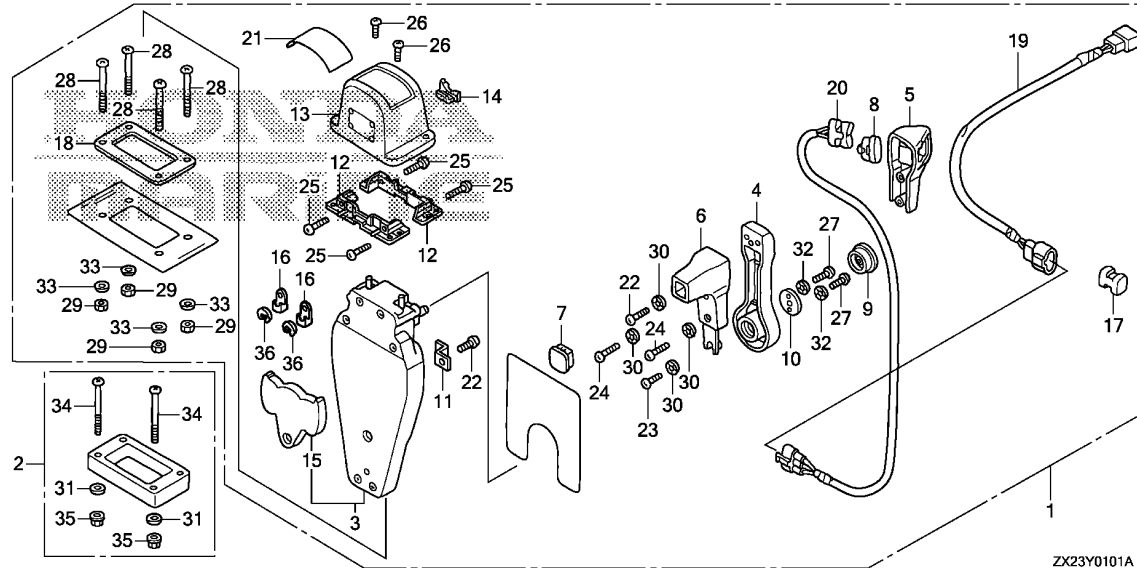
ZX23Y0100A

Ref. No.	Part No.	Description	Reqd. QTY		Serial No.	Parts catalogue code
			BF	A		
20	35370-ZW5-U02	SWITCH ASSY., POWER TRIM-TILT (A)	(1)			
21	87703-ZW5-U02	MARK, REMOTE CONTROL(SINGLE)	(1)			
22	90101-ZW5-U00	SCREW, PAN, 5X16	(2)			
23	90102-ZW5-U00	SCREW, PAN, 5X10	(1)			
24	90103-ZW5-U01	SCREW, PAN, 5X20	(2)			
25	90104-ZW5-U00	SCREW, PAN, 5X18	(4)			
26	90105-ZW5-U01	SCREW, PAN, 4X10	(2)			
27	90106-ZW5-U00	SCREW, PAN, 6X18	(2)			
28	90107-ZW5-U00	SCREW, PAN, 5X40	(4)			
29	90301-ZW5-U00	NUT, HEX., 5MM	(4)			
30	90501-ZW5-U00	WASHER, LOCK, 5MM	(4)			
31	90502-ZV4-000	WASHER, PLAIN, 5MM	(4)			
32	90502-ZW5-U00	WASHER, LOCK, 6MM	(2)			
33	90503-ZW5-U00	WASHER, PLAIN, 5MM	(4)			
34	93500-05065-4J	SCREW, PAN, 5X65	(4)			
35	94001-05490-0S	NUT, HEX., 5MM	(4)			
36	94540-06029	E-RING, 6MM	(2)			

# FOP-1-1

# REMOTE CONTROL(TOP MOUNT SINGLE TYPE)(LEFT)

13



ZX23Y0101A

Ref. No.	L.O.N.	(Relative ref. Number) Description	F.R.T.
2	6221L9	SPACER, REMOTE CONTROL BOX (TOP MOUNT) .....	0.1
3	6221C0	HOUSING, INNER(TOP MOUNT) ....	0.3
12	6221L8	BRACKET, REMOTE CONTROL HOUSING(TOP MOUNT) .....	0.1
13	6221L6	HOUSING, REMOTE CONTROL BOX (TOP MOUNT) .....	0.1
19	6111G9	SUB HARNESS, POWER TRIM-TILT (TOP MOUNT) .....	0.1
20	6161E0	SWITCH, POWER TRIM-TILT (TOP MOUNT) .....	0.2

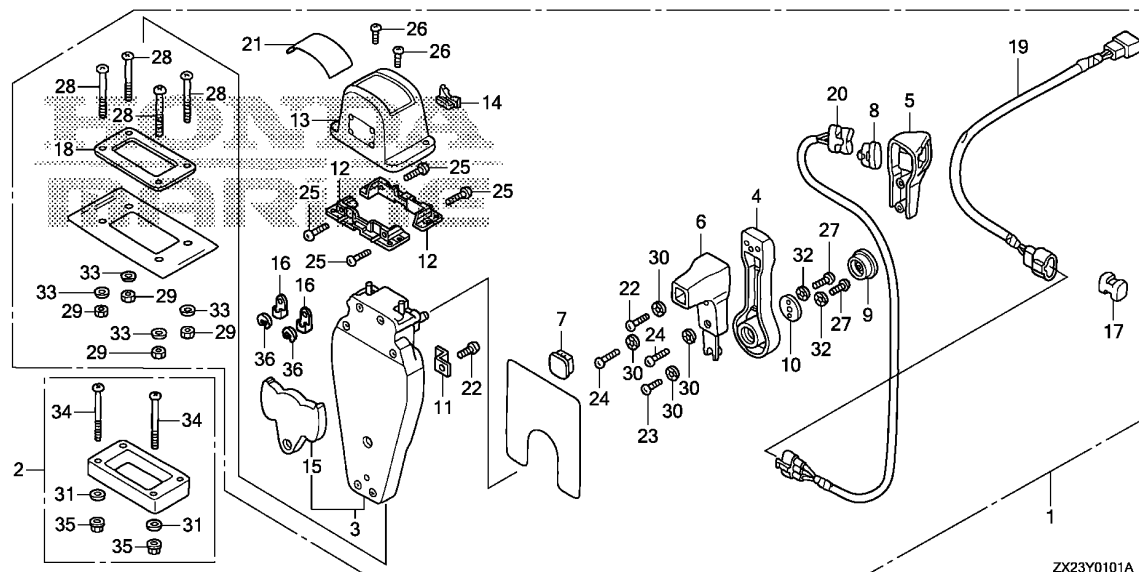
Ref. No.	Part No.	Description	Reqd. QTY	Serial No.	Parts catalogue code
			BF 250 A		
1	06240-ZW5-U10	BOX KIT, REMOTE CONTROL (TOP MOUNT SINGLE)(L.)	(1)		
2	06241-ZW5-U00	SPACER KIT, REMOTE CONTROL BOX (TOP MOUNT SINGLE)	(1)		
3	24810-ZW5-U11	HOUSING ASSY., R. INNER (TOP MOUNT)	(1)		
4	24811-ZW5-U01	HANDLE, REMOTE CONTROL .....	(1)		
5	24812-ZW5-U11	COVER, R. GRIP .....	(1)		
6	24813-ZW5-U01	GRIP, REMOTE CONTROL HANDLE	(1)		
7	24814-ZW5-U01	CAP, GRIP .....	(1)		
8	24815-ZW5-U01	CAP, SWITCH .....	(1)		
9	24816-ZW5-U01	BUTTON, THROTTLE .....	(1)		
10	24817-ZW5-U01	PLATE, HANDLE .....	(1)		
11	24818-ZW5-U01	PLATE, CABLE CLAMP .....	(1)		
12	24819-ZW5-U01	BRACKET, REMOTE CONTROL HOUSING	(2)		
13	24820-ZW5-U01	HOUSING COMP., REMOTE CONTROL BOX	(1)		
14	24825-ZW5-U01	HOUSING, LEAD .....	(1)		
15	24826-ZW5-U01	PLATE, DWELL .....	(1)		
16	24831-ZW5-U01	TERMINAL, CABLE .....	(2)		
17	24832-ZW5-U01	SPACER, CABLE CLAMP .....	(1)		
18	24834-ZW5-U01	PACKING, SINGLE .....	(1)		
19	32530-ZW7-U10	SUB HARNESS ASSY., POWER TRIM-TILT(B)	(1)		

3

# FOP-1-1

# REMOTE CONTROL(TOP MOUNT SINGLE TYPE)(LEFT)

I 4



ZX23Y0101A

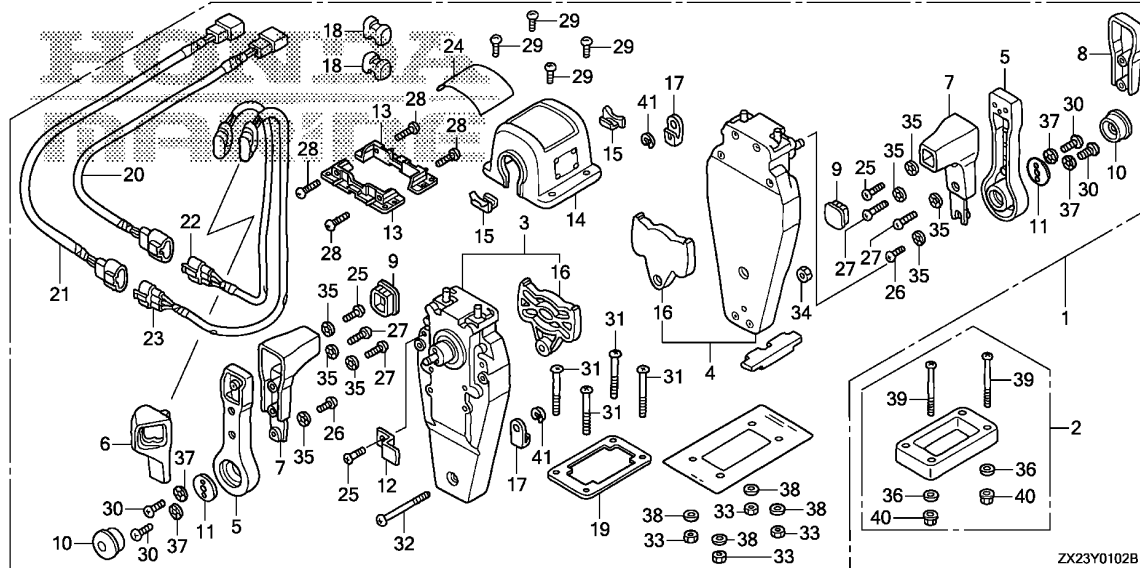
Ref. No.	Part No.	Description	Reqd. QTY		Serial No.	Parts catalogue code
			BF	A		
20	35370-ZW5-U12	SWITCH ASSY., POWER TRIM-TILT (B)	(1)			
21	87703-ZW5-U02	MARK, REMOTE CONTROL(SINGLE)	(1)			
22	90101-ZW5-U00	SCREW, PAN, 5X16	(2)			
23	90102-ZW5-U00	SCREW, PAN, 5X10	(1)			
24	90103-ZW5-U01	SCREW, PAN, 5X20	(2)			
25	90104-ZW5-U00	SCREW, PAN, 5X18	(4)			
26	90105-ZW5-U01	SCREW, PAN, 4X10	(2)			
27	90106-ZW5-U00	SCREW, PAN, 6X18	(2)			
28	90107-ZW5-U00	SCREW, PAN, 5X40	(4)			
29	90301-ZW5-U00	NUT, HEX., 5MM	(4)			
30	90501-ZW5-U00	WASHER, LOCK, 5MM	(4)			
31	90502-ZV4-000	WASHER, PLAIN, 5MM	(4)			
32	90502-ZW5-U00	WASHER, LOCK, 6MM	(2)			
33	90503-ZW5-U00	WASHER, PLAIN, 5MM	(4)			
34	93500-05065-4J	SCREW, PAN, 5X65	(4)			
35	94001-05490-0S	NUT, HEX., 5MM	(4)			
36	94540-06029	E-RING, 6MM	(2)			

3

# FOP-1-2

# REMOTE CONTROL(TOP MOUNT DUAL TYPE)(RIGHT)

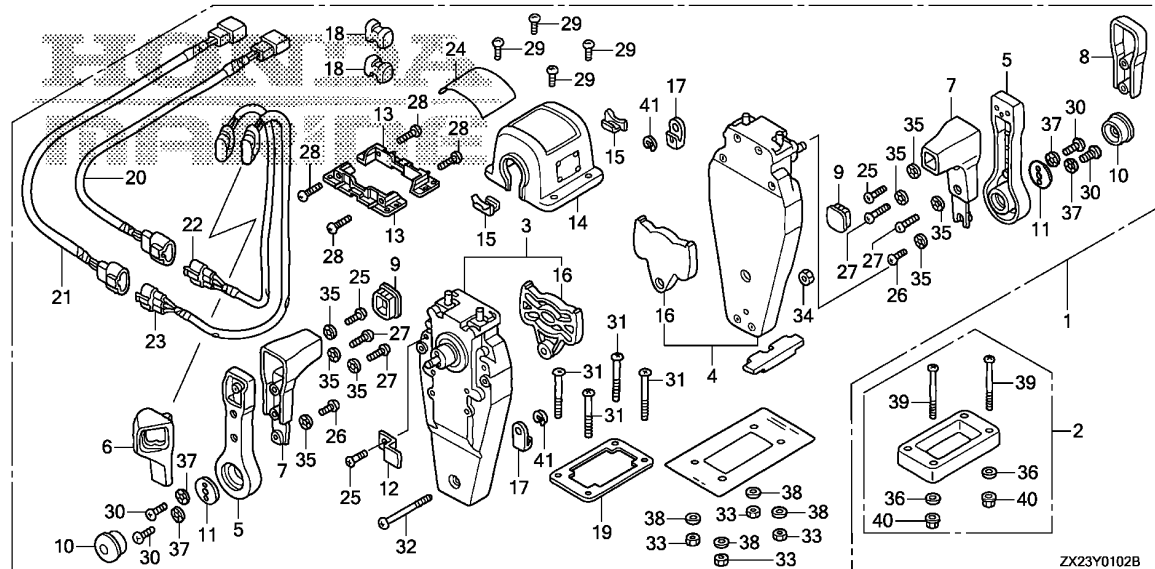
15



Ref. No.	L.O.N.	(Relative ref. Number) Description	F.R.T.
2	6221L2	SPACER, REMOTE CONTROL BOX (TOP MOUNT DUAL) .....	0.1
3	6221E9	HOUSING, INNER(TOP MOUNT DUAL) :LEFT .....	0.4
4	6221F0	HOUSING, INNER(TOP MOUNT DUAL) :RIGHT .....	0.4
13	6221M0	BRACKET, REMOTE CONTROL HOUSING(TOP MOUNT DUAL) .....	0.1
14	6221L7	HOUSING, REMOTE CONTROL BOX (TOP MOUNT DUAL) .....	0.1
21	6111H0	SUB HARNESS, POWER TRIM-TILT (TOP MOUNT DUAL) .....	0.1
23	6161E4	SWITCH, POWER TRIM-TILT (TOP MOUNT DUAL) .....	0.2

Ref. No.	Part No.	Description	Reqd. QTY	Serial No.	Parts catalogue code
			BF 250 A		
1	06240-ZW5-U20	BOX KIT, REMOTE CONTROL (TOP MOUNT DUAL)(R.)	(1)		
2	06241-ZW5-U10	SPACER KIT, REMOTE CONTROL BOX (TOP MOUNT DUAL)	(1)		
3	24810-ZW5-U01	HOUSING ASSY., L. INNER (TOP MOUNT)	(1)		
4	24810-ZW5-U11	HOUSING ASSY., R. INNER (TOP MOUNT)	(1)		
5	24811-ZW5-U01	HANDLE, REMOTE CONTROL .....	(2)		
6	24812-ZW5-U01	COVER, L. GRIP .....	(1)		
7	24813-ZW5-U01	GRIP, REMOTE CONTROL HANDLE ..	(2)		
8	24813-ZW5-U21	COVER, DUAL GRIP .....	(1)		
9	24814-ZW5-U01	CAP, GRIP .....	(2)		
10	24816-ZW5-U01	BUTTON, THROTTLE .....	(2)		
11	24817-ZW5-U01	PLATE, HANDLE .....	(2)		
12	24818-ZW5-U01	PLATE, CABLE CLAMP .....	(1)		
13	24819-ZW5-U01	BRACKET, REMOTE CONTROL HOUSING	(2)		
14	24820-ZW5-U21	HOUSING COMP., DUAL REMOTE CONTROL BOX	(1)		
15	24825-ZW5-U01	HOUSING, LEAD .....	(2)		
16	24826-ZW5-U01	PLATE, DWELL .....	(2)		
17	24831-ZW5-U01	TERMINAL, CABLE .....	(4)		
18	24832-ZW5-U01	SPACER, CABLE CLAMP .....	(2)		
19	24834-ZW5-U21	PACKING, DUAL .....	(1)		

3



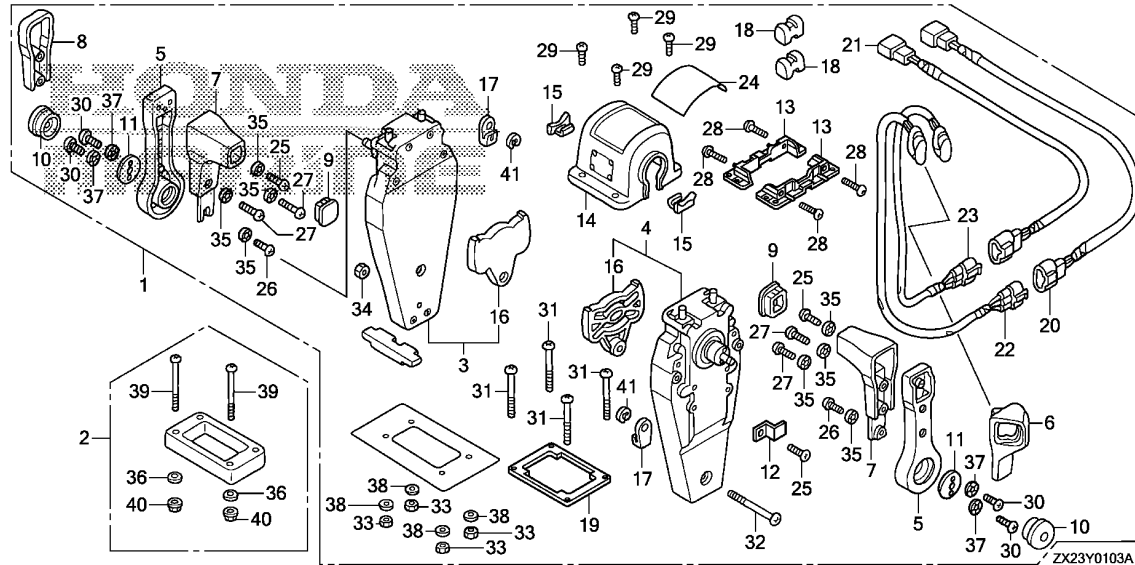
ZX23Y0102B

Ref. No.	Part No.	Description	Reqd. QTY		Serial No.	Parts catalogue code
			BF	A		
20	32530-ZW7-U00	SUB HARNESS ASSY., POWER TRIM-TILT(A)	(1)			
21	32530-ZW7-U10	SUB HARNESS ASSY., POWER TRIM-TILT(B)	(1)			
22	35370-ZW5-U02	SWITCH ASSY., POWER TRIM-TILT (A)	(1)			
23	35370-ZW5-U12	SWITCH ASSY., POWER TRIM-TILT (B)	(1)			
24	87703-ZW5-U22	MARK, REMOTE CONTROL(DUAL)	(1)			
25	90101-ZW5-U00	SCREW, PAN, 5X16	(3)			
26	90102-ZW5-U00	SCREW, PAN, 5X10	(2)			
27	90103-ZW5-U01	SCREW, PAN, 5X20	(4)			
28	90104-ZW5-U00	SCREW, PAN, 5X18	(4)			
29	90105-ZW5-U01	SCREW, PAN, 4X10	(4)			
30	90106-ZW5-U00	SCREW, PAN, 6X18	(4)			
31	90107-ZW5-U00	SCREW, PAN, 5X40	(4)			
32	90108-ZW5-U00	SCREW, PAN, 5X55	(1)			
33	90301-ZW5-U00	NUT, HEX., 5MM	(4)			
34	90302-ZW5-U21	NUT, HEX., 5MM	(1)			
35	90501-ZW5-U00	WASHER, LOCK, 5MM	(8)			
36	90502-ZV4-000	WASHER, PLAIN, 5MM	(4)			
37	90502-ZW5-U00	WASHER, LOCK, 6MM	(4)			
38	90503-ZW5-U00	WASHER, PLAIN, 5MM	(4)			
39	93500-05065-4J	SCREW, PAN, 5X65	(4)			
40	94001-05490-0S	NUT, HEX., 5MM	(4)			
41	94540-06029	E-RING, 6MM	(4)			

FOP-1-3

REMOTE CONTROL(TOP MOUNT DUAL TYPE)(LEFT)

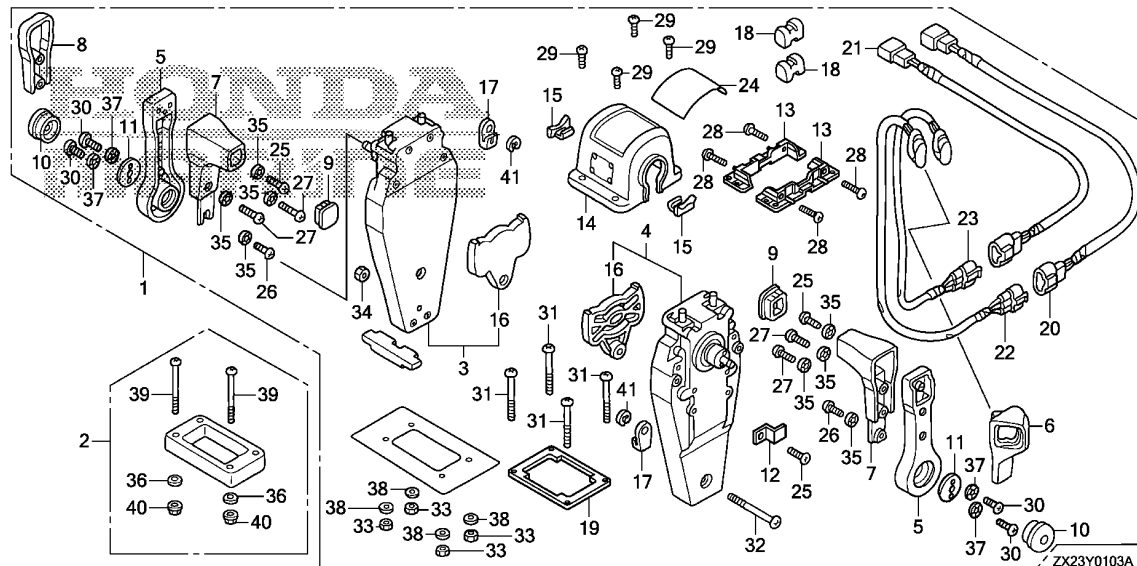
17



Ref. No.	L.O.N.	(Relative ref. Number) Description	F.R.T.
2	6221L2	SPACER, REMOTE CONTROL BOX (TOP MOUNT DUAL) .....	0.1
3	6221E9	HOUSING, INNER(TOP MOUNT DUAL) :LEFT .....	0.4
4	6221F0	HOUSING, INNER(TOP MOUNT DUAL) :RIGHT .....	0.4
13	6221M0	BRACKET, REMOTE CONTROL HOUSING(TOP MOUNT DUAL) .....	0.1
14	6221L7	HOUSING, REMOTE CONTROL BOX (TOP MOUNT DUAL) .....	0.1
20	6111H0	SUB HARNESS, POWER TRIM-TILT (TOP MOUNT DUAL) .....	0.1
22	6161E4	SWITCH, POWER TRIM-TILT (TOP MOUNT DUAL) .....	0.2

Ref. No.	Part No.	Description	Reqd. QTY	Serial No.	Parts catalogue code
			BF 250 A		
1	06240-ZW5-U30	BOX KIT, REMOTE CONTROL (TOP MOUNT DUAL)(L.)	(1)		
2	06241-ZW5-U10	SPACER KIT, REMOTE CONTROL BOX (TOP MOUNT DUAL)	(1)		
3	24810-ZW5-U01	HOUSING ASSY., L. INNER (TOP MOUNT)	(1)		
4	24810-ZW5-U11	HOUSING ASSY., R. INNER (TOP MOUNT)	(1)		
5	24811-ZW5-U01	HANDLE, REMOTE CONTROL .....	(2)		
6	24812-ZW5-U11	COVER, R. GRIP .....	(1)		
7	24813-ZW5-U01	GRIP, REMOTE CONTROL HANDLE ..	(2)		
8	24813-ZW5-U21	COVER, DUAL GRIP .....	(1)		
9	24814-ZW5-U01	CAP, GRIP .....	(2)		
10	24816-ZW5-U01	BUTTON, THROTTLE .....	(2)		
11	24817-ZW5-U01	PLATE, HANDLE .....	(2)		
12	24818-ZW5-U01	PLATE, CABLE CLAMP .....	(1)		
13	24819-ZW5-U01	BRACKET, REMOTE CONTROL HOUSING	(2)		
14	24820-ZW5-U21	HOUSING COMP., DUAL REMOTE CONTROL BOX	(1)		
15	24825-ZW5-U01	HOUSING, LEAD .....	(2)		
16	24826-ZW5-U01	PLATE, DWELL .....	(2)		
17	24831-ZW5-U01	TERMINAL, CABLE .....	(4)		
18	24832-ZW5-U01	SPACER, CABLE CLAMP .....	(2)		
19	24834-ZW5-U21	PACKING, DUAL .....	(1)		

3

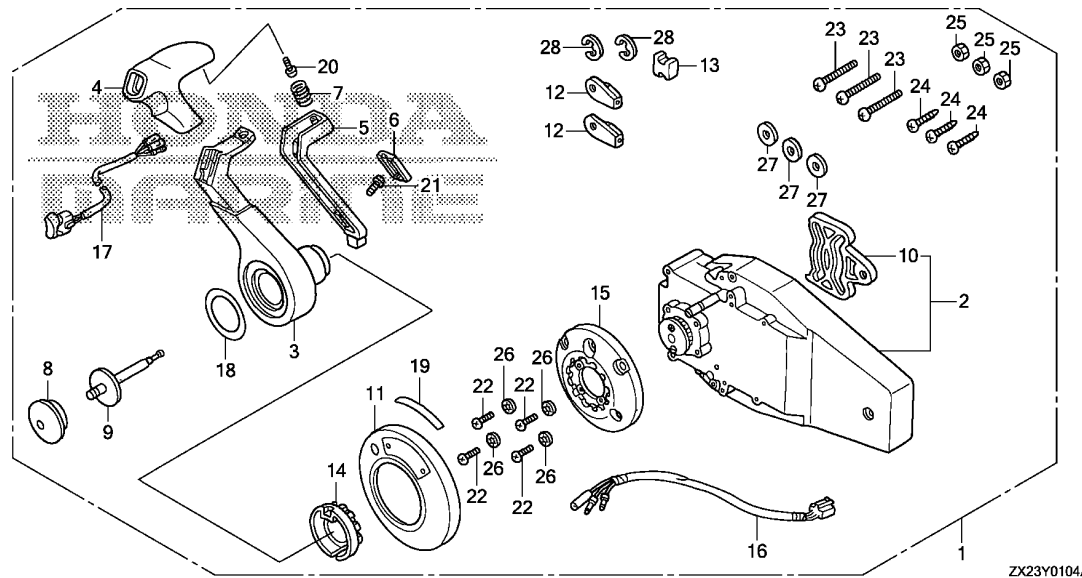


Ref. No.	Part No.	Description	Reqd. QTY		Serial No.	Parts catalogue code
			BF	A		
20	32530-ZW7-U00	SUB HARNESS ASSY., POWER TRIM-TILT(A)	(1)			
21	32530-ZW7-U10	SUB HARNESS ASSY., POWER TRIM-TILT(B)	(1)			
22	35370-ZW5-U02	SWITCH ASSY., POWER TRIM-TILT (A)	(1)			
23	35370-ZW5-U12	SWITCH ASSY., POWER TRIM-TILT (B)	(1)			
24	87703-ZW5-U22	MARK, REMOTE CONTROL(DUAL)	(1)			
25	90101-ZW5-U00	SCREW, PAN, 5X16	(3)			
26	90102-ZW5-U00	SCREW, PAN, 5X10	(2)			
27	90103-ZW5-U01	SCREW, PAN, 5X20	(4)			
28	90104-ZW5-U00	SCREW, PAN, 5X18	(4)			
29	90105-ZW5-U01	SCREW, PAN, 4X10	(4)			
30	90106-ZW5-U00	SCREW, PAN, 6X18	(4)			
31	90107-ZW5-U00	SCREW, PAN, 5X40	(4)			
32	90108-ZW5-U00	SCREW, PAN, 5X55	(1)			
33	90301-ZW5-U00	NUT, HEX., 5MM	(4)			
34	90302-ZW5-U21	NUT, HEX., 5MM	(1)			
35	90501-ZW5-U00	WASHER, LOCK, 5MM	(8)			
36	90502-ZV4-000	WASHER, PLAIN, 5MM	(4)			
37	90502-ZW5-U00	WASHER, LOCK, 6MM	(4)			
38	90503-ZW5-U00	WASHER, PLAIN, 5MM	(4)			
39	93500-05065-4J	SCREW, PAN, 5X65	(4)			
40	94001-05490-0S	NUT, HEX., 5MM	(4)			
41	94540-06029	E-RING, 6MM	(4)			

# FOP-1-4

# REMOTE CONTROL(FLUSH MOUNT TYPE)(RIGHT)

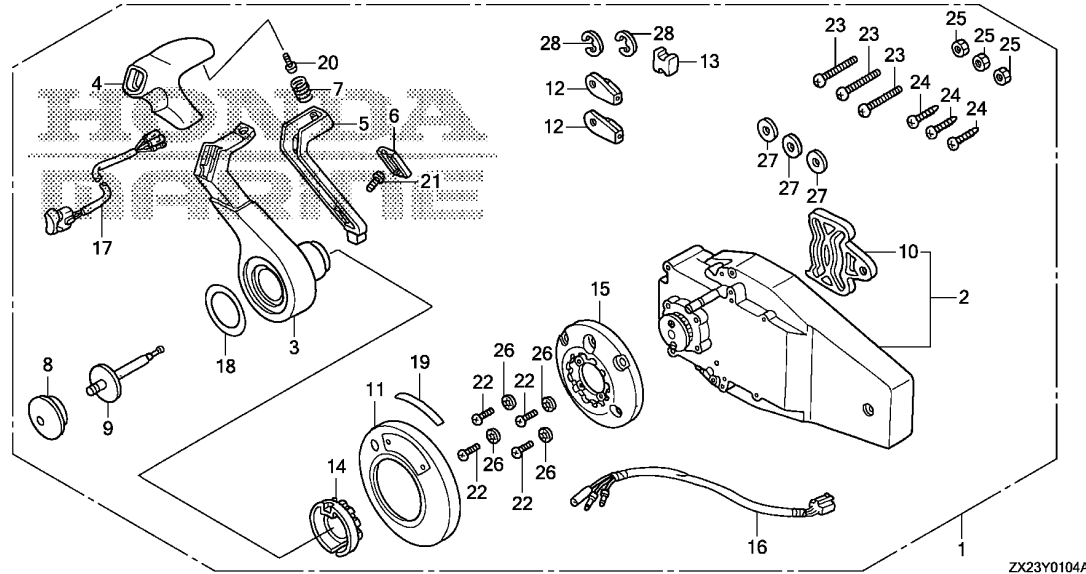
19



Ref. No.	L.O.N.	(Relative ref. Number) Description	F.R.T.
2	6221M2	HOUSING, INNER(FLUSH MOUNT) ..	0.3
3	6221F3	HANDLE, REMOTE CONTROL (FLUSH MOUNT) .....	0.2
15	6221M1	BASE, REMOTE CONTROL (FLUSH MOUNT) .....	0.2
16	6111G8	SUB HARNESS, POWER TRIM-TILT (FLUSH MOUNT) .....	0.2
17	6161E6	SWITCH, POWER TRIM-TILT (FLUSH MOUNT) .....	0.2

Ref. No.	Part No.	Description	Reqd. QTY	Serial No.	Parts catalogue code
			BF 250 A		
1	06240-ZW7-U00	BOX KIT, REMOTE CONTROL (FLUSH MOUNT)(R.)	(1)		
2	24810-ZW7-U01	HOUSING ASSY., R. INNER (FLUSH MOUNT)	(1)		
3	24811-ZW7-U01	HANDLE, REMOTE CONTROL .....	(1)		
4	24812-ZW7-U01	COVER, GRIP .....	(1)		
5	24813-ZW7-U01	ARM, NEUTRAL LOCK .....	(1)		
6	24814-ZW7-U01	COVER, LOCK ARM .....	(1)		
7	24815-ZW7-U01	SPRING, NEUTRAL LOCK ARM .....	(1)		
8	24816-ZW5-U01	BUTTON, THROTTLE .....	(1)		
9	24817-ZW7-U01	SHAFT, THROTTLE BUTTON .....	(1)		
10	24826-ZW5-U01	PLATE, DWELL .....	(1)		
11	24830-ZW7-U01	COVER ASSY. ....	(1)		
12	24831-ZW5-U01	TERMINAL, CABLE .....	(2)		
13	24832-ZW5-U01	SPACER, CABLE CLAMP .....	(1)		
14	24832-ZW7-U01	HOLDER, NEUTRAL LOCK .....	(1)		
15	24833-ZW7-U01	BASE .....	(1)		
16	32530-ZW7-U20	SUB HARNESS ASSY., POWER TRIM-TILT(C)	(1)		
17	35370-ZW7-U02	SWITCH ASSY., POWER TRIM-TILT (C)	(1)		
18	87701-ZW7-U01	MARK, HANDLE FLUSH MOUNT .....	(1)		
19	87703-ZW7-U00	MARK, FLUSH MOUNT .....	(1)		
20	90101-ZW5-U00	SCREW, PAN, 5X16 .....	(1)		
21	90101-ZW7-U01	SCREW, TRUSS, 4X12 .....	(1)		

3



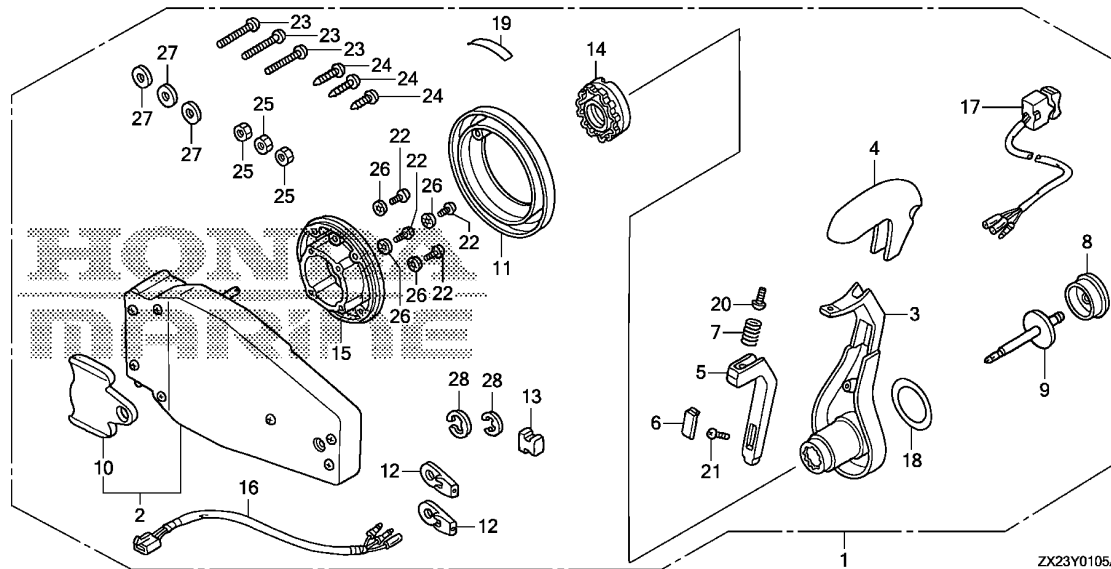
ZX23Y0104A

Ref. No.	Part No.	Description	Reqd. QTY		Serial No.	Parts catalogue code
			BF	250		
			A			
22	90102-ZW7-U01	SCREW, PAN, 5X30 .....	(4)			
23	90103-ZW7-U01	SCREW, PAN, 6X35 .....	(3)			
24	90104-ZW7-U01	SCREW, TAPPING, 6X30 .....	(3)			
25	90301-ZW7-U01	NUT, HEX., 6MM .....	(3)			
26	90501-ZW5-U00	WASHER, LOCK, 5MM .....	(4)			
27	90502-ZW7-U00	WASHER, PLAIN, 6MM .....	(3)			
28	94540-06029	E-RING, 6MM .....	(2)			

# FOP-1-5

# REMOTE CONTROL(FLUSH MOUNT TYPE)(LEFT)

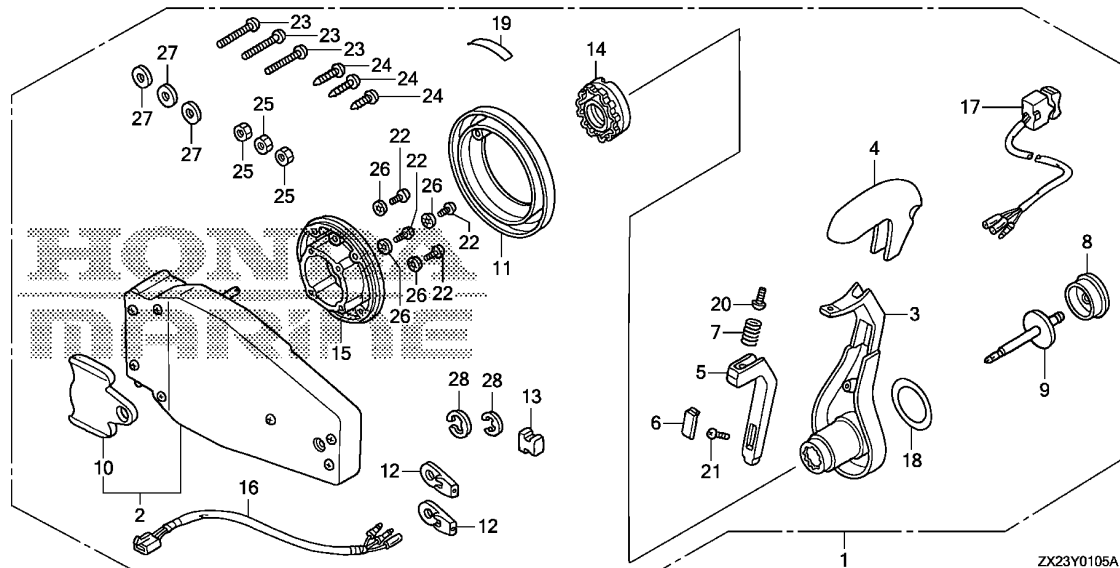
I11



Ref. No.	L.O.N.	(Relative ref. Number) Description	F.R.T.
2	6221M2	HOUSING, INNER(FLUSH MOUNT) ..	0.3
3	6221F3	HANDLE, REMOTE CONTROL (FLUSH MOUNT) .....	0.2
15	6221M1	BASE, REMOTE CONTROL (FLUSH MOUNT) .....	0.2
16	6111G8	SUB HARNESS, POWER TRIM-TILT (FLUSH MOUNT) .....	0.2
17	6161E6	SWITCH, POWER TRIM-TILT (FLUSH MOUNT) .....	0.2

Ref. No.	Part No.	Description	Reqd. QTY	Serial No.	Parts catalogue code
			BF 250 A		
1	06240-ZW7-U10	BOX KIT, REMOTE CONTROL (FLUSH MOUNT)(L.)	(1)		
2	24810-ZW7-U11	HOUSING ASSY., L. INNER (FLUSH MOUNT)	(1)		
3	24811-ZW7-U01	HANDLE, REMOTE CONTROL .....	(1)		
4	24812-ZW7-U01	COVER, GRIP .....	(1)		
5	24813-ZW7-U01	ARM, NEUTRAL LOCK .....	(1)		
6	24814-ZW7-U01	COVER, LOCK ARM .....	(1)		
7	24815-ZW7-U01	SPRING, NEUTRAL LOCK ARM .....	(1)		
8	24816-ZW5-U01	BUTTON, THROTTLE .....	(1)		
9	24817-ZW7-U01	SHAFT, THROTTLE BUTTON .....	(1)		
10	24826-ZW5-U01	PLATE, DWELL .....	(1)		
11	24830-ZW7-U01	COVER ASSY. ....	(1)		
12	24831-ZW5-U01	TERMINAL, CABLE .....	(2)		
13	24832-ZW5-U01	SPACER, CABLE CLAMP .....	(1)		
14	24832-ZW7-U01	HOLDER, NEUTRAL LOCK .....	(1)		
15	24833-ZW7-U01	BASE .....	(1)		
16	32530-ZW7-U20	SUB HARNESS ASSY., POWER TRIM-TILT(C)	(1)		
17	35370-ZW7-U02	SWITCH ASSY., POWER TRIM-TILT (C)	(1)		
18	87701-ZW7-U01	MARK, HANDLE FLUSH MOUNT .....	(1)		
19	87703-ZW7-U00	MARK, FLUSH MOUNT .....	(1)		
20	90101-ZW5-U00	SCREW, PAN, 5X16 .....	(1)		
21	90101-ZW7-U01	SCREW, TRUSS, 4X12 .....	(1)		

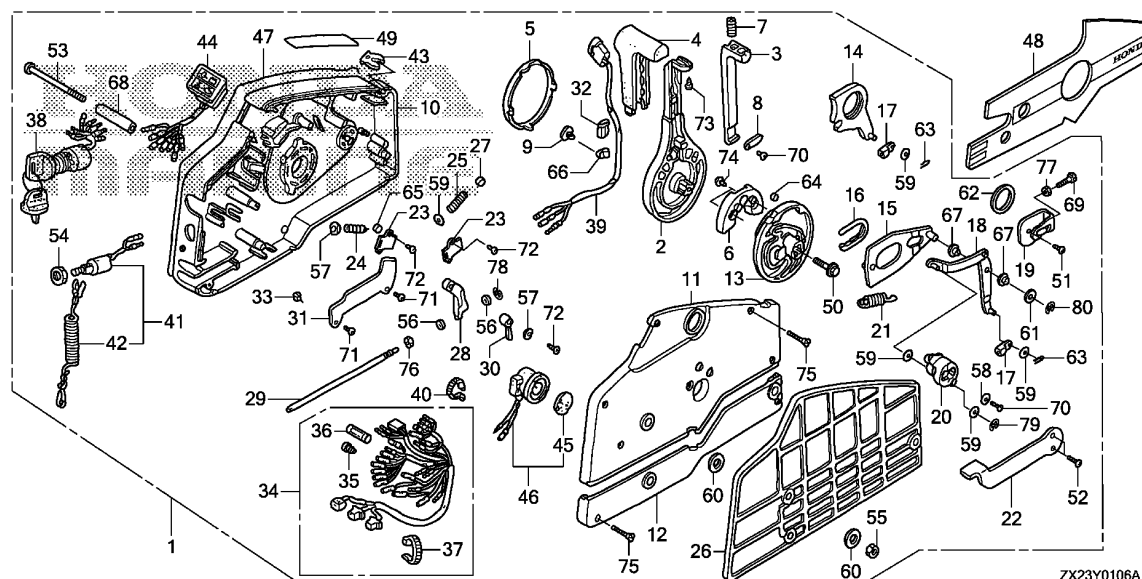
3



ZX23Y0105A

Ref. No.	Part No.	Description	Reqd. QTY	Serial No.	Parts catalogue code
			BF 250 A		
22	90102-ZW7-U01	SCREW, PAN, 5X30 .....	(4)		
23	90103-ZW7-U01	SCREW, PAN, 6X35 .....	(3)		
24	90104-ZW7-U01	SCREW, TAPPING, 6X30 .....	(3)		
25	90301-ZW7-U01	NUT, HEX., 6MM .....	(3)		
26	90501-ZW5-U00	WASHER, LOCK, 5MM .....	(4)		
27	90502-ZW7-U00	WASHER, PLAIN, 6MM .....	(3)		
28	94540-06029	E-RING, 6MM .....	(2)		

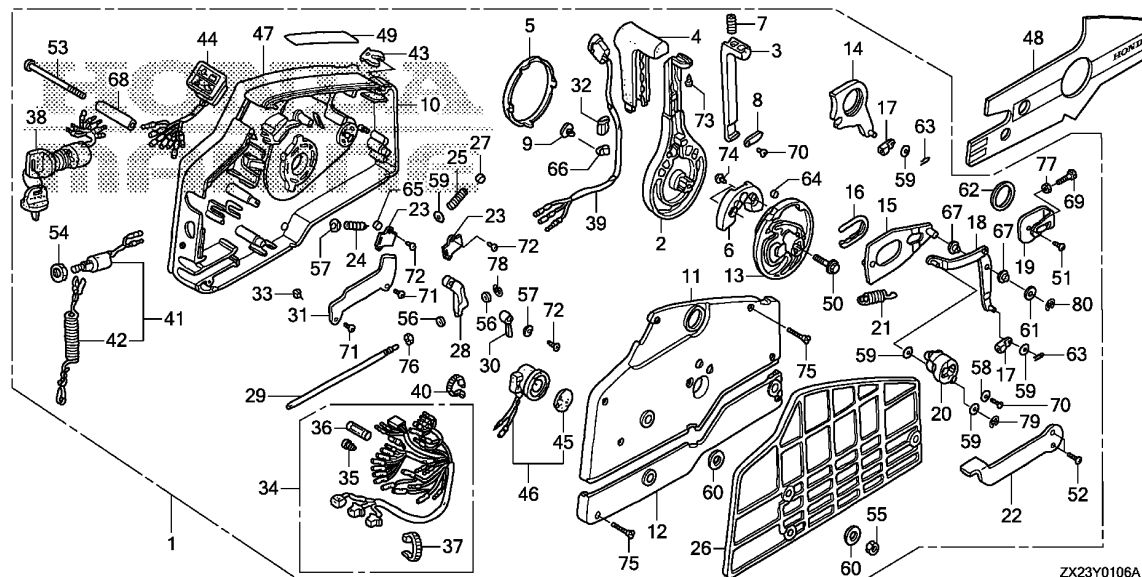
3



Ref. No.	L.O.N.	(Relative ref. Number) Description	F.R.T.
2	6221B7	HANDLE, REMOTE CONTROL .....	0.5
3	6221H8	LEVER, HANDLE LOCK .....	0.4
10	6221H9	HOUSING, REMOTE CONTROL BOX(A) .....	0.8
13	6221E0	WHEEL, REMOTE CONTROL .....	0.4
15	6221D3	PLATE, REMOTE CONTROL SLIDING .....	0.4
22	6221H7	LEVER, REMOTE CONTROL IDLE .....	0.1
27	6221F5	SPACER, CLICK SPRING .....	0.4
34	6111B0	CABLE, REMOTE CONTROL(B) .....	0.5
38	6151D7	SWITCH, COMBINATION (REMOTE CONTROL) .....	0.4
39	616150	SWITCH, POWER TRIM-TILT (REMOTE CONTROL) .....	0.5
41	6151D8	SWITCH, EMERGENCY STOP (REMOTE CONTROL) .....	0.3
44	6161B4	LAMP, INDICATION (REMOTE CONTROL) .....	0.3

Ref. No.	Part No.	Description	Reqd. QTY	Serial No.	Parts catalogue code
			BF 250 A		
1	24800-ZZ5-040	BOX ASSY., REMOTE CONTROL ...	(1)	-----	LD,XCD,XCT,XD,XT,XXCD,XXD,XXT
	24800-ZZ5-782	.....	(1)	-----	LU,XCU,XU,XXCU,XXU
2	24811-ZV5-010	HANDLE, REMOTE CONTROL .....	(1)		
3	24812-ZV5-000	LEVER, HANDLE LOCK .....	(1)		
4	24813-ZV5-000	GRIP, REMOTE CONTROL HANDLE .....	(1)		
5	24814-ZV5-010	CAP, HANDLE .....	(1)		
6	24815-ZV5-010	BLOCK, NEUTRAL LOCK .....	(1)		
7	24816-ZV5-000	SPRING, REMOTE CONTROL HANDLE .....	(1)		
8	24817-ZV5-000	PLATE, LEVER SETTING .....	(1)		
9	24818-ZV5-003	CLAMP, HARNESS .....	(1)		
10	24820-ZV5-010	HOUSING COMP., REMOTE CONTROL BOX(A) .....	(1)		
11	24830-ZV5-010	HOUSING COMP., REMOTE CONTROL BOX(B) .....	(1)		
		BOX(C) .....	(1)		
12	24836-ZV5-000	HOUSING, REMOTE CONTROL BOX(C) .....	(1)		
13	24841-ZV5-000	WHEEL, CONTROL .....	(1)		
14	24845-ZV5-000	ARM COMP., SHIFT LINK .....	(1)		
15	24850-ZV5-000	PLATE COMP., SLIDING .....	(1)		
16	24854-ZV5-000	COLLAR, SLIDING PLATE .....	(1)		
17	24855-ZV5-000	PIVOT, SHIFT .....	(2)		
18	24860-ZV5-000	ARM COMP., LINK JOINT .....	(1)		
19	24865-ZV5-000	BRACKET, LINK JOINT .....	(1)		
20	24875-ZV5-000	WHEEL, ACCELERATOR .....	(1)		
21	24876-ZV5-000	SPRING, ACCELERATOR WHEEL .....	(1)		
22	24878-ZV5-000	LEVER, IDLE .....	(1)		





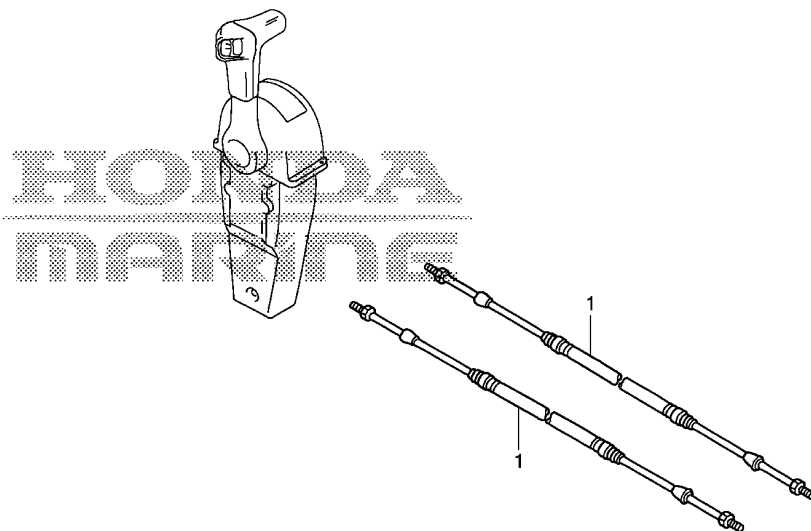
ZX23Y0106A

3

Ref. No.	Part No.	Description	Reqd. QTY	Serial No.	Parts catalogue code
			BF 250 A		
23	24881-ZV5-000	PLATE, SPRING SETTING .....	(2)		
24	24883-ZV5-000	SPRING, SHIFT CLICK .....	(1)		
25	24884-ZV5-000	SPRING, CHOKE RETURN .....	(1)		
26	24885-ZV5-000	SPACER, REMOTE CONTROL BOX ..	(1)		
27	24887-ZV5-000	SPACER, CLICK SPRING .....	(1)		
28	24891-ZV5-000	BLOCK, THROTTLE FRICTION .....	(1)		
29	24892-ZV5-000	BOLT, FRICTION .....	(1)		
30	24894-ZV5-000	SPACER, NEUTRAL SWITCH .....	(1)		
31	24895-ZV5-000	CLAMP, POWER TILT CORD .....	(1)		
32	24897-ZV5-000	PIPE, HARNESS GUIDE .....	(1)		
33	24898-ZV5-000	SPACER, CABLE CLAMP .....	(1)		
34	32530-ZZ5-000	CABLE ASSY., REMOTE CONTROL(B)	(1)		
35	32823-ZV5-003	PLUG, INNER CONNECTOR .....	(7)		
36	32824-ZV5-003	PLUG, OUTER CONNECTOR .....	(1)		
37	32901-952-770	TIE, CABLE(NATURAL)(2.4X92) ..	(1)		
38	35100-ZV5-013	SWITCH ASSY., COMBINATION ...	(1)		
39	35370-ZV5-823	SWITCH ASSY., POWER TRIM-TILT	(1)		
40	35701-MG9-950	BAND(BLACK 3.5X140) .....	(1)		
41	36180-ZV5-033	SWITCH ASSY., EMERGENCY STOP	(1)		
42	36182-ZV4-651	CORD COMP., EMERGENCY .....	(1)		
43	36187-ZV4-652	CLIP, EMERGENCY LOCK .....	(1)		
44	37210-ZZ5-013	LAMP ASSY., INDICATION .....	(1)		
45	38403-341-672	PLATE, WINKER BUZZER .....	(1)		
46	38410-ZV5-003	BUZZER COMP., WARNING .....	(1)		

Ref. No.	Part No.	Description	Reqd. QTY		Serial No.	Parts catalogue code
			BF	A		
47	87701-ZZ5-020	PLATE, REMOTE CONTROL (COUTION COLOR=RED & YELLOW)	(1)			
	87701-ZZ5-780	PLATE, REMOTE CONTROL(EU) ...	(1)		-----	----- LD,XCD,XCT,XD,XT,XXCD,XXD,XXT
48	87701-ZZ5-790	PLATE, REMOTE CONTROL(REVERSE)	(1)		-----	----- LU,XCU,XU,XXCU,XXU
49	87702-ZW9-800	MARK, FAST IDLE .....	(1)			
50	90008-ZW9-000	BOLT, FLANGE, 8X35 .....	(1)			
51	90105-MM4-000	SCREW, PAN, 6X10 .....	(1)			
52	90108-ZW4-000	SCREW, FLAT, 5X12 .....	(2)			
53	90125-ZV5-000	SCREW, 6X95 .....	(3)			
54	90302-921-000	NUT, HEX., 16MM .....	(1)			
55	90304-ZV4-000	NUT, HEX., 6MM .....	(3)			
56	90401-ZW4-000	WASHER, PLAIN, 4MM .....	(2)			
57	90402-ZW4-000	WASHER, PLAIN, 5MM .....	(2)			
58	90502-ZV4-000	WASHER, PLAIN, 5MM .....	(1)			
59	90504-921-010	WASHER, PLAIN, 6MM .....	(5)			
60	90512-921-010	WASHER, 6MM .....	(6)			
61	90518-921-000	WASHER, PLAIN, 8MM .....	(1)			
62	90557-ZV5-000	WASHER, 28MM .....	(1)			
63	90751-ZV5-000	PIN, LOCK, 6MM .....	(2)			
64	90772-ZV5-000	PIN, 6X6 .....	(1)			
65	91151-ZV5-000	ROLLER, CLICK .....	(1)			
66	91475-SB6-000	CLIP, WIRE HARNESS(6.3MM) ...	(1)			
67	91567-ZV5-000	COLLAR, LINK JOINT .....	(2)			
68	91570-ZV5-000	COLLAR, DISTANCE, 6X10X43.5	(3)			
69	92101-05016-4J	BOLT, HEX., 5X16 .....	(1)			
70	93500-05010-4J	SCREW, PAN, 5X10 .....	(2)			
71	93901-250J0	SCREW, TAPPING, 5X8 .....	(2)			
72	93901-251J0	SCREW, TAPPING, 5X10 .....	(3)			
73	93901-252J0	SCREW, TAPPING, 5X12 .....	(1)			
74	93903-262J0	SCREW, TAPPING, 6X16 .....	(2)			
75	93905-255J0	SCREW, TAPPING, 5X25 .....	(7)			
76	94001-06490-0S	NUT, HEX., 6MM .....	(1)			
77	94002-05490-0S	NUT, HEX., 5MM .....	(1)			
78	94540-03029	E-RING, 3MM .....	(1)			
79	94540-04029	E-RING, 4MM .....	(1)			
80	94540-07029	E-RING, 7MM .....	(1)			





ZX23Y0200A

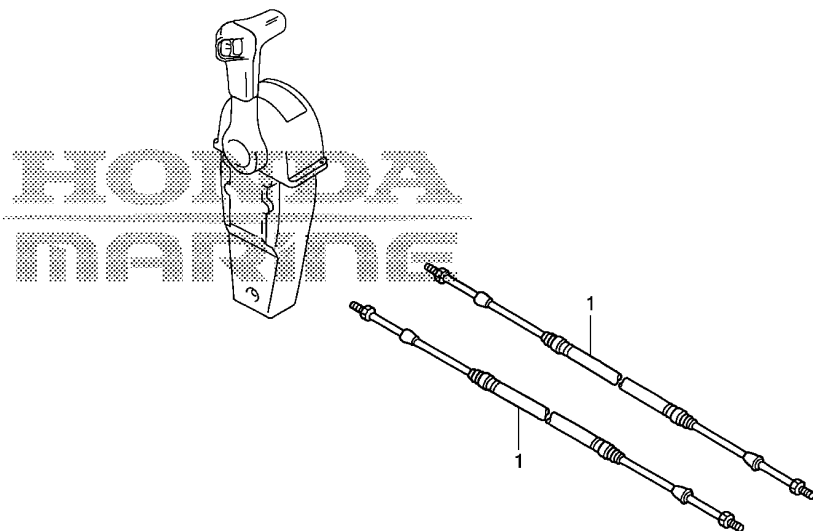
Ref. L.O.N. (Relative ref. Number) F.R.T.  
No. Description

NO INFORMATION .....

3

Ref. No.	Part No.	Description	Reqd. QTY	Serial No.	Parts catalogue code
			BF 250 A		
1	24910-ZY3-003	CABLE COMP., REMOTE CONTROL (10')(LOW FRICTION)	(2)		
	24911-ZW7-U01	CABLE ASSY., PUSH-PULL (33C-5FT)	(2)		
	24911-ZY3-003	CABLE COMP., REMOTE CONTROL (11')(LOW FRICTION)	(2)		
	24912-ZW7-U01	CABLE ASSY., PUSH-PULL (33C-6FT)	(2)		
	24912-ZY3-003	CABLE COMP., REMOTE CONTROL (12')(LOW FRICTION)	(2)		
	24913-ZW7-U01	CABLE ASSY., PUSH-PULL (33C-7FT)	(2)		
	24913-ZY3-003	CABLE COMP., REMOTE CONTROL (13')(LOW FRICTION)	(2)		
	24914-ZW7-U01	CABLE ASSY., PUSH-PULL (33C-8FT)	(2)		
	24914-ZY3-003	CABLE COMP., REMOTE CONTROL (14')(LOW FRICTION)	(2)		
	24915-ZW7-U01	CABLE ASSY., PUSH-PULL (33C-9FT)	(2)		
	24915-ZY3-003	CABLE COMP., REMOTE CONTROL (15')(LOW FRICTION)	(2)		
	24916-ZW7-U01	CABLE ASSY., PUSH-PULL (33C-10FT)	(2)		
	24916-ZY3-003	CABLE COMP., REMOTE CONTROL (16')(LOW FRICTION)	(2)		
	24917-ZW7-U01	CABLE ASSY., PUSH-PULL (33C-11FT)	(2)		

Ref. No.	Part No.	Description	Reqd. QTY	Serial No.	Parts catalogue code
			BF 250 A		
(1)	24917-ZY3-003	CABLE COMP., REMOTE CONTROL (17')(LOW FRICTION)	(2)		
	24918-ZW7-U01	CABLE ASSY., PUSH-PULL (33C-12FT)	(2)		
	24918-ZY3-003	CABLE COMP., REMOTE CONTROL (18')(LOW FRICTION)	(2)		
	24919-ZW7-U01	CABLE ASSY., PUSH-PULL (33C-13FT)	(2)		
	24919-ZY3-003	CABLE COMP., REMOTE CONTROL (19')(LOW FRICTION)	(2)		
	24920-ZW7-U01	CABLE ASSY., PUSH-PULL (33C-14FT)	(2)		
	24920-ZY3-003	CABLE COMP., REMOTE CONTROL (20')(LOW FRICTION)	(2)		
	24921-ZW7-U01	CABLE ASSY., PUSH-PULL (33C-15FT)	(2)		
	24921-ZY3-003	CABLE COMP., REMOTE CONTROL (21')(LOW FRICTION)	(2)		
	24922-ZW7-U01	CABLE ASSY., PUSH-PULL (33C-16FT)	(2)		
	24922-ZY3-003	CABLE COMP., REMOTE CONTROL (22')(LOW FRICTION)	(2)		
	24923-ZW7-U01	CABLE ASSY., PUSH-PULL (33C-17FT)	(2)		
	24923-ZY3-003	CABLE COMP., REMOTE CONTROL (23')(LOW FRICTION)	(2)		
	24924-ZW7-U01	CABLE ASSY., PUSH-PULL (33C-18FT)	(2)		
	24924-ZY3-003	CABLE COMP., REMOTE CONTROL (24')(LOW FRICTION)	(2)		
	24925-ZW7-U01	CABLE ASSY., PUSH-PULL (33C-19FT)	(2)		
	24925-ZY3-003	CABLE COMP., REMOTE CONTROL (25')(LOW FRICTION)	(2)		
	24926-ZW7-U01	CABLE ASSY., PUSH-PULL (33C-20FT)	(2)		
	24926-ZY3-003	CABLE COMP., REMOTE CONTROL (26')(LOW FRICTION)	(2)		
	24927-ZW7-U01	CABLE ASSY., PUSH-PULL (33C-21FT)	(2)		
	24927-ZY3-003	CABLE COMP., REMOTE CONTROL (27')(LOW FRICTION)	(2)		
	24928-ZW7-U01	CABLE ASSY., PUSH-PULL (33C-22FT)	(2)		
	24928-ZY3-003	CABLE COMP., REMOTE CONTROL (28')(LOW FRICTION)	(2)		
	24929-ZW7-U01	CABLE ASSY., PUSH-PULL (33C-23FT)	(2)		
	24929-ZY3-003	CABLE COMP., REMOTE CONTROL (29')(LOW FRICTION)	(2)		
	24930-ZW7-U01	CABLE ASSY., PUSH-PULL (33C-24FT)	(2)		
	24930-ZY3-003	CABLE COMP., REMOTE CONTROL (30')(LOW FRICTION)	(2)		
	24931-ZW7-U01	CABLE ASSY., PUSH-PULL (33C-25FT)	(2)		
	24931-ZY3-003	CABLE COMP., REMOTE CONTROL (31')(LOW FRICTION)	(2)		



ZX23Y0200A

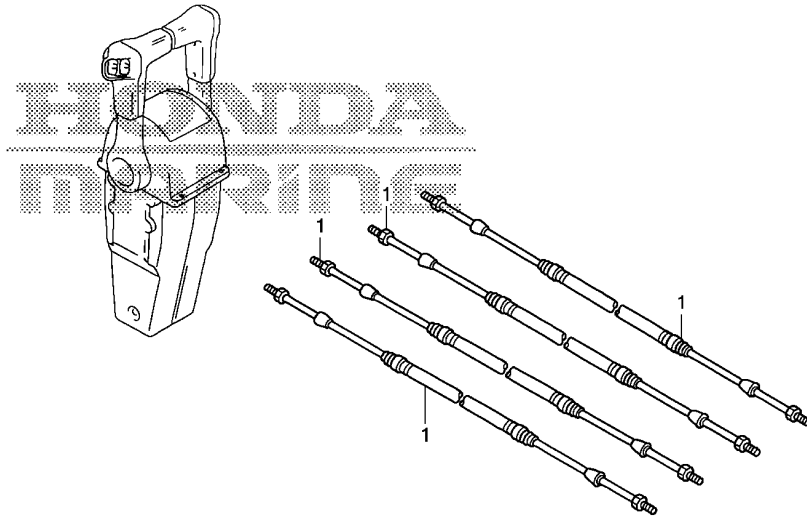
3

Ref. No.	Part No.	Description	Reqd. QTY BF 250 A	Serial No.	Parts catalogue code
(1)	24932-ZW7-U01	CABLE ASSY., PUSH-PULL (33C-26FT)	(2)		
	24932-ZY3-003	CABLE COMP., REMOTE CONTROL (32')(LOW FRICTION)	(2)		
	24933-ZW7-U01	CABLE ASSY., PUSH-PULL (33C-27FT)	(2)		
	24933-ZY3-003	CABLE COMP., REMOTE CONTROL (33')(LOW FRICTION)	(2)		
	24934-ZW7-U01	CABLE ASSY., PUSH-PULL (33C-28FT)	(2)		
	24934-ZY3-003	CABLE COMP., REMOTE CONTROL (34')(LOW FRICTION)	(2)		
	24935-ZW7-U01	CABLE ASSY., PUSH-PULL (33C-29FT)	(2)		
	24935-ZY3-003	CABLE COMP., REMOTE CONTROL (35')(LOW FRICTION)	(2)		
	24936-ZW7-U01	CABLE ASSY., PUSH-PULL (33C-30FT)	(2)		
	24937-ZW7-U01	CABLE ASSY., PUSH-PULL (33C-31FT)	(2)		
	24938-ZW7-U01	CABLE ASSY., PUSH-PULL (33C-32FT)	(2)		

FOP-2-1

CABLE(DUAL)

J 3



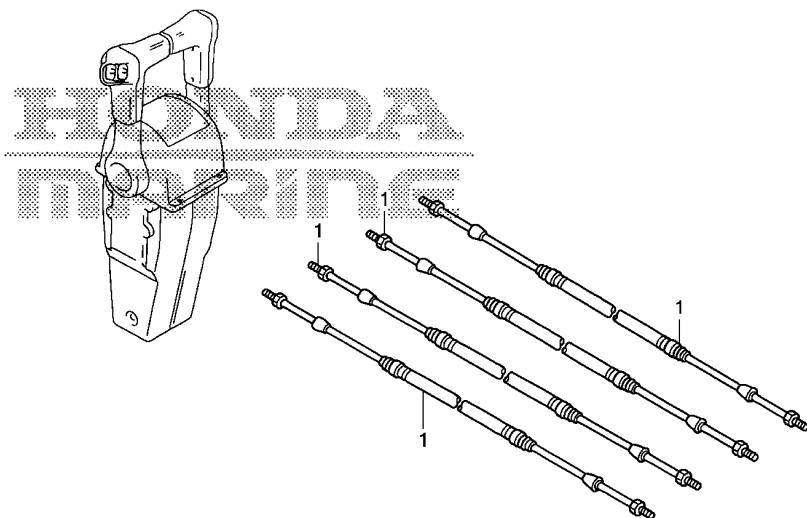
ZX23Y0201A

Ref. L.O.N. (Relative ref. Number) F.R.T.  
No. Description

NO INFORMATION .....

Ref. No.	Part No.	Description	Reqd. QTY	Serial No.	Parts catalogue code
1	24910-ZY3-003	CABLE COMP., REMOTE CONTROL (10')(LOW FRICTION)	BF 250 A (4)		
	24911-ZW7-U01	CABLE ASSY., PUSH-PULL (33C-5FT)	(4)		
	24911-ZY3-003	CABLE COMP., REMOTE CONTROL (11')(LOW FRICTION)	(4)		
	24912-ZW7-U01	CABLE ASSY., PUSH-PULL (33C-6FT)	(4)		
	24912-ZY3-003	CABLE COMP., REMOTE CONTROL (12')(LOW FRICTION)	(4)		
	24913-ZW7-U01	CABLE ASSY., PUSH-PULL (33C-7FT)	(4)		
	24913-ZY3-003	CABLE COMP., REMOTE CONTROL (13')(LOW FRICTION)	(4)		
	24914-ZW7-U01	CABLE ASSY., PUSH-PULL (33C-8FT)	(4)		
	24914-ZY3-003	CABLE COMP., REMOTE CONTROL (14')(LOW FRICTION)	(4)		
	24915-ZW7-U01	CABLE ASSY., PUSH-PULL (33C-9FT)	(4)		
	24915-ZY3-003	CABLE COMP., REMOTE CONTROL (15')(LOW FRICTION)	(4)		
	24916-ZW7-U01	CABLE ASSY., PUSH-PULL (33C-10FT)	(4)		
	24916-ZY3-003	CABLE COMP., REMOTE CONTROL (16')(LOW FRICTION)	(4)		
	24917-ZW7-U01	CABLE ASSY., PUSH-PULL (33C-11FT)	(4)		

3

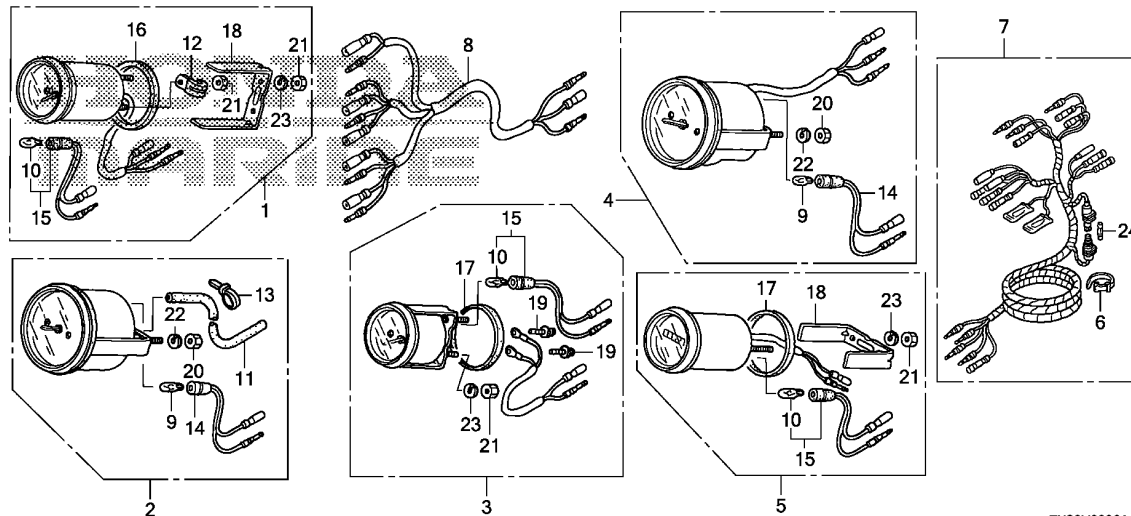


ZX23Y0201A

3

Ref. No.	Part No.	Description	Reqd. QTY	Serial No.	Parts catalogue code
(1)	24917-ZY3-003	CABLE COMP., REMOTE CONTROL (17')(LOW FRICTION)	BF 250 A (4)		
	24918-ZW7-U01	CABLE ASSY., PUSH-PULL (33C-12FT)	(4)		
	24918-ZY3-003	CABLE COMP., REMOTE CONTROL (18')(LOW FRICTION)	(4)		
	24919-ZW7-U01	CABLE ASSY., PUSH-PULL (33C-13FT)	(4)		
	24919-ZY3-003	CABLE COMP., REMOTE CONTROL (19')(LOW FRICTION)	(4)		
	24920-ZW7-U01	CABLE ASSY., PUSH-PULL (33C-14FT)	(4)		
	24920-ZY3-003	CABLE COMP., REMOTE CONTROL (20')(LOW FRICTION)	(4)		
	24921-ZW7-U01	CABLE ASSY., PUSH-PULL (33C-15FT)	(4)		
	24921-ZY3-003	CABLE COMP., REMOTE CONTROL (21')(LOW FRICTION)	(4)		
	24922-ZW7-U01	CABLE ASSY., PUSH-PULL (33C-16FT)	(4)		
	24922-ZY3-003	CABLE COMP., REMOTE CONTROL (22')(LOW FRICTION)	(4)		
	24923-ZW7-U01	CABLE ASSY., PUSH-PULL (33C-17FT)	(4)		
	24923-ZY3-003	CABLE COMP., REMOTE CONTROL (23')(LOW FRICTION)	(4)		
	24924-ZW7-U01	CABLE ASSY., PUSH-PULL (33C-18FT)	(4)		

Ref. No.	Part No.	Description	Reqd. QTY	Serial No.	Parts catalogue code
			BF 250 A		
(1)	24924-ZY3-003	CABLE COMP., REMOTE CONTROL (24')(LOW FRICTION)	(4)		
	24925-ZW7-U01	CABLE ASSY., PUSH-PULL (33C-19FT)	(4)		
	24925-ZY3-003	CABLE COMP., REMOTE CONTROL (25')(LOW FRICTION)	(4)		
	24926-ZW7-U01	CABLE ASSY., PUSH-PULL (33C-20FT)	(4)		
	24926-ZY3-003	CABLE COMP., REMOTE CONTROL (26')(LOW FRICTION)	(4)		
	24927-ZW7-U01	CABLE ASSY., PUSH-PULL (33C-21FT)	(4)		
	24927-ZY3-003	CABLE COMP., REMOTE CONTROL (27')(LOW FRICTION)	(4)		
	24928-ZW7-U01	CABLE ASSY., PUSH-PULL (33C-22FT)	(4)		
	24928-ZY3-003	CABLE COMP., REMOTE CONTROL (28')(LOW FRICTION)	(4)		
	24929-ZW7-U01	CABLE ASSY., PUSH-PULL (33C-23FT)	(4)		
	24929-ZY3-003	CABLE COMP., REMOTE CONTROL (29')(LOW FRICTION)	(4)		
	24930-ZW7-U01	CABLE ASSY., PUSH-PULL (33C-24FT)	(4)		
	24930-ZY3-003	CABLE COMP., REMOTE CONTROL (30')(LOW FRICTION)	(4)		
	24931-ZW7-U01	CABLE ASSY., PUSH-PULL (33C-25FT)	(4)		
	24931-ZY3-003	CABLE COMP., REMOTE CONTROL (31')(LOW FRICTION)	(4)		
	24932-ZW7-U01	CABLE ASSY., PUSH-PULL (33C-26FT)	(4)		
	24932-ZY3-003	CABLE COMP., REMOTE CONTROL (32')(LOW FRICTION)	(4)		
	24933-ZW7-U01	CABLE ASSY., PUSH-PULL (33C-27FT)	(4)		
	24933-ZY3-003	CABLE COMP., REMOTE CONTROL (33')(LOW FRICTION)	(4)		
	24934-ZW7-U01	CABLE ASSY., PUSH-PULL (33C-28FT)	(4)		
	24934-ZY3-003	CABLE COMP., REMOTE CONTROL (34')(LOW FRICTION)	(4)		
	24935-ZW7-U01	CABLE ASSY., PUSH-PULL (33C-29FT)	(4)		
	24935-ZY3-003	CABLE COMP., REMOTE CONTROL (35')(LOW FRICTION)	(4)		
	24936-ZW7-U01	CABLE ASSY., PUSH-PULL (33C-30FT)	(4)		
	24937-ZW7-U01	CABLE ASSY., PUSH-PULL (33C-31FT)	(4)		
	24938-ZW7-U01	CABLE ASSY., PUSH-PULL (33C-32FT)	(4)		

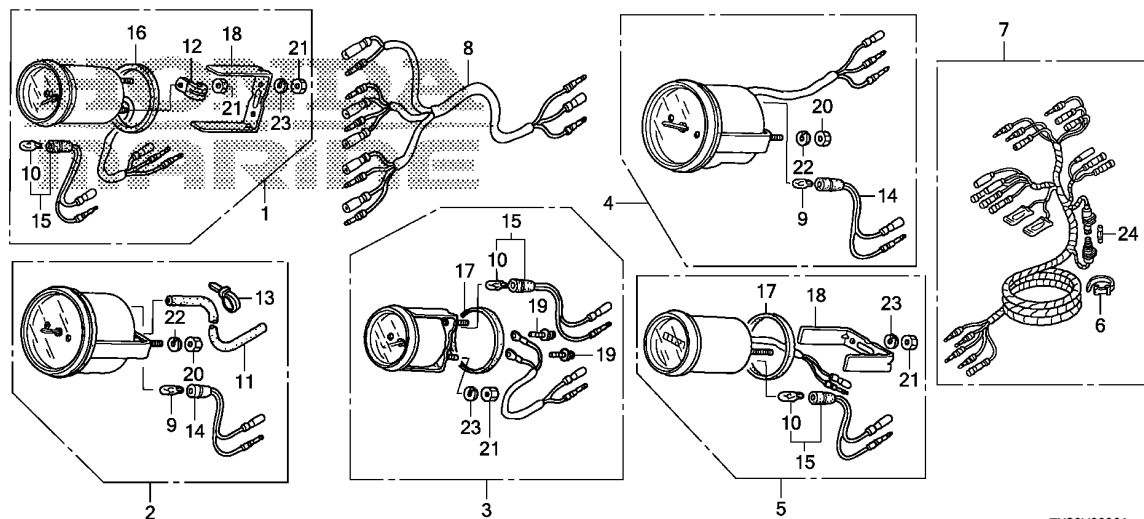


Ref. L.O.N. (Relative ref. Number) F.R.T.  
No. Description

NO INFORMATION .....

ZX23Y0300A

Ref. No.	Part No.	Description	Reqd. QTY	Serial No.	Parts catalogue code
			BF 250 A		
1	06372-ZW5-U01	METER KIT, TRIM .....	(1)		
	06372-ZW5-U11	METER KIT, TRIM(B) .....	(1)		
2	06373-ZW5-U01	SPEEDOMETER KIT .....	(1)		
	06373-ZW5-U11	SPEEDOMETER KIT(B) .....	(1)		
3	06374-ZW5-U00	METER KIT, VOLT .....	(1)		
	06374-ZW5-U10	METER KIT, VOLT(B) .....	(1)		
4	06375-ZW5-U01	METER KIT, TACHO .....	(1)		
	06375-ZW5-U11	METER KIT, TACHO(B) .....	(1)		
5	06397-ZW5-U00	METER KIT, HOUR .....	(1)		
	06397-ZW5-U10	METER KIT, HOUR(B) .....	(1)		
6	32161-404-000	BAND B1, WIRE .....	(1)		
7	32540-ZZ3-000	HARNESS ASSY., METER(A) .....	(1)		
8	32550-ZW5-U00	HARNESS ASSY., METER(B) .....	(1)		
9	34908-MB9-871	BULB, WEDGE BASE(T10) (12V 1.7W) (STANLEY)	(2)		
10	34908-MG9-951	BULB, WEDGE BASE(12V 1.7W) ..	(3)		
11	37202-ZW5-U01	TUBE, SPEED METER(4X7X8000) ..	(1)		
12	37215-KM1-670	CLAMP .....	(1)		
13	37226-MZ5-008	BAND, SELF LOCK .....	(1)		
14	37258-ZV5-U01	SOCKET COMP. ....	(2)		
15	37258-ZW5-U01	SOCKET COMP. ....	(3)		
16	37263-ZV5-821	PACKING .....	(1)		
17	37264-ZV5-821	PACKING .....	(2)		
18	37266-ZV5-821	BRACKET .....	(2)		
19	37305-KE5-008	SCREW-WASHER, 3X22 .....	(2)		
20	90309-ZV5-821	NUT, HEX., 5MM .....	(4)		



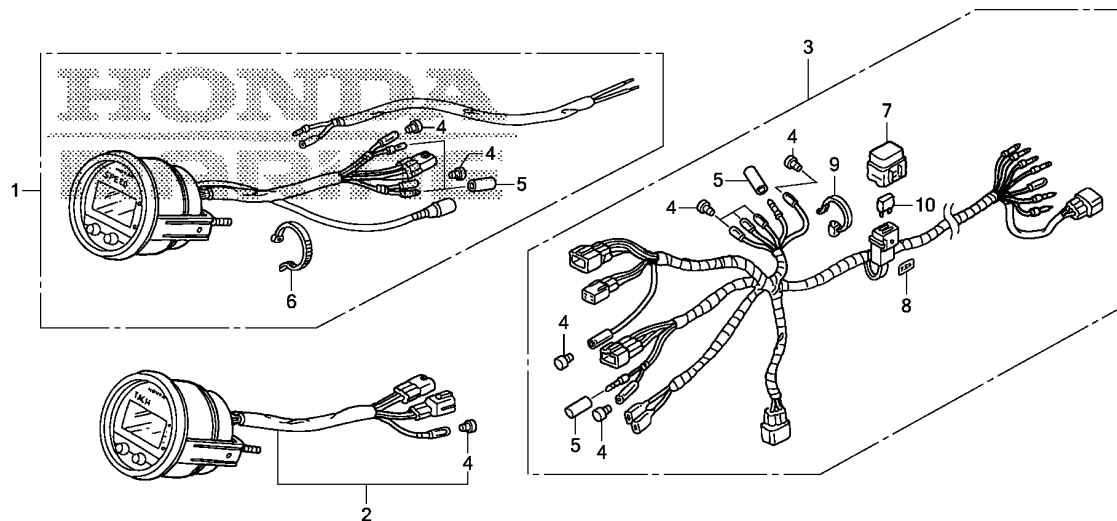
ZX23Y0300A

Ref. No.	Part No.	Description	Reqd. QTY		Serial No.	Parts catalogue code
			BF	A		
21	90310-ZV5-821	NUT, HEX., 4MM .....	(7)			
22	90550-ZV5-821	WASHER, SPRING, 5MM .....	(4)			
23	90560-ZV5-821	WASHER, SPRING, 4MM .....	(6)			
24	98200-11000	FUSE A(10A) .....	(1)			

FOP-3-1

METER KIT(DIGITAL)

J 8




ZX23Y0301A

Ref. L.O.N. (Relative ref. Number) F.R.T.  
No. Description

NO INFORMATION .....

3

Ref. No.	Part No.	Description	Reqd. QTY	Serial No.	Parts catalogue code
			BF 250 A		
1	06373-ZY3-811	SPEEDOMETER KIT(DIGITAL) .....	(1)		
2	06375-ZY3-812	METER KIT, TACHO(DIGITAL) (USE FOR 32540-ZY3-802)	(1)		
3	32540-ZZ3-740	HARNESS ASSY., METER(A) (DIGITAL)	(1)		
4	32823-ZV5-003	PLUG, INNER CONNECTOR .....	(9)		
5	32824-ZV5-003	PLUG, OUTER CONNECTOR .....	(4)		
6	35701-MG9-950	BAND(BLACK 3.5X140) .....	(3)		
7	38216-ZY3-801	COVER ASSY., FUSE(7.5A) .....	(1)		
8	87117-ZY3-800	MARK, FUSE(7.5A) .....	(1)		
9	90650-ZY1-003	TIE, CABLE .....	(1)		
10	98200-30750	FUSE, BLADE(7.5A) .....	(2)		



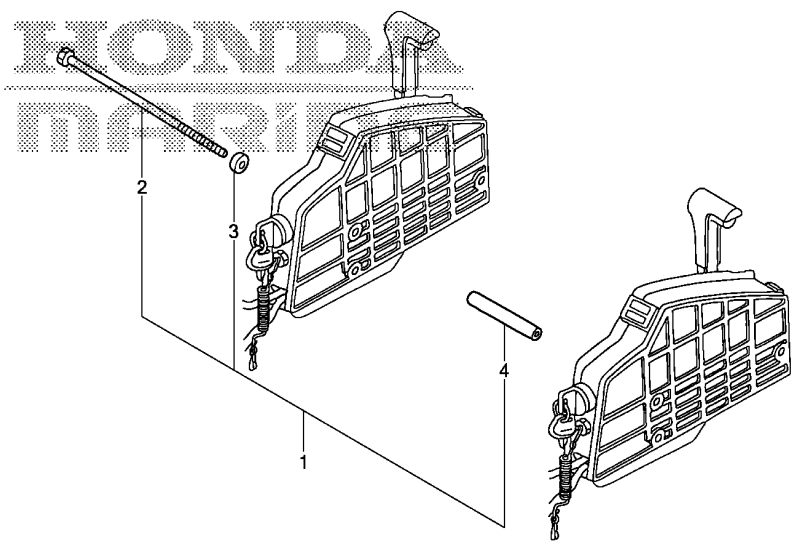
ZX23Y0400A

Ref. L.O.N. (Relative ref. Number) F.R.T.  
No. Description

NO INFORMATION .....

Ref. No.	Part No.	Description	Reqd. QTY	Serial No.	Parts catalogue code
			BF 250 A		
1	06881-ZW5-U01	COVER KIT, REMOTE CONTROL BOX (TOP MOUNT SINGLE)	(1)		
2	06881-ZW5-U11	COVER KIT, REMOTE CONTROL BOX (TOP MOUNT DUAL)	(1)		





ZX23Y0500A

Ref. No.	L.O.N.	(Relative ref. Number) Description	F.R.T.
----------	--------	------------------------------------	--------

NO INFORMATION .....

3

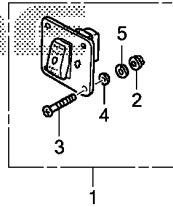
Ref. No.	Part No.	Description	Reqd. QTY	Serial No.	Parts catalogue code
			BF 250 A		
1	06900-ZW5-U00	BOLT KIT, SIDE REMOTE CONTROL	(1)		
2	90021-ZW5-U00	BOLT, SPECIAL, 6X220 .....	(3)		
3	90511-ZW5-U00	COLLAR, DISTANCE(A) .....	(3)		
4	90512-ZW5-U00	COLLAR, DISTANCE(B) .....	(3)		

FOP-6

LIGHT SWITCH KIT

J11

HONDA  
MARINE



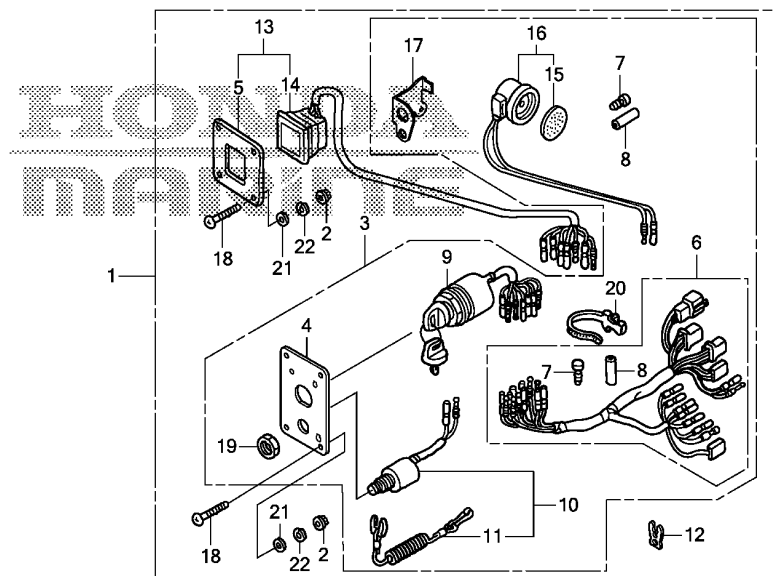
ZX23Y0600A

Ref. L.O.N. (Relative ref. Number) F.R.T.  
No. Description

NO INFORMATION .....

Ref. No.	Part No.	Description	Reqd. QTY	Serial No.	Parts catalogue code
			BF 250 A		
1	06352-ZW5-U01	SWITCH KIT, LIGHT .....	(1)		
2	18334-MT8-770	NUT, FLANGE, 5MM .....	(4)		
3	90109-ZW5-000	SCREW, PAN, 5X40 .....	(4)		
4	94103-05400	WASHER, PLAIN, 5MM .....	(4)		
5	94111-05400	WASHER, SPRING, 5MM .....	(4)		

3



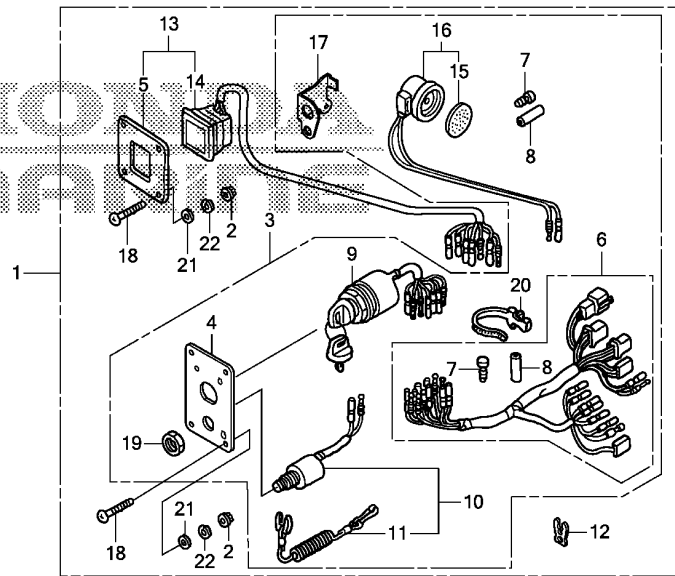
ZX23Y0700A

Ref. L.O.N. (Relative ref. Number) F.R.T.  
No. Description

NO INFORMATION .....

3

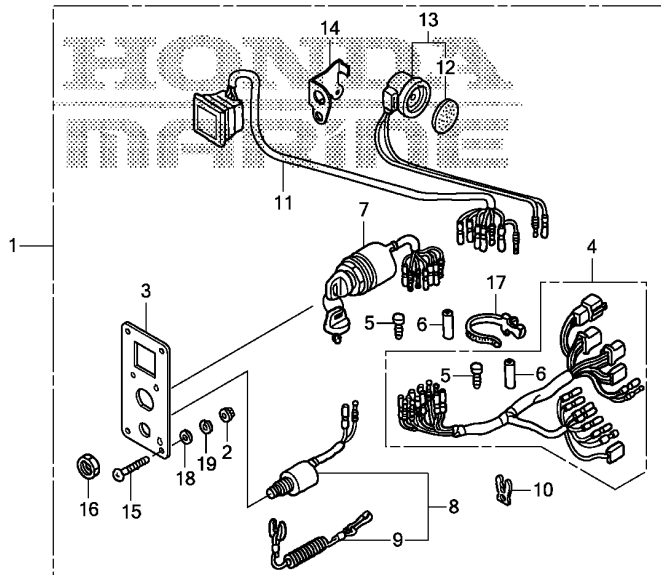
Ref. No.	Part No.	Description	Reqd. QTY	Serial No.	Parts catalogue code
			BF 250 A		
1	06323-ZZ5-663	PANEL KIT, SWITCH(B)(4-LED)	(1)	-----	LD,XCD,XD,XXCD,XXD
	06323-ZZ5-793	PANEL KIT, SWITCH	(1)	-----	LU,XCU,XU,XXCU,XXU
	06323-ZZ5-664	PANEL KIT, SWITCH(B)(4-LED)	(1)	-----	XCT,XT,XXT
2	18334-MT8-770	NUT, FLANGE, 5MM	(8)		
3	32341-ZZ5-763	PANEL ASSY., SWITCH	(1)	-----	LD,XCD,XCT,XD,XT,XXCD,XXD,XXT
	32341-ZZ5-792	.....	(1)	-----	LU,XCU,XU,XXCU,XXU
4	32346-ZZ5-761	PANEL, CONTROL	(1)	-----	LD,XCD,XCT,XD,XT,XXCD,XXD,XXT
	32346-ZZ5-791	.....	(1)	-----	LU,XCU,XU,XXCU,XXU
5	32347-ZZ5-761	PANEL, CONTROL	(1)		
6	32545-ZZ5-000	HARNESS ASSY., SWITCH PANEL	(1)		
7	32823-ZV5-003	PLUG, INNER CONNECTOR	(8)		
8	32824-ZV5-003	PLUG, OUTER CONNECTOR	(3)		
9	35100-ZV5-013	SWITCH ASSY., COMBINATION	(1)		
10	36180-ZV5-033	SWITCH ASSY., EMERGENCY STOP	(1)		
11	36182-ZV4-651	CORD COMP., EMERGENCY	(1)		
12	36187-ZV4-652	CLIP, EMERGENCY LOCK	(1)		
13	37205-ZZ5-762	PANEL ASSY., INDICATOR(4-LED)	(1)		
14	37210-ZZ5-762	LAMP ASSY., INDICATION(4-LED)	(1)		
15	38403-341-672	PLATE, WINKER BUZZER	(1)		
16	38410-ZV5-003	BUZZER COMP., WARNING	(1)		
17	38414-ZZ5-003	BRACKET, BUZZER	(1)		
18	90109-ZW5-000	SCREW, PAN, 5X40	(8)		
19	90302-921-000	NUT, HEX., 16MM	(1)		
20	90649-SC2-003	BAND, WIRE HARNESS(NATURAL)	(1)		
		(150MM)	(1)		



ZX23Y0700A

Ref. No.	Part No.	Description	Reqd. QTY		Serial No.	Parts catalogue code
			BF	250		
21	94103-05400	WASHER, PLAIN, 5MM	(8)			
22	94111-05400	WASHER, SPRING, 5MM	(8)			





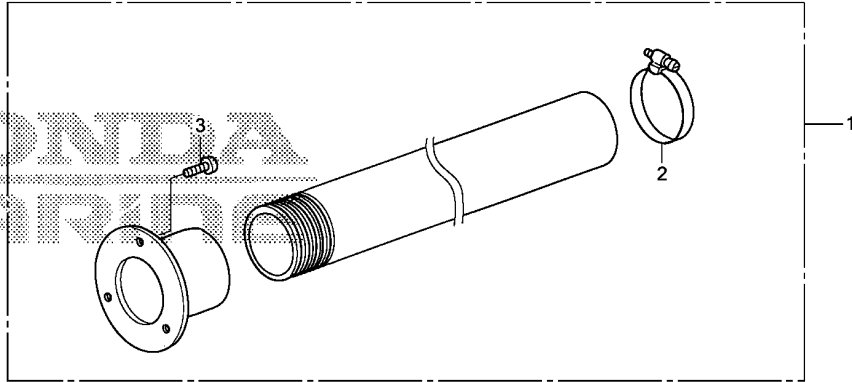
ZX23Y0701A

Ref. L.O.N. (Relative ref. Number) F.R.T.  
No. Description

NO INFORMATION .....

3

Ref. No.	Part No.	Description	Reqd. QTY	Serial No.	Parts catalogue code
			BF 250 A		
1	06323-ZZ5-763	PANEL KIT, SWITCH(4-LED) .....	(1)	-----	LD,XCD,XD,XXCD,XXD
	06323-ZZ5-783	PANEL KIT, SWITCH .....	(1)	-----	LU,XCU,XU,XXCU,XXU
	06323-ZZ5-764	PANEL KIT, SWITCH(4-LED) .....	(1)	-----	XCT,XT,XXT
2	18334-MT8-770	NUT, FLANGE, 5MM .....	(4)		
3	32346-ZZ5-003	PANEL, CONTROL .....	(1)	-----	LD,XCD,XCT,XD,XT,XXCD,XXD,XXT
	32346-ZZ5-781	.....	(1)	-----	LU,XCU,XU,XXCU,XXU
4	32545-ZZ5-000	HARNESS ASSY., SWITCH PANEL .....	(1)		
5	32823-ZV5-003	PLUG, INNER CONNECTOR .....	(8)		
6	32824-ZV5-003	PLUG, OUTER CONNECTOR .....	(3)		
7	35100-ZV5-013	SWITCH ASSY., COMBINATION ...	(1)		
8	36180-ZV5-033	SWITCH ASSY., EMERGENCY STOP	(1)		
9	36182-ZV4-651	CORD COMP., EMERGENCY .....	(1)		
10	36187-ZV4-652	CLIP, EMERGENCY LOCK .....	(1)		
11	37210-ZZ5-712	LAMP ASSY., INDICATION(4-LED)	(1)		
12	38403-341-672	PLATE, WINKER BUZZER .....	(1)		
13	38410-ZV5-003	BUZZER COMP., WARNING .....	(1)		
14	38414-ZZ5-003	BRACKET, BUZZER .....	(1)		
15	90109-ZW5-000	SCREW, PAN, 5X40 .....	(4)		
16	90302-921-000	NUT, HEX., 16MM .....	(1)		
17	90649-SC2-003	BAND, WIRE HARNESS(NATURAL)	(1)		
		(150MM)	(1)		
18	94103-05400	WASHER, PLAIN, 5MM .....	(4)		
19	94111-05400	WASHER, SPRING, 5MM .....	(4)		

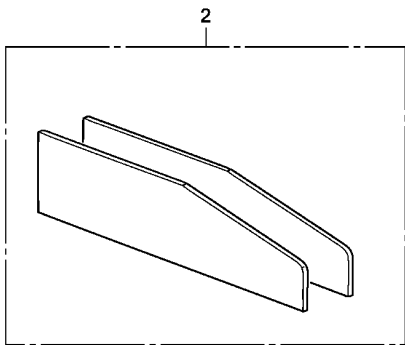
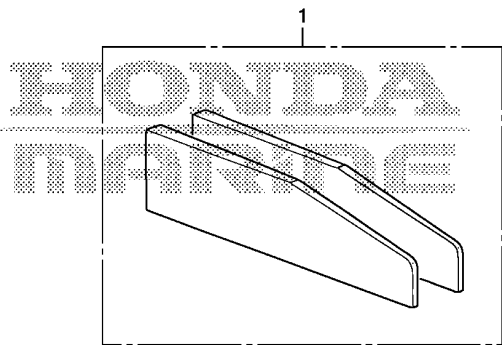


ZX23Y0800A

Ref. No.	L.O.N. (Relative ref. Number)	Description	F.R.T.
----------	-------------------------------	-------------	--------

NO INFORMATION .....

Ref. No.	Part No.	Description	Reqd. QTY	Serial No.	Parts catalogue code
			BF 250 A		
1	06177-ZY3-U02	HOSE KIT, RIGGING .....	(1)		
2	17748-ZY3-U01	CLAMP .....	(1)		
3	17749-ZY3-U01	SCREW, TAPPING .....	(3)		



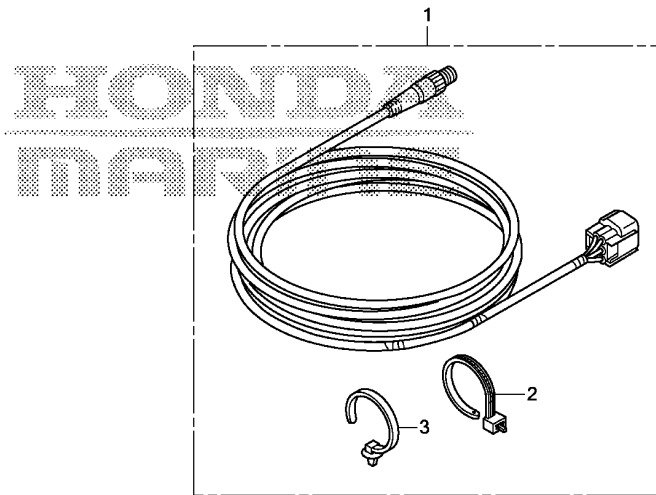
ZX23Y0900A

Ref. No.	L.O.N.	(Relative ref. Number) Description	F.R.T.
----------	--------	------------------------------------	--------

NO INFORMATION .....

3

Ref. No.	Part No.	Description	Reqd. QTY	Serial No.	Parts catalogue code
			BF 250 A		
1	50388-ZY3-U00	PLATE SET, TRIM ADJUST (15MM TAPER)	(1)		
2	50388-ZY3-U10	PLATE SET, TRANSOM(5.5MM FLAT)	(1)		



ZX23Y1000A

Ref. No.	L.O.N.	(Relative ref. Number)	Description	F.R.T.
----------	--------	------------------------	-------------	--------

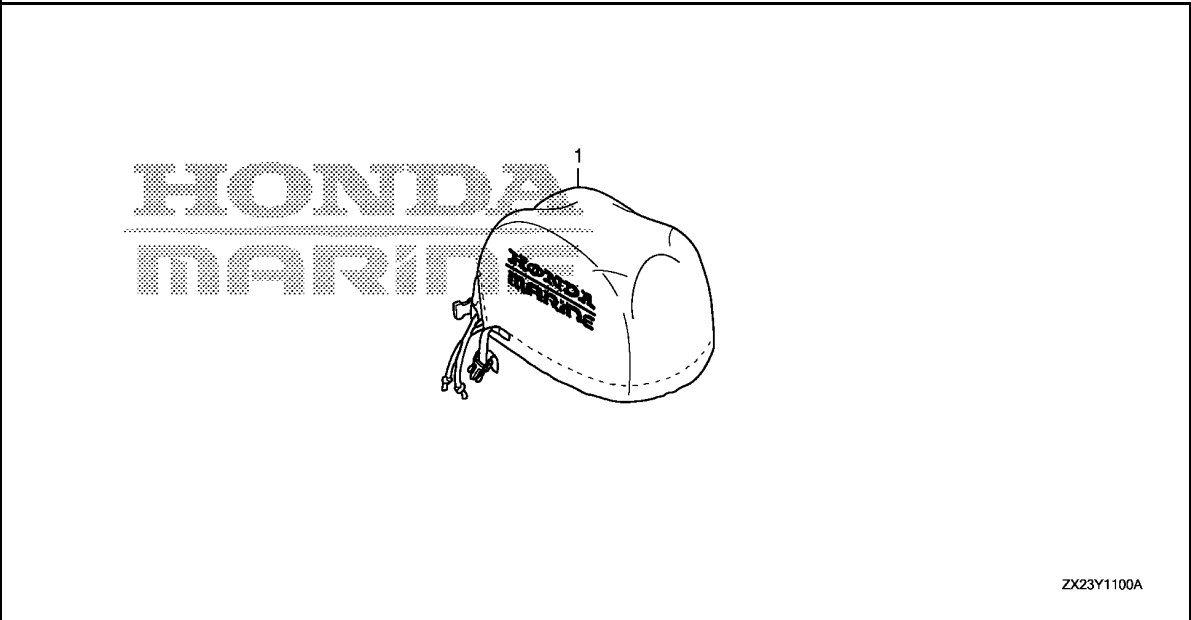
NO INFORMATION .....

Ref. No.	Part No.	Description	Reqd. QTY	Serial No.	Parts catalogue code
			BF 250 A		
1	06328-ZZ3-761	KIT, CABLE(NMEA)(6FT)	(1)	-----	LD,LU,XCD,XCU,XD,XU,XXCD,XXCU,XXD,XXU
	06328-ZZ3-762	.....	(1)	-----	XCT,XT,XXT
2	90650-ZY1-003	TIE, CABLE	(2)		
3	91540-STK-003	CLIP, HARNESS BAND(BLACK)	(2)		
		(155.3MM)			

FOP-11

ENGINE COVER

K 2




ZX23Y1100A

Ref. No.	L.O.N.	(Relative ref. Number)	Description	F.R.T.
NO INFORMATION .....				

3

Ref. No.	Part No.	Description	Reqd. QTY	Serial No.	Parts catalogue code
			BF 250 A		

1	88163-ZY3-U00	COVER, ENGINE .....	(1)		
---	---------------	---------------------	-----	--	--

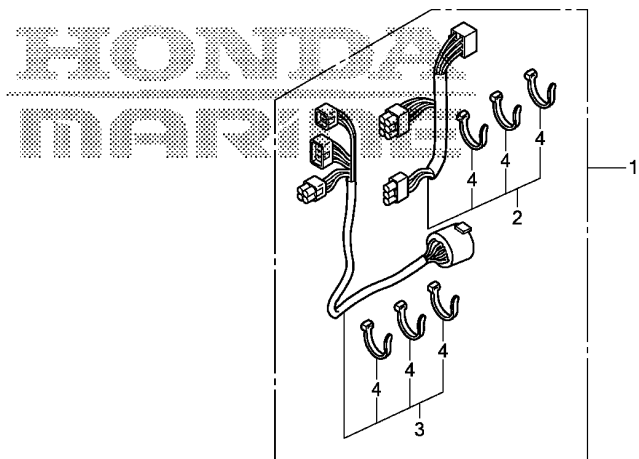


ZX23Y1200A

Ref. No.	L.O.N.	(Relative ref. Number)	Description	F.R.T.
----------	--------	------------------------	-------------	--------

1	2191A8		PROPELLER, THREE BLADES .....	0.2
---	--------	--	-------------------------------	-----

Ref. No.	Part No.	Description	Reqd. QTY	Serial No.	Parts catalogue code
			BF 250 A		
1	58130-ZX2-T01	PROPELLER COMP., THREE BLADES (15-3/4X15)	(1)	-----	LD,LU,XD,XT,XU,XXD,XXT,XXU
	58130-ZX2-T11	PROPELLER COMP., THREE BLADES (15-1/2X17)	(1)	-----	LD,LU,XD,XT,XU,XXD,XXT,XXU
	58130-ZX2-T21	PROPELLER COMP., THREE BLADES (15-1/4X19)	(1)	-----	LD,LU,XD,XT,XU,XXD,XXT,XXU
	58130-ZX2-T31	PROPELLER COMP., THREE BLADES (15X21)	(1)	-----	LD,LU,XD,XT,XU,XXD,XXT,XXU
	58130-ZX2-T41	PROPELLER COMP., THREE BLADES (14-3/4X23)	(1)	-----	LD,LU,XD,XT,XU,XXD,XXT,XXU
	58130-ZX2-T51	PROPELLER COMP., THREE BLADES (14-1/2X25)	(1)	-----	LD,LU,XD,XT,XU,XXD,XXT,XXU
	58130-ZX2-T61	PROPELLER COMP., THREE BLADES (14-1/2X27)	(1)	-----	LD,LU,XD,XT,XU,XXD,XXT,XXU
	58180-ZX2-T01	PROPELLER COMP., THREE BLADES (15-3/4X15) (C/R)	(1)	-----	XCD,XCT,XCU,XXCD,XXCU
	58180-ZX2-T11	PROPELLER COMP., THREE BLADES (15-1/2X17) (C/R)	(1)	-----	XCD,XCT,XCU,XXCD,XXCU
	58180-ZX2-T21	PROPELLER COMP., THREE BLADES (15-1/4X19) (C/R)	(1)	-----	XCD,XCT,XCU,XXCD,XXCU
	58180-ZX2-T31	PROPELLER COMP., THREE BLADES (15X21) (C/R)	(1)	-----	XCD,XCT,XCU,XXCD,XXCU
	58180-ZX2-T41	PROPELLER COMP., THREE BLADES (14-3/4X23) (C/R)	(1)	-----	XCD,XCT,XCU,XXCD,XXCU
	58180-ZX2-T51	PROPELLER COMP., THREE BLADES (14-1/2X25) (C/R)	(1)	-----	XCD,XCT,XCU,XXCD,XXCU
	58180-ZX2-T61	PROPELLER COMP., THREE BLADES (14-1/2X27) (C/R)	(1)	-----	XCD,XCT,XCU,XXCD,XXCU



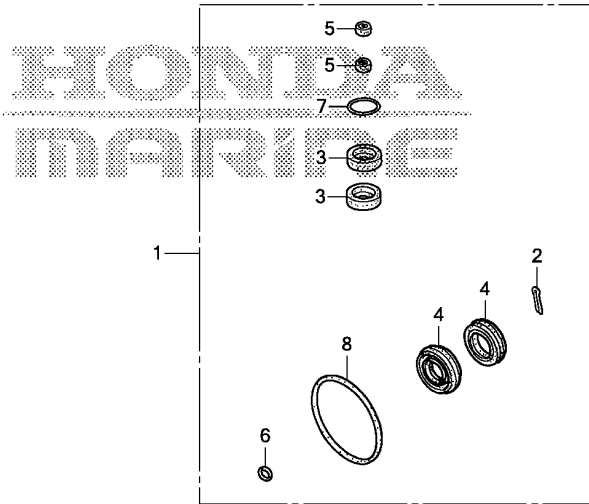
ZX23Y1300A

Ref. L.O.N. (Relative ref. Number) F.R.T.  
No. Description

NO INFORMATION .....

3

Ref. No.	Part No.	Description	Reqd. QTY	Serial No.	Parts catalogue code
1	06325-ZZ5-600	CABLE SET, PANEL INDICATOR (20FT)	(1)		
	06325-ZZ5-700	CABLE SET, PANEL INDICATOR (25FT)	(1)		
	06325-ZZ5-800	CABLE SET, PANEL INDICATOR (30FT)	(1)		
2	32185-ZZ5-600	CORD ASSY., INDICATOR(20FT)	(1)		
	32185-ZZ5-700	CORD ASSY., INDICATOR(25FT)	(1)		
	32185-ZZ5-800	CORD ASSY., INDICATOR(30FT)	(1)		
3	32580-ZZ5-600	CABLE ASSY., SWITCH PANEL (20FT)	(1)		
	32580-ZZ5-700	CABLE ASSY., SWITCH PANEL (25FT)	(1)		
	32580-ZZ5-800	CABLE ASSY., SWITCH PANEL (30FT)	(1)		
4	32901-952-770	TIE, CABLE(NATURAL)(2.4X92)	(6)		



ZX23Y1400B

Ref. No.	L.O.N.	(Relative ref. Number) Description	F.R.T.
1	2101FR	CASE KIT, GEAR .....	1.8
3	2191B1	WATER SEAL, VERTICAL SHAFT ... .NOTE: Same time for two units	1.0
4	2131P3	WATER SEAL, PROPELLER SHAFT .. .NOTE: Same time for two units	1.6
5	2101V3	WATER SEAL, SHIFT ROD .....	1.0
8	2191B6	O-RING, PROPELLER SHAFT HOLDER	1.1

Ref. No.	Part No.	Description	Reqd. QTY	Serial No.	Parts catalogue code
			BF 250 A		
1	06125-ZX2-C00	CASE KIT, GEAR .....	(1)		
2	90758-ZW1-B00	PIN, SPLIT, 4.0 .....	(1)		
3	91251-ZY3-C01	SEAL, WATER, 26X42X7 .....	(2)		
4	91252-ZZ3-003	SEAL, WATER, 30X45X7 .....	(2)		
5	91254-ZY3-003	SEAL, WATER, 12X21X6 .....	(2)		
6	91301-ZW4-003	O-RING, 6.9X1.45 .....	(1)		
7	91308-MJ0-003	O-RING .....	(1)		
8	91351-ZX2-C00	O-RING, 121X3.1 .....	(1)		

# PART NO. INDEX

L 1

Part Number	Address	Page	Ref.	Part Number	Address	Page	Ref.	Part Number	Address	Page	Ref.	Part Number	Address	Page	Ref.				
<b>06000</b>				11871-ZY3-000	E13	50	5	<b>14000</b>				15825-ZY3-003	D3	24	19				
06125-ZX2-C00	K5	135	1	11911-ZX2-000	D6	27	2	14111-ZX2-000	E5	42	1	<b>16000</b>							
06177-ZY3-U02	J15	129	1	11911-ZY3-010	E1	38	1	14211-ZX2-000	E5	42	2	16011-ZY3-A01	F3	56	1				
06192-ZX2-C00	G10	76	35	<b>12000</b>				14261-ZY3-C00	E11	48	4	16013-ZY3-000	F3	56	2	16734-ZY3-000	F4	57	36
06193-ZX2-C00	G10	76	36	12000-ZX2-405ZA	D3	24	3	14270-ZY3-C00	E11	48	5	16015-ZY3-000	F3	56	3	16735-ZY3-004	F4	57	37
06240-ZW5-U00	I1	99	1	12155-ZV4-A00	D3	24	4	14400-P8A-A01	E11	48	6	16016-ZY3-003	F2	55	1	16740-ZY3-A01	E14	51	6
06240-ZW5-U10	I3	101	1	12155-ZV5-000	D7	28	1	14436-ZY3-000	E5	42	3	16020-ZX2-003	F3	56	4	16741-PG7-005	E14	51	7
06240-ZW5-U20	I5	103	1	12155-ZY3-000	D3	24	5	14510-ZY3-003	E11	48	7	16024-ZX2-003	F6	59	34	16751-ZY3-000	F7	60	7
06240-ZW5-U30	I7	105	1	12164-ZY3-000	D3	24	6	14515-ZY3-000	E11	48	8	16026-ZY3-000	F3	56	6	16752-ZY3-000	F4	57	38
06240-ZW7-U00	I9	107	1	12171-ZY3-305	D3	24	7	14526-ZX2-405ZA	E11	48	10	16030-ZX2-003	F3	56	7	16752-ZY3-A00	E14	51	8
06240-ZW7-U10	I11	109	1	12204-PJ7-305	E1	38	2	14529-ZY3-000	E11	48	11	16031-ZY3-010	F3	56	8	16753-ZY3-000	F5	58	2
06241-ZW5-U00	I1	99	2	12205-PJ7-305	E1	38	3	14550-ZY3-003	E11	48	12	16036-ZY3-003	F3	56	9	16754-ZY3-000	F5	58	3
06241-ZW5-U10	I5	103	2	12210-ZY3-010ZA	E1	38	5	14551-P8A-A01	E11	48	13	16041-ZY3-000	F3	56	10	16755-ZY3-003	E14	51	9
06323-ZZ5-663	J12	126	1	12211-PZ1-004	E1	38	6	14555-ZY3-003	E11	48	15	16042-ZY3-000	F3	56	11	16757-ZY3-003	E14	51	10
06323-ZZ5-664	J12	126	1	12214-ZV5-000	D3	24	8	14620-P8A-A01	E5	42	4	16061-ZY3-000	F3	56	12	16800-ZX2-003	F5	58	4
06323-ZZ5-763	J14	128	1	12231-ZY3-000	E1	38	7	14626-P8A-A00	E5	42	5	16072-ZY3-000	F3	56	13	16805-ZX2-003	F5	58	5
06323-ZZ5-764	J14	128	1	12241-ZY3-000	E1	38	8	14627-P8A-A00	E5	42	6	16073-ZY3-000	F3	56	14	16807-ZY3-003	F5	58	6
06323-ZZ5-783	J14	128	1	12251-ZY3-A01	E1	38	9	14631-P8A-A00	E5	42	7	16074-ZY3-000	F3	56	15	16814-ZX2-000	F5	58	7
06323-ZZ5-793	J12	126	1	12310-ZY3-405ZA	D1	22	1	14632-RCA-A00	E5	42	8	16075-ZY3-000	F3	56	16	16850-ZX2-000	H7	89	1
06325-ZZ5-600	K4	134	1	12312-ZY3-000	D1	22	2	14645-P8A-A01	E5	42	9	16076-ZY3-000	F3	56	17	16860-ZX2-000	F5	58	8
06325-ZZ5-700	K4	134	1	12320-ZY3-405ZA	D1	22	3	14711-RJA-000	E5	42	10	16077-ZY3-000	F3	56	18	16870-ZX2-000	D1	22	8
06325-ZZ5-800	K4	134	1	12342-P08-004	D1	22	4	14721-RJA-E00	E5	42	11	16078-ZY3-000	F3	56	19	16880-ZX2-000	F5	58	9
06328-ZZ3-761	K1	131	1	<b>13000</b>				14744-PTO-004	E5	42	12	16081-ZW5-010	F3	56	20	16890-ZX2-000	F5	58	10
06328-ZZ3-762	K1	131	1	13010-ZX2-000	D15	36	1	14761-RKG-003	E5	42	13	16082-ZY3-000	F3	56	21	16895-ZY3-000	D1	22	9
06352-ZW5-U01	J11	125	1	13101-ZX2-000	D15	36	2	14762-P8E-A01	E5	42	14	16083-ZY3-000	F3	56	22	16900-ZX2-003	F5	58	11
06372-ZW5-U01	J6	120	1	13111-PEA-000	D15	36	3	14765-RDV-J00	E5	42	15	16086-ZW5-000	F3	56	23	16901-ZZ5-003	F5	58	12
06372-ZW5-U11	J6	120	1	13115-P5A-000	D15	36	4	14775-PM3-000	E5	42	16	16087-ZW5-000	F3	56	24	16904-ZY3-003	F5	58	14
06373-ZW5-U01	J6	120	2	13204-P8A-A01	D15	36	6	14781-RGM-A01	E5	42	17	16088-ZY3-000	F4	57	26	16906-ZZ5-003	F5	58	15
06373-ZW5-U11	J6	120	2	13210-RKG-000	D15	36	7	14820-P8F-A01	E1	38	10	16088-ZY3-000	F4	57	26	16911-759-003	F7	60	8
06373-ZY3-811	J8	122	1	13211-RYE-A01	D15	36	8	<b>15000</b>				16163-GHB-600	F5	58	1	16911-ZY3-010	F4	57	39
06374-ZW5-U00	J6	120	3	13212-RYE-A01	D15	36	8	15100-ZY3-000ZA	D9	30	1	16163-GHB-610	D12	33	1	16912-ZX2-003	F5	58	16
06374-ZW5-U10	J6	120	3	13213-RYE-A01	D15	36	8	15112-ZY3-013	D9	30	2	16176-ZY3-000	F2	55	2	16913-ZY3-000	F4	57	40
06375-ZW5-U01	J6	120	4	13214-RYE-A01	D15	36	8	15113-ZY3-000	D9	30	3	16193-ZY3-A00	F7	60	2	16914-ZX2-000	F5	58	17
06375-ZW5-U11	J6	120	4	13215-RYE-A01	D15	36	8	15115-P8A-A01	D3	24	9	16196-ZY3-A00	F7	60	3	16915-ZX2-000	F5	58	17
06397-ZW5-U00	J6	120	5	13310-RKG-000	D15	36	9	15121-ZY3-000	D9	30	4	16197-ZY3-000	F7	60	4	16915-ZY3-010	F5	58	18
06397-ZW5-U10	J6	120	5	13321-ZX2-003	D15	36	10	15125-P8E-A01	D3	24	9	16198-ZY3-A00	F7	60	5	16915-ZZ5-000	F5	58	19
06411-ZW1-020	H8	90	1	13322-ZX2-003	D15	36	10	15131-ZY3-405	D9	30	5	16199-ZY3-A00	F7	60	6	16918-ZY3-003	F5	58	20
06412-ZY3-000	H8	90	2	13323-ZX2-003	D15	36	10	15132-ZY3-405	D9	30	6	16203-ZY3-000	D1	22	6	16918-ZZ5-003	F5	58	21
06532-ZY3-U00	H8	90	3	13324-ZX2-003	D15	36	10	15140-P8A-A00	D3	24	10	16400-ZY3-A01	F2	55	3	16919-ZY3-003	F5	58	22
06881-ZW5-U01	J9	123	1	13325-ZX2-003	D15	36	10	15142-P8A-A00	D3	24	11	16405-ZY3-000	F2	55	5	16919-ZZ5-003	F5	58	23
06881-ZW5-U11	J9	123	2	13326-ZX2-003	D15	36	10	15150-P8A-A00	D3	24	12	16450-ZY6-003	E14	51	1	16940-ZX2-003	F5	58	24
06900-ZW5-U00	J10	124	1	13331-ZY3-A03	D16	37	11	15220-ZY3-020	D9	30	7	16611-ZY3-A00	E14	51	3	16965-VM0-771	F7	60	10
<b>11000</b>				13334-ZX2-003	D16	37	12	15231-PE0-000	D9	30	8	16614-P5G-003	E14	51	4	16966-MR1-000	G16	82	1
11100-ZY3-415	D6	27	1	13341-ZX2-003	D16	37	12	15232-PG6-000	D9	30	9	16620-ZY3-A00	E14	51	5	16966-MR5-000	G16	82	2
11100-ZY3-415ZA	D6	27	1	13342-ZX2-003	D16	37	12	15233-PC6-000	D9	30	10	16620-ZY3-A00	E14	51	5	<b>17000</b>			
11200-ZY3-010ZA	D3	24	1	13343-ZX2-003	D16	37	12	15280-R70-A00	D3	24	13	16700-ZX2-003	D1	22	7	17051-ZY3-A00	E14	51	11
11300-ZY3-C00	D3	24	2	13344-ZX2-003	D16	37	12	15290-RJA-000	D3	24	14	16701-ZX2-003	F4	57	27	17055-RCA-A01	E14	51	12
11311-ZY3-010ZA	D11	32	1	13345-ZX2-003	D16	37	12	15400-RTA-004	D6	27	4	16611-ZY3-A00	E14	51	3	17061-ZY3-A00	E14	51	13
11381-ZX2-003	D11	32	2	13346-ZX2-003	D16	37	12	15425-ZY3-010	D1	22	5	16614-P5G-003	E14	51	4	17065-RCA-A01	E14	51	14
11812-P8A-A00	E13	50	1	13621-ZY3-C01	E11	48	1	15611-921-000	D6	27	6	16620-ZY3-A00	E14	51	5	17105-P8E-A01	E14	51	15
11820-ZY3-000	E13	50	2	13622-ZY3-C00	E11	48	2	15631-ZW1-000	D6	27	6	16700-ZX2-003	D1	22	7	17105-ZY3-004	E16	53	1
11840-ZY3-010	E13	50	3	13811-ZX2-000	E11	48	3	15655-ZX2-000	D3	24	15	16701-ZX2-003	F4	57	27	17108-ZY3-000	E14	51	16
11861-ZY3-000	E13	50	4					15656-ZY3-000	D3	24	16	16708-ZY3-000	F4	57	28	17109-ZY3-004	E16	53	2
								15657-ZY3-000	D3	24	17	16715-ZW5-023	F4	57	29	17110-ZY3-003	E16	53	3
								15810-ZY3-003ZA	D3	24	18	16718-ZY6-013	F4	57	30	17113-ZY3-003	E16	53	4
												16733-ZW5-000	F4	57	34	17130-ZY3-003ZA	E16	53	5
												16733-ZY3-000	F4	57	35	17138-ZY3-004	E16	53	6
												16734-ZY3-000	F4	57	35	17193-MT2-000	D1	22	10
												16735-ZY3-004	F4	57	35	17201-MG9-000	E16	53	7
												16740-ZY3-A01	E14	51	6	17224-KN5-670	G1	67	1
												16741-PG7-005	E14	51	7				
												16751-ZY3-000	F7	60	7				
												16752-ZY3-000	F4	57	38				
												16752-ZY3-A00	E14	51	8				
												16753-ZY3-000	F5	58	2				
												16754-ZY3-000	F5	58	3				

# PART NO. INDEX

Part Number	Address	Page	Ref.	Part Number	Address	Page	Ref.	Part Number	Address	Page	Ref.	Part Number	Address	Page	Ref.	Part Number	Address	Page	Ref.
17249-PY3-000	F2	55	7	19261-ZY3-000	D7	28	9	24320-ZY3-A20	G9	75	11								
17251-KE8-690	H4	86	1	19269-ZY6-000	F7	60	17	24320-ZY6-000	G9	75	11	24816-ZV5-000	I13	111	7	24834-ZW5-U21	I5	103	19
17315-ZY9-000	F2	55	8	19270-ZY3-000	G6	72	1	24320-ZY6-610	G9	75	11	24816-ZW5-U01	I1	99	9		I7	105	19
17374-ZX2-000	F2	55	9	19271-ZY3-000	G6	72	2	24327-ZW1-000	G1	67	7		I3	101	9	24836-ZV5-000	I13	111	12
17450-KY7-740	F7	60	11	19272-ZY3-000	G6	72	3	24343-ZW1-B02	G9	75	12		I5	103	10	24841-ZV5-000	I13	111	13
17661-921-010	G16	82	3	19277-ZY3-000ZA	D12	33	6	24610-ZY3-A00	G1	67	8		I7	105	10	24845-ZV5-000	I13	111	14
17665-ZX2-003	G16	82	4	19278-ZY3-000	D12	33	7	24612-ZY3-010	G1	67	9		I9	107	8	24850-ZV5-000	I13	111	15
17680-ZX2-003	G16	82	5	19279-ZW9-000	D12	33	8	24613-ZY3-000	G1	67	10		I11	109	8	24854-ZV5-000	I13	111	16
17700-ZX2-000	G16	82	6	19286-ZW1-B00	G3	69	1	24617-ZY3-000	G1	67	11	24817-ZV5-000	I13	111	8	24855-ZV5-000	I13	111	17
17701-ZV5-000	G16	82	7	19289-ZY3-000	G6	72	4	24618-ZY3-000	G1	67	12	24817-ZW5-U01	I1	99	10	24860-ZV5-000	I13	111	18
17703-921-010	G16	82	8	19291-ZW5-000	D12	33	9	24619-ZY3-000	G1	67	13		I3	101	10	24865-ZV5-000	I13	111	19
17704-ZV4-010	G16	82	9	19291-ZW9-000	D12	33	10	24620-ZY3-000	G1	67	14		I5	103	11	24875-ZV5-000	I13	111	20
17721-ZY3-000	F7	60	12	19292-ZW5-000	D12	33	11	24623-ZY3-000	G1	67	15		I7	105	11	24876-ZV5-000	I13	111	21
17723-ZY3-A01	F7	60	13	19294-ZY3-000ZB	D12	33	12	24628-ZY3-000	G1	67	16	24817-ZW7-U01	I9	107	9	24878-ZV5-000	I13	111	22
17724-ZY3-010	F7	60	14	19295-ZY3-000	D12	33	13	24629-ZW1-000	G1	67	17		I11	109	9	24881-ZV5-000	I14	112	23
17738-ZY3-000	H7	89	2	19296-ZY3-000	D12	33	14	24800-ZZ5-040	I13	111	1	24818-ZV5-003	I13	111	9	24883-ZV5-000	I14	112	24
17748-ZY3-U01	J15	129	2	19297-ZW5-000	D12	33	15	24800-ZZ5-782	I13	111	1	24818-ZW5-U01	I1	99	11	24884-ZV5-000	I14	112	25
17749-ZY3-U01	J15	129	3	19297-ZW9-000	D12	33	16	24810-ZW5-U01	I1	99	3		I3	101	11	24885-ZV5-000	I14	112	26
17877-ZY3-000	G1	67	2	19297-ZY3-000	D12	33	17		I5	103	3		I5	103	12	24887-ZV5-000	I14	112	27
17910-ZY3-013	F2	55	10	19298-ZY3-000ZB	D12	33	18		I7	105	3		I7	105	12	24891-ZV5-000	I14	112	28
17931-ZY3-000	G1	67	3	19300-ZX2-003	D7	28	10	24810-ZW5-U11	I3	101	3	24819-ZW5-U01	I1	99	12	24892-ZV5-000	I14	112	29
17936-921-000	G1	67	4	19303-ZX2-003	D7	28	11		I5	103	4		I3	101	12	24894-ZV5-000	I14	112	30
				18000					I7	105	4		I5	103	13	24895-ZV5-000	I14	112	31
									I7	105	4		I7	105	13	24897-ZV5-000	I14	112	32
									I9	107	2		I7	105	13	24898-ZV5-000	I14	112	33
									I11	109	2	24820-ZV5-010	I13	111	10	24899-ZV5-000	I14	112	33
18110-ZY3-010ZA	D7	28	2	19362-ZY3-000	D12	33	20	24811-ZV5-010	I13	111	2	24820-ZW5-U01	I1	99	13	24910-ZY3-003	I16	114	1
18115-ZY3-003	D7	28	3	19366-ZY3-000	D13	34	21	24811-ZW5-U01	I1	99	4		I3	101	13		J3	117	1
18120-ZY3-C01ZA	D7	28	4	19511-ZX2-000	E11	48	16		I3	101	4	24820-ZW5-U21	I5	103	14	24911-ZW7-U01	I16	114	1
18125-ZY3-003	D7	28	5	19540-ZX2-000	F2	55	29		I5	103	5		I7	105	14		J3	117	1
18141-ZY3-A00ZA	D12	33	2						I7	105	5	24825-ZW5-U01	I1	99	14	24911-ZY3-003	I16	114	1
18148-ZY3-003	D12	33	3	23000				24811-ZW7-U01	I9	107	3		I3	101	14		J3	117	1
18149-ZY3-A01	D12	33	4						I11	109	3		I5	103	15	24912-ZW7-U01	I16	114	1
18151-ZY3-A00ZA	D12	33	5	23170-ZY3-030ZA	D13	34	22	24812-ZV5-000	I13	111	3		I7	105	15		J3	117	1
18330-ZY3-020	D11	32	3	23172-ZY3-003	D14	35	1	24812-ZW5-U01	I1	99	5	24826-ZW5-U01	I1	99	15	24912-ZY3-003	I16	114	1
18333-ZY3-003	D11	32	4	23173-ZY3-010	D13	34	23		I5	103	6		I3	101	15		J3	117	1
18334-MT8-770	J11	125	2					24812-ZW5-U11	I3	101	5		I5	103	16	24913-ZW7-U01	I16	114	1
	J12	126	2	24000					I7	105	6		I7	105	16		J3	117	1
	J14	128	2					24812-ZW7-U01	I9	107	4		I9	107	10	24913-ZY3-003	I16	114	1
18340-ZY3-020	D11	32	5	24101-ZX2-C00	G12	78	1		I11	109	4		I11	109	10		J3	117	1
					G14	80	1	24813-ZV5-000	I13	111	4	24830-ZV5-010	I13	111	11	24914-ZW7-U01	I16	114	1
				19000				24813-ZW5-U01	I1	99	6	24830-ZW7-U01	I9	107	11		J3	117	1
					G12	78	2		I3	101	6		I11	109	11	24914-ZY3-003	I16	114	1
					G14	80	2		I5	103	7	24831-ZW5-U01	I1	99	16		J3	117	1
19210-ZY3-003	G9	75	1	24103-ZY3-000	G12	78	3		I7	105	7		I3	101	16	24915-ZW7-U01	I16	114	1
19221-ZY3-010	G9	75	2		G14	80	3		I15	103	8		I5	103	17		J3	117	1
19223-ZY3-000	G9	75	3	24113-ZY3-A01	G12	78	4	24813-ZW5-U21	I5	103	8		I7	105	17	24915-ZY3-003	I16	114	1
19231-ZY3-000	G9	75	4		G14	80	4		I7	105	8		I9	107	12		J3	117	1
19234-ZX2-C00	G9	75	5	24122-ZY3-A01	G12	78	5	24813-ZW7-U01	I9	107	5		I11	109	12	24916-ZW7-U01	I16	114	1
19241-ZX2-C00	G9	75	6		G14	80	5		I11	109	5		I11	109	12		I16	114	1
19251-ZY3-000	G9	75	7	24123-ZY3-000	G12	78	6	24814-ZV5-010	I13	111	5	24832-ZW5-U01	I1	99	17		J3	117	1
19251-ZY3-611	G9	75	7		G14	80	6	24814-ZW5-U01	I1	99	7		I3	101	17	24916-ZY3-003	I16	114	1
19251-ZY3-621	G9	75	7	24124-ZY3-310	G12	78	7		I3	101	7		I5	103	18		J3	117	1
19252-ZY3-000	D11	32	6		G14	80	7		I5	103	9		I7	105	18	24917-ZW7-U01	I16	114	1
19253-ZY3-000	G9	75	8	24210-ZV1-010	H8	90	4		I7	105	9		I9	107	13		J3	117	1
19254-ZY3-000	D11	32	7	24210-ZW1-010	G1	67	5	24814-ZW7-U01	I9	107	6		I11	109	13	24917-ZY3-003	J1	115	1
19255-ZY3-000	D7	28	6	24221-ZV4-010	H8	90	5		I11	109	6	24832-ZW7-U01	I9	107	14		J4	118	1
19256-ZY3-010	D7	28	7	24221-ZY3-000	G1	67	6	24815-ZV5-010	I13	111	6		I11	109	14	24918-ZW7-U01	J1	115	1
19257-ZY3-000	D7	28	8	24310-ZY3-C00	G9	75	9	24815-ZW5-U01	I1	99	8	24833-ZW7-U01	I9	107	15		J4	118	1
19258-ZY3-010	F7	60	15	24310-ZY3-E00	G9	75	9		I3	101	8		I11	109	15	24918-ZY3-003	J1	115	1
19259-ZY3-000	F7	60	16	24318-ZY3-000	G9	75	10	24815-ZW7-U01	I9	107	7	24834-ZW5-U01	I1	99	18		J4	118	1



# PART NO. INDEX

L 3

Part Number	Address	Page	Ref.	Part Number	Address	Page	Ref.	Part Number	Address	Page	Ref.	Part Number	Address	Page	Ref.	Part Number	Address	Page	Ref.
24919-ZW7-U01	J1	115	1		J5	119	1	31247-ZY3-003	F13	66	16		I6	104	21	35695-ZY3-003	E13	50	6
	J4	118	1	24934-ZW7-U01	J2	116	1	31249-ZY3-003	F13	66	17		I8	106	21	35700-ZY3-003	D4	25	27
24919-ZY3-003	J1	115	1		J5	119	1	31250-ZY3-003	F13	66	18	32530-ZW7-U20	I9	107	16	35701-MG9-950	H12	94	3
	J4	118	1	24934-ZY3-003	J2	116	1	31630-ZY3-003	F9	62	14		I11	109	16		I14	112	40
24920-ZW7-U01	J1	115	1		J5	119	1	31631-ZY3-003	F9	62	15	32530-ZZ5-000	I14	112	34		J8	122	6
	J4	118	1	24935-ZW7-U01	J2	116	1	31637-ZY3-000	F9	62	16	32540-ZZ3-000	J6	120	7				
24920-ZY3-003	J1	115	1		J5	119	1	31638-ZY3-003	E11	48	17	32540-ZZ3-740	J8	122	3	36000			
	J4	118	1	24935-ZY3-003	J2	116	1	31639-ZY3-003	F9	62	17	32545-ZZ5-000	J12	126	6				
24921-ZW7-U01	J1	115	1		J5	119	1	31694-ZY3-003	F9	62	18		J14	128	4	36104-ZW1-003	H12	94	4
	J4	118	1	24936-ZW7-U01	J2	116	1	31710-ZY3-003	F9	62	19	32550-ZW5-U00	J6	120	8	36120-ZX2-003	H12	94	5
24921-ZY3-003	J1	115	1		J5	119	1	31750-ZY3-003	F9	62	20	32580-ZZ5-600	K4	134	3	36122-ZY3-013	H12	94	6
	J4	118	1	24937-ZW7-U01	J2	116	1	31916-ZX2-003	F11	64	3	32580-ZZ5-700	K4	134	3	36123-ZY3-013	H12	94	7
24922-ZW7-U01	J1	115	1		J5	119	1					32580-ZZ5-800	K4	134	3	36129-ZX2-003	H12	94	8
	J4	118	1	24938-ZW7-U01	J2	116	1	32000				32823-ZV5-003	I14	112	35	36135-ZY6-003	F7	60	18
24922-ZY3-003	J1	115	1		J5	119	1					J8	122	4	36136-ZV5-821	H12	94	9	
	J4	118	1					32100-ZX2-000	H1	83	1		J12	126	7	36145-PM4-004	E16	53	9
24923-ZW7-U01	J1	115	1	30000				32100-ZY3-K70	H1	83	1		J14	128	5	36163-ZY3-003	E16	53	10
	J4	118	1					32101-ZZ3-000	F12	65	3	32824-ZV5-003	I14	112	36	36165-P8D-J00	E16	53	11
24923-ZY3-003	J1	115	1	30280-ZY3-003	H12	94	1	32103-ZY9-000	H2	84	2		J8	122	5	36180-ZV5-033	I14	112	41
	J4	118	1	30416-ZX2-000	F12	65	1	32111-ZY3-010	E11	48	18		J12	126	8		J12	126	10
24924-ZW7-U01	J1	115	1	30419-ZY9-003	F11	64	1	32112-ZY3-000	E14	51	17		J14	128	6		J14	128	8
	J4	118	1		F12	65	2	32114-ZW9-730	D1	22	11	32901-952-770	I14	112	37	36182-ZV4-651	I14	112	42
24924-ZY3-003	J1	115	1		H2	84	1		D3	24	21		K4	134	4		J12	126	11
	J5	119	1	30520-ZX2-003	F11	64	2	32116-ZY3-000	D3	24	22						J14	128	9
24925-ZW7-U01	J1	115	1	30530-RNA-A01	D3	24	20	32127-ZZ3-000	H1	83	2	34000				36187-ZV4-652	I14	112	43
	J5	119	1					32128-ZY3-000	E16	53	8					J12	126	12	
24925-ZY3-003	J1	115	1	31000				32129-ZY3-000	D1	22	12	34750-ZX2-003	F12	65	4		J14	128	10
	J5	119	1					32161-404-000	J6	120	6	34750-ZX2-D01	F12	65	4	36361-PR7-A01	F4	57	43
24926-ZW7-U01	J1	115	1	31105-PR7-A01	F9	62	1	32161-KM3-003	H8	90	6	34754-ZY3-C00	F12	65	5	36362-ZY3-000	F4	57	44
	J5	119	1	31106-ZY3-003	H12	94	2		H11	93	76	34908-MB9-871	J6	120	9	36550-ZY3-003	F2	55	17
24926-ZY3-003	J1	115	1	31110-ZX2-000ZA	D9	30	11	32166-ZX2-003	F4	57	41	34908-MG9-951	J6	120	10	36620-ZY3-000	F4	57	45
	J5	119	1	31111-PT0-003	F9	62	2	32168-ZW5-003	F4	57	42								
24927-ZW7-U01	J1	115	1	31114-PT0-013	F9	62	3	32185-ZZ5-600	K4	134	2	35000				37000			
	J5	119	1	31116-ZY3-000	D9	30	12	32185-ZZ5-700	K4	134	2								
24927-ZY3-003	J1	115	1	31118-PT0-003	F9	62	4	32185-ZZ5-800	K4	134	2	35100-ZV5-013	I14	112	38	37202-ZW5-U01	J6	120	11
	J5	119	1	31138-PD1-004	F9	62	5	32193-ZY3-C00	D4	25	23		J12	126	9	37205-ZZ5-762	J12	126	13
24928-ZW7-U01	J1	115	1	31141-P13-003	F9	62	6	32341-ZZ5-763	J12	126	3		J14	128	7	37210-ZZ5-013	I14	112	44
	J5	119	1	31142-PD1-004	F9	62	7	32341-ZZ5-792	J12	126	3	35370-ZV5-823	I14	112	39	37210-ZZ5-712	J14	128	11
24928-ZY3-003	J1	115	1	31145-PD1-004	F9	62	8	32346-ZZ5-003	J14	128	3	35370-ZW5-U02	I2	100	20	37210-ZZ5-762	J12	126	14
	J5	119	1	31146-PT0-003	F9	62	9	32346-ZZ5-761	J12	126	4		I6	104	22	37215-KM1-670	J6	120	12
24929-ZW7-U01	J1	115	1	31147-PT0-003	F9	62	10	32346-ZZ5-781	J14	128	3		I8	106	22	37226-MZ5-008	J6	120	13
	J5	119	1	31148-PT0-003	F9	62	11	32346-ZZ5-791	J12	126	4	35370-ZW5-U12	I4	102	20	37258-ZV5-U01	J6	120	14
24929-ZY3-003	J1	115	1	31148-P13-003	F9	62	12	32347-ZZ5-761	J12	126	5		I6	104	23	37258-ZW5-U01	J6	120	15
	J5	119	1	31148-PT0-003	F9	62	13	32370-ZX2-003	H3	85	1		I8	106	23	37263-ZV5-821	J6	120	16
24930-ZW7-U01	J1	115	1	31200-ZY3-003	F13	66	1	32370-ZX2-004	H3	85	1	35370-ZW7-U02	I9	107	17	37264-ZV5-821	J6	120	17
	J5	119	1	31201-P5A-005	F13	66	2	32371-ZY6-003	H3	85	2		I11	109	17	37266-ZV5-821	J6	120	18
24930-ZY3-003	J1	115	1	31207-ZY3-003	F13	66	3	32371-ZY6-004	H3	85	2	35470-ZX2-003	G1	67	18	37305-KE5-008	J6	120	19
	J5	119	1	31215-PY3-004	F13	66	4	32410-ZX2-000	H2	84	3	35470-ZX2-013	G1	67	18	37830-RNA-A01	E16	53	12
24931-ZW7-U01	J1	115	1	31216-ZY3-003	F13	66	5	32411-ZY3-003	H2	84	4	35476-ZY3-010	G1	67	19	37835-PGK-A01	E16	53	13
	J5	119	1	31218-PY3-004	F13	66	6	32414-ZX2-300	H2	84	5	35477-ZY3-000	G1	67	20				
24931-ZY3-003	J1	115	1	31226-ZW1-004	F13	66	7	32414-ZY6-640	H2	84	6	35490-ZW9-003	D4	25	24	38000			
	J5	119	1	31229-ZW1-004	F13	66	8	32415-ZX2-000	H2	84	7	35490-ZY3-004	D4	25	25				
24932-ZW7-U01	J2	116	1	31231-ZW1-004	F13	66	9	32419-ZY3-A00	H5	87	1	35640-ZY3-013	G6	72	5	38216-ZY3-801	J8	122	7
	J5	119	1	31235-ZY3-003	F13	66	10	32421-ZY3-000	H5	87	2	35645-ZY3-000	G6	72	6	38228-ZX2-003	H3	85	3
24932-ZY3-003	J2	116	1	31236-ZY3-003	F13	66	11	32435-ZX2-000	H2	84	8	35655-ZY3-C01	D7	28	14	38235-ZY6-003	H3	85	4
	J5	119	1	31240-ZY3-003	F13	66	12	32530-ZW7-U00	I1	99	19	35660-ZY3-003	H8	90	7	38235-ZY6-004	H3	85	4
24933-ZW7-U01	J2	116	1	31242-ZY3-003	F13	66	13		I6	104	20	35665-ZW5-003	F2	55	16	38403-341-672	I14	112	45
	J5	119	1	31243-P5A-005	F13	66	14		I8	106	20	35673-ZY3-003	D4	25	26		J12	126	15
24933-ZY3-003	J2	116	1	31246-ZY3-003	F13	66	15	32530-ZW7-U10	I3	101	19		D7	28	15		J14	128	12

4

# PART NO. INDEX

L 4

Part Number	Address	Page	Ref.	Part Number	Address	Page	Ref.	Part Number	Address	Page	Ref.	Part Number	Address	Page	Ref.	Part Number	Address	Page	Ref.
38410-ZV5-003	I14	112	46	41112-ZX2-C10	G9	75	14	51000				63000				87538-ZW1-721	H15	97	10
	J12	126	16	41112-ZX2-C20	G9	75	14									87538-ZY9-U80	H15	97	13
	J14	128	13	41116-ZY3-000	G9	75	15	51640-121-730	H5	87	11	63100-ZX2-C00ZA	H4	86	2	87634-ZW4-H11	H15	97	11
38414-ZZ5-003	J12	126	17	41122-ZV0-000	E11	48	19					63102-ZY3-010	H4	86	3	87701-ZW7-U01	I9	107	18
	J14	128	14	41131-ZX2-C00	G9	75	16	53000				63107-ZY3-000	H4	86	4		I11	109	18
38550-ZX2-003	H2	84	9	41131-ZX2-E00	G9	75	16					63108-ZY3-000	H4	86	5	87701-ZZ5-020	I15	113	47
38551-ZW1-000	H2	84	10	41140-ZX2-C00	G12	78	8	53740-SE0-953	D1	22	14	63111-ZX2-C00ZA	H4	86	6	87701-ZZ5-780	I15	113	47
38552-ZX2-000	H2	84	11	41141-ZX2-E00	G14	80	8					63119-ZX2-C00	H4	86	7	87701-ZZ5-790	I15	113	48
38553-ZY9-003	F12	65	6	41150-ZX2-E00	G14	80	9	54000				63201-ZY3-000ZB	H5	87	14	87702-ZW9-800	I15	113	49
38562-663-920	H8	90	8	41151-ZX2-C00	G12	78	9					63205-ZY3-000	H5	87	15	87703-ZW5-U02	I2	100	21
				41161-ZX2-C00	G12	78	10	54316-SD9-013	D1	22	15	63208-ZY3-000	H5	87	16		I4	102	21
39000				41161-ZX2-E00	G14	80	10					63212-ZY3-000	H5	87	17	87703-ZW5-U22	I6	104	24
				41171-ZV5-000	H8	90	10	56000				63223-ZY3-000	H5	87	18		I8	106	24
39794-SDA-004	H3	85	5	41172-ZV5-000	H8	90	11	56000-ZX2-003	H12	94	13	63224-ZY3-000	H5	87	19	87703-ZW7-U00	I9	107	19
39794-ZY6-003	H3	85	6	41179-ZY3-A00	H8	90	12	56000-ZX2-013	H12	94	13	63225-ZY3-000	H5	87	20		I11	109	19
				41200-ZX2-E00	G15	81	37	56100-ZY3-003	H12	94	14	63226-ZY3-000	H5	87	21	87801-ZY3-710	H15	97	12
40000				41201-ZX2-C00ZA	G12	78	11	56100-ZY3-013	H12	94	14	63230-ZY3-C00	H5	87	22				
					G14	80	11	56110-ZW1-701	H12	94	15	63260-ZX2-C00	H6	88	23	88000			
40102-ZV5-000	F2	55	18	41202-ZX2-C00	G12	78	12	56110-ZW1-701	H12	94	15	63347-ZY3-C00	G7	73	19				
40105-ZY3-C01	H5	87	3					56113-ZW1-701	H12	94	16	63515-ZC0-700	H6	88	24	88163-ZY3-U00	K2	132	1
40107-ZV5-000	G6	72	7	46000				56115-ZY9-003	H12	94	18	63710-ZX2-C00ZA	G7	73	20				
40107-ZW1-700	H12	94	10					56116-ZW1-701	H12	94	19	63715-ZX2-C00ZA	G7	73	21	89000			
40114-ZY3-010	G6	72	8	46392-S0X-A01	G1	67	21	56117-ZV5-821	H13	95	20	63718-ZY3-000	G7	73	22				
40119-ZY3-003	H5	87	4					56118-ZV5-820	H13	95	21	63719-ZX2-C00	G7	73	23	89102-538-000	H16	98	1
40151-ZY3-000ZB	G6	72	9	47000				56120-ZY3-013	H13	95	22	63722-ZY3-010ZB	G7	73	24	89103-538-000	H16	98	2
40154-ZY3-000ZA	H5	87	5					56130-ZW1-702	H13	95	24	63728-ZY3-000	G7	73	25	89203-836-000	H16	98	3
40155-ZY3-000	H5	87	6	47117-196-000	H5	87	10	56170-ZY3-013	H13	95	25	63729-ZY3-003	H6	88	25	89210-GBJ-J00	H16	98	4
40157-ZY3-000	H5	87	7					56180-ZW1-701	H13	95	26	63731-ZY3-A03ZB	G7	73	26	89214-ML0-000	H16	98	5
40158-ZY3-000	H5	87	8	50000				56513-ZV5-000	H13	95	27	63731-ZY3-A12ZB	G7	73	26	89216-SF4-000	H16	98	6
40159-ZY3-000	H5	87	9					56516-ZY3-A00	H9	91	30	63736-ZY3-A03ZB	G7	73	27	89221-371-000	H16	98	7
40201-ZY3-020ZB	G6	72	10	50100-ZY3-A01	H8	90	13	56518-ZY3-A00	H9	91	31	63736-ZY3-A12ZB	G7	73	27	89301-921-010	H16	98	8
40201-ZY3-612ZB	G6	72	10	50100-ZY3-A11	H8	90	13	56519-ZY3-A00	H9	91	32	63751-ZY3-C00	G7	73	28				
40202-ZY3-621ZB	G3	69	2	50109-ZY3-000	H8	90	14	56532-ZY3-000	H13	95	28	63756-ZY3-C00	G7	73	29	90000			
40204-ZY3-000	G9	75	13	50111-ZY3-020	G7	73	16	56539-ZW1-000	H9	91	33					90001-ZX2-000	D9	30	13
40209-ZW1-000	G6	72	11	50151-ZY3-000	H8	90	15	56851-ZW1-703	H13	95	29	78000				90001-ZY3-000	D4	25	28
40210-ZY3-610	G6	72	12	50153-ZY3-000	H8	90	16	56860-ZW1-701	H13	95	30	78419-SJ6-003	E14	51	18	90002-ZW5-013	D9	30	14
40212-ZY3-010ZB	G6	72	13	50155-ZY3-000	G7	73	17									90002-ZX2-000	F9	62	21
40212-ZY3-611ZB	G6	72	13	50157-ZY3-010	G7	73	18	58000								90002-ZY3-000	F9	62	21
40219-ZY3-013	H8	90	9	50161-ZY3-000ZB	H8	90	17					80000				90002-ZY3-000	F9	62	21
	H12	94	11	50161-ZY3-610	H8	90	17	58130-ZX2-T01	K3	133	1					90002-ZY3-000	F13	66	19
40225-ZY3-010	G6	72	14	50166-ZY3-000	H8	90	18	58130-ZX2-T11	K3	133	1	80106-GCF-670	H7	89	3	90003-P8A-A00	E5	42	18
40226-ZY3-010	G6	72	15	50168-ZY3-000	H8	90	19	58130-ZX2-T21	K3	133	1					90003-ZW2-000	F12	65	7
				50201-ZY3-C01ZA	H9	91	20	58130-ZX2-T31	K3	133	1	82000				90003-ZY3-000	H2	84	12
41000				50201-ZY3-C11ZA	H9	91	20	58130-ZX2-T41	K3	133	1					90003-ZY3-000	F13	66	20
				50209-ZY3-A00	H9	91	21	58130-ZX2-T51	K3	133	1	82873-ZV5-003	G7	73	30	90004-P8A-A00	E5	42	19
41100-ZX2-C01ZA	G5	71	1	50211-ZY3-000	H9	91	22	58130-ZX2-T61	K3	133	1					90005-PT0-003	E1	38	11
41100-ZX2-C11ZA	G5	71	1	50214-ZV5-003	H12	94	12	58180-ZX2-T01	K3	133	1	87000				90005-ZW9-000	H9	91	34
41100-ZX2-C21ZA	G5	71	1	50214-ZY3-000	H9	91	23	58180-ZX2-T11	K3	133	1					90006-ZY3-003	D4	25	29
41100-ZX2-E01ZA	G5	71	1	50301-ZY3-020ZB	H9	91	24	58180-ZX2-T21	K3	133	1	87101-ZY3-000	H15	97	1	90007-ZY3-000	E13	50	7
41100-ZX2-E11ZA	G5	71	1	50310-HE0-003	D1	22	13	58180-ZX2-T31	K3	133	1	87117-ZX2-T60	H15	97	2	90008-ZW9-000	I15	113	50
41101-ZX2-C01ZA	G3	69	3	50311-ZY3-020ZB	H9	91	25	58180-ZX2-T41	K3	133	1	87117-ZY3-800	J8	122	8	90008-ZY3-003	D4	25	30
41102-ZW1-B00	G3	69	4	50381-ZY3-000	H9	91	26	58180-ZX2-T51	K3	133	1	87121-ZX2-C00	H15	97	3	90009-371-015	D14	35	2
41102-ZX2-E00ZA	G3	69	5	50388-ZY3-U00	J16	130	1	58180-ZX2-T61	K3	133	1	87132-ZY3-000	H15	97	4	90009-PP4-E01	F4	57	46
41104-ZY3-C01	G3	69	6	50388-ZY3-U10	J16	130	2					87301-ZX2-C00	H15	97	5	90009-ZV5-000	D11	32	8
41105-ZY3-C01	G3	69	7	50522-ZY3-000	H9	91	27	60000				87302-ZY3-C00	H15	97	6		H6	88	26
41107-ZX2-C00ZA	G3	69	8	50527-ZY3-000	H9	91	28					87303-ZZ5-C00	H15	97	7	90009-ZW9-000	H9	91	35
41109-ZW1-B00	G3	69	9	50529-ZY3-000	H9	91	29	60180-ZY3-C01	H5	87	12	87304-ZZ5-C00	H15	97	8	90009-ZY3-003	D4	25	31
41110-ZX2-305ZA	G4	70	27					60185-ZY3-C01	H5	87	13	87522-ZH8-W41	H15	97	9	90010-ZY3-000	D14	35	3
41112-ZX2-C00	G9	75	14									87531-733-E81	H15	97	14	90011-ZW5-010	F9	62	22

4

# PART NO. INDEX

L 5

Part Number	Address	Page	Ref.	Part Number	Address	Page	Ref.	Part Number	Address	Page	Ref.	Part Number	Address	Page	Ref.	Part Number	Address	Page	Ref.
90011-ZW9-000	D1	22	16	90038-ZY3-000	D4	25	38	90104-ZW7-U01	I10	108	24	90129-ZY3-A00	G7	73	38	90402-HA0-000	G2	68	29
	E12	49	20	90039-ZY3-000	E12	49	26		I12	110	24	90129-ZZ3-000	H10	92	46	90402-ZW4-000	I15	113	57
	G1	67	22	90040-ZY3-000	E12	49	27	90104-ZY3-010	H10	92	39	90130-ZY3-620	G4	70	16	90405-ZY3-000	H2	84	19
90011-ZY3-000	D14	35	4	90041-ZY3-000	D6	27	10	90105-MM4-000	I15	113	51	90131-ZV5-000	D11	32	11	90406-ZY3-000	D1	22	20
90012-ZV5-013	E12	49	21	90042-ZY3-000	E14	51	22	90105-ZW5-U01	I2	100	26	90131-ZY3-620	G4	70	17	90407-ZY3-D01	D8	29	28
90013-ZW1-000	F2	55	19	90043-ZY3-000	E14	51	23		I4	102	26	90132-ZY3-000	G7	73	39	90428-958-000	G2	68	30
	H2	84	13	90044-ZY3-000	E14	51	24		I6	104	29	90133-ZY3-000	H4	86	13	90430-PD6-003	F4	57	53
90013-ZW9-000	H1	83	3	90045-ZY3-000	D13	34	26	90105-ZW9-000	I8	106	29	90134-ZY3-000	G7	73	40	90472-Z23-000	G10	76	21
	H2	84	14	90046-ZY3-000	D13	34	27		H4	86	11	90135-ZY6-003	H3	85	8	90501-ZV5-000	H10	92	53
90013-ZY3-000	D14	35	5	90047-ZY3-000	D13	34	28		H6	88	30	90135-ZY6-004	H3	85	8	90501-ZW5-U00	I2	100	30
90014-RCA-A01	D4	25	32	90049-ZY3-000	D13	34	29	90105-ZX2-C00	H10	92	40	90147-ZW4-000	D6	27	14		I4	102	30
90014-ZW1-000	F4	57	47	90050-ZY3-000	F4	57	51	90105-ZY3-010	G9	75	17	90151-ZW4-000	D6	27	15		I6	104	35
90014-ZW9-000	F5	58	25	90053-ZY3-010	D11	32	9	90105-ZY9-000	G7	73	33	90155-ZW4-000	D7	28	19		I8	106	35
	F12	65	8	90054-ZY3-000	F4	57	52	90106-ZW1-004	F11	64	4	90156-ZW4-000	D4	25	40		I10	108	26
	H2	84	15	90055-ZY3-000	F10	63	24	90106-ZW5-U00	F13	66	21		E16	53	18		I12	110	26
90015-PH1-013	D6	27	7	90056-ZY3-000	F6	59	26		I2	100	27	90161-ZW9-830	D8	29	27	90501-ZY3-A00	H10	92	54
90015-ZY3-000	D14	35	6	90058-ZY3-000	E16	53	17		I4	102	27	90203-ZW1-000	H2	84	17	90502-MM8-610	H6	88	32
90016-ZW9-000	E14	51	19	90059-ZY3-000	D13	34	30		I6	104	30	90203-ZW5-010	F10	63	25	90502-ZV4-000	I2	100	31
	F4	57	48	90063-ZY3-000	D6	27	11		I8	106	30	90204-ZY3-000	D6	27	16		I4	102	31
90017-P8A-A01	E13	50	8	90081-ZV5-010	D4	25	39	90106-ZY3-A00	H6	88	31	90205-ZY1-000	G4	70	18		I6	104	36
90017-RJA-003	E12	49	22		D6	27	12	90107-ZW1-004	F13	66	22		H10	92	47		I8	106	36
90017-ZY3-000	D4	25	33		D10	31	25	90107-ZW5-U00	I2	100	28	90205-ZY3-000	E14	51	25		I15	113	58
	E12	49	23	90082-ZY3-003	D6	27	13		I4	102	28		E16	53	19	90502-ZV5-000	H10	92	55
	F4	57	49	90101-ML0-720	H6	88	28		I6	104	31	90206-PT0-004	E5	42	20	90502-ZW5-U00	I2	100	32
	F9	62	23	90101-ZW5-U00	I2	100	22		I8	106	31	90207-HW1-671	D13	34	31		I4	102	32
	G1	67	23		I4	102	22	90107-ZX2-C00	G3	69	13	90215-HW1-671	G10	76	18		I6	104	37
90017-ZY9-000	F2	55	20		I6	104	25	90107-ZY3-000	H2	84	16	90231-PD1-014	F10	63	26		I8	106	37
90018-ZW5-000	F12	65	9		I8	106	25	90108-ZW1-000	H10	92	41	90301-ZW1-B00	G12	78	14	90502-ZW7-U00	I10	108	27
	H3	85	7		I9	107	20	90108-ZW4-000	I15	113	52		G14	80	14		I12	110	27
90018-ZY3-000	E13	50	9		I11	109	20	90108-ZW5-U00	I6	104	32	90301-ZW5-U00	I2	100	29	90502-ZX2-003	H6	88	33
90019-ZW9-000	D1	22	17	90101-ZW7-U01	I9	107	21		I8	106	32		I4	102	29	90503-ZW5-U00	I2	100	33
	D4	25	34		I11	109	21	90109-ZW5-000	J11	125	3		I6	104	33		I4	102	33
	D7	28	16	90101-ZW9-003	G3	69	10		J12	126	18		I8	106	33		I6	104	38
	E14	51	20	90101-ZX2-C00	G2	68	25		J14	128	15	90301-ZW7-U01	I10	108	25		I8	106	38
90021-ZW5-U00	J10	124	2	90101-ZZ0-000	G3	69	11	90109-ZY3-010	H4	86	12		I12	110	25	90503-ZY3-610	G7	73	43
90021-ZY3-000	D4	25	35	90102-ZW1-000	H9	91	36	90110-881-000	H10	92	42	90301-ZX2-C00	G10	76	19	90504-921-010	H4	86	14
	E14	51	21	90102-ZW5-U00	I2	100	23	90110-ZV5-000	G7	73	34	90302-921-000	G7	73	41		I15	113	59
	F4	57	50		I4	102	23	90111-ZY3-000	G7	73	35		I15	113	54	90504-ZV5-000	H10	92	56
	H6	88	27		I6	104	26	90113-ZW1-702	H13	95	31		J12	126	19	90504-ZY3-A00	H10	92	57
90023-ZW5-000	G2	68	24		I8	106	26	90113-ZY3-C00	G7	73	36	90302-ZV4-000	J14	128	16	90506-ZV4-000	G2	68	31
90023-ZY3-000	E16	53	14	90102-ZW7-U01	I10	108	22	90114-ZW1-702	H13	95	32		G4	70	19	90506-ZW9-000	H6	88	34
90026-ZY3-000	E1	38	12		I12	110	22	90115-ZW1-702	H13	95	33	90302-ZV5-003	G2	68	28	90506-ZY3-000	G12	78	15
90027-ZY3-000	D7	28	17	90102-ZW9-000	G2	68	26	90116-ZW1-702	H13	95	34	90302-ZW5-003	H10	92	48		G14	80	15
90028-ZY3-000	D4	25	36		H6	88	29	90117-ZY3-000	H10	92	43	90302-ZW5-U21	I6	104	34	90507-ZY3-000	H4	86	15
90029-ZY3-000	E16	53	15	90102-ZX2-C00	G7	73	31	90119-ZV5-000	H10	92	44		I8	106	34	90508-ZV7-000	G2	68	32
90030-ZY3-000	D4	25	37	90102-ZY3-A00	G7	73	32		H11	93	77	90302-ZY3-000	G7	73	42	90508-ZY3-000	F2	55	24
	D6	27	8	90103-ZW5-U01	I2	100	24		H13	95	35	90303-ZX2-C00	G10	76	20		G2	68	33
	D13	34	24		I4	102	24	90120-ZY3-000	G3	69	14	90304-ZV4-000	I15	113	55	90509-ZW5-711	G12	78	16
	E12	49	24		I6	104	27	90122-ZY3-000	G7	73	37	90304-ZV5-013	H10	92	49		G14	80	16
	F2	55	21		I8	106	27	90123-ZY3-000	G12	78	13	90304-ZW1-013	H10	92	50	90509-ZY3-000	H11	93	58
90031-P8A-A01	E12	49	25	90103-ZW7-U01	I10	108	23		G14	80	13	90304-ZY3-000	H2	84	18	90510-ZY3-000	H11	93	59
90031-ZY3-000	D6	27	9		I12	110	23	90124-ZY3-000	G3	69	15	90306-ZV5-003	G4	70	20	90511-921-000	H11	93	60
	D13	34	25	90103-ZW9-010	H10	92	37	90125-ZV5-000	I15	113	53	90306-ZW4-003	H10	92	51	90511-ZW5-U00	J10	124	3
	E16	53	16	90103-ZY6-000	G3	69	12	90126-ZW4-000	D1	22	19	90307-ZV5-003	H10	92	52	90511-ZY3-000	G7	73	44
90034-ZY3-000	D7	28	18		H10	92	38	90127-ZV4-000	D11	32	10	90308-ZW1-003	G4	70	21	90512-921-010	I15	113	60
	F2	55	22	90104-ZW5-U00	I2	100	25		G2	68	27	90309-ZV5-821	J6	120	20	90512-ZV4-000	G2	68	34
90035-ZY3-000	E1	38	13		I4	102	25	90127-ZV5-003	H10	92	45	90310-ZV5-821	J7	121	21		H11	93	61
90036-ZY3-000	D1	22	18		I6	104	28		H13	95	36	90401-ZW1-000	D11	32	12	90512-ZW5-U00	J10	124	4
90037-ZY3-000	F2	55	23		I8	106	28	90129-ZX2-000	H10	92	46	90401-ZW4-000	I15	113	56	90512-ZY3-000	G12	78	17

4

# PART NO. INDEX

L 6

Part Number	Address	Page	Ref.	Part Number	Address	Page	Ref.	Part Number	Address	Page	Ref.	Part Number	Address	Page	Ref.						
90512-ZY3-000	G14	80	17	90603-ZY3-020	D8	29	21	91055-ZX2-C01	G13	79	25	G15	81	33	93500-05065-4J	I2	100	34			
90514-ZV4-000	H11	93	62	90604-ZV0-000	D1	22	23	G15	81	28	K5	135	8		I4	102	34				
90518-921-000	H6	88	35	F6	59	28	91056-ZX2-C01	G10	76	26	H11	93	70		I6	104	39				
I15	113	61	90604-ZY3-020	D8	29	22	91056-ZY3-711	G13	79	26	91352-ZW1-702	H13	95	43		I8	106	39			
90518-ZX2-C00	G10	76	22	90605-ZV4-000	D13	34	33	G15	81	29	91353-ZW1-703	H13	95	44	93500-06018-4J	D8	29	26			
90519-ZX2-C00	G10	76	22	F6	59	29	91057-ZY3-003	G13	79	27	91354-ZW1-701	H14	96	45	93500-06025-4J	G7	73	40			
90520-ZX2-C00	G10	76	22	G7	73	47		G15	81	30	91355-ZW1-701	H14	96	46	93600-06016-0A	D9	30	19			
90521-ZX2-C00	G10	76	22	90620-SB2-003	H2	84	20	91151-ZV5-000	I15	113	65	91356-SD4-952	D8	29	25	93901-250J0	I15	113	71		
90528-ZX2-C00	G12	78	18	90649-SC2-003	J12	126	20	91151-ZY3-000	G13	79	28	91356-ZY3-003	G10	76	30	93901-251J0	I15	113	72		
G14	80	18	J14	128	17		G15	81	31	91357-ZW1-701	H14	96	47	93901-252J0	I15	113	73				
90528-ZX2-E00	G14	80	19	90650-SB2-003	E15	52	26	91152-ZY3-003	G2	68	37	91358-ZW1-701	H14	96	48	93903-262J0	I15	113	74		
90529-ZX2-C00	G12	78	18	90650-ZY1-003	J8	122	9	91201-ZW5-003	D9	30	16	91358-ZX2-C00	G10	76	31	93905-255J0	I15	113	75		
G14	80	18	K1	131	2	91202-ZW5-003	D13	34	35	91359-ZX2-C00	G10	76	32	93911-141J0	H4	86	17				
90529-ZX2-E00	G15	81	19	90651-ZV5-000	H11	93	66	91203-ZV5-821	H13	95	39	91361-ZW1-701	H14	96	49						
90530-ZX2-C00	G12	78	18	90651-ZX2-C00	G13	79	21	91207-ZW1-013	H13	95	40	91401-ZY3-A00	D2	23	26	94000					
G14	80	18	H13	95	38	90652-ZW1-702	H13	95	38	91212-P01-003	D9	30	17	91402-ZY3-020	D2	23	27				
90530-ZX2-E00	G15	81	19	90652-ZY3-000	G7	73	48	91212-ZY3-003	D4	25	42	91403-ZY3-000	D2	23	28	94001-05490-0S	I2	100	35		
90531-ZX2-C00	G12	78	18	90653-ZY3-003	H1	83	4	91213-RKG-003	E1	38	16	91404-ZY3-000	D13	34	40		I4	102	35		
G14	80	18	F7	60	22	90655-MB1-921	F7	60	22	91214-PNA-014	D4	25	43	91405-ZY3-000	D13	34	41		I6	104	40
90531-ZX2-E00	G15	81	19	90659-KG4-000	F6	59	30	91251-ZW5-003	G2	68	38	91451-ZY3-000	G7	73	51		I8	106	40		
90541-ZX2-E01	G15	81	20	90681-763-A01	H2	84	21	91251-ZY3-C01	G10	76	27	91475-SB6-000	I15	113	66	94001-06080-0S	F10	63	27		
90542-ZX2-E01	G15	81	21	H11	93	67		K5	135	3	91501-ZZ5-000	H2	84	23	94001-06490-0S	I15	113	76			
90548-ZY3-000	G12	78	19	90683-SA0-003	F6	59	31	91252-ZZ3-003	G13	79	29	91508-ZY3-000	E13	50	10	94001-12490-0S	H11	93	72		
90549-ZY3-000	G12	78	19	F12	65	10		G15	81	32	91540-STK-003	K1	131	3	94002-05490-0S	H15	113	77			
90550-ZV5-821	J7	121	22	G7	73	49	91254-ZY3-003	G10	76	28	91541-S0A-003	D5	26	50	94002-06490-0S	H4	86	18			
90550-ZY3-000	G13	79	19	90683-ZX2-003	F6	59	32		G10	76	28	E13	50	11	94103-05400	J11	125	4			
90551-ZY3-000	G13	79	19	H2	84	22		K5	135	5	G2	68	41		J13	127	21				
90552-ZV5-000	H11	93	63	90684-ZA0-601	H6	88	36	91255-ZY3-003	G2	68	39	H1	83	5		J14	128	18			
90552-ZY3-000	G13	79	19	90691-ZB7-003	D2	23	24	91256-ZV5-003	H11	93	69	H2	84	24	94111-05400	J11	125	5			
90553-ZY3-000	G13	79	19	F4	57	54	91301-805-000	D6	27	17	H6	88	37		J13	127	22				
90554-ZY3-000	G13	79	19	90701-P8A-A00	E1	38	14	91301-MJ0-003	E15	52	27	91551-ZY3-000	G10	76	33		J14	128	19		
90555-ZY3-000	G13	79	19	90701-PW5-000	D9	30	15		F4	57	55	91552-ZY3-000	G8	74	52	94301-06100	D5	26	53		
90556-ZY3-000	G13	79	19	D14	35	9	91301-P8A-A00	E1	38	17	91553-ZV5-010	F2	55	26		E12	49	30			
90557-ZV5-000	I15	113	62	90704-RCA-A00	E12	49	28	91301-PLC-000	E15	52	28	F11	64	5		F2	55	28			
90557-ZY3-000	G13	79	19	90705-PT0-000	E1	38	15	91301-ZW4-003	G4	70	25	F12	65	11	94301-08140	D6	27	18			
90558-ZY3-000	G13	79	19	90705-SD2-931	G2	68	35		K5	135	6	H2	84	25	94301-10120	E15	52	30			
90559-ZV5-000	D14	35	7	90715-PH7-000	D4	25	41	91301-ZY3-003	D8	29	23	G8	74	52	94302-06100	E1	38	18			
G4	70	22	90741-ZY3-000	E12	49	29	91302-PF0-003	G2	68	40	91554-ZW1-000	F4	57	56	94302-10160	D9	30	20			
G7	73	45	90751-ZV5-000	I15	113	63	91302-PNA-003	E15	52	29	H6	88	38		D14	35	10				
90559-ZY3-000	G13	79	20	90751-ZY3-000	G2	68	36	91302-ZV5-821	H13	95	41	91556-ZY3-000	H4	86	16	94303-05080	D5	26	54		
90560-ZY3-000	G13	79	19	90752-ZY3-003	G10	76	23	91303-800-000	D13	34	36	91557-ZW1-701	H14	96	50	94305-30203	H11	93	73		
90563-ZV5-000	D14	35	8	90756-ZV5-000	G4	70	24	91303-P0A-A02	F2	55	25	91560-ZY3-000	H11	93	71	94510-15000	G13	79	31		
G4	70	23	G7	73	50	91303-ZY3-000	F13	66	23	91563-ZV5-000	G8	74	53		G15	81	34				
G7	73	46	G10	76	24	91304-ZY3-000	D13	34	37	91566-SK7-003	D2	23	29	94520-47000	G11	77	37				
90601-ZE2-000	D11	32	13	90758-ZW1-B00	G13	79	22	91305-KT7-003	D2	23	25	91567-ZV5-000	I15	113	67	94540-03029	I15	113	78		
90601-ZW5-030	F7	60	19	G15	81	23	91305-ZY3-003	D13	34	38	91570-ZV5-000	I15	113	68	94540-04029	G2	68	42			
90601-ZY3-030	D7	28	20	K5	135	2	91306-ZY3-003	D13	34	39	91592-SL0-A51	F7	60	23		I15	113	79			
F8	61	26	90772-ZV5-000	I15	113	64	91307-PNA-003	D4	25	44	91651-ZY3-003	G8	74	54	94540-06029	H6	88	39			
90602-921-000	F6	59	27	90951-ZV7-010	H11	93	68		D8	29	24		I2	100	36						
H11	93	65	91000				91308-MJ0-003	G10	76	29	92000					I4	102	36			
90602-SB0-003	H13	95	37	91001-ZY3-003	D13	34	34		K5	135	7		I6	104	41						
90602-ZW5-030	D1	22	21	91005-PT2-N01	G13	79	23	91308-P8A-A01	D4	25	45	92101-05016-4J	I15	113	69		I8	106	41		
F7	60	20	G15	81	24	91033-PG4-013	G15	81	25	91308-PK1-003	D5	26	46	92101-06055-4J	G4	70	26		I10	108	28
90602-ZY3-020	D1	22	22	G15	81	24	91033-PG4-013	G15	81	25	91309-P8A-A01	D5	26	47		I12	110	28			
90603-ZV4-000	D13	34	32	91051-ZX2-C01	G13	79	24	91316-ZV5-821	H13	95	42	91319-PR3-003	D5	26	48	93000					
			91053-ZX2-C01	G10	76	25	91321-P0X-003	D5	26	49				94540-07029	I15	113	80				
			91054-ZX2-E01	G15	81	27	91324-PC6-000	D9	30	18	93500-05010-4J	I15	113	70	94540-10019	G10	76	34			
						91351-ZX2-C00	G13	79	30	93500-05016-4J	D5	26	51	94540-12029	G2	68	43				
												93500-05020-4J	D5	26	52	94540-15029	H14	96	51		



# PART NO. INDEX

L 7

Part Number	Address	Page	Ref.	Part Number	Address	Page	Ref.	Part Number	Address	Page	Ref.	Part Number	Address	Page	Ref.
<b>95000</b>															
95001-35040-40	E16	53	20												
95001-35050-40	E15	52	31												
95001-35055-40	F7	60	24												
95001-35130-40	E16	53	21												
95001-35540-40	F1	54	22												
95001-35590-60	F1	54	23												
95001-35600-40	F1	54	24												
95001-75500-40	G16	82	10												
95003-05035-31	F6	59	33												
95003-05060-31	F8	61	25												
95005-50200-30	H11	93	74												
95005-50950-30	H11	93	75												
95011-63000	G8	74	55												
95551-20000	H4	86	19												
95701-06014-09	D9	30	21												
95701-06018-09	D9	30	22												
95701-08030-09	D9	30	23												
95701-10070-09	D14	35	11												
95701-12120-09	D14	35	12												
<b>96000</b>															
96211-07000	G13	79	32												
	G15	81	35												
96211-12000	G13	79	33												
	G15	81	36												
96220-50080	D10	31	24												
<b>98000</b>															
9807B-5617C	F11	64	3												
98200-11000	J7	121	24												
98200-30750	J8	122	10												
98200-41000	H3	85	9												
98200-41500	H3	85	10												
98200-43000	H3	85	11												
<b>99000</b>															
99001-10120	H16	98	9												
99001-14170	H16	98	10												
99004-16170	H16	98	11												
99006-19000	H16	98	12												
99008-02000	H16	98	13												

4

# PART NAME INDEX

Part name	Address	Page	Ref.	Part name	Address	Page	Ref.	Part name	Address	Page	Ref.
[ A ]											
ARMATURE COMP. ....	H12	94	7	BEARING F, MAIN UPPER .....	D15	36	10	BOLT, FLANGE, 10X110 .....	F13	66	20
ARM ASSY., INTAKE ROCKER .....	E5	42	4	BEARING, FR. GENERATOR .....	F9	62	3	BOLT, FLANGE, 10X120 .....	D14	35	2
ARM COMP. A, EX. ROCKER .....	E5	42	5	BEARING, NEEDLE, 20X28X13 .....	D13	34	34	BOLT, FLANGE, 10X20 .....	D8	29	27
ARM COMP. B, EX. ROCKER .....	E5	42	6	BEARING, NEEDLE, 28X39X30 .....	G13	79	26	BOLT, FLANGE, 10X40 .....	E12	49	26
ARM COMP., LINK JOINT .....	I13	111	18		G15	81	29	BOLT, FLANGE, 10X43 .....	E12	49	27
ARM COMP., SHIFT LINK .....	I13	111	14	BEARING, NEEDLE, 30.5X47X37 ...	G10	76	25	BOLT, FLANGE, 10X55 .....	D6	27	10
ARM, FUEL PUMP ROCKER .....	E5	42	3	BEARING, NEEDLE, 32X42X30 .....	G13	79	27	BOLT, FLANGE, 10X70 .....	D14	35	11
ARM, NEUTRAL LOCK .....	I9	107	5		G15	81	30	BOLT, FLANGE, 10X90 .....	F9	62	21
	I11	109	5	BEARING, NEEDLE, 50X72X4.5 .....	G15	81	25		F13	66	19
ARM, SHIFT .....	G1	67	9	BEARING, RADIAL BALL,				BOLT, FLANGE, 12X120 .....	D14	35	12
ARM, THROTTLE .....	G1	67	3		55X100X21	G13	79	BOLT, FLANGE, 12X95 .....	D4	25	28
						G15	81	BOLT, FLANGE, 5X10 .....	E16	53	17
				BEARING, RR. GENERATOR .....	F9	62	2	BOLT, FLANGE, 5X14 .....	E13	50	9
				BEARING, TAPER ROLLER,				BOLT, FLANGE, 6X10 .....	E14	51	22
					32X66X49	G10	76		F5	58	25
				BEARING, TAPER ROLLER,					F12	65	8
					60X100X30	G13	79		H2	84	15
BAG, TOOL, 200MM .....	H16	98	13	BEARING, THRUST .....	G13	79	23	BOLT, FLANGE, 6X11 .....	G2	68	24
BALL, STEEL .....	F13	66	6		G15	81	24	BOLT, FLANGE, 6X12 .....	F4	57	51
BALL, STEEL, #12 .....	G13	79	33	BEARING, THRUST NEEDLE,					F6	59	26
	G15	81	36		85X110X4	G15	81		G2	68	26
BALL, STEEL, #7 .....	G13	79	32	BELT, A.C. GENERATOR .....	E11	48	17		H1	83	3
	G15	81	35	BELT, TIMING .....	E11	48	6		H2	84	14
BAND .....	F4	57	42	BLOCK ASSY., CYLINDER .....	D3	24	3		H6	88	29
	H12	94	3	BLOCK, NEUTRAL LOCK .....	I13	111	6	BOLT, FLANGE, 6X14 .....	H10	92	37
	I14	112	40	BLOCK, THROTTLE FRICTION .....	I14	112	28		D1	22	16
BAND B1, WIRE .....	J8	122	6	BODY .....	F3	56	3		D4	25	35
BAND, AIR FLOW .....	J6	120	6	BODY, OIL JET .....	D3	24	13		D9	30	21
BAND, SELF LOCK .....	F2	55	8	BOLT-WASHER, 10X109 .....	D4	25	29		E12	49	20
BAND, TUBE CLIP, 12.5MM .....	J6	120	13	BOLT-WASHER, 10X32 .....	G3	69	12		E14	51	21
BAND, TUBE CLIP, 20MM .....	G16	82	9		H10	92	38		F4	57	50
BAND, UNDER CASE GROMMET .....	G16	82	8	BOLT-WASHER, 10X47 .....	G3	69	13		G1	67	22
BAND, WIRE .....	H5	87	4	BOLT-WASHER, 10X60 .....	D4	25	30	BOLT, FLANGE, 6X16 .....	H6	88	27
	H8	90	6	BOLT-WASHER, 10X80 .....	D4	25	31		D4	25	33
BAND, WIRE HARNESS .....	H11	93	76	BOLT-WASHER, 11X105 .....	D4	25	32		E12	49	23
	H2	84	20	BOLT-WASHER, 12X163 .....	E1	38	11		F4	57	49
	J12	126	20	BOLT-WASHER, 12X35 .....	E12	49	25		F9	62	23
	J14	128	17	BOLT-WASHER, 16X49 .....	E12	49	22		G1	67	23
BASE .....	I9	107	15	BOLT-WASHER, 5X18 .....	E16	53	15	BOLT, FLANGE, 6X18 .....	G10	76	18
	I11	109	15	BOLT-WASHER, 5X30 .....	F2	55	20		D4	25	36
BASE COMP., TIMING BELT				BOLT-WASHER, 6X16 .....	G2	68	25		D9	30	22
TENSIONER	E11	48	10	BOLT-WASHER, 6X25 .....	F2	55	19	BOLT, FLANGE, 6X20 .....	F12	65	9
BASE, L. INJECTOR .....	E14	51	13		G7	73	31		H3	85	7
BASE, R. INJECTOR .....	E14	51	11		H2	84	13		H4	86	11
BEARING A, CONNECTING ROD .....	D15	36	8	BOLT-WASHER, 6X27 .....	F11	64	4		H6	88	30
BEARING A, MAIN LOWER .....	D16	37	12		F12	65	7		H9	91	34
BEARING A, MAIN UPPER .....	D15	36	10		H2	84	12		H10	92	40
BEARING B, CONNECTING ROD .....	D15	36	8	BOLT-WASHER, 6X29 .....	D13	34	30	BOLT, FLANGE, 6X22 .....	D4	25	37
BEARING B, MAIN LOWER .....	D16	37	12	BOLT-WASHER, 8X35 .....	F4	57	47		D6	27	8
BEARING B, MAIN UPPER .....	D15	36	10	BOLT A, THROUGH .....	F13	66	14		D13	34	24
BEARING C, CONNECTING ROD .....	D15	36	8	BOLT COMP., OIL JET .....	D3	24	14		E12	49	24
BEARING C, MAIN LOWER .....	D16	37	12	BOLT KIT, SIDE REMOTE CONTROL ..	J10	124	1		E16	53	14
BEARING C, MAIN UPPER .....	D15	36	10	BOLT, 12MM .....	D9	30	13		F2	55	21
BEARING D, CONNECTING ROD .....	D15	36	8	BOLT, 1/4-28UNF .....	H9	91	36	BOLT, FLANGE, 6X23 .....	H9	91	35
BEARING D, MAIN LOWER .....	D16	37	12	BOLT, 3/8-24UNF .....	H10	92	43	BOLT, FLANGE, 6X25 .....	E14	51	19
BEARING D, MAIN UPPER .....	D15	36	10	BOLT, CONNECTING ROD .....	D15	36	6		F4	57	48
BEARING E, CONNECTING ROD .....	D15	36	8	BOLT, COVER LOCK .....	H4	86	12	BOLT, FLANGE, 6X32 .....	D6	27	9
BEARING E, MAIN LOWER .....	D16	37	12	BOLT, DRAIN PLUG .....	D11	32	11		D13	34	25
BEARING E, MAIN UPPER .....	D15	36	10		G3	69	14		E16	53	16
BEARING F, MAIN LOWER .....	D16	37	12								

# PART NAME INDEX

Part name	Address	Page	Ref.	Part name	Address	Page	Ref.	Part name	Address	Page	Ref.
BOLT, FLANGE, 6X35 .....	D1	22	17	BOLT, SEALING, 22MM .....	D10	31	25	BRACKET, REMOTE CONTROL			
	D4	25	34	BOLT, SEALING, 6MM .....	F4	57	46	HOUSING	I1	99	12
	D7	28	16	BOLT, SOCKET .....	H13	95	32		I3	101	12
	E14	51	20				33		I5	103	13
BOLT, FLANGE, 6X37 .....	D6	27	11	BOLT, SOCKET, 6X16 .....	H4	86	13		I7	105	13
BOLT, FLANGE, 6X40 .....	D13	34	31	BOLT, SPECIAL ADJUSTER .....	F9	62	22	BRACKET, RR. ....	F13	66	11
BOLT, FLANGE, 6X55 .....	D6	27	14	BOLT, SPECIAL, 6X12 .....	G7	73	38	BRACKET, R. SIDE COVER .....	H5	87	6
BOLT, FLANGE, 6X60 .....	D7	28	18	BOLT, SPECIAL, 6X17 .....	G7	73	35	BRACKET, R. STERN .....	H9	91	24
	F2	55	22	BOLT, SPECIAL, 6X22 .....	G7	73	36	BRACKET, SENSOR CORD .....	E16	53	8
BOLT, FLANGE, 8X100 .....	D13	34	27	BOLT, SPECIAL, 6X220 .....	J10	124	2	BRACKET, SHIFT LINK .....	G1	67	16
BOLT, FLANGE, 8X18 .....	H2	84	16	BOLT, SPECIAL, 6X37 .....	G7	73	39	BRACKET, SOLENOID VALVE .....	D1	22	6
BOLT, FLANGE, 8X20 .....	E1	38	12	BOLT, SPECIAL, 8MM .....	D9	30	14	BRACKET, TILTING .....	H9	91	28
BOLT, FLANGE, 8X22 .....	H6	88	31	BOLT, SPECIAL, 8X29 .....	E13	50	8	BREAKER ASSY. ....	H12	94	1
BOLT, FLANGE, 8X25 .....	D6	27	15	BOLT, STUD, 10X170 .....	G4	70	17	BRUSH ASSY. ....	H12	94	2
BOLT, FLANGE, 8X28 .....	E1	38	13	BOLT, STUD, 10X45 .....	D13	34	26	BRUSH SET .....	F13	66	7
BOLT, FLANGE, 8X30 .....	D9	30	23	BOLT, STUD, 12X170 .....	G4	70	16	BUFFER, PLATE .....	F5	58	6
	D13	34	29	BOLT, STUD, 12X40 .....	G3	69	15	BULB, PRIMER .....	G16	82	3
	E5	42	18	BOLT, STUD, 6X68 .....	F9	62	8	BULB, WEDGE BASE .....	J6	120	9
BOLT, FLANGE, 8X32 .....	D1	22	18	BOLT, STUD, 8X28 .....	E14	51	23				10
BOLT, FLANGE, 8X35 .....	F4	57	52	BOLT, STUD, 8X45 .....	E14	51	24	BUSH A, COVER LOCK .....	H5	87	15
	I15	113	50	BOLT, TENSIONER .....	F10	63	24	BUSH A, THRUST RECEIVE .....	H9	91	31
BOLT, FLANGE, 8X40 .....	D7	28	19	BOLT, TIMING BELT ADJUSTING				BUSH B, COVER LOCK .....	H5	87	16
	E5	42	19	SPRING	E12	49	21	BUSH B, THRUST RECEIVE .....	H9	91	32
BOLT, FLANGE, 8X45 .....	D1	22	19	BOLT, TIMING BELT COVER .....	E13	50	7	BUSH COMP., VERTICAL SHAFT .....	G6	72	12
BOLT, FLANGE, 8X50 .....	D4	25	40	BOLT, TIMING BELT IDLER A .....	E11	48	14	BUSH, INSULATION .....	F9	62	4
	E16	53	18	BOLT, WASHER, .....	G9	75	17				18
BOLT, FLANGE, 8X60 .....	D7	28	17	BOLT, WASHER, 6X121 .....	D13	34	28	BUSH, LOWER CYLINDER .....	H13	95	27
BOLT, FLANGE, 8X65 .....	F2	55	23	BOSS, FLYWHEEL .....	D9	30	12	BUSH, MOTOR CODE .....	H13	95	21
BOLT, FLANGE, 8X75 .....	D4	25	38	BOX ASSY., JUNCTION .....	H3	85	1	BUSH, SHIFT ARM .....	G1	67	15
BOLT, FRICTION .....	I14	112	29	BOX ASSY., REMOTE CONTROL .....	I13	111	1	BUSH, SWIVEL CASE .....	H9	91	23
BOLT, HEX. ....	H13	95	34	BOX KIT, REMOTE CONTROL .....	I1	99	1		H12	94	12
BOLT, HEX., 10X235 .....	H10	92	41		I3	101	1	BUSH, TILT ARM .....	H9	91	27
BOLT, HEX., 10X35 .....	G7	73	32		I5	103	1	BUTTON, THROTTLE .....	I1	99	9
BOLT, HEX., 10X60 .....	D14	35	6		I7	105	1		I3	101	9
BOLT, HEX., 10X85 .....	D14	35	5		I9	107	1		I5	103	10
BOLT, HEX., 12X119 .....	H10	92	46		I11	109	1		I7	105	10
BOLT, HEX., 12X120 .....	D14	35	3	BRACKET .....	J6	120	18		I9	107	8
BOLT, HEX., 12X130 .....	H10	92	46	BRACKET ASSY. ....	H12	94	6		I11	109	8
BOLT, HEX., 12X200 .....	H10	92	39	BRACKET A, RR. COVER .....	H5	87	8	BUZZER COMP., WARNING .....	I14	112	46
BOLT, HEX., 12X45 .....	G12	78	13	BRACKET B, HARNESS CLIP .....	D3	24	22		J12	126	16
	G14	80	13	BRACKET B, RR. COVER .....	H5	87	9		J14	128	13
BOLT, HEX., 12X50 .....	G7	73	37	BRACKET C, COUPLER .....	H2	84	2				
BOLT, HEX., 12X65 .....	D14	35	4	BRACKET C, HARNESS CLIP .....	D1	22	12	[ C ]			
BOLT, HEX., 14X180 .....	G7	73	33	BRACKET, A.C. GENERATOR FUSE ..	F12	65	3	CABLE ASSY., POWER TILT RELAY ..	H2	84	7
BOLT, HEX., 5X16 .....	I15	113	69	BRACKET, BUZZER .....	J12	126	17	CABLE ASSY., PUSH-PULL .....	I16	114	1
BOLT, HEX., 6X14 .....	H10	92	42		J14	128	14		J1	115	1
BOLT, HEX., 6X16 .....	D11	32	10	BRACKET, CABLE .....	H5	87	1		J2	116	1
	G2	68	27	BRACKET, CLIP B .....	D1	22	11		J3	117	1
	G4	70	26		D3	24	21		J4	118	1
BOLT, HEX., 6X55 .....	D11	32	9	BRACKET, COUPLER D .....	E11	48	18		J5	119	1
BOLT, HEX., 8X28 .....	D11	32	8	BRACKET, ECU .....	F12	65	5	CABLE ASSY., REMOTE CONTROL ...	I14	112	34
BOLT, HEX., 8X35 .....	D11	32	8	BRACKET, FR. ....	F13	66	10	CABLE ASSY., STARTER .....	H2	84	3
	H6	88	26	BRACKET, FR. COVER .....	H5	87	5	CABLE ASSY., SWITCH PANEL .....	K4	134	3
BOLT, IDLER .....	E11	48	13	BRACKET, HARNESS CLIP A .....	E14	51	17	CABLE COMP. A, COVER LOCK .....	H5	87	12
BOLT, OIL CHECK .....	G3	69	10	BRACKET, HOOK .....	H4	86	4	CABLE COMP. B, COVER LOCK .....	H5	87	13
BOLT, RECESSED .....	H13	95	31	BRACKET, LINK JOINT .....	I13	111	19	CABLE COMP., REMOTE CONTROL ...	I16	114	1
BOLT, SEALING, 18MM .....	D9	30	10	BRACKET, L. SIDE COVER .....	H5	87	7		J1	115	1
BOLT, SEALING, 22MM .....	D3	24	6	BRACKET, L. STERN .....	H9	91	25		J2	116	1
	D4	25	39	BRACKET, NEUTRAL SWITCH .....	G1	67	19				
	D6	27	12								

# PART NAME INDEX

M 3

Part name	Address	Page	Ref.	Part name	Address	Page	Ref.	Part name	Address	Page	Ref.
CABLE COMP., REMOTE CONTROL ..	J3	117	1	CLIP D, SPEEDOMETER CABLE .....	E14	51	18	COLLAR, DISTANCE, 6X10.5X25...	G8	74	53
	J4	118	1	CLIP D, WASHER TUBE .....	D2	23	29	COLLAR, DISTANCE, 6.5X9X3.....	H4	86	16
	J5	119	1	CLIP, 10.7MM .....	H13	95	37	COLLAR, DISTANCE, 6.5X9X5.....	G8	74	52
CABLE COMP., THROTTLE .....	F2	55	10	CLIP, BRAKE PIPE .....	G1	67	21	COLLAR, LINK JOINT.....	I15	113	67
CABLE SET, PANEL INDICATOR ...	K4	134	1	CLIP, EMERGENCY LOCK .....	I14	112	43	COLLAR, LOWER CYLINDER.....	H9	91	33
CAMSHAFT, L. ....	E5	42	2		J12	126	12	COLLAR, MOUNTING.....	H2	84	23
CAMSHAFT, R. ....	E5	42	1		J14	128	10	COLLAR, ORIFICE.....	H14	96	50
CAP COMP., OIL TANK .....	H13	95	30	CLIP, HARNESS .....	D2	23	24	COLLAR, SHIFT SLIDER.....	G1	67	11
CAP, BOLT, 10MM .....	D6	27	13		F4	57	54	COLLAR, SLIDING PLATE.....	I13	111	16
CAP, GRIP .....	I1	99	7	CLIP, HARNESS BAND .....	H6	88	36	COLLAR, STEERING ROD.....	H11	93	71
	I3	101	7		D5	26	50	COLLAR, TIMING BELT COVER.....	E13	50	10
	I5	103	9		E13	50	11	CONTROL UNIT, ELECTRONIC.....	F12	65	4
	I7	105	9		G2	68	41	CORD ASSY., INDICATOR.....	K4	134	2
CAP, HANDLE .....	I13	111	5		H1	83	5	CORD COMP., EMERGENCY.....	I14	112	42
CAP, L. SIDE COVER .....	H6	88	24		H2	84	24		J12	126	11
CAP, OIL .....	D6	27	5		H6	88	37		J14	128	9
CAP, SWITCH .....	I1	99	8		K1	131	3	CORD, A.C. GENERATOR.....	H2	84	8
	I3	101	8	CLIP, INJECTOR .....	E14	51	2	CORD, SWITCH.....	D4	25	23
CAP, TIMING BELT TENSIONER ...	E11	48	8	CLIP, PISTON PIN .....	D15	36	4	COTTER, VALVE.....	E5	42	17
CAP, UNDER COVER .....	G7	73	24	CLIP, SENSOR HOSE .....	D1	22	14	COVER ASSY.....	I9	107	11
CAP, WATER JOINT .....	G6	72	4	CLIP, SHIFT WIRE .....	D1	22	15		I11	109	11
CARTRIDGE, OIL FILTER .....	D6	27	4	CLIP, TUBE .....	D1	22	23	COVER ASSY., COOLING FAN.....	F2	55	29
CASE ASSY., GEAR .....	G5	71	1		D12	33	1	COVER ASSY., CRANKCASE UPPER..	D3	24	1
CASE ASSY., OIL SEAL .....	D3	24	2		D13	34	32	COVER ASSY., ENGINE.....	H4	86	2
CASE COMP., GEAR .....	G4	70	27		F5	58	1	COVER ASSY., FUSE.....	J8	122	7
CASE COMP., MOUNT .....	D13	34	22		F6	59	27	COVER ASSY., L. TIMING BELT...	E13	50	3
CASE COMP., PUMP .....	F4	57	27		F6	59	27	COVER ASSY., R. TIMING BELT...	E13	50	2
CASE KIT, GEAR .....	K5	135	1				28	COVER B, TERMINAL.....	H2	84	5
CASE, ELECTRONIC PARTS .....	F12	65	1				29				6
CASE, EXTENSION .....	G6	72	10		F7	60	11	COVER COMP. ....	F3	56	4
CASE, FLUSH VALVE .....	D12	33	7		G7	73	47	COVER COMP., FUSE.....	H3	85	2
CASE, GEAR .....	G3	69	3		H11	93	65	COVER COMP., INTAKE MANIFOLD..	E16	53	5
CASE, POWER TILT RELAY .....	H2	84	11	CLIP, WIRE .....	F7	60	22	COVER COMP., L. UNDER ENGINE..	G7	73	21
CASE, SWIVEL .....	H9	91	20	CLIP, WIRE HARNESS .....	F6	59	32	COVER COMP., R. UNDER ENGINE..	G7	73	20
CIRCLIP, EXTERNAL, 15MM .....	G13	79	31		H1	83	4	COVER KIT, REMOTE CONTROL BOX..	J9	123	1
	G15	81	34		H2	84	21				2
CIRCLIP, EXTERNAL, 39MM .....	H11	93	66				22	COVER, BEARING.....	F9	62	5
CIRCLIP, INTERNAL .....	H13	95	38		H11	93	67	COVER, DRAIN PLUG.....	G6	72	13
CIRCLIP, INTERNAL, 43 .....	G7	73	48		I15	113	66	COVER, DUAL GRIP.....	I5	103	8
CIRCLIP, INTERNAL, 47MM .....	G11	77	37	CLIP, WIRE HARNESS, 10MM .....	E15	52	26		I7	105	8
CLAMP .....	J6	120	12	CLIP, WIRE HARNESS, 25MM .....	F6	59	31	COVER, ENGINE.....	K2	132	1
	J15	129	2		F12	65	10	COVER, FLUSH VALVE .....	D12	33	6
CLAMPER, SENSOR TUBE .....	H8	90	12		G7	73	49	COVER, FR. ....	H4	86	6
CLAMP, CHECK VALVE .....	F7	60	2	CLUTCH COMP., OVERRUNNING .....	F13	66	3	COVER, FR. SEPARATE.....	G6	72	9
CLAMP, FUEL TUBE .....	F7	60	23	COCK ASSY., FUEL DRAIN .....	F5	58	24	COVER, GEAR CASE.....	G3	69	5
CLAMP, HARNESS .....	I13	111	9	COIL COMP., PLUG HOLE .....	F11	64	2	COVER, GRIP.....	I9	107	4
CLAMP, HOSE .....	F7	60	10	COLLAR .....	F3	56	23		I11	109	4
CLAMP, POWER TILT CORD .....	I14	112	31		F4	57	26	COVER, IMPELLER.....	G9	75	4
CLAMP, TUBE .....	D1	22	21	COLLAR, 6.2X10X25.5 .....	G8	74	52	COVER, LOCK ARM.....	I9	107	6
			22	COLLAR, 8.5X14.5 .....	F4	57	56		I11	109	6
	D7	28	20		H6	88	38	COVER, L. CAMSHAFT THRUST.....	E1	38	8
	D8	29	21	COLLAR, C.D.I. UNIT CASE .....	F2	55	26	COVER, L. CYLINDER HEAD.....	D1	22	3
			22		F11	64	5	COVER, L. GRIP.....	I1	99	5
	F7	60	19		F12	65	11		I5	103	6
			20		H2	84	25	COVER, L. LOWER MOUNTING.....	G7	73	27
	F8	61	26	COLLAR, DISTANCE .....	G10	76	33	COVER, L. RELIEF VALVE.....	D12	33	17
	H9	91	21		J10	124	3	COVER, L. WATER JACKET.....	D13	34	21
CLAMP, WIRE, 8MM .....	F6	59	30	COLLAR, DISTANCE, 6X10X43.5 ...	I15	113	68	COVER, NEUTRAL SWITCH.....	G1	67	20
CLIP A, WIRE .....	D1	22	13					COVER, OIL LEVEL GAUGE.....	D3	24	16



# PART NAME INDEX

M 4

Part name	Address	Page	Ref.	Part name	Address	Page	Ref.	Part name	Address	Page	Ref.
COVER, OIL PUMP .....	D9	30	4	EXTENSION, OIL FILLER .....	D6	27	6	GROMMET, R. IDLE PORT .....	G7	73	28
COVER, PLUG MAINTENANCE .....	G7	73	19					GROMMET, SILENCER .....	F2	55	9
COVER, PUMP .....	F4	57	28	[ F ]				GROMMET, TIMING BELT COVER .....	E13	50	1
			29					GROMMET, UNDER CASE .....	F2	55	18
COVER, R. CAMSHAFT THRUST .....	E1	38	7	FAN, COOLING .....	E11	48	16		G6	72	7
COVER, R. CYLINDER HEAD .....	D1	22	1	FILTER .....	F5	58	12		H12	94	10
COVER, R. GRIP .....	I3	101	5	FILTER ASSY., SPOOL VALVE .....	D3	24	19	GROMMET, VAPOR SEPARATOR .....	F4	19	34
	I7	105	6	FILTER B .....	H12	94	19				35
COVER, R. LOWER MOUNTING .....	G7	73	26	FLOAT .....	F5	58	15	GROMMET, WATER CHECK .....	G7	73	30
COVER, R. RELIEF VALVE .....	D12	33	13	FLOAT SET .....	F3	56	2	GROMMET, WATER TUBE .....	D11	32	6
COVER, R. WATER JACKET .....	D12	33	19	FLYWHEEL COMP. ....	D9	30	11	GUIDE COMP., ROD .....	H12	94	18
COVER, STARTER TERMINAL .....	H2	84	4	FRAME COMP., MOUNTING .....	H8	90	13	GUIDE, EX. VALVE .....	E1	38	3
COVER, THERMOSTAT .....	D7	28	13	FUSE A .....	J7	121	24	GUIDE, IN. VALVE .....	E1	38	2
COVER, UPPER MOUNT .....	H8	90	18	FUSE, BLADE .....	J8	122	10	GUIDE, L. EX. ....	D12	33	5
COVER, WATER JACKET .....	F3	56	12	FUSE, BLOCK .....	H3	85	3	GUIDE, R. EX. ....	D12	33	2
CRANKCASE COMP. ....	D6	27	1	FUSE, MINI .....	H3	85	9				
CRANKSHAFT COMP. ....	D15	36	9				10	[ H ]			
CUP .....	F5	58	16				11	HANDLE, REMOTE CONTROL .....	I1	99	4
CUP SET, WATER SEPARATOR .....	F5	58	5	[ G ]					I3	101	4
									I5	103	5
[ D ]				GASKET B, IMPELLER .....	G9	75	5		I7	105	5
DAMPER, HOOK .....	H4	86	5	GASKET COMP., CYLINDER HEAD .....	E1	38	9		I9	107	3
DOWEL PIN, 10X12 .....	E15	52	30	GASKET, EAC VALVE .....	F2	55	5		I11	109	3
DOWEL PIN, 13X37 .....	D4	25	41	GASKET, EX. PIPE .....	D11	32	4		I13	111	2
DOWEL PIN, 14X15 .....	D9	30	15	GASKET, FR. INJECTOR BASE .....	E14	51	12	HANGER, ENGINE .....	D6	27	2
	D14	35	9	GASKET, INTAKE MANIFOLD .....	E14	51	15		E1	38	1
DOWEL PIN, 16X22 .....	E1	38	15					HARNES ASSY., MAIN WIRE .....	H1	83	1
DOWEL PIN, 5X8 .....	D5	26	54	GASKET, L. EX. MANIFOLD .....	D7	28	5	HARNES ASSY., METER .....	J6	120	7
DOWEL PIN, 6X10 .....	D5	26	53	GASKET, MOUNT CASE .....	D14	35	1				8
	E1	38	14	GASKET, RR. INJECTOR BASE .....	E14	51	14		J8	122	3
	E12	49	30	GASKET, R. EX. MANIFOLD .....	D7	28	3	HARNES ASSY., SWITCH PANEL .....	J12	126	6
	F2	55	28	GASKET, THROTTLE BODY .....	F2	55	2		J14	128	4
	G4	70	24	GAUGE COMP., OIL LEVEL .....	D3	24	15	HARNES COMP. ....	F4	57	41
	G7	73	50	GEAR ASSY., INTERNAL .....	F13	66	16	HEAD COMP., CYLINDER .....	E1	38	5
	G10	76	24	GEAR ASSY., PLANETARY .....	F13	66	4	HOLDER .....	F3	56	11
DOWEL PIN, 8X14 .....	D6	27	18	GEAR COMP., BEVEL .....	G12	78	8	HOLDER ASSY., BEARING .....	G15	81	37
DRIVER, CHECK BOLT .....	H16	98	8		G14	80	9	HOLDER ASSY., BRUSH .....	F9	62	1
DRIVER, SCREW .....	H16	98	1	GEAR, BEVEL .....	G12	78	9	HOLDER COMP., BRUSH .....	F13	66	9
					G14	80	8	HOLDER, BEARING .....	G12	78	12
[ E ]				GEAR, PINION .....	G9	75	16	HOLDER, NEUTRAL LOCK .....	I9	107	14
EMBLEM .....	H15	97	14	GENERATOR ASSY., A.C. ....	F9	62	14		I11	109	14
END COVER, RR. ....	F9	62	17	GRIP .....	H16	98	2	HOLDER, OIL FILTER .....	D6	27	7
END, NIPPLE .....	H8	90	10	GRIP, REMOTE CONTROL HANDLE .....	I1	99	6	HOLDER, PROPELLER SHAFT .....	G12	78	11
E-RING, 10MM .....	G10	76	34		I3	101	6		G14	80	11
E-RING, 12MM .....	G2	68	43		I5	103	7	HOLDER, ROD .....	H7	89	3
E-RING, 15MM .....	H14	96	51		I7	105	7	HOLDER, SEAL .....	G1	67	17
E-RING, 3MM .....	I15	113	78		I13	111	4	HOLDER, SHIFT ROD .....	G9	75	12
E-RING, 4MM .....	G2	68	42	GROMMET A, UNDER CASE .....	H5	87	3	HOLDER, STRIKER .....	H5	87	21
	I15	113	79	GROMMET, AIR CLEANER CASE .....	H4	86	1	HOSE A, PRESSURE REGULATOR			
E-RING, 6MM .....	H6	88	39	GROMMET, ELECTRONIC PARTS CASE .....	F11	64	1	RETURN	F7	60	13
	I2	100	36		F12	65	2	HOSE B, PRESSURE REGULATOR			
	I4	102	36		H2	84	1	RETURN	F7	60	14
	I6	104	41	GROMMET, EXTENSION CASE .....	G9	75	13	HOSE COMP., FUEL .....	E14	51	9
	I8	106	41	GROMMET, GEAR CASE .....	G3	69	4	HOSE COMP., FUEL JOINT .....	E14	51	10
	I10	108	28	GROMMET, L. IDLE PORT .....	G7	73	29	HOSE KIT, RIGGING .....	J15	129	1
	I12	110	28	GROMMET, POWER TILT SWITCH .....	G6	72	8	HOUSING ASSY., L. INNER .....	I1	99	3
	I15	113	80	GROMMET, RELAY .....	H2	84	10		I5	103	3
				GROMMET, RELAY BRACKET .....	F12	65	6		I7	105	3

# PART NAME INDEX

M 5

Part name	Address	Page	Ref.	Part name	Address	Page	Ref.	Part name	Address	Page	Ref.
HOUSING ASSY., L. INNER .....	I11	109	2	LAMP ASSY., INDICATION .....	I14	112	44	NUT-WASHER, 6MM .....	H2	84	18
HOUSING ASSY., R. INNER .....	I3	101	3		J12	126	14	NUT-WASHER, 8MM .....	H2	84	17
	I5	103	4		J14	128	11	NUT, CASTLE, 18MM .....	G12	78	14
	I7	105	4	LEVER SET .....	F13	66	18		G14	80	14
	I9	107	2	LEVER, COVER LOCK .....	H5	87	14	NUT, FLANGE CAP, 10MM .....	D6	27	16
HOUSING COMP., DUAL REMOTE				LEVER, HANDLE LOCK .....	I13	111	3	NUT, FLANGE, 10MM .....	H10	92	51
CONTROL BOX	I5	103	14	LEVER, IDLE .....	I13	111	22	NUT, FLANGE, 12MM .....	H10	92	48
	I7	105	14	LINER, PUMP .....	G9	75	3	NUT, FLANGE, 5MM .....	J11	125	2
HOUSING COMP., REMOTE CONTROL				LINER, SWIVEL CASE .....	H9	91	22		J12	126	2
BOX	I1	99	13	LOCK ASSY., FR. ....	H5	87	22		J14	128	2
	I3	101	13	LOCK COMP., SIDE .....	H6	88	23	NUT, FLANGE, 8MM .....	E14	51	25
	I13	111	10						E16	53	19
			11	[ M ]					F10	63	25
HOUSING, IMPELLER .....	G9	75	2	MANIFOLD COMP., INTAKE .....	E16	53	3	NUT, HEX., 12MM .....	H11	93	72
HOUSING, LEAD .....	I1	99	14	MANIFOLD COMP., L. EX. ....	D7	28	4	NUT, HEX., 16MM .....	G7	73	41
	I3	101	14	MANIFOLD COMP., R. EX. ....	D7	28	2		I15	113	54
	I5	103	15	MARK .....	H15	97	8		J12	126	19
	I7	105	15	MARK, CAUTION .....	H15	97	9	NUT, HEX., 18MM .....	G10	76	20
HOUSING, LOWER CENTER MOUNTING	H8	90	17	MARK, COUNTER ROTATION .....	H15	97	12	NUT, HEX., 20MM .....	G2	68	28
HOUSING, LOWER MOUNTING .....	G7	73	16	MARK, EMBLEM .....	H15	97	1	NUT, HEX., 4MM .....	J7	121	21
HOUSING, REMOTE CONTROL BOX ..	I13	111	12	MARK, ENVIRONMENT .....	H15	97	11	NUT, HEX., 5MM .....	I2	100	29
HOUSING, UPPER MOUNTING .....	H8	90	14	MARK, FAST IDLE .....	I15	113	49				35
HOUSING, WATER PUMP .....	G9	75	6	MARK, FLUSH MOUNT .....	I9	107	19		I4	102	29
					I11	109	19				35
[ I ]				MARK, FOUR STROKE .....	H15	97	6		I6	104	33
IDLER B, TIMING BELT .....	E11	48	15	MARK, FR. EMBLEM .....	H15	97	5				34
IDLER, TIMING BELT .....	E11	48	12	MARK, FUSE .....	J8	122	8				40
IMPELLER, PUMP .....	G9	75	1	MARK, HANDLE FLUSH MOUNT .....	I9	107	18		I8	106	33
INJECTOR ASSY., FUEL .....	E14	51	1		I11	109	18				34
INSULATOR .....	F4	57	31	MARK, HONDA .....	H15	97	7				40
INSULATOR COMP. ....	F4	57	30	MARK, REMOTE CONTROL .....	I2	100	21		I15	113	77
					I4	102	21		J6	120	20
[ J ]					I6	104	24	NUT, HEX., 6MM .....	F10	63	27
JOINT ASSY., OIL PIPE .....	D3	24	12		I8	106	24		H4	86	18
JOINT A, VACUUM TUBE .....	E16	53	7	MARK, RR. ....	H15	97	3		I10	108	25
JOINT B, WASHER TUBE .....	H8	90	8	MARK, SIDE STRIPE .....	H15	97	4		I12	110	25
JOINT SET .....	F3	56	6	MESH, FUEL FILTER .....	E14	51	4		I15	113	55
JOINT, DRIVE .....	H12	94	16	METAL COMP., ANODE .....	G3	69	9				76
JOINT, FUEL PIPE .....	E14	51	8	METAL KIT, ANODE .....	H8	90	1	NUT, LOCK, 68MM .....	G10	76	19
	F4	57	38	METAL, ANODE .....	D3	24	4	NUT, PULLEY LOCK .....	F9	62	7
JOINT, FUEL RETURN .....	F7	60	12				5	NUT, SELF-LOCK .....	H10	92	49
JOINT, FUEL TUBE .....	G16	82	1	METER KIT, HOUR .....	J6	120	5				50
			2	METER KIT, TACHO .....	J6	120	4	NUT, SELF-LOCK, 10MM .....	G4	70	20
JOINT, WATER HOSE .....	G6	72	2		J8	122	2	NUT, SELF-LOCK, 12MM .....	G4	70	21
				METER KIT, TRIM .....	J6	120	1	NUT, SELF-LOCK, 14MM .....	G7	73	42
[ K ]				METER KIT, VOLT .....	J6	120	3	NUT, SELF-LOCK, 5MM .....	G4	70	19
KEY, 4.5X24 .....	E12	49	28	MOTION COMP., LOST .....	E1	38	10	NUT, SELF-LOCK, 6MM .....	G4	70	18
KEY, SPECIAL .....	E12	49	29	MOTOR ASSY., POWER TILT .....	H12	94	5		H10	92	47
KEY, WOODRUFF .....	G10	76	23	MOTOR ASSY., STARTER .....	F13	66	1	NUT, TAPPET ADJUSTING .....	E5	42	20
KIT, CABLE .....	K1	131	1	MOUNT COMP., LOWER RUBBER .....	G7	73	17	NUT, WATER MOUTH .....	G6	72	1
				MOUNT COMP., UPPER RUBBER .....	H8	90	15				
				[ N ]				[ O ]			
[ L ]				NIPPLE, GREASE .....	H11	93	68	OIL SEAL .....	H13	95	39
LABEL, FUSE & OIL CAUTION .....	H15	97	2	NIPPLE, SENSOR .....	H8	90	11	OIL SEAL, 14X26X6 .....	G2	68	38
LABEL, WARNING OPERATOR .....	H15	97	10	NUT-WASHER, 5MM .....	F10	63	26	OIL SEAL, 31X46X7 .....	D9	30	17
			13					OIL SEAL, 39X53X8 .....	E1	38	16

# PART NAME INDEX

Part name	Address	Page	Ref.	Part name	Address	Page	Ref.	Part name	Address	Page	Ref.
OIL SEAL, 39.5X52X6 .....	H11	93	69	O-RING, TIMING BELT TENSIONER				PIVOT, SHIFT .....	G1	67	12
OIL SEAL, 41X66X8 .....	D4	25	42	BASE	E11	48	11		I13	111	17
OIL SEAL, 46X60X9 .....	D9	30	16	O-RING, WATER PUMP .....	G10	76	30	PLATE .....	F3	56	10
OIL SEAL, 80X98X10 .....	D4	25	43	O-RING, WATER PUMP HOUSING .....	G10	76	31		F4	57	45
ORIFICE ASSY., OIL CONTROL ...	D3	24	10						F5	58	22
O-RING .....	E16	53	13	[ P ]				PLATE COMP., SLIDING .....	I13	111	15
	F2	55	25					PLATE SET, TRANSOM .....	J16	130	2
	F3	56	13	PACKING .....	F13	66	17	PLATE SET, TRIM ADJUST .....	J16	130	1
			14		H14	96	49	PLATE, CABLE CLAMP .....	I1	99	11
			15		J6	120	16		I3	101	11
			16						I5	103	12
			17	PACKING, DUAL .....	I5	103	19		I7	105	12
			18		I7	105	19	PLATE, DWELL .....	I1	99	15
			19	PACKING, FLASH VALVE .....	D12	33	16		I3	101	15
	F5	58	20	PACKING, HEAD COVER .....	D1	22	2		I5	103	16
			21	PACKING, INTAKE MANIFOLD UP					I7	105	16
			23	COVER	E16	53	6		I9	107	10
	G10	76	29	PACKING, OIL HOLE .....	D3	24	9		I11	109	10
	K5	135	7	PACKING, OIL LEVEL GAUGE .....	D3	24	17	PLATE, HANDLE .....	I1	99	10
O-RING SET, 3.5X31.7 .....	H14	96	47	PACKING, OIL PAN .....	D11	32	2		I3	101	10
O-RING, 121X3.1 .....	G13	79	30	PACKING, OIL PUMP BODY .....	D9	30	2		I5	103	11
	G15	81	33	PACKING, RELIEF VALVE .....	D12	33	15		I7	105	11
	K5	135	8	PACKING, RELIEF VALVE COVER ...	D12	33	14	PLATE, INTAKE MANIFOLD CENTER	E16	53	4
O-RING, 13X1.5 .....	D5	26	48	PACKING, SINGLE .....	I1	99	18	PLATE, LEVER SETTING .....	I13	111	8
O-RING, 15.54X2.26 .....	H11	93	70		I3	101	18	PLATE, LOCK .....	G1	67	13
O-RING, 16MM .....	D13	34	36	PACKING, THROTTLE BODY .....	E16	53	2	PLATE, L. TIMING BELT COVER ...	E13	50	4
O-RING, 16.3X3.5 .....	D5	26	47	PACKING, WATER JACKET COVER ...	D12	33	20	PLATE, REMOTE CONTROL .....	I15	113	47
O-RING, 18.3X3.5 .....	D4	25	45	PANEL ASSY., INDICATOR .....	J12	126	13				48
O-RING, 1.8X69.6 .....	H13	95	41	PANEL ASSY., SWITCH .....	J12	126	3	PLATE, REMOTE CONTROL CABLE ...	G1	67	2
O-RING, 1.8X7.7 .....	H13	95	43	PANEL KIT, SWITCH .....	J12	126	1	PLATE, RUBBER SETTING .....	G3	69	1
O-RING, 1.9X11 .....	H13	95	44		J14	128	1	PLATE, R. TIMING BELT COVER ...	E13	50	5
O-RING, 20.6X2.6 .....	D9	30	18	PANEL, CONTROL .....	J12	126	4	PLATE, SHIFT .....	G12	78	7
O-RING, 23.5X2 .....	D13	34	39						G14	80	7
O-RING, 25X2.4 .....	D5	26	49		J14	128	3	PLATE, SPRING SETTING .....	I14	112	23
O-RING, 26X2.7 .....	D6	27	17	PAN, OIL .....	D11	32	1	PLATE, STARTER CABLE .....	H5	87	2
O-RING, 26.2X2.4 .....	D5	26	46	PIN B, DOWEL, 10X16 .....	D9	30	20	PLATE, TIMING BELT GUIDE .....	E11	48	2
O-RING, 26.9X2.4 .....	G2	68	40		D14	35	10	PLATE, WATER TUBE .....	D11	32	7
O-RING, 2.0X70.5 .....	H13	95	40	PIN B, DOWEL, 6X10 .....	E1	38	18	PLATE, WINKER BUZZER .....	I14	112	45
O-RING, 31.5X2.4 .....	D8	29	25	PIN, 6X6 .....	I15	113	64		J12	126	15
O-RING, 33.5X2 .....	D13	34	38	PIN, LINK .....	G2	68	36		J14	128	12
O-RING, 37X2.4 .....	D2	23	25	PIN, LOCK, 6MM .....	I15	113	63	PLIERS, 135 .....	H16	98	4
O-RING, 3.5X35.7 .....	H14	96	45	PIN, PISTON .....	D15	36	3	PLUG, BLIND, 20MM .....	H4	86	19
O-RING, 3.5X38.7 .....	H13	95	42	PIN, SHIFTER, 8X50 .....	G12	78	2	PLUG, FUEL TUBE .....	H7	89	2
O-RING, 3.5X41.7 .....	H14	96	46		G14	80	2	PLUG, HOLE, 5MM .....	G8	74	54
O-RING, 48.5X2.4 .....	E1	38	17	PIN, SNAP, 6MM .....	G2	68	35	PLUG, INNER CONNECTOR .....	I14	112	35
O-RING, 49.4X3.1 .....	D13	34	37	PIN, SPLIT, 4.0 .....	G13	79	22		J8	122	4
O-RING, 59.4X3.1 .....	F13	66	23		G15	81	23		J12	126	7
O-RING, 65.4X2.4 .....	G10	76	32		K5	135	2		J14	128	5
O-RING, 66.4X3.1 .....	D8	29	23	PIN, SPRING, 3X20 .....	H11	93	73	PLUG, OUTER CONNECTOR .....	I14	112	36
O-RING, 6.9X1.45 .....	G4	70	25	PIN, UPPER CYLINDER .....	H13	95	28		J8	122	5
	K5	135	6	PIN, VERTICAL SHAFT .....	E11	48	19		J12	126	8
O-RING, 7.45X3.61 .....	E15	52	29	PIPE COMP., L. EX. .....	D11	32	5		J14	128	6
O-RING, 7.47X3.6 .....	E15	52	28	PIPE COMP., L. FUEL .....	E14	51	5	PLUG, SPARK .....	F11	64	3
O-RING, 7.8X1.9 .....	E15	52	27	PIPE COMP., R. EX. .....	D11	32	3	PROPELLER COMP., THREE BLADES	K3	133	1
	F4	57	55	PIPE, FUEL .....	F7	60	7	PULLER, MINI FUSE .....	H3	85	4
O-RING, 8.8X2.4 .....	D3	24	11	PIPE, HARNESS GUIDE .....	I14	112	32	PULLEY .....	F9	62	6
O-RING, 9.5X1.9 .....	D4	25	44	PIPE, R. FUEL .....	E14	51	3	PULLEY COMP., L. TIMING BELT			
	D8	29	24	PISTON .....	D15	36	2	DRIVEN	E11	48	5
O-RING, PRESSURE REGULATOR ...	E14	51	7	PISTON COMP., FREE .....	H13	95	24				

# PART NAME INDEX



Part name	Address	Page	Ref.	Part name	Address	Page	Ref.	Part name	Address	Page	Ref.
PULLEY COMP., R. TIMING BELT DRIVEN	E11	48	4	SCREEN, L. WATER .....	G3	69	7	SCREW, PAN, 6X10 .....	I15	113	51
PULLEY, CRANKSHAFT .....	E11	48	3	SCREEN, R. WATER .....	G3	69	6	SCREW, PAN, 6X18 .....	D8	29	26
PULLEY, TIMING BELT DRIVE .....	E11	48	1	SCREW .....	F9	62	9		I2	100	27
PUMP ASSY. ....	H12	94	14				10		I4	102	27
PUMP ASSY., FUEL .....	D1	22	7	SCREW-WASHER .....	F3	56	20		I6	104	30
PUMP ASSY., OIL .....	D9	30	1		F9	62	11	SCREW, PAN, 6X22 .....	F13	66	21
PUMP KIT, IMPELLER .....	G10	76	35	SCREW-WASHER, 3X22 .....	J6	120	19	SCREW, PAN, 6X25 .....	G7	73	40
			36	SCREW-WASHER, 5X15 .....	H3	85	8	SCREW, PAN, 6X35 .....	I10	108	23
PUMP UNIT SET A, FUEL .....	F3	56	7	SCREW-WASHER, 6X40 .....	G7	73	40		I12	110	23
PUMP UNIT SET B, FUEL .....	F3	56	9	SCREW SET .....	F2	55	1	SCREW, PAN, 6X8 .....	H10	92	44
PUMP UNIT, FUEL .....	F4	57	37	SCREW SET, DRAIN .....	F3	56	5		H11	93	77
					F6	59	34		H13	95	35
[ R ]				SCREW, 6X95 .....	I15	113	53	SCREW, RIVET, 5X10 .....	H10	92	45
RECEIVER, THRUST .....	H9	91	30	SCREW, FLAT, 5X12 .....	I15	113	52		H13	95	36
RECTIFIER ASSY. ....	F9	62	19	SCREW, FLAT, 5X55 .....	G3	69	11	SCREW, SPECIAL, 6X35 .....	G7	19	34
REGULATOR ASSY. ....	F9	62	20	SCREW, FLAT, 6X16 .....	D9	30	19	SCREW, TAPPET ADJUSTING .....	E5	42	12
REGULATOR ASSY., PRESSURE .....	E14	51	6	SCREW, PAN .....	F3	56	21	SCREW, TAPPING .....	J15	129	3
RELAY ASSY., FUEL PUMP .....	H3	85	5	SCREW, PAN, 4X10 .....	I2	100	26	SCREW, TAPPING, 4X10 .....	H4	86	17
RELAY ASSY., POWER .....	H3	85	6		I4	102	26	SCREW, TAPPING, 5X10 .....	I15	113	72
RELAY ASSY., POWER TILT .....	H2	84	9	SCREW, PAN, 5X10 .....	I2	100	23	SCREW, TAPPING, 5X12 .....	I15	113	73
RETAINER, VALVE SPRING .....	E5	42	15		I4	102	23	SCREW, TAPPING, 5X25 .....	I15	113	75
RING .....	F4	57	32		I6	104	26	SCREW, TAPPING, 5X8 .....	I15	113	71
RING SET, PISTON .....	D15	36	1		I8	106	26	SCREW, TAPPING, 6X16 .....	I15	113	74
RING, BACK UP .....	H13	95	20		I15	113	70	SCREW, TAPPING, 6X30 .....	I10	108	24
RING, CROSS PIN .....	G12	78	3	SCREW, PAN, 5X12 .....	F5	58	14		I12	110	24
	G14	80	3	SCREW, PAN, 5X16 .....	D5	26	51	SCREW, TRUSS, 4X12 .....	I9	107	21
	G2	68	37		I2	100	22		I11	109	21
RING, SETTING .....	G13	79	21		I4	102	22	SCREW, WASHER .....	F3	56	22
RING, STOPPER .....	G1	67	7		I6	104	25	SCREW, WAVE WASHER .....	F9	62	12
RING, WATER TUBE SEAL .....	G9	75	8		I8	106	25				13
ROD COMP. A, SHIFT .....	G9	75	11		I9	107	20	SEAL A, COVER UNDER .....	G7	73	22
ROD COMP., CONNECTING .....	D15	36	7		I11	109	20	SEAL A, VALVE STEM .....	E1	38	4
ROD COMP., PISTON .....	H12	94	15	SCREW, PAN, 5X18 .....	I2	100	25	SEAL B, COVER UNDER .....	G7	73	23
	H13	95	22		I4	102	25	SEAL B, EX. GUIDE .....	D12	33	4
	G9	75	9		I6	104	28	SEAL B, VALVE STEM .....	E1	38	6
ROD KIT, STEERING .....	H8	90	3	SCREW, PAN, 5X20 .....	D5	26	52	SEAL C, UNDER COVER .....	G7	73	25
ROD, LINK .....	G1	67	10		I2	100	24	SEAL D, UNDER COVER .....	H6	88	25
ROLLER, 3X13.8 .....	G13	79	28		I4	102	24	SEAL, ENGINE COVER .....	H4	86	3
	G15	81	31		I6	104	27	SEAL, EXHAUST GUIDE .....	D12	33	3
	D10	31	24		I8	106	27	SEAL, L. IDOL PORT .....	G6	72	15
ROLLER, 5X8 .....	I15	113	65	SCREW, PAN, 5X30 .....	I10	108	22	SEAL, R. IDOL PORT .....	G6	72	14
ROLLER, CLICK .....	F9	62	15		I12	110	22	SEAL, SPARK PLUG TUBE .....	D1	22	4
ROTOR ASSY. ....	F13	66	2	SCREW, PAN, 5X40 .....	I2	100	28	SEAL, UPPER MOUNT COVER .....	H8	90	19
ROTOR COMP. ....	D9	30	5		I4	102	28	SEAL, WATER .....	G2	68	39
ROTOR, OIL PUMP INNER .....	D9	30	6		I6	104	31		H14	96	48
ROTOR, OIL PUMP OUTER .....	G8	74	55	SCREW, PAN, 5X55 .....	I6	104	32	SEAL, WATER, 12X21X6 .....	G10	76	28
RUBBER C, STAND STOPPER .....	H5	87	11		I8	106	31		K5	135	5
RUBBER, DRAIN PLUG .....	H5	87	11		J11	125	3	SEAL, WATER, 22X35X7 .....	D13	34	35
RUBBER, FR. CARRIER CUSHION ..	D13	34	23	SCREW, PAN, 5X65 .....	I2	100	34	SEAL, WATER, 26X42X7 .....	G10	76	27
RUBBER, MOUNT CASE SEAL .....	D9	30	3		I4	102	34		K5	135	3
RUBBER, OIL PUMP .....	D7	28	11		I6	104	39	SEAL, WATER, 30X45X7 .....	G13	79	29
RUBBER, RING .....	H5	87	10	SCREW, PAN, 5X55 .....	I6	104	32		G15	81	32
RUBBER, STOPPER .....	H5	87	10		I8	106	32	SEAT, VALVE SPRING .....	E5	42	16
RUBBER, UPPER MOUNT STOPPER ..	H8	90	16		I14	102	34	SEAT, WATER MOUTH .....	G6	72	3
					I6	104	39	SENSOR ASSY., AIR TEMP .....	F2	55	16
[ S ]					I8	106	39	SENSOR ASSY., CRANK .....	D4	25	27
SCREEN COMP., FUEL STRAINER ..	F4	57	39	SCREW, PAN, 5X8 .....	F13	66	22	SENSOR ASSY., MAP .....	E16	53	12



# PART NAME INDEX

M 8

Part name	Address	Page	Ref.	Part name	Address	Page	Ref.	Part name	Address	Page	Ref.
SENSOR ASSY., TRIM ANGLE .....	H8	90	7	SLINGER, OIL .....	G9	75	15	STAY, PLATE .....	F4	57	36
SENSOR ASSY., WATER				SOCKET COMP. ....	J6	120	14	STAY, POWER TILT SWITCH .....	G6	72	6
TEMPERATURE	D4	25	26					STAY, VACUUM TANK .....	F4	57	44
	D7	28	15	SPACER KIT, REMOTE CONTROL BOX	I1	99	2	STAY, WATER SEPARATOR .....	F5	58	7
SENSOR COMP., KNOCK .....	D3	24	20		I3	101	2	STOPPER SET, SLEEVE .....	F13	66	8
SENSOR COMP., TDC1-TDC2 .....	E13	50	6		I5	103	2	STOPPER, LOWER MOUNT .....	G7	73	18
SENSOR, OXYGEN .....	D7	28	14		I7	105	2	STOPPER, TILT .....	H9	91	29
SEPARATOR ASSY., VAPOR .....	F4	57	33	SPACER, CABLE CLAMP .....	I1	99	17	STRAINER ASSY., FUEL .....	F5	58	11
SEPARATOR ASSY., WATER .....	F5	58	4		I3	101	17	STRAINER COMP., OIL .....	D9	30	7
SEPARATOR, EXTENSION .....	G3	69	2		I5	103	18	STRAINER, FUEL PUMP .....	F7	60	8
SHAFT ASSY., CLUTCH .....	F13	66	13		I7	105	18	SUB HARNESS ASSY., POWER			
SHAFT ASSY., GEAR .....	F13	66	15		I9	107	13	TRIM-TILT	I1	99	19
SHAFT COMP., EX. ROCKER ARM ..	E5	42	8		I11	109	13		I3	101	19
SHAFT COMP., INTAKE ROCKER ARM	E5	42	7		I14	112	33		I6	104	20
SHAFT COMP., SHIFT .....	G1	67	8	SPACER, CLICK SPRING .....	I14	112	27				21
				SPACER, INTAKE MANIFOLD .....	E14	51	16		I8	106	20
SHAFT, COVER OPEN .....	H5	87	19	SPACER, L. RELIEF VALVE .....	D12	33	18				21
SHAFT, FR. LOCK .....	H5	87	20	SPACER, NEUTRAL SWITCH .....	I14	112	30		I9	107	16
SHAFT, PROPELLER .....	G12	78	10	SPACER, REMOTE CONTROL BOX .....	I14	112	26		I11	109	16
	G14	80	10	SPACER, R. RELIEF VALVE .....	D12	33	12	SUSPENSION, COUPLER .....	H1	83	2
SHAFT, THROTTLE BUTTON .....	I9	107	9	SPACER, THERMOSTAT COVER .....	D7	28	12	SUSPENSION, STRAINER .....	F5	58	18
	I11	109	9	SPACER, THROTTLE BODY .....	F2	55	4				19
SHAFT, TILTING .....	H9	91	26	SPANNER, 10X12 .....	H16	98	9		F7	60	9
SHAFT, VERTICAL .....	G9	75	14	SPANNER, 14X17 .....	H16	98	10	SWITCH ASSY., COMBINATION .....	I14	112	38
SHIFTER, CLUTCH .....	G12	78	1	SPANNER, 8MM .....	H16	98	3		J12	126	9
	G14	80	1	SPEEDOMETER KIT .....	J6	120	2		J14	128	7
SHIM A, BEVEL .....	G12	78	18	SPRING COMP., CLICK .....	J8	122	1	SWITCH ASSY., EMERGENCY STOP ..	I14	112	41
	G14	80	18		G1	67	5		J12	126	10
				SPRING COMP., TIMING BELT	H8	90	4		J14	128	8
SHIM A, GEAR .....	G10	76	22	SPRING COMP., ADJUSTING	E11	48	9	SWITCH ASSY., MAGNET .....	F13	66	12
SHIM A, THRUST .....	G12	78	19	SPRING, ACCELERATOR WHEEL .....	I13	111	21	SWITCH ASSY., NEUTRAL .....	G1	67	18
SHIM B, BEVEL .....	G12	78	18	SPRING, AIR FLOW TUBE .....	F2	55	7	SWITCH ASSY., OIL PRESSURE .....	D4	25	24
	G14	80	18	SPRING, CHOKE RETURN .....	I14	112	25				25
	G15	81	19	SPRING, CLICK ASSIST .....	G1	67	6	SWITCH ASSY., POWER TILT .....	G6	72	5
SHIM B, GEAR .....	G10	76	22		H8	90	5	SWITCH ASSY., POWER TRIM-TILT ..	I2	100	20
SHIM B, THRUST .....	G12	78	19	SPRING, COVER LOCK HOOK .....	H5	87	17		I4	102	20
SHIM C, BEVEL .....	G12	78	18	SPRING, EX. VALVE .....	E5	42	14		I6	104	22
	G14	80	18	SPRING, FLUSH VALVE .....	D12	33	8				23
	G15	81	19	SPRING, LOCK ADJUSTER .....	H4	86	7		I8	106	22
SHIM C, GEAR .....	G10	76	22	SPRING, LOCK LEVER RETURN .....	H5	87	18		I9	107	17
SHIM C, THRUST .....	G13	79	19	SPRING, MOTOR .....	H12	94	9		I11	109	17
SHIM D, BEVEL .....	G12	78	18	SPRING, NEUTRAL LOCK ARM .....	I9	107	7		I14	112	39
	G14	80	18	SPRING, RELIEF VALVE .....	D9	30	9	SWITCH KIT, LIGHT .....	J11	125	1
	G15	81	19		D12	33	11				
SHIM D, GEAR .....	G10	76	22	SPRING, REMOTE CONTROL HANDLE ..	I13	111	7	[ T ]			
SHIM D, THRUST .....	G13	79	19	SPRING, ROCKER ARM .....	E5	42	9	TAB, TRIM .....	G3	69	8
SHIM E, THRUST .....	G13	79	19	SPRING, SET .....	F4	57	40	TANK COMP., VACUUM .....	F4	57	43
SHIM F, THRUST .....	G13	79	19	SPRING, SHIFT .....	G12	78	6	TANK, OIL .....	H13	95	29
SHIM G, THRUST .....	G13	79	19		G14	80	6	TENSIONER COMP., TIMING BELT ..	E11	48	7
SHIM H, THRUST .....	G13	79	19	SPRING, SHIFT CLICK .....	I14	112	24	TERMINAL, CABLE .....	I1	99	16
SHIM I, THRUST .....	G13	79	19	SPRING, SHIFT ROD .....	G9	75	10		I3	101	16
SHIM J, THRUST .....	G13	79	19	SPRING, VALVE .....	E5	42	13		I5	103	17
SHIM K, THRUST .....	G13	79	19	STAY, A.C. GENERATOR .....	F9	62	16		I7	105	17
SHIM L, THRUST .....	G13	79	19	STAY, FUEL PIPE A .....	F5	58	2		I9	107	12
SHIM M, THRUST .....	G13	79	19	STAY, FUEL PIPE B .....	F5	58	3		I11	109	12
SLIDER COMP., SHIFT .....	G12	78	4	STAY, FUEL STRAINER .....	F5	58	17	THERMOSTAT ASSY. ....	D7	28	10
	G14	80	4	STAY, PLATE .....	F3	56	8	THROTTLE BODY ASSY. ....	F2	55	3
SLIDER, SHIFT .....	G12	78	5								
	G14	80	5								

# PART NAME INDEX

Part name	Address	Page	Ref.	Part name	Address	Page	Ref.	Part name	Address	Page	Ref.
TIE, CABLE .....	I14	112	37	VALVE, CHECK .....	E16	53	9	WASHER, PLAIN, 5MM .....	I15	113	57
	J8	122	9		F7	60	18		J11	125	4
	K1	131	2	VALVE, EX. ....	E5	42	11		J13	127	21
	K4	134	4	VALVE, FLASH .....	D12	33	10		J14	128	18
T-JOINT .....	D1	22	10	VALVE, IN. ....	E5	42	10	WASHER, PLAIN, 6MM .....	F2	55	24
	F7	60	17	VALVE, RELIEF .....	D9	30	8		G2	68	31
TRIM-TILT ASSY., POWER .....	H12	94	13		D12	33	9				
TUBE ASSY., FUEL TANK .....	G16	82	6								
TUBE A, AIR VENT .....	F7	60	4	[ W ]							
TUBE B, AIR VENT .....	F7	60	5	WASHER .....	G2	68	32		H4	86	14
TUBE B, BREATHER .....	D2	23	27	WASHER B, THRUST, 14MM .....	G2	68	30		H11	93	61
TUBE COMP. A, BREATHER .....	D2	23	26	WASHER, 10MM .....	H11	93	62		I10	108	27
TUBE COMP. A, FUEL .....	H7	89	1	WASHER, 25MM .....	H11	93	59	WASHER, PLAIN, 8MM .....	I12	110	27
TUBE COMP. B, FUEL .....	F5	58	8	WASHER, 28MM .....	I15	113	62		I15	113	59
TUBE COMP. C, FUEL .....	D1	22	8	WASHER, 30MM .....	G7	73	43		D1	22	20
TUBE COMP. D, FUEL .....	F5	58	9	WASHER, 6MM .....	I15	113	60		D11	32	12
TUBE COMP. E, FUEL .....	F5	58	10	WASHER, 7/8INCH .....	H11	93	58		H2	84	19
TUBE COMP. G, FUEL .....	D1	22	9	WASHER, AIR CLEANER COVER					H6	88	28
TUBE COMP., AIR VENT .....	F7	60	6								35
TUBE C, BREATHER .....	D2	23	28	SETTING	G1	67	1		I15	113	61
TUBE KIT, SPEED SENSOR .....	H8	90	2	WASHER, CONICAL SPRING .....	E16	53	11	WASHER, PROPELLER .....	G12	78	17
TUBE, 5X200 .....	H11	93	74	WASHER, DRAIN PLUG, 12MM .....	D11	32	13		G14	80	17
TUBE, 5X950 .....	H11	93	75	WASHER, LOCK, 5MM .....	I2	100	30	WASHER, PROPELLER THRUST .....	G12	78	15
TUBE, CHECK VALVE .....	F7	60	3		I4	102	30		G14	80	15
TUBE, FLUSH VALVE .....	D13	34	41		I6	104	35	WASHER, SEALING .....	D3	24	8
TUBE, FUEL LONG .....	G16	82	7		I8	106	35		D6	27	3
TUBE, FUEL, 3.5X130 .....	E16	53	21		I10	108	26		D8	29	28
TUBE, FUEL, 3.5X40 .....	E16	53	20	WASHER, LOCK, 6MM .....	I12	110	26	WASHER, SEALING, 22MM .....	D3	24	7
TUBE, FUEL, 3.5X50 .....	E15	52	31		I2	100	32	WASHER, SEALING, 6MM .....	F4	57	53
TUBE, FUEL, 3.5X540 .....	F1	54	22		I4	102	32	WASHER, SPRING, 4MM .....	J7	121	23
TUBE, FUEL, 3.5X55 .....	F7	60	24		I6	104	37	WASHER, SPRING, 5MM .....	J7	121	22
TUBE, FUEL, 3.5X590 .....	F1	54	23		I8	106	37		J11	125	5
TUBE, FUEL, 3.5X600 .....	F1	54	24	WASHER, PIVOT .....	G1	67	4		J13	127	22
TUBE, FUEL, 7.3X500 .....	G16	82	10	WASHER, PLAIN .....	F3	56	24		J14	128	19
TUBE, L. WATER RETURN .....	D7	28	9					WASHER, THRUST .....	D16	37	11
TUBE, OIL .....	D1	22	5	WASHER, PLAIN, 10MM .....	D14	35	8	WASHER, THRUST BEARING .....	G12	78	16
TUBE, R. WATER RETURN .....	D7	28	6		G4	70	23		G14	80	16
TUBE, SPEED METER .....	J6	120	11		G7	73	46	WASHER, THRUST, 14MM .....	G2	68	29
TUBE, SPIRAL .....	H12	94	4		H6	88	32	WASHER, THRUST, 34MM .....	H10	92	56
TUBE, VINYL, 3.5X6.5X350 .....	F6	59	33	WASHER, PLAIN, 12MM .....	D14	35	7	WASHER, THRUST, 48X74X3 .....	G15	81	21
TUBE, VINYL, 3.5X6.5X600 .....	F8	61	25		D14	35	7	WASHER, THRUST, 85X110X2 .....	G15	81	20
TUBE, WATER .....	D7	28	8		G4	70	22	WASHER, UPPER MOUNTING STOPPER	H10	92	57
	G9	75	7		G7	73	45	WASHER, WAVE, 10MM .....	H6	88	34
TUBE, WATER CHECK .....	D13	34	40		G10	76	21	WASHER, WAVE, 12MM .....	H10	92	54
TUBE, WATER IN. ....	F7	60	15		G13	79	20	WASHER, WAVE, 26MM .....	H10	92	55
TUBE, WATER JOINT .....	G7	73	51		G15	81	22	WASHER, WAVE, 40MM .....	H10	92	53
TUBE, WATER OUTLET .....	F7	60	16		H4	86	15	WASHER, WAVE, 8MM .....	H6	88	33
TUBE, WATER RELIEF .....	D7	28	7		H11	93	63	WHEEL, ACCELERATOR .....	I13	111	20
								WHEEL, CONTROL .....	I13	111	13
[ V ]				WASHER, PLAIN, 14MM .....	G7	73	44	WIRE, LEAD .....	H8	90	9
VALVE ASSY., AIR BYPASS .....	E16	53	10	WASHER, PLAIN, 4MM .....	I15	113	56		H12	94	11
VALVE ASSY., EAC .....	F2	55	17	WASHER, PLAIN, 5MM .....	I2	100	31	WRENCH, BOX .....	H16	98	5
VALVE ASSY., SPOOL .....	D3	24	18								
VALVE COMP., IN. ....	G16	82	4		I4	102	31	WRENCH, EYE, 19MM .....	H16	98	12
VALVE COMP., MANUAL .....	H13	95	25		I6	104	36	WRENCH, HEX., 6MM .....	H16	98	7
VALVE COMP., OUTLET .....	G16	82	5					WRENCH, PLUG .....	H16	98	6
VALVE COMP., RESERVOIR .....	H13	95	26		I8	106	36				
VALVE SET, FLOAT .....	F3	56	1								

# PART NAME INDEX

**M10**

Part name	Address	Page	Ref.	Part name	Address	Page	Ref.	Part name	Address	Page	Ref.
[ Y ]											
YOKE ASSY. ....	H12	94	8								
YOKE COMP. ....	F13	66	5								



---

**1**

**FOREWORD INDEX**

---

**2**

**ENGINE GROUP**

---

**3**

**FRAME GROUP**

---

**4**

**PART NUMBER INDEX**

---

**5**

**PART NAME INDEX**

---

**HONDA**  
The Power of Dreams



# PARTS CATALOGUE NEWS

Honda Motor Co., Ltd.  
Customer Service Technology Development Division

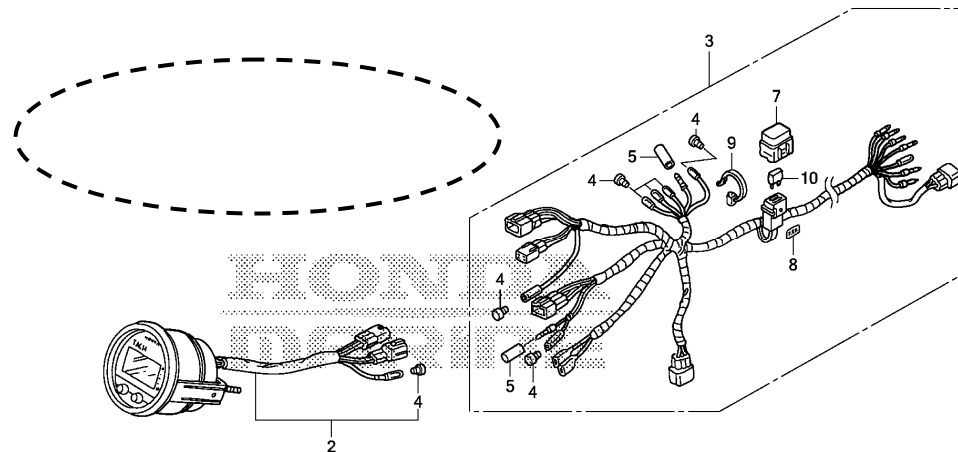
## PARTS CATALOGUE - CORRECTED

Printed in Japan

CODE NO.	13ZX2C03
PARTS CATALOGUE NEWS	BF250A
NEWS NO.	001

Block No.	Ref. No.	Note	Part No.	Description	Reqd. QTY	Serial No.	Parts catalogue code
E-20-10	4	L	34750-ZX2-003	CONTROL UNIT, ELECTRONIC. ....	1	----- 1002072	LD, LU, XCD, XCU, XD, XU, XXCD, XXCU, XXD, XXU
		D	34750-ZX2-013	.....	1	1002073 -----	LD, LU, XCD, XCU, XD, XU, XXCD, XXCU, XXD, XXU

### FOP-3-1 METER KIT (DIGITAL)



ZX23Y0301B

FOP-3-1	1	E	06373-ZY3-811	* PART NO. DELETION			
	4	K	32823-ZV5-003	PLUG, INNER CONNECTOR. ....	(7)		

NOTE A:PART NO. CHANGE D:NEWLY PROVIDED E:PART NO. DELETION K:REQUIRED NO. CORRECTION L:APPLICATION SERIAL NO. CORRECTION  
M:PART DESCRIPTION CORRECTION T:APPLICATION CORRECTION Z:REMARKS CHANGE

## PARTS CATALOGUE NEWS

BOOKNo. : 13ZX2C03

Block No.	Ref. No.	Note	Part No.	Description	Reqd. QTY BF 250 A	Serial No.	Parts catalogue code
	5	K	32824-ZV5-003	PLUG, OUTER CONNECTOR. ....	(2)		
	6	E	35701-MG9-950	* PART NO. DELETION			

NOTE A:PART NO. CHANGE D:NEWLY PROVIDED E:PART NO. DELETION K:REQUIRED NO. CORRECTION L:APPLICATION SERIAL NO. CORRECTION  
M:PART DESCRIPTION CORRECTION T:APPLICATION CORRECTION Z:REMARKS CHANGE