

# ***GENERATOR***

EU26i  
EU26iK1  
EU2600i  
EU30is  
EU30is1  
EU3000is

**PARTS CATALOGUE**

**4**



EU30is

---

FOREWORD INDEX

**1**

---

ENGINE GROUP

**2**

---

FRAME GROUP

**3**

---

PART NUMBER INDEX

**4**

---

PART NAME INDEX

**5**

---



**Instruction for use of parts catalogue**

- **This parts catalogue was prepared based on the latest information available as of August 10, 2012.**
- See the parts catalogue news for any revision that is made after August 10, 2012.
- **Always specify the part number when ordering a part.**
- Check the model, type, serial numbers, color, maker, and the size as needed before ordering a part.
- Note that the illustrations (part drawings) can differ from the actual parts in shape. They are given just to help you to refer to the parts.
- **When modifications or additions to this parts catalogue are made, a revised edition will be issued at an appropriate time, with successively progressing revision numbers on the cover. We recommend obtaining such revisions in order to keep your parts catalogue up-to-date at all times. To check whether a parts catalogue revision has been issued, please contact your Honda distributor.**

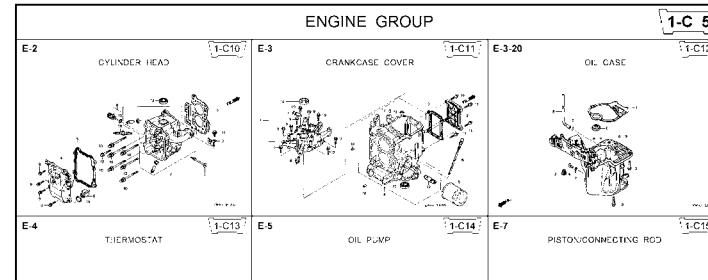
Initial version issue date **October 01, 1998**  
**Honda Motor Co., Ltd.**

**CONTENTS**

	Page	Address No.	
● Instruction for use of parts catalogue .....	1	B 1	<b>1</b>
● How to refer to the part information .....	2	B 2	
● Part catalogue structure .....	3	B 3	
● When the parts were revised.....	4	B 4	
● Abbreviations used in the parts catalogue.....	4	B 4	
● How to check the part block and serial numbers.....	5	B 5	
● Models, parts catalogue codes and applicable serial numbers .....	6	B 6	
● Features of each type.....	13	B13	
● Fuel hose, general purpose hoses and vinyl hose.....	18	C 2	
● FLAT RATE SERVICE TIME .....	19	C 3	
● Illustrated index .....	24	C 8	
● ENGINE GROUP.....	29	D 1	<b>2</b>
● FRAME GROUP.....	42	E 1	<b>3</b>
● PART NO. INDEX.....	117	J 1	<b>4</b>
● PART NAME INDEX.....	122	K 1	<b>5</b>

How to refer to the part information

A Reference with "Illustrated index"



B Reference with "Part number index"

PART NO. INDEX					
Part Number	Address	Page	Ref.	Part Number	Address Page
06000				15212-ZW9-000	1-C14 3C
06316-ZW9-000	1-69	88	1	15220-ZW9-003	1-C14 3C
11000				15332-ZW9-000	1-E8 55
11300-ZW9-405	1-C11	27	1	15332-ZW9-A30	1-E11 5E
11300-ZW9-406	1-C11	27	1	15400-PFB-004	1-C11 27
11340-ZW9-000	1-C11	27	2	15422-ZW9-000	1-C14 3C
11342-ZW9-000	1-C11	27	3	15473-881-000	1-C14 3C
11381-ZW9-003	1-C12	28	1	15474-ZW9-000	1-C14 3C
				15611-921-000	1-C10 2E
				15655-ZW9-000	1-C11 27
				16000	
12000				16010-ZV4-005	1-D4 3E
12000-ZW9-405ZA	1-C11	27	4	16011-ZV4-005	1-D4 3E
12155-ZV4-A00	1-C13	29	1	16013-ZW9-003	1-D4 3E
12166-ZW9-000	1-C10	26	1	16016-ZW9-003	1-D4 3E
12209-GB4-681	1-C16	32	1	16016-ZW9-721	1-D4 3E
12210-ZW9-405ZA	1-C10	26	2	16023-ZW9-003	1-D4 3E
12216-ZE2-300	1-E8	55	1	16024-ZV4-650	1-D4 3E
	1-E11	58	1	16028-ZV4-650	1-D4 3E

Service item	F.R.T.
O-RING, 26X2.7	0.1
PLUG, SPARK	0.2
O-RING, 9.5X1.5	0.2
SENSOR ASSY., WATER TEMPERATURE	0.3
COVER COMP., HEAD	0.3
PACKING, HEAD COVER	1.8
GASKET, CYLINDER HEAD	2.4
OIL SEAL, 20X32X6	2.4
HEAD COMP., CYLINDER	3.1

Ref. No.	Part No.	Description	Reqd. QTY						Serial No.	Parts catalogue code
			99D1	99D1	1001	1001	1001	1001		
1	12166-ZW9-000	STOPPER, ENGINE SIDE	2	2	2	2	2			
2	12210-ZW9-000ZA	HEAD COMP., CYLINDER	1	1	1	1	1			
3	12251-ZW9-003	GASKET, CYLINDER HEAD	1	1	1	1	1			
4	12310-ZW9-000	COVER COMP., HEAD	1	1	1	1	1			
5	12312-ZW9-000	PACKING, HEAD COVER	1	1	1	1	1			
6	15611-921-000	CAP, OIL (NO GAUGE)	1	1	1	1	1			
7	16617-ZW9-000	HOLDER, CABLE	1	1	1	1	1	SC,SG		
	16617-ZW9-010		1	1	1	1	1	1001801	LHC,LHD	
			1	1	1	1	1		LHC,LHD	
8	35673-ZV5-003	SENSOR ASSY., WATER TEMPERATURE	1	1	1	1	1			
9	90003-ZW9-000	BOLT, FLANGE, 6X22	4	4	4	4	4			
10	90007-ZW9-003	BOLT, FLANGE, 8X83	6	6	6	6	6			
11	90011-ZW9-000	BOLT, FLANGE, 6X14(CT200)	1	1	1	1	1			
12	90020-ZW9-000	BOLT, FLANGE, 8X40	2	2	2	2	2			
13	91202-KJ9-003	OIL SEAL, 20X32X6	1	1	1	1	1		1001800	
14	91301-805-000	O-RING, 26X2.7	1	1	1	1	1			
15	91307-PK2-005	O-RING, 9.5X1.5(HONDA KIKAKI)	1	1	1	1	1			
16	98059-55916	PLUG, SPARK (CR5EH-9)	2	2	2	2	2			
	98059-55926	PLUG, SPARK (U16FER9)	2	2	2	2	2			

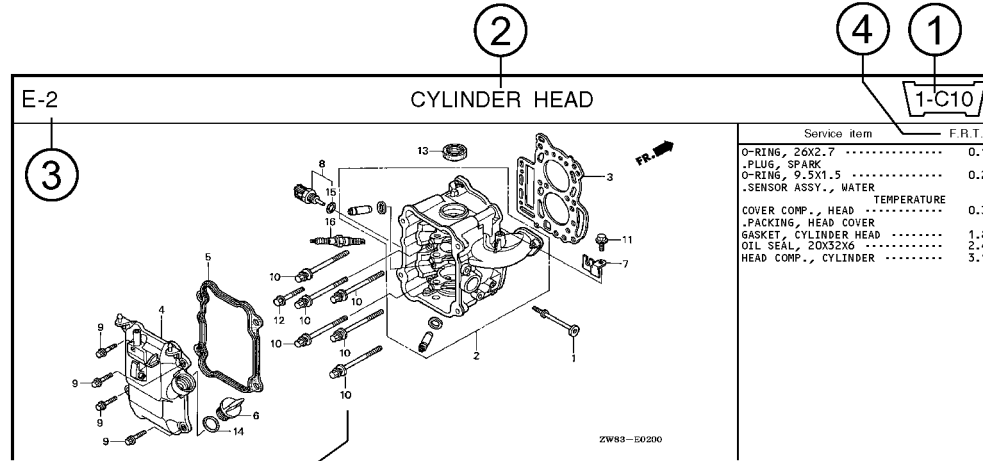
C Reference with "Part name index"

PART NAME INDEX					
Part name	Address	Page	Ref.		
[ A ]					
ABSORBER, FUEL	1-E15	62	5	BOLT,	
ARMATURE COMP.	1-D11	43	7	BOLT,	
ARM COMP., LINK JOINT	1-G6	85	18	BOLT,	
ARM COMP., SHIFT LINK	1-G6	85	14	BOLT,	
ARM COMP., TILT	1-F15	79	20		
ARM, FUEL PUMP ROCKER	1-C16	32	4		
ARM, REVERSE LOCK	1-F15	79	18		
ARM, SHIFT LINK	1-F11	74	7		
ARM, STOPPER	1-D1	33	12	BOLT,	
ARM, THROTTLE REMOTE	1-F11	74	6		
ARM, VALVE ROCKER	1-C16	32	3		
[ B ]					
BAG, TOOL, 160MM	1-G5	84	10		
BAND	1-G6	86	37		
BAND B1, WIRE	1-F6	69	1		
BAND, CORD	1-F3	67	18	BOLT,	
BAND, TUBE CLIP, 11MM	1-E15	63	20		
BAND, TUBE CLIP, 12.5MM	1-E15	63	19	BOLT,	

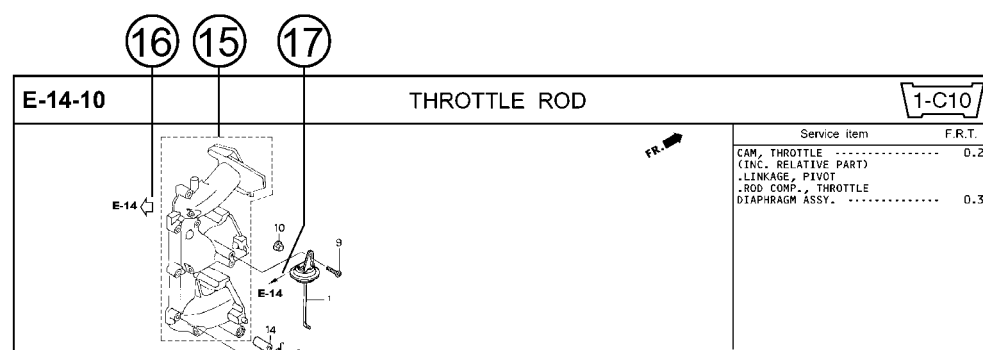
Page No.

2000.09.20 E

Part catalogue structure

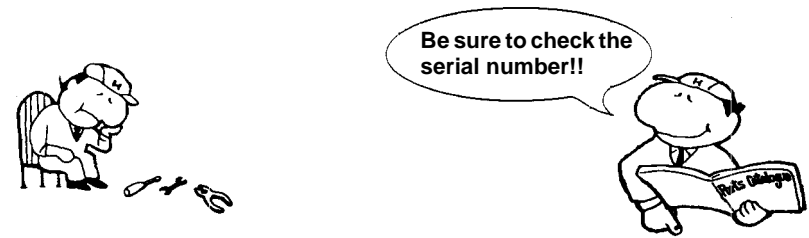


Ref. No.	Part No.	Description	Reqd. QTY						Serial No.	Parts catalogue code
			BF 9/9D1	BFP 9/9D1	BF 10D1	BFP 10D1	BF 10B1	BFP 10B1		
1	12166-ZW9-000	STOPPER, ENGINE SIDE	2	2	2	2	2	2		
2	12210-ZW9-000ZA	HEAD COMP., CYLINDER *NHS* ..... DARK GRAY	1	1	1	1	1	1		
3	12251-ZW9-003	GASKET, CYLINDER HEAD	1	1	1	1	1	1		
4	12310-ZW9-000	COVER COMP., HEAD	1	1	1	1	1	1		
5	12312-ZW9-000	PACKING, HEAD COVER	1	1	1	1	1	1		
6	15611-921-000	CAP, OIL (NO GAUGE)	1	1	1	1	1	1		
7	16617-ZW9-000	HOLDER, CABLE	1	1	1	1	1	1	SC,SG	
	16617-ZW9-010		1	1	1	1	1	1	1001800 LHC,LHD	



- ① **Address number**
  - Address No. is provided (in place of the page No.) to help you refer to the part with the part No. or part name.
- ② **Block title** ③ **Block number**
- ④ **Service item/Flat rate time**
- ⑤ **Reference number**
  - Title number marked with the parenthesis or parentheses indicates that it continues from the previous page.
- ⑥ **Part number** ⑦ **Honda color code**
- ⑧ **Description**
- ⑨ **Assemblies**
  - Sections framed with broken lines in the exploded view drawings are available as complete assemblies. (Their individual parts can also be obtained.)
- ⑩ **Color description**
- ⑪ **Note**
  - Notes are shown with the parentheses in the part name column.
- ⑫ **Required quantity**
  - Required QTY shown in the parenthesis or parentheses indicates the optional part.
  - Required QTY marked with "N" Indicates the optional part that should be selected as needed.
  - Required QTY indicates the number of the part used in the block.
- ⑬ **Serial number**
- ⑭ **Type**
  - When the type column is blank, it indicates that the part is applicable to all types.
  - As the type of the actual unit may differ from the "parts catalogue, type" please refer to "Models, types and applicable serial numbers" for confirmation.
- ⑮ **Parts enclosed within a dotted line**
  - Parts enclosed within a dotted line are covered in a different block.
- ⑯ **Hollow arrow**
  - A hollow arrow indicates the block No. for the parts enclosed within a dotted line.
- ⑰ **Solid arrow**
  - A solid arrow indicates the block No. the part in question is connected to.

**When the parts were revised**



Ref. No.	Part No.	Description	Reqd. QTY						Serial No.
			BF 9.9D1	BFP 9.9D1	BF 10D1	BFP 10D1	BF 10B1	BFP 10B1	
1	12166-ZW9-000	STOPPER, ENGINE SIDE	2	2	2	2	2	2	
2	12210-ZW9-000ZA	HEAD COMP., CYLINDER							
		*NH8*.....DARK GRAY	1	1	1	1	1	1	
3	12251-ZW9-003	GASKET, CYLINDER HEAD	1	1	1	1	1	1	
4	12310-ZW9-000	COVER COMP., HEAD	1	1	1	1	1	1	
5	12312-ZW9-000	PACKING, HEAD COVER	1	1	1	1	1	1	
6	15611-921-000	CAP, OIL (NO GAUGE)	1	1	1	1	1	1	
7	16617-ZW9-000	HOLDER, CABLE (###)	1	1	1	1	1	1	
	16617-ZW9-010		1	1	1	1	1	1	

The number has been used from the initial model without revision.

When shown at the left side, it is applicable to the models of No.1001801 and the subsequent numbers.

When shown at the right side, it is applicable to the models up to No.1001800.

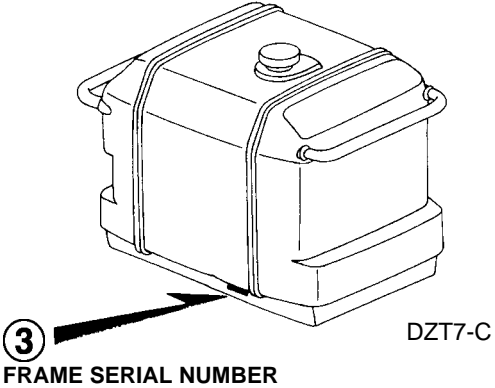
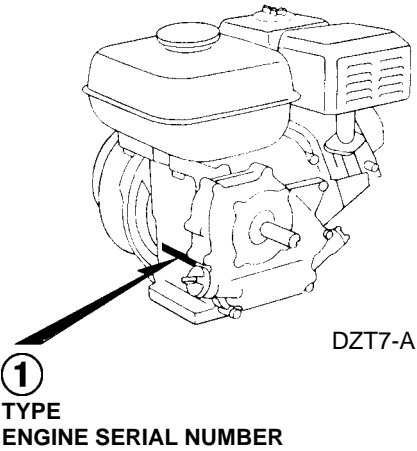
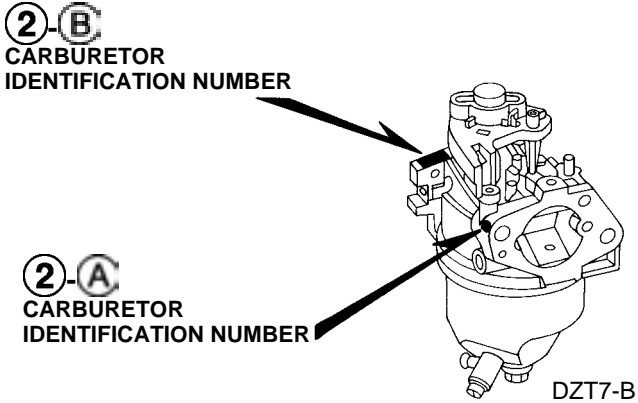
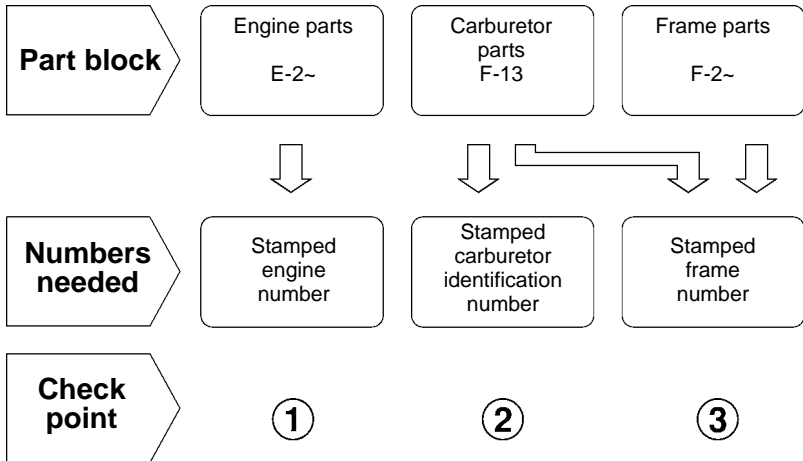
- The parts listed with "###" at the end of the parts name have limited supply period (parts not for sale).

**Abbreviations used in the parts catalogue**

• The following abbreviations are used in the parts name column.

- |  |                             |
|--|-----------------------------|
| A ..... Ampere                               | FR. ....Front               |
| A.C. .... Alternating current                | IN. ....Inlet               |
| ASSY. .... Assembly                          | L (100L) .Link (100 Links)  |
| AT. .... Automatic transmission              | L. ....Left                 |
| C.D.I. .... Capacitive discharge ignition    | MM .....Millimeter          |
| COMP. ... Complete                           | MT. ....Manual Transmission |
| D.C. .... Direct current                     | P.T.O. ....Power take off   |
| EX. .... Exhaust                             | R. ....Right                |
| G.F.C.I ... Ground fault circuit interruptor | RR. ....Rear                |
| HEX. .... Hexagonal                          | STD. ....Standard           |
| H.S.T. .... Hydrostatic transmission         | T (22T) ...Tooth (22 Teeth) |
|  | V .....Volt                 |
|  | W .....Watt                 |

How to check the part block and serial numbers



### Models, parts catalogue codes and applicable serial numbers

- Models, parts catalogue codes and applicable serial Nos. given in this parts catalogue can be identified as follows.

Model	Type	Parts catalogue type	Engine		Applicable engine serial No.	Applicable frame serial No.	Applicable carburetor identification No.
			Model	Type			
EU26i	B	B	GX160K1	EK9	GC02-2000001~8669999	EZGE-1000001~1019999	BE67D C/D BE67E A BE67E B BE67E C
		B/A			GC02-8670001~9999999		EZGE-1020001~1021330
		B/B	GX160K1J	EX1	GCAAK-1000001~	EZGE-1021331~	BE67D C/D BE67D E
	F	F	GX160K1	EK9	GC02-2000001~8669999	EZGE-1000001~1019999	BE67D C/D BE67E A BE67E B BE67E C
		F/A			GC02-8670001~9999999		EZGE-1020001~1021330
		F/B	GX160K1J	EX1	GCAAK-1000001~	EZGE-1021331~	BE67D C/D BE67D E
	G	G	GX160K1	EK9	GC02-2000001~8669999	EZGE-1000001~1019999	BE67D C/D BE67E A BE67E B BE67E C
		G/A			GC02-8670001~9999999		EZGE-1020001~1021330
		G/B	GX160K1J	EX1	GCAAK-1000001~	EZGE-1021331~	BE67D C/D BE67D E

Model	Type	Parts catalogue type	Engine		Applicable engine serial No.	Applicable frame serial No.	Applicable carburetor identification No.
			Model	Type			
EU26i	GW	GW	GX160K1J	EX1	GCAAK-1000001~	EZGE-1020001~	BE67D C/D BE67D E
	L	L	GX160K1	EK9	GC02-2000001~8669999	EZGE-1000001~1019999	BE67D C/D BE67E A BE67E B BE67E C
		L/A			GC02-8670001~9999999	EZGE-1020001~1021330	BE67D C/D
		L/B	GX160K1J		GCAAK-1000001~	EZGE-1021331~	
	R	R	GX160K1		GC02-2000001~8669999	EZGE-1000001~1019999	BE67D C/D BE67E A BE67E B BE67E C
		R/A			GC02-8670001~9999999	EZGE-1020001~1021330	BE67D C/D
		R/B	GX160K1J		GCAAK-1000001~	EZGE-1021331~	BE67D C/D BE67D E
	S	S	GX160K1		GC02-2000001~8669999	EZGE-1000001~1019999	BE67D C/D BE67E A BE67E B BE67E C
		S/A			GC02-8670001~9999999	EZGE-1020001~1021330	BE67D C/D
		S/B	GX160K1J		GCAAK-1000001~	EZGE-1021331~	
	U	U	GX160K1		GC02-2000001~8669999	EZGE-1000001~1019999	BE67D C/D BE67E A BE67E B BE67E C

Model	Type	Parts catalogue type	Engine		Applicable engine serial No.	Applicable frame serial No.	Applicable carburetor identification No.
			Model	Type			
EU26i	U	U/A	GX160K1	EK9	GC02-8670001~9999999	EZGE-1020001~1021330	BE67D C/D
		U/B	GX160K1J		GCAAK-1000001~	EZGE-1021331~	
EU26iK1	B	B	GX160T2	EX1	GCBRT-1000001~	EZGE-1100001~	BEA1C A
	F	F					
	G	G					
	GW	GW					
	R	R					
EU2600i	C	C	GX160K1	EK9	GC02-2000001~8669999	EZGE-1000001~1019999	BE67D C/D BE67E A BE67E B BE67E C
EU30is	B	B	GX200	EK1	GCAE-1000001~1899999	EZGF-1000001~1079999	BE74C B BE74C C BE74D C
		B/A			GCAE-1900001~8999999	EZGF-1080001~1109169	BE74D C
		B/B		ED1	GCAE-1900001~	EZGF-1109170~	BE74D C BE74D D/E BE74D F
	F	F		EK1	GCAE-1000001~1899999	EZGF-1000001~1079999	BE74C B BE74C C BE74D C
					F/A	GCAE-1900001~8999999	EZGF-1080001~1109169

Model	Type	Parts catalogue type	Engine		Applicable engine serial No.	Applicable frame serial No.	Applicable carburetor identification No.
			Model	Type			
EU30is	F	F/B	GX200	ED1	GCAE-1900001~	EZGF-1109170~	BE74D C BE74D D/E BE74D F
	G	G		EK1	GCAE-1000001~1899999	EZGF-1000001~1079999	BE74C B BE74C C BE74D C
		G/A			GCAE-1900001~8999999	EZGF-1080001~1109169	BE74D C
		G/B		ED1	GCAE-1900001~	EZGF-1109170~	BE74D C BE74D D/E BE74D F
	GW	GW				EZGF-1080001~	BE74D D/E BE74D F
	L	L		EK1	GCAE-1000001~1899999	EZGF-1000001~1079999	BE74C B BE74C C BE74D C
		L/A				GCAE-1900001~	EZGF-1080001~
	LT	LT					

Model	Type	Parts catalogue type	Engine		Applicable engine serial No.	Applicable frame serial No.	Applicable carburetor identification No.	
			Model	Type				
EU30is	R	R	GX200	EK1	GCAE-1000001~1899999	EZGF-1000001~1079999	BE74C B BE74C C BE74D C	
		R/A					GCAE-1900001~	EZGF-1080001~
	RH	RH					BE74D D/E BE74D F	
	S	S				GCAE-1000001~1899999	EZGF-1000001~1079999	BE74C B BE74C C BE74D C
		S/A				GCAE-1900001~	EZGF-1080001~	BE74D C BE74D D/E BE74D F
	SK	SK				GCAE-1000001~1899999	EZGF-1000001~1079999	BE74D C
		SK/A				GCAE-1900001~	EZGF-1080001~	BE74D C BE74D D/E BE74D F
	SK1	SK1						BE74D D/E BE74D F

Model	Type	Parts catalogue type	Engine		Applicable engine serial No.	Applicable frame serial No.	Applicable carburetor identification No.
			Model	Type			
EU30is	U	U	GX200	EK1	GCAE-1000001~1899999	EZGF-1000001~1079999	BE74C B BE74C C BE74D C
		U/A					GCAE-1900001~
	CL	EK1		GCAE-1900001~	EZGF-1080001~	BE74D F	
	RG					EK1	GCAE-1900001~
EU30is1	B	B	GX200T2	ED1	GCBUT-1000001~		
	CL	CL					
	F	F					
	G	G					
	GW	GW					
	L	L		EK1			
	LT	LT					
	R	R					
	RG	RG					
	RH	RH					
S	S	EK1					

Model	Type	Parts catalogue type	Engine		Applicable engine serial No.	Applicable frame serial No.	Applicable carburetor identification No.
			Model	Type			
EU30is1	SK1	SK1	GX200T2		GCBUT-1000001~	EZGF-1500001~	BEA0D A
	U	U					
EU3000is	C	C	GX200	EK1	GCAE-1000001~1899999	EZGF-1000001~1079999	BE74C B BE74C C BE74D C
		C/A				EZGF-1080001~1109169	BE74D C
		C/B		EY5	GCAE-1900001~8999999	EZGF-1080001~1184757	BE74D C BE74D D/E
		C/C		ED7	GCAE-1900001~	EZGF-1184758~	BE74D D/E BE74D F

\* Of carburetor identification numbers, only the portions underlined in the example below are used for registration.

BE 67D □ KC ナ  
 (A) (B)

Features of each type

• See the following table for the features of each type. (Items in brackets are optional)

Specifications		Model	EU26i							EU26iK1	
		Type	B	F	G	GW	L	R	S	U	B
Voltage	120 V					●					
	220 V						●	●			
	230 V	●	●	●	●						●
	240 V									●	
Frequency	50Hz	●	●	●	●		●		●	●	
	60Hz					●		●			
Starter motor											
Battery											
Stand		(●)	(●)	(●)	(●)	(●)	(●)	(●)	(●)	(●)	
4-Wheels		(●)	(●)	(●)	(●)	(●)	(●)	(●)	(●)	(●)	

Specifications		Model	EU26iK1				EU2600i	EU30is			
		Type	F	G	GW	R	C	B	F	G	GW
Voltage	120 V						●				
	220 V					●					
	230 V	●	●	●				●	●	●	●
	240 V										
Frequency	50Hz	●	●	●	●			●	●	●	●
	60Hz						●				
Starter motor								●	●	●	●
Battery								●	●	●	●
Stand			(●)				(●)	(●)	(●)	(●)	(●)
4-Wheels			(●)				(●)	(●)	(●)	(●)	(●)

Specifications		Model	EU30is								
		Type	L	LT	R	RH	S	SK	SK1	U	CL
Voltage	120 V	●	●								
	220 V			●		●	●	●			
	230 V				●						●
	240 V									●	
Frequency	50Hz			●	●					●	●
	60Hz	●	●			●	●	●			
Starter motor		●	●	●	●	●	●	●	●	●	●
Battery		●	●	●	●	●	●	●	●	●	●
Stand		(●)	(●)	(●)	(●)	(●)	(●)	●	(●)	(●)	(●)
4-Wheels		(●)	(●)	(●)	(●)	(●)	(●)		(●)	(●)	(●)

**1**

Specifications		Model	EU30is1								
		EU30is	RG	B	CL	F	G	GW	L	LT	R
		Type									
Voltage	120 V										
	220 V										
	230 V	●	●		●	●	●				
	240 V										
Frequency	50Hz	●	●		●	●	●				
	60Hz										
Starter motor		●									
Battery		●	●	●	●	●	●	●	●	●	●
Stand		(●)	(●)	●		(●)		(●)		(●)	
4-Wheels		(●)	(●)	●		(●)		(●)		(●)	

Specifications		Model	EU30is1					EU3000is
		Type	RG	RH	S	SK1	U	C
Voltage	120 V							●
	220 V							
	230 V		●					
	240 V							
Frequency	50Hz		●					
	60Hz							●
Starter motor			●	●	●	●	●	●
Battery			●	●	●	●	●	●
Stand			(●)		(●)			(●)
4-Wheels			(●)		(●)			(●)

## Fuel hose, general purpose hoses and vinyl hose

- The standard part fuel hose, general purpose hose and vinyl hose may be substituted by the coiled bulk part.
- When ordering the standard part fuel hose, general purpose hose and vinyl hose use the bulk part number written in the parts catalog in brackets ( ) underneath the part name.
- When exchanging the hose, cut and use at the specified length as mentioned in the part name.  
(For the method of cutting the bulk part, and method of filling out orders etc., please refer to the instructions issued with the bulk part.)

### Bulk part number of fuel hose, general purpose hose and vinyl hose.

Example: 9 5 0 0 1 - 7 5 0 0 1 - 5 0 M

**Bulk part number:**  
Refers to the bulk part.

**Marking code (fuel hose and general purpose hose)**

**Change code (Vinyl hose)**

Indicates number mark or change sequence, however, the code for the bulk part must be strictly 0 (zero).

**Types of code:**

- |             |  |                |  |              |   |
|-------------|--|----------------|--|--------------|---|
| • Fuel hose | 2: Red outside braid<br>(3 mm inside dia. only)        | • General hose | 1: Ash gray<br>2: Ash gray<br>3: Black<br>5: Black | • Vinyl hose | 1: Clear<br>2: Black<br>3: Light red<br>6: Light red<br>7: Pale black |
|             | 5: Black inside braid                                  |                |  |              |   |
|             | 3: Red (3 mm inside dia. only)                         |                |  |              |   |
|             | 4: Ash gray with red stripe<br>(3 mm inside dia. only) |                |  |              |   |
|             | 6: Black   |                |  |              |   |

**Lengths:**

- 001: 1 m (standard)  
003: 3 m  
008: 8 m } Application or specification of some parts is not settled.

**I.D code: (fuel hose and general purpose hose)**

- |            |                    |                    |                             |                             |
|------------|--------------------|--------------------|-----------------------------|-----------------------------|
| 30: 3.0 mm | 50: 5.0 mm         | 70: 7.0 mm         | 11: 11 mm                   | 12: 12 (outside dia. 17) mm |
| 35: 3.5 mm | 55: 5.3 mm, 5.5 mm | 75: 7.3 mm, 7.5 mm | 91: 12 (outside dia. 15) mm | 14: 14 mm                   |
| 45: 4.5 mm | 65: 6.5 mm         | 80: 8.0 mm         | 92: 12 (outside dia. 16) mm | 17: 17 mm                   |

**ID./OD. code: (vinyl hose)**

- |                         |                          |                           |                           |                           |
|-------------------------|--------------------------|---------------------------|---------------------------|---------------------------|
| 01: ID. 2.9, OD. 6.8 mm | 12: ID. 5.0, OD. 7.0 mm  | 21: ID. 8.0, OD. 9.0 mm   | 37: ID. 11.0, OD. 15.0 mm | 50: ID. 16.0, OD. 19.0 mm |
| 03: ID. 3.0, OD. 6.0 mm | 10: ID. 5.0, OD. 8.0 mm  | 23: ID. 8.0, OD. 12.0 mm  | 38: ID. 12.0, OD. 13.0 mm | 55: ID. 17.5, OD. 20.5 mm |
| 05: ID. 3.5, OD. 6.5 mm | 11: ID. 5.0, OD. 9.0 mm  | 25: ID. 9.0, OD. 11.0 mm  | 39: ID. 12.0, OD. 14.0 mm | 60: ID. 22.0, OD. 27.0 mm |
| 07: ID. 4.0, OD. 7.0 mm | 14: ID. 6.0, OD. 9.0 mm  | 27: ID. 9.0, OD. 13.0 mm  | 40: ID. 12.0, OD. 16.0 mm |                           |
| 08: ID. 4.5, OD. 6.5 mm | 17: ID. 7.0, OD. 9.0 mm  | 33: ID. 10.0, OD. 14.0 mm | 43: ID. 13.0, OD. 15.0 mm |                           |
| 09: ID. 4.5, OD. 8.0 mm | 19: ID. 7.0, OD. 11.0 mm | 36: ID. 11.0, OD. 13.0 mm | 45: ID. 14.0, OD. 18.0 mm |                           |

**Hose type:**

- 1: Fuel hose  
3: Vinyl hose  
5: General hose

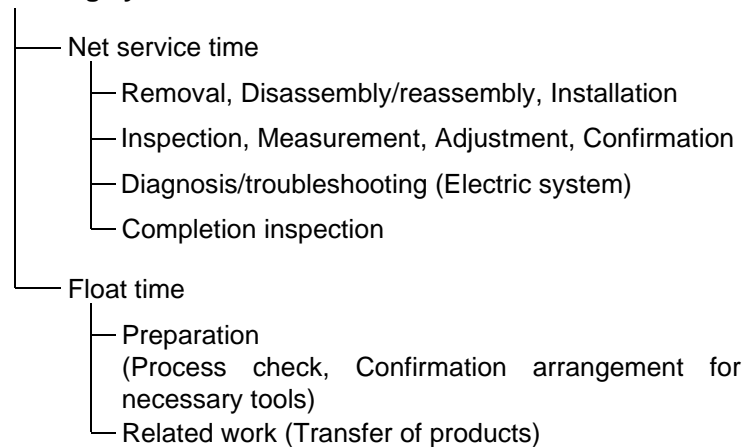
⊙ **CAUTION: It is DANGEROUS to confuse the fuel hose with the general purpose hose or vinyl hose.**

Never use a general purpose hose or vinyl hose in place of a fuel hose or vice versa. Always use the correct bulk part in the parts catalogue, according to the service manual or the instructions issued with the bulk part.

## FLAT RATE SERVICE TIME

Flat rate service time (FRT) means the standard time required to service a product, which is listed in this manual to help the dealers control the actual working process and calculate the service charge by using it as a guide.

### FRT setting system



\* Float time is set by multiplying the net service time by a given coefficient.

### Editorial style

The service items shown in the text are listed with the exchange work time for the repair sales parts as the subject. Other representative service items not using repair parts (removal/installation, adjustment, inspection/measuring, and other work) are listed collectively in the list in the preface, classified according to the work.

### FRT setting standard

- Decimal system (in unit of 0.1) is adopted to set FRT as it is convenient to calculate the wage.  
Example: (0.1) → 6 minutes, (0.2) → 12 minutes  
[Labor cost per hour] x [FRT] = [Wage]
- FRT is set with a hand tool.
- Service items and FRT can be subject to change depending on development of tools and service equipment and improvement in service procedure.

**Work procedure**

- As the work procedure is set with the work time according to the method in the separate Service Manual, refer to this Manual as required.
- Work methods permitting servicing in the shortest time still permitting assurance of safe work and product warranty are used for the setting of service items not listed in the Service Manual.
- Work basically is to be performed by one person, and when two or more people are required, setting is done as the total time for the number of people.
- The set value for the technological level of the workers uses a person with three years of experience in the repair of Honda products as the standard.
- Special tools and service equipment used to set FRT are those specified or recommended in Service Manual.

**Service item whose FRT is not presented**

- Accessories and service parts that are not listed to use in this manual.
  - Locations with little aging deterioration or breakage during normal use.
  - Service work that can be finished by one touch.
  - Service work that is seldom done (i.e. extremely small causes of trouble and service frequency).
  - Products and parts whose location for installation differs according to its status of use and application.
- \* When FRT is not presented, please calculate wages based on appropriate actual work time.

**Operation not included of FRT**

- Oil and coolant water draining, Waiting time for warming up operation and etc..
- Additional operation that involves removal/installation of standard exterior equipment.
- Indirect time spent for service by visiting the customer, trade-in, and delivery.
- Indirect time required for ordering and delivery of parts.
- Cost for grease, adhesive agent, etc. used for service work.

**Explanation of FRT by using an example  
(The example may differ from the actual presented items)**

Ref. No.	L.O.N.	(Relative ref. Number) Description	F.R.T.
①	1111L1	④ (1, 3, 4, 7) VALVE, INTAKE .....4.1	②
②		• NOTE: OHV type ⑥	⑦
③	1111L1A	• Includes: Engine removal and installation ⑤ One head (intake all) add .....1.4	

- ① Reference No. of the illustration of part that shows location of the replacement work.
- ② FRT is an abbreviation of Flat Rate Time indicating the standard service time required for the replacement.
- ③ LON is an abbreviation of Labor Operation Number, and it is a classification of the service items by the work unit code.

The same operation code is used regardless of the models.

Standard operation is indicated with 6 digits code, and additional operation is indicated with 7 digits code.

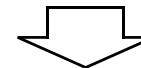
- ④ Indicating the intake valve replacement and FRT4.1.
- ⑤ Indicating FRT1.4 that will be added when additional operation (whole intake side of one cylinder head) is done in association with intake valve replacement.

- ⑥ Indicating work condition or application condition of the service item.
- ⑦ Indicating work contents that are included in the service item.
- ⑧ Indicating a reference No. whose operation and time are the same as FRT4.1 for the intake valve.

(The application range is limited to the service items without an LON setting within a same block.)

**How to refer to the service item by using the sample  
(intake valve replacement)**

Open to the page of the block where the intake valve's spare part illustration is shown.



Look for the intake valve illustration, and refer to the service item and FRT that agree with the reference No.

Indication mark for the listing of service items that continues to the following page

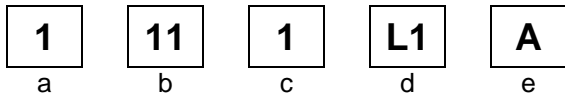
Ref. No.	L.O.N.	(Relative ref. Number) Description	F.R.T.
2	1111L1	VALVE, INTAKE .....	4.1
	.	.	.
	.	.	.

+  
Mark indicated at the last line.

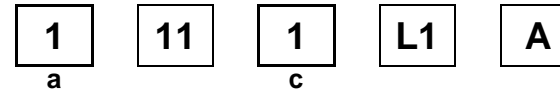
Indication of the block with no setting of FRT

Ref. No.	L.O.N.	(Relative ref. Number) Description	F.R.T.
NO INFORMATION .....			

• LON code system



- a) Category code..... Engine
- b) Location/function code..... Engine upper
- c) Operation code..... Replace
- d) Operation sequence number (Unit code can be shown with alphabet)  
..... Intake valve  
(No regular rule of code)
- e) Additional code ..... One head (intake all)  
(No regular rule of code)



a) Category codes and classification

Code	Category
1	Engine
2	Power drive
3	Fuel & Exhaust
4	Frame & Body
5	Steering
6	Electrical
7	Axle & Brake
8	Control system
9	-
0	Attachments

c) Operation codes and classification

Code	Operation category
1	Replace, Removal/Installation, Change
2	Overhaul
3	Adjust, Rotation
4	(Paint-related work: Top-coat)
5	Test, Inspect/diagnose, Measurement
6	(Overhaul-related work: Rebore)
7	(Overhaul-related work: Reseal)
8	(Resurface)
9	(Paint-related work: Refinish)
0	Repair, Cleaning, Air bleeding

Major service items without using spare parts

- (1) Removal/Installation, (2) Adjustment,  
(3) Inspection/Masurement, (4) Overhaul, (5) Other work

E: Engine, T: Transmission, D: Drive system,  
B: Body and related parts

### (1) Removal/Installation

Set with the parts configuration in the status of being removed from the product.

	LON	DESCRIPTION	FRT
E	1001A0	<b>ENGINE AND GENERATOR-REMOVAL/INSTALLATION</b>	2.4
	1111L3	<b>CYLINDER HEAD ASSEMBLY-REMOVAL/INSTALLATION</b> INCLUDES: Engine-removal/installation	2.9
B	3101H1	<b>FUEL TANK-REMOVAL/INSTALLATION</b>	2.0
	6221E2	<b>INVERTER UNIT-REMOVAL/INSTALLATION</b>	0.8
	6221B3	<b>CONTROL PANEL ASSEMBLY-REMOVAL/INSTALLATION</b>	1.2

### (2) Adjustment

	LON	DESCRIPTION	FRT
E	1113A1	<b>VALVE CLEARANCE-ADJUSTMENT</b> NOTE: For 1 product	0.6

### (3) Inspection, Measurement, Cleaning

	LON	DESCRIPTION	FRT
E	1105A0	<b>ENGINE OIL-INSPECTION</b>	0.1
	3100A3	<b>FILTER CUP-CLEANING</b>	0.4
	3120A0	<b>AIR CLEANER-CLEANING</b> INCLUDES: Air cleaner-inspection	0.2
	3130A0	<b>SPARK ARRESTER-CLEANING</b> INCLUDES: Spark arrester-inspection	0.7

E	6140A0	<b>SPARK PLUG-ADJUSTMENT/CLEANING</b> INCLUDES: Spark plug check NOTE: For 1 product	0.1
---	--------	--	-----

### (4) Overhaul

Work condition: The required Measurements, inspections, adjustments, and cleaning/washing of each part are performed, including the main body removal/installation work and the replacement of defective parts.

	LON	DESCRIPTION	FRT
E	3112A0	<b>CARBURETOR-OVERHAUL</b> INCLUDES: All necessary adjustment	0.6

### (5) Other work

	LON	DESCRIPTION	FRT
E	1101E1	<b>ENGINE OIL-CHANGE</b> INCLUDES: Engine oil-inspection	0.1

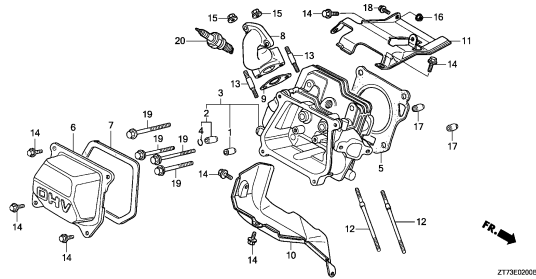
# ENGINE GROUP

**C 8**

**E-2**

**CYLINDER HEAD**

**D 1**

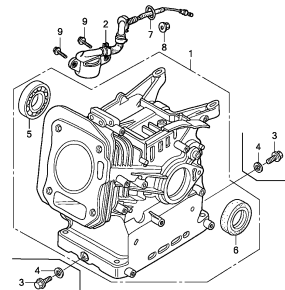


Z173E0200

**E-3**

**CYLINDER BARREL**

**D 3**

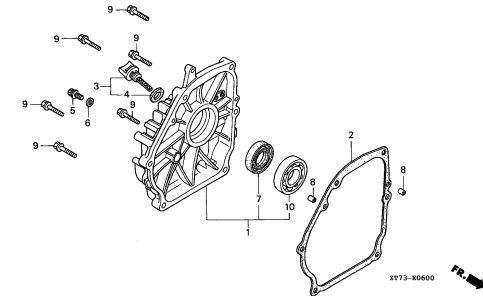


Z173E0300

**E-6**

**CRANKCASE COVER**

**D 5**

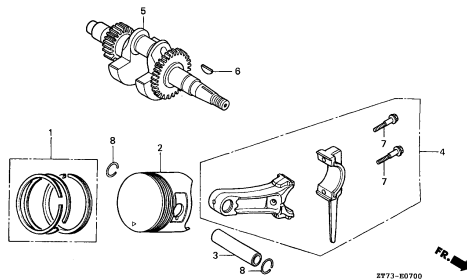


Z173-80600

**E-7**

**PISTON/CRANKSHAFT**

**D 6**

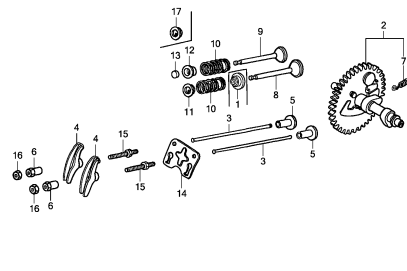


Z173-80700

**E-9**

**CAMSHAFT**

**D10**

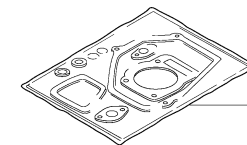


Z173E090A

**EOP-1**

**GASKET KIT**

**D13**



111111-111111

**2**

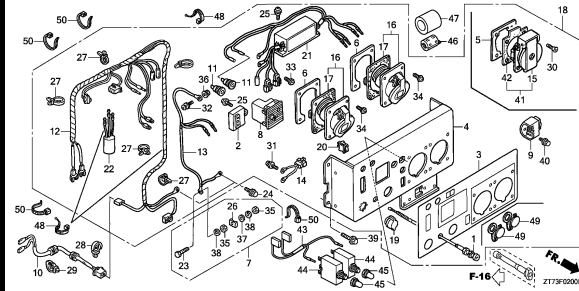
# FRAME GROUP

C 9

F-2

CONTROL PANEL  
(EU26I-B,F,G/EU26IK1-B,F,G,GW)

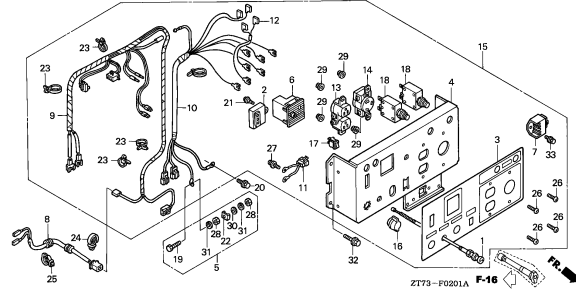
E 1



F-2-1

CONTROL PANEL(EU2600I)

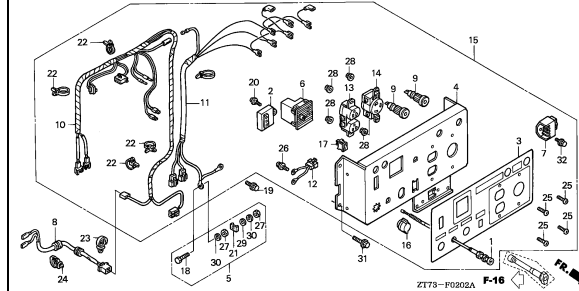
E 5



F-2-2

CONTROL PANEL(EU26I-L)

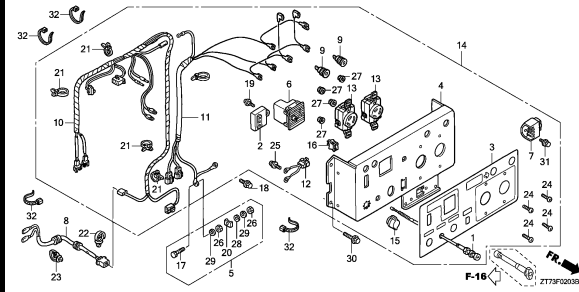
E 7



F-2-3

CONTROL PANEL(EU26I-R,S/EU26IK1-R)

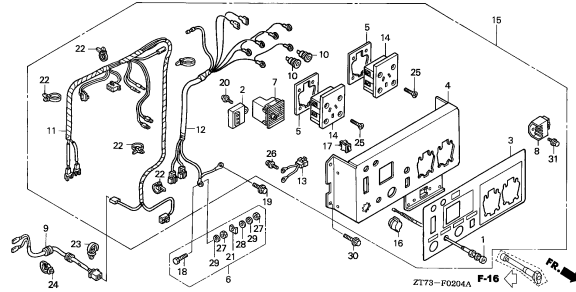
E 9



F-2-4

CONTROL PANEL(EU26I-U)

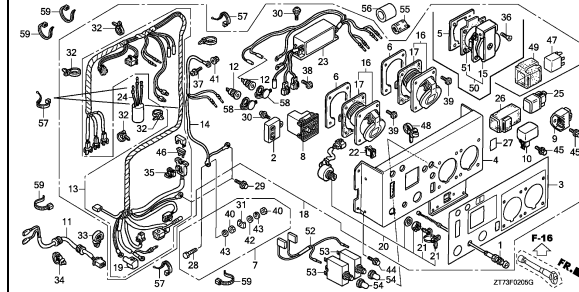
E11



F-2-5

CONTROL PANEL  
(EU30IS-B,F,G/EU30IS1-B,CL,F,G,GW-  
RG)

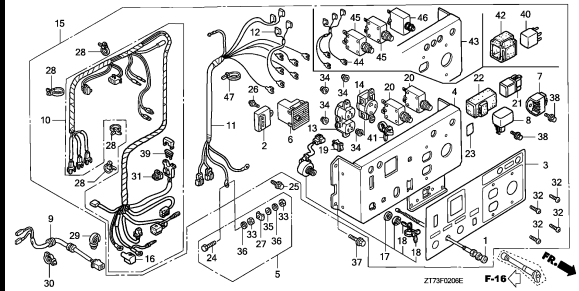
E13



F-2-6

CONTROL PANEL(EU3000IS)

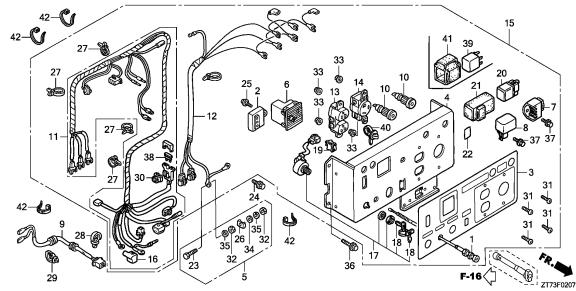
F 3



F-2-7

CONTROL PANEL  
(EU30IS-L/EU30IS1-L,LT)

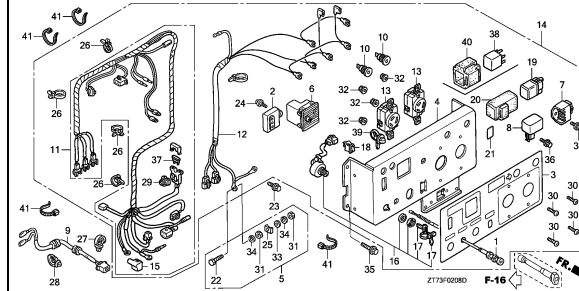
F 7



F-2-8

CONTROL PANEL  
(EU30IS-R,S/EU30IS1-R,RH,S)

F10



3

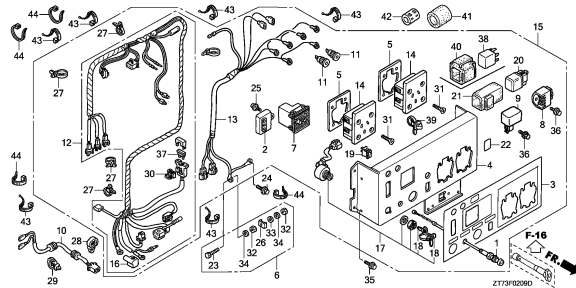
# FRAME GROUP

**C10**

**F-2-9**

**F13**

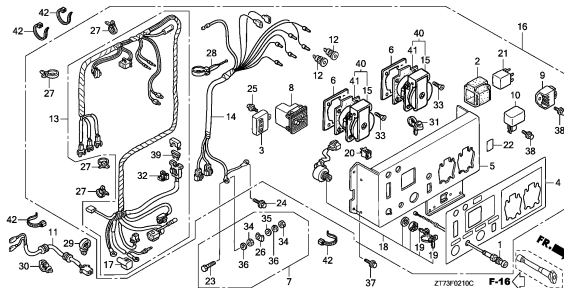
CONTROL PANEL(EU30IS-U/EU30IS1-U)



**F-2-10**

**F16**

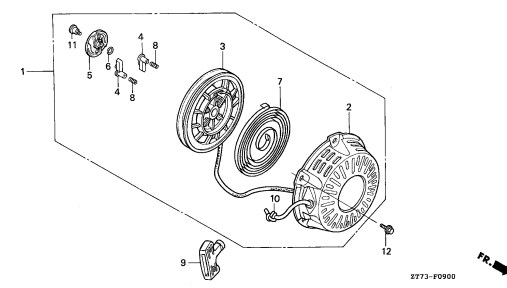
CONTROL PANEL  
(EU30IS-SK/EU30IS1-SK1)



**F-9**

**G 3**

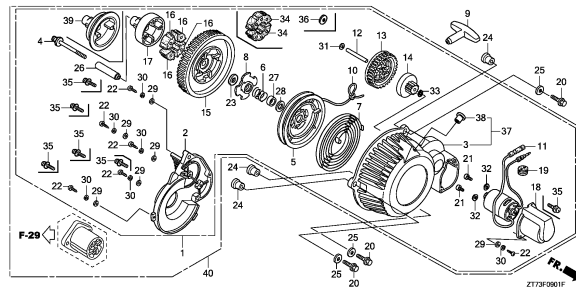
RECOIL STARTER



**F-9-1**

**G 4**

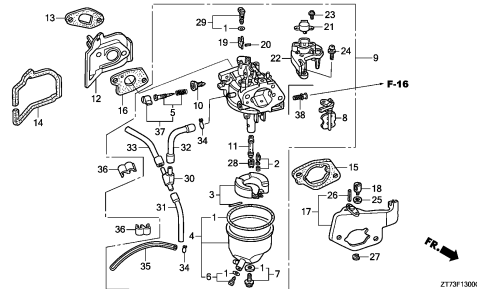
RECOIL STARTER/STARTER MOTOR



**F-13**

**G 7**

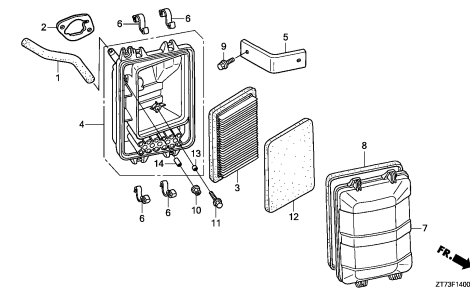
CARBURETOR



**F-14**

**G11**

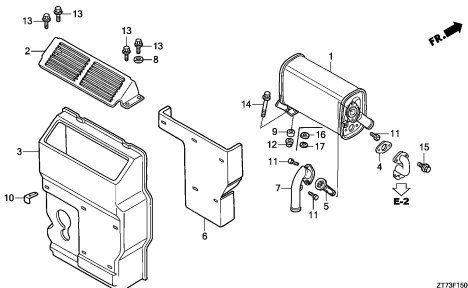
AIR CLEANER



**F-15**

**G13**

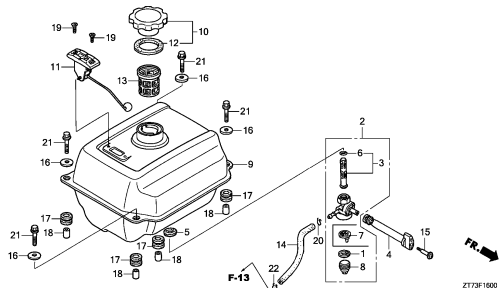
MUFFLER



**F-16**

**G15**

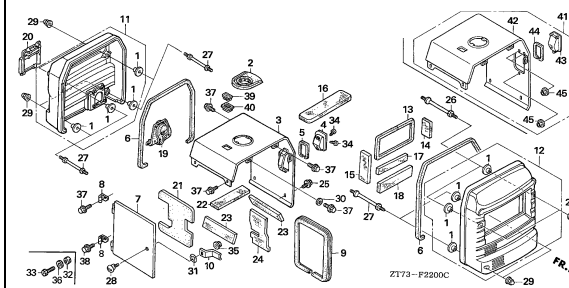
FUEL TANK



**F-22**

**H 1**

MAIN COVER



**3**

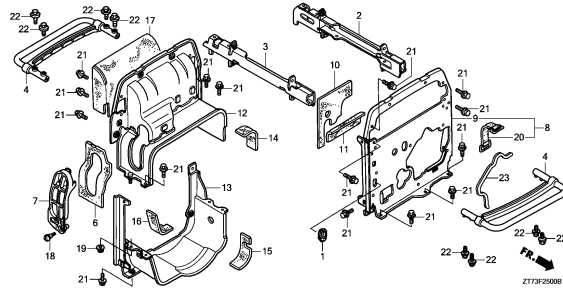
# FRAME GROUP

C11

F-25

FRAME BODY

H 5

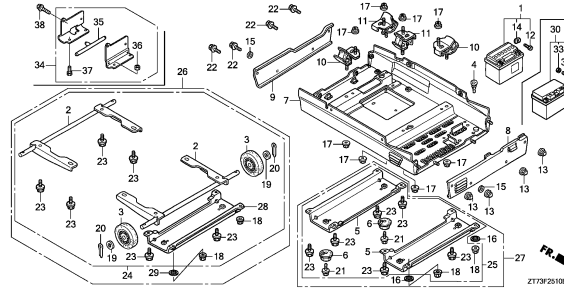


Z173F25000

F-25-10

UNDER COVER

H 7

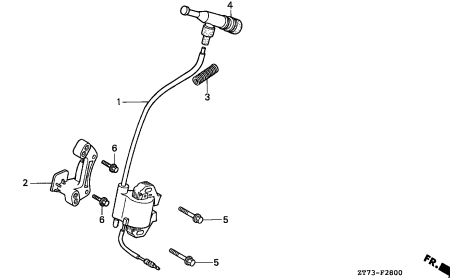


Z173F2510C

F-28

IGNITION COIL

H11

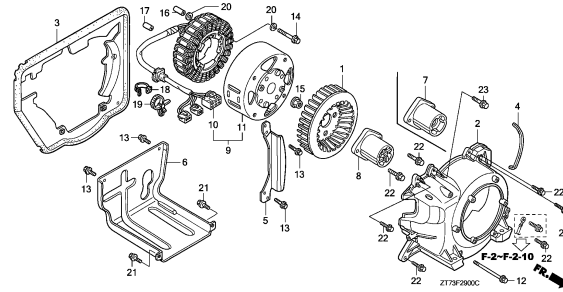


Z073-F2800

F-29

REAR HOUSING

H12

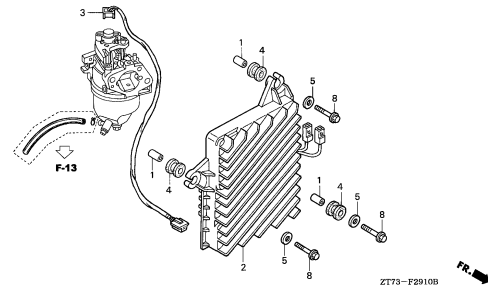


Z173F2900C

F-29-10

INVERTER

H15

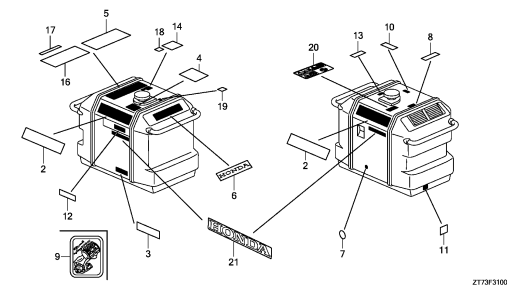


Z173-F2910B

F-31

LABEL

I 1

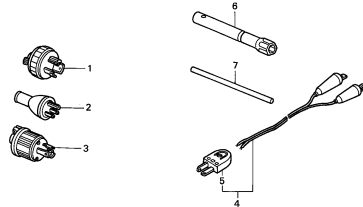


Z173F3100K

F-32

CONSENT PLUG

I 5

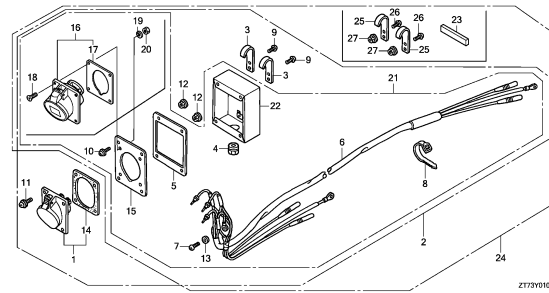


Z073-F3200

FOP-1

CONSENT BOX(1)

I 6

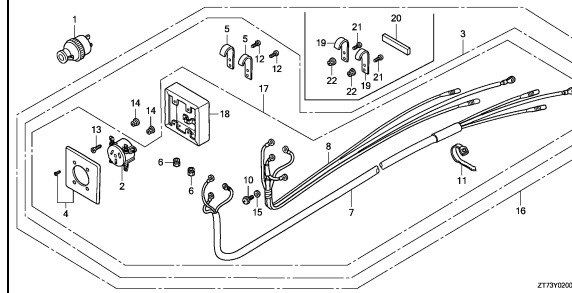


Z173Y0100C

FOP-2

CONSENT BOX(2)

I 9



Z173Y0200C

3

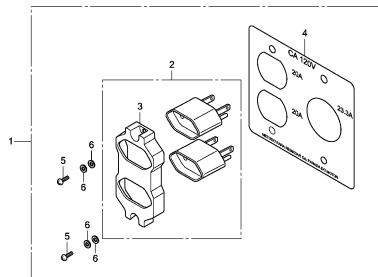
# FRAME GROUP

C12

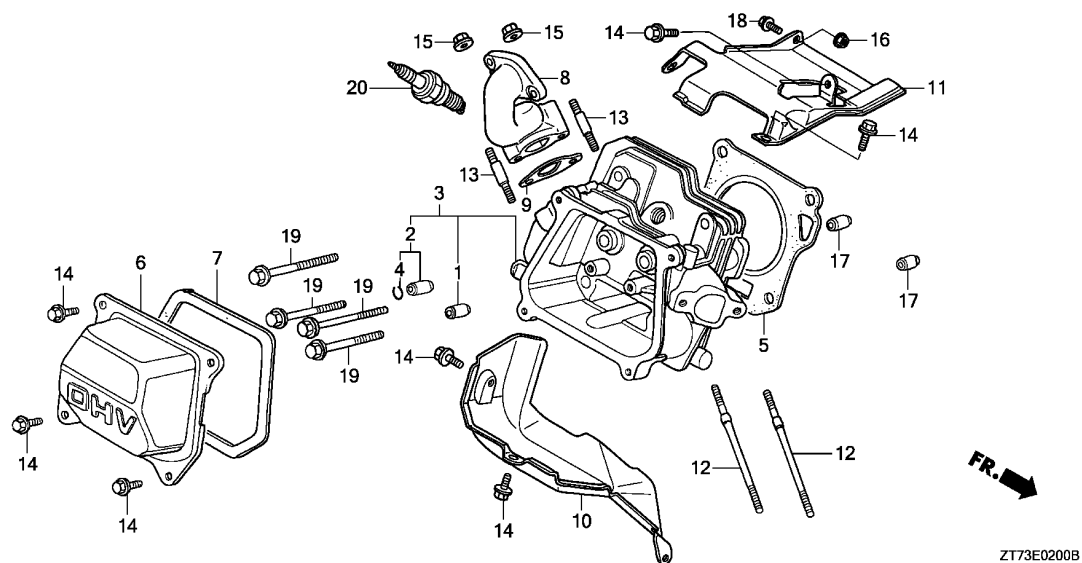
FOP-3

I11

CONSENT KIT



3



Z173E0200B

Ref. No.	L.O.N.	(Relative ref. Number) Description	F.R.T.
1	1111E9	GUIDE, INTAKE VALVE ..... .INCLUDES: Engine removal and installation .INCLUDES: Valve clearance adjustment	3.2
	1111E9E	.Replace intake and exhaust all add .....	0.3
2	1111E8	GUIDE, EXHAUST VALVE ..... .INCLUDES: Engine removal and installation .INCLUDES: Valve clearance adjustment	3.2
	1111E8E	.Replace intake and exhaust all add .....	0.3
3	1111N3	HEAD, CYLINDER ..... .INCLUDES: Engine removal and installation .INCLUDES: Valve clearance adjustment and reface	3.3
5	1111N4	GASKET, CYLINDER HEAD ..... .INCLUDES: Engine removal and installation	2.9
6	1111D5	(7) CYLINDER HEAD COVER AND/OR PACKING .....	0.5

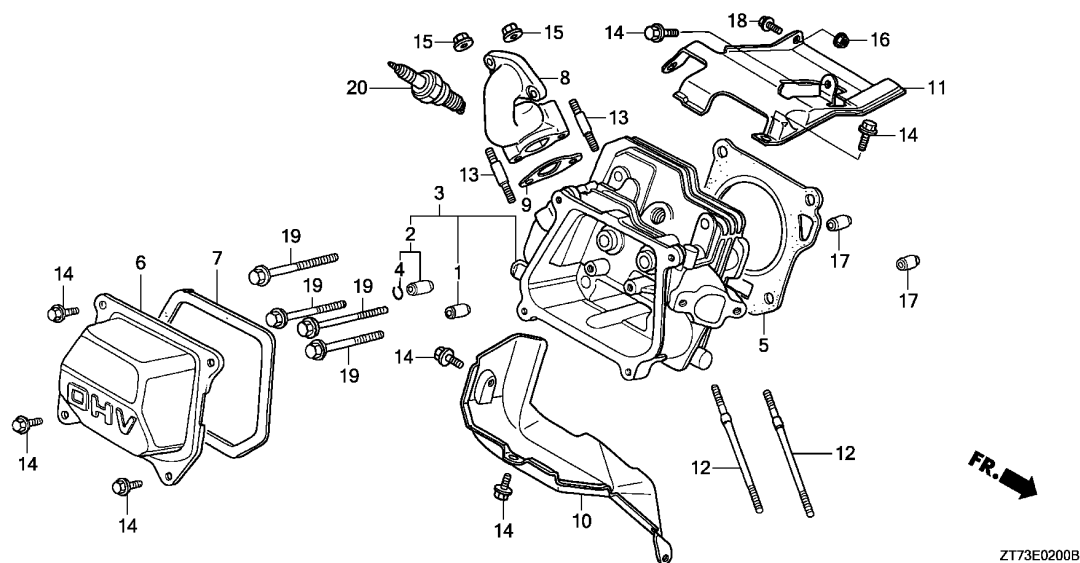
Ref. No.	Part No.	Description	Reqd. QTY						Serial No.	Parts catalogue code
			EU 26	EU 26 iK1	EU 2600	EU 30	EU 30 is1	EU 3000		
1	12204-ZE1-306	GUIDE, IN. VALVE(O.S.) .....	1	1	1	1	1	1		
2	12205-ZE1-315	GUIDE, EX. VALVE(O.S.) .....	1	1	1	1	1	1		
3	12210-ZH8-405	HEAD COMP., CYLINDER .....	1	-	1	-	-	-	-----	B,B/A,C,F,F/A,G,G/A,L,L/A,R,R/A,S,S/A,U,U/A
	12210-ZH8-415	.....	1	-	-	-	-	-	-----	GW
	12210-ZH8-405	.....	1	-	-	-	-	-	1237986	B/B,F/B,G/B,L/B,R/B,S/B,U/B
	12210-ZH8-415	.....	1	-	-	-	-	-	1237987	B/B,F/B,G/B,L/B,R/B,S/B,U/B
	12210-Z4M-405	.....	-	1	-	-	-	-		
	12210-ZL0-405	.....	-	-	-	1	-	1	-----	B/A,C/A,C/B,F/A,G/A
	12210-ZL0-415	.....	-	-	-	1	-	1	-----	C/B,C/C,CL,GW,LT,RG,RH
	12210-ZL0-405	.....	-	-	-	1	-	-	2060339	B/B,F/B,G/B
	12210-ZL0-415	.....	-	-	-	1	-	-	2060340	B/B,F/B,G/B
4	12216-ZE5-300	CLIP, VALVE GUIDE .....	1	1	1	1	1	1		
5	12251-ZF1-800	GASKET, CYLINDER HEAD .....	1	-	1	-	-	-		
	12251-ZL0-003	.....	-	1	-	1	1	1		
6	12310-ZE1-010	COVER COMP., HEAD .....	1	-	1	-	-	-	7638542	B,C,F,G,L,R,S,U
	12310-ZE1-020	.....	1	-	1	-	-	-	7638543	B,C,F,G,L,R,S,U
			1	-	-	1	-	1	-----	B/A,B/B,C/A,C/B,C/C,CL,F/A,F/B,G/A,G/B,GW,L/A,L/B,LT R/A,R/B,RG,RH,S/A,S/B,SK/A,SK1,U/A,U/B
	12310-Z4M-000	.....	-	1	-	-	1	-		
	12310-ZE1-010	.....	-	-	-	1	-	1	1627995	B,C,F,G,L,R,S,SK,U
	12310-ZE1-020	.....	-	-	-	1	-	1	1627996	B,C,F,G,L,R,S,SK,U
7	12391-ZE1-000	PACKING, HEAD COVER .....	1	1	1	1	1	1		
8	18331-ZL0-D30	PIPE, EX. ....	1	1	1	1	1	1		
9	18381-ZH8-800	GASKET, MUFFLER .....	1	-	1	1	-	1		
	18381-ZH8-801	.....	-	1	-	-	-	1		
10	19630-ZH8-000	SHROUD COMP. ....	1	-	1	1	1	1		
	19630-Z4M-000	.....	-	1	-	-	-	-		



E-2

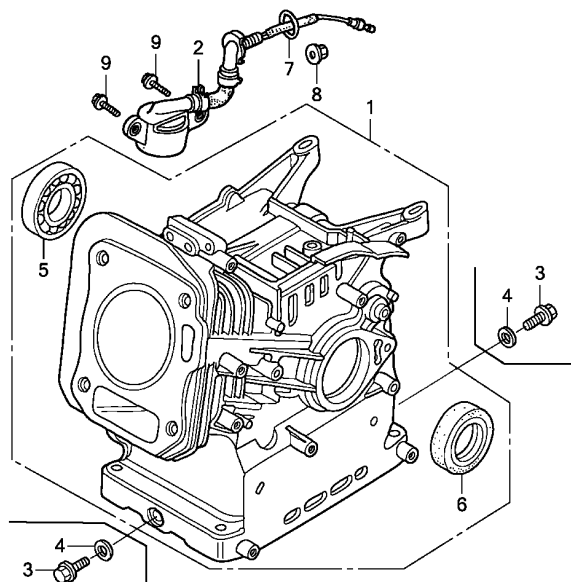
CYLINDER HEAD

D 2



Ref. No.	L.O.N.	(Relative ref. Number) Description	F.R.T.
8	3131C9	PIPE, EXHAUST .....	0.8
9	3131B4	GASKET, EXHAUST MUFFLER .....	0.8
10	4141E6	SHROUD, CYLINDER HEAD .....	2.4
.INCLUDES: Engine removal and installation			
11	4141E2	SHROUD, ENGINE :UPPER .....	2.4
.INCLUDES: Engine removal and installation			
20	6141C1	PLUG, SPARK .....	0.1
.INCLUDES: Spark plug check			

Ref. No.	Part No.	Description	Reqd. QTY						Serial No.	Parts catalogue code
			EU 26 i	EU 26 iK1	EU 2600 i	EU 30 is	EU 30 is1	EU 3000 is		
11	19631-ZL0-D30	SHROUD, UPPER .....	1	1	1	1	1	1		
12	90001-ZL0-D30	BOLT, STUD, 6X115(CT200) ....	2	-	2	2	-	2		
	90043-ZE1-020	BOLT, STUD, 6X112 .....	-	2	-	-	-	2		
13	90002-ZL0-D30	BOLT, STUD, 8X65(CT200) ....	2	2	2	2	2	2		
14	90013-883-000	BOLT, FLANGE, 6X12(CT200) ...	8	8	8	8	8	8		
15	94050-08000	NUT, FLANGE, 8MM .....	2	2	2	2	2	2		
16	94050-06000	NUT, FLANGE, 6MM .....	1	1	1	1	1	1		
17	94301-10160	DOWEL PIN, 10X16 .....	2	2	2	2	2	2		
18	95701-06018-00	BOLT, FLANGE, 6X18 .....	1	1	1	1	1	1		
19	95723-08060-00	BOLT, FLANGE, 8X60 .....	4	-	4	4	-	4	-----	B, B/A, C, C/A, C/B, F, F/A, G, G/A, L, L/A, R, R/A, S, S/A, SK, U, U/A
			4	-	-	-	-	-	1349664	B/B, F/B, G/B, GW, L/B, R/B, S/B, U/B
	95701-08060-00	.....	4	-	-	-	-	-	1349665	B/B, F/B, G/B, GW, L/B, R/B, S/B, U/B
			-	4	-	-	-	4		
	95723-08060-00	.....	-	-	-	4	-	4	-----	2218104 B/B, C/C, F/B, G/B, GW, RG
	95701-08060-00	.....	-	-	-	4	-	4	2218105	B/B, C/C, F/B, G/B, GW
			-	-	-	4	-	-	-----	CL, LT, RG, RH
20	98079-55855	PLUG, SPARK (W16EPR-U) (DENSO)	1	1	1	1	-	1		
	98079-56855	PLUG, SPARK (W20EPR-U) (DENSO)	(1)	(1)	(1)	(1)	-	(1)		
	98079-55846	PLUG, SPARK (BPR5ES) (NGK) ....	1	-	1	1	-	1		
	98079-56846	PLUG, SPARK (BPR6ES) (NGK) ....	(1)	-	(1)	(1)	-	(1)		
	98079-55876	PLUG, SPARK (BPR5ES) (NGK) ....	-	1	-	-	-	-		
	98079-56876	PLUG, SPARK (BPR6ES) (NGK) ....	-	(1)	-	-	-	-		
	98079-55855	PLUG, SPARK (W16EPR-U) (DENSO)	-	-	-	-	(1)	-		
	98079-55876	PLUG, SPARK (BPR5ES) (NGK) ....	-	-	-	-	(1)	-		
	98079-56855	PLUG, SPARK (W20EPR-U) (DENSO)	-	-	-	-	-	1		
	98079-56876	PLUG, SPARK (BPR6ES) (NGK) ....	-	-	-	-	-	1		

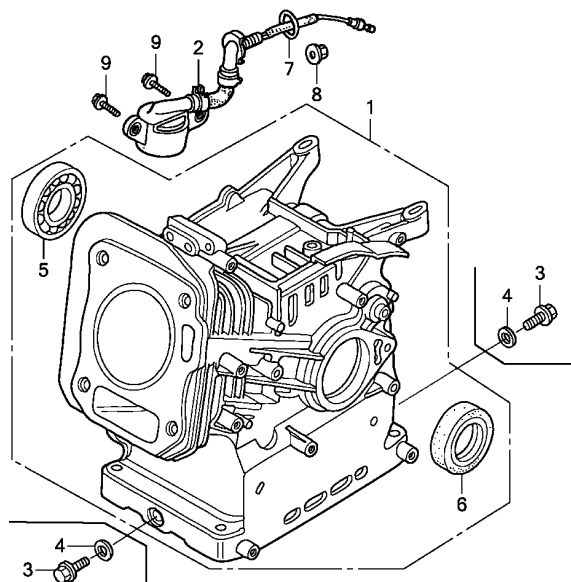


FR. →  
Z173E0300B

Ref. No.	L.O.N.	(Relative ref. Number) Description	F.R.T.
1	1101A0	BARREL, CYLINDER ..... .INCLUDES: Engine removal and installation	4.0
2	6151E8	(7) SWITCH, OIL LEVEL .....	1.1
5	1101A4	BEARING, CRANKSHAFT :FRONT ... .INCLUDES: Engine removal and installation	3.9
6	1101E4	OIL SEAL, CRANKSHAFT :FRONT .. .INCLUDES: Engine removal and installation	3.8

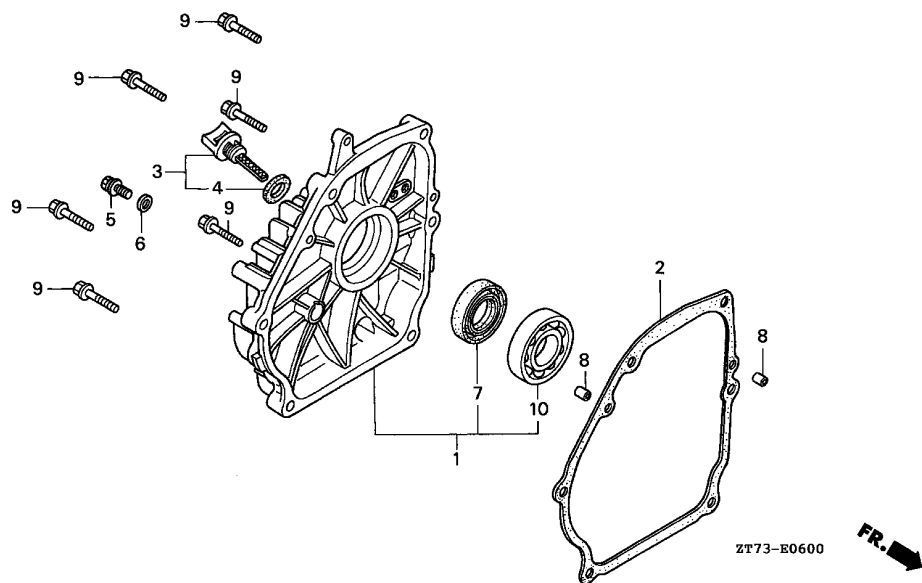
Ref. No.	Part No.	Description	Reqd. QTY						Serial No.	Parts catalogue code
			EU 26 i	EU 26 iK1	EU 2600 i	EU 30 is	EU 30 is1	EU 3000 is		
1	12000-ZK8-405	BARREL ASSY., CYLINDER .....	1	-	1	-	-	-	7438282	B,C,F,G,L,R,S,U
	12000-ZK8-415	.....	1	-	1	-	-	-	7438283	B,C,F,G,L,R,S,U
	12000-ZK8-425	.....	1	-	1	-	-	-	8565638	B,C,F,G,L,R,S,U
			1	-	-	-	-	-	-----	B/A,B/B,F/A,F/B,G/A,G/B,GW/L/A,L/B,R/A,R/B,S/A,S/B,U/A U/B
	12000-Z0T-418	.....	-	1	-	-	-	-	-----	B/A,B/B,C/A,C/B,C/C,CL,F/A,F/B,G/A,G/B,GW/L/A,LT,R/A
	12000-ZL0-415	.....	-	-	-	1	-	1	-----	RG,RH,S/A,SK/A,SK1,U/A
	12000-ZL0-D30	BARREL ASSY., CYLINDER (OIL ALERT)	-	-	-	1	-	1	-----	1593115 B,C,F,G,L,R,S,SK,U
	12000-ZL0-405	BARREL ASSY., CYLINDER .....	-	-	-	1	-	1	1593116	1853341 B,C,F,G,L,R,S,SK,U
	12000-ZL0-415	.....	-	-	-	1	-	1	1853342	----- B,C,F,G,L,R,S,SK,U
	12000-Z0V-Q11	.....	-	-	-	-	1	-	-----	B,B/A,C,C/A,C/B,F,F/A,G,G/A,L,L/A,R,R/A,S,S/A,U,U/A
2	15510-ZE1-033	SWITCH ASSY., OIL LEVEL .....	1	-	1	-	-	1	-----	1359761 B/B,F/B,G/B,GW/L/B,R/B,S/B,U/B
	15510-ZE1-043	.....	1	-	-	-	-	-	1359762	----- B/B,F/B,G/B,GW/L/B,R/B,S/B,U/B
	15510-ZE1-033	.....	-	1	-	-	1	1	-----	2222937 B/B,C/C,F/B,G/B,GW/L/A,R/A,S/A,SK/A,SK1,U/A
	15510-ZE1-043	.....	-	-	-	1	-	1	2222938	----- B/B,C/C,F/B,G/B,GW/L/A,R/A,S/A,SK/A,SK1,U/A
	15510-ZE1-033	.....	-	-	-	1	-	-	-----	B,B/A,F,F/A,G,G/A,L,R,S,SK,U
	15510-ZE1-043	.....	-	-	-	1	-	-	-----	CL,LT,RG,RH
3	90131-ZE1-000	BOLT, DRAIN PLUG .....	2	-	2	2	-	2		
4	90601-ZE1-000	WASHER, DRAIN PLUG, 10.2MM ..	2	-	2	2	-	2		
5	91001-ZF1-003	BEARING, RADIAL BALL(6205TMB)								
		(NTN)	1	1	1	1	1	1		
	91001-ZF1-004	BEARING, RADIAL BALL(6205SH)								
		(KOYO)	1	1	1	1	1	1		
	91001-Z4X-003	BEARING, RADIAL BALL(6205)								
		(NSK)	-	1	-	-	1	-		





FR. →  
Z173E0300B

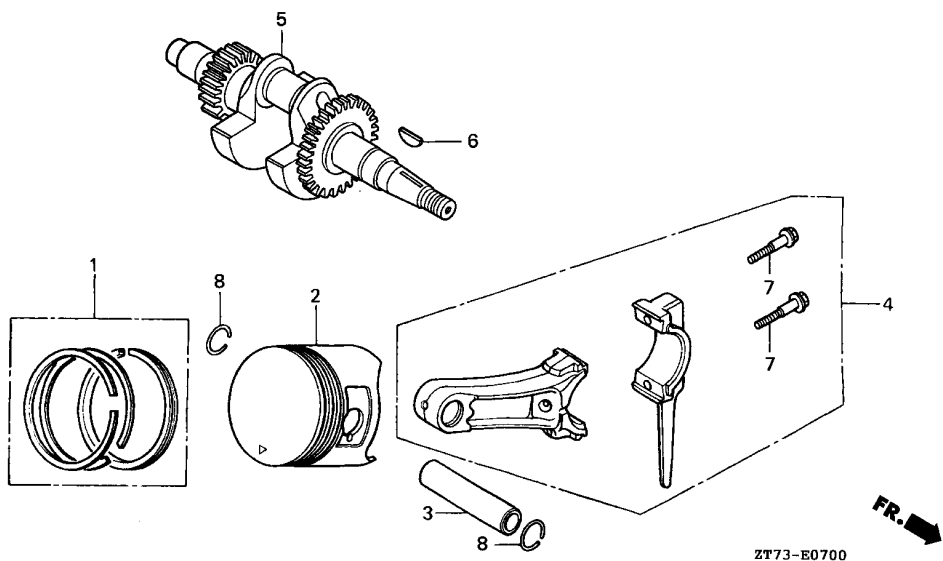
Ref. No.	Part No.	Description	Reqd. QTY						Serial No.	Parts catalogue code
			EU 26 i	EU 26 iK1	EU 2600 i	EU 30 is	EU 30 is1	EU 3000 is		
6	91202-883-005	OIL SEAL, 25X41X6 .....	1	-	1	-	-	-	8565637	B,C,F,G,L,R,S,U
	91201-Z0T-801	.....	1	-	1	-	-	-	8565638	B,C,F,G,L,R,S,U
			1	-	-	-	-	1	-----	B/A,B/B,C/A,C/B,C/C,F/A,F/B,G/A,G/B,GW,L/A,L/B,R/A,R/B S/A,S/B,U/A,U/B
	91202-883-005	.....	-	1	-	-	1	-	1853341	B,C,F,G,L,R,S,SK,U
	91201-Z0T-801	.....	-	-	-	1	-	1	1853342	B,C,F,G,L,R,S,SK,U
			-	-	-	1	-	-	-----	B/A,B/B,CL,F/A,F/B,G/A,G/B,GW,L/A,LT,R/A,RG,RH,S/A SK/A,SK1,U/A
7	91353-671-004	O-RING, 14MM(NOK) .....	1	1	1	1	1	1		
8	94050-10000	NUT, FLANGE, 10MM .....	1	1	1	1	1	1		
9	95701-06012-00	BOLT, FLANGE, 6X12 .....	2	2	2	2	2	2		



Ref. No.	L.O.N.	(Relative ref. Number) Description	F.R.T.
1	1101F1	COVER, CRANKCASE .....	0.9
2	1101E9	PACKING, CRANKCASE COVER .....	0.9
7	1101E5	OIL SEAL, CRANKSHAFT :REAR ...	1.0
10	1101A6	BEARING, CRANKSHAFT :REAR ....	1.1

Ref. No.	Part No.	Description	Reqd. QTY						Serial No.	Parts catalogue code
			EU 26	EU 26 iK1	EU 2600	EU 30	EU 30 is	EU 3000		
1	11300-ZL0-D31	COVER COMP., CRANKCASE .....	1	1	1	-	1	-		
	11300-ZL0-D30	.....	1	-	1	-	-	-		B,C,F,G,L,R,S,U
	11300-ZL0-D31	.....	-	-	-	1	-	1	1853342	B,C,F,G,L,R,S,SK,U
			-	-	-	1	-	-		B,C,F,G,L,R,S,SK,U
			-	-	-	-	-	-		B/A,B/B,CL,F/A,F/B,G/A,G/B,GW,L/A,LT,R/A,RG,RH,S/A
			-	-	-	-	-	1		SK/A,SK1,U/A
			-	-	-	-	-	-		C/A,C/B,C/C
2	11381-ZH8-801	PACKING, CASE COVER (NON ASBESTOS)	1	1	1	-	1	-		
	11381-ZL0-000	PACKING, CASE COVER .....	-	-	-	1	-	1		
3	15600-ZE1-003	CAP ASSY., OIL FILLER (GRAY) ..	1	-	1	1	-	1		
	15600-ZOT-810	CAP ASSY., OIL FILLER .....	-	1	-	-	1	-		
4	15625-ZE1-003	PACKING, OIL FILLER CAP .....	1	-	1	1	-	1		
	15625-ZOT-800	.....	-	1	-	-	-	1		
5	90131-ZE1-000	BOLT, DRAIN PLUG .....	1	1	1	1	1	1		
6	90601-ZE1-000	WASHER, DRAIN PLUG, 10.2MM ..	1	1	1	1	1	1		
7	91201-ZOT-801	OIL SEAL, 25X41X6 .....	1	1	1	-	1	-		
	91202-883-005	.....	1	-	1	-	-	-		B,C,F,G,L,R,S,U
			-	-	-	1	-	1	1853341	B,C,F,G,L,R,S,SK,U
	91201-ZOT-801	.....	-	-	-	1	-	1	1853342	B,C,F,G,L,R,S,SK,U
			-	-	-	1	-	-		B/A,B/B,CL,F/A,F/B,G/A,G/B,GW,L/A,LT,R/A,RG,RH,S/A
			-	-	-	-	-	-		SK/A,SK1,U/A
			-	-	-	-	-	1		C/A,C/B,C/C
8	94301-08140	DOWEL PIN, 8X14 .....	2	2	2	2	2	2		
9	95701-08032-00	BOLT, FLANGE, 8X32 .....	6	6	6	6	6	6		
10	96100-62050-00	BEARING, RADIAL BALL, 6205 ..	1	1	1	1	1	1		

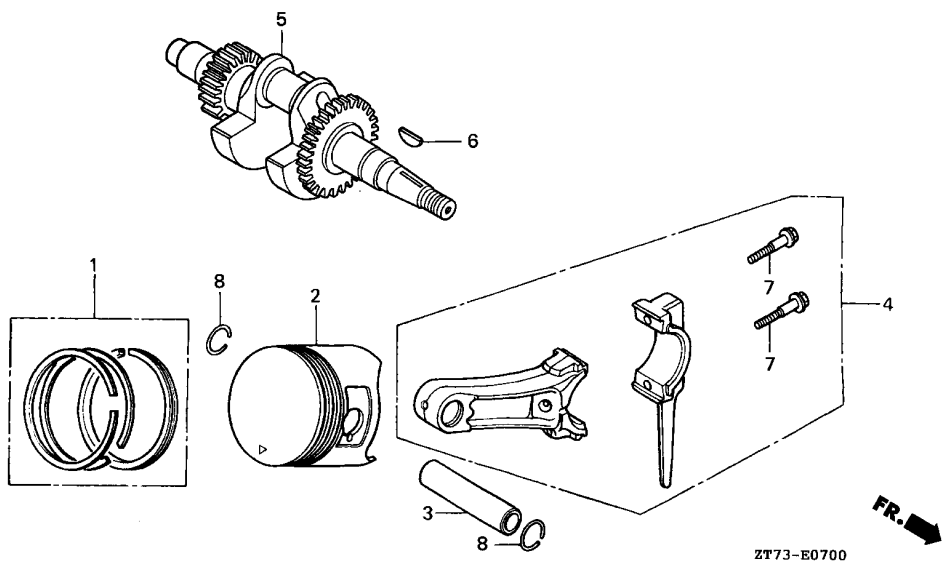




Ref. No.	L.O.N.	(Relative ref. Number) Description	F.R.T.
2	1111R1	(1,3,4) PISTON AND/OR RING SET AND/OR BEARING AND/OR ROD .....	3.8
		.INCLUDES: Engine removal and installation .INCLUDES: Inspection/Measurement/Cleaning	
5	1101F0	CRANKSHAFT .....	3.8
		.INCLUDES: Engine removal and installation	

Ref. No.	Part No.	Description	Reqd. QTY						Serial No.	Parts catalogue code
			EU 26 i	EU 26 iK1	EU 2600 i	EU 30 is	EU 30 is1	EU 3000 is		
1	13011-ZL0-003	RING SET, PISTON(0.25) (TEIKOKU)	(1)	-	(1)	-	-	(1)	-----	B,B/A,B/B,C,C/A,C/B,F,F/A,F/B,G,G/A,G/B,GW,L/L/A,L/B,R/R/A,R/B,S,S/A,S/B,U,U/A,U/B
	13012-ZL0-003	RING SET, PISTON(0.50) (TEIKOKU)	(1)	-	(1)	-	-	(1)	-----	B,B/A,B/B,C,C/A,C/B,F,F/A,F/B,G,G/A,G/B,GW,L/L/A,L/B,R/R/A,R/B,S,S/A,S/B,U,U/A,U/B
	13010-ZL0-003	RING SET, PISTON(STD.) (TEIKOKU)	1	-	1	-	-	1	-----	B,B/A,C,C/A,C/B,F,F/A,G,G/A,L,L/A,R,R/A,S,S/A,U,U/A
	13010-ZL0-004	RING SET, PISTON(STD.) (NIPPON)	1	-	1	-	-	1	-----	B,B/A,C,C/A,C/B,F,F/A,G,G/A,L,L/A,R,R/A,S,S/A,U,U/A
	13011-ZL0-004	RING SET, PISTON(0.25) (NIPPON)	(1)	-	(1)	-	-	(1)	-----	B,B/A,C,C/A,C/B,F,F/A,G,G/A,L,L/A,R,R/A,S,S/A,U,U/A
	13012-ZL0-004	RING SET, PISTON(0.50) (NIPPON)	(1)	-	(1)	-	-	(1)	-----	B,B/A,C,C/A,C/B,F,F/A,G,G/A,L,L/A,R,R/A,S,S/A,U,U/A
	13013-ZL0-003	RING SET, PISTON(0.75) (TEIKOKU)	(1)	-	(1)	-	-	(1)	-----	B,B/A,C,C/A,C/B,F,F/A,G,G/A,L,L/A,R,R/A,S,S/A,U,U/A
	13013-ZL0-004	RING SET, PISTON(0.75) (NIPPON)	(1)	-	(1)	-	-	(1)	-----	B,B/A,C,C/A,C/B,F,F/A,G,G/A,L,L/A,R,R/A,S,S/A,U,U/A
	13010-ZH8-941	RING SET, PISTON(STD.) (TEIKOKU)	1	-	1	-	-	-	-----	B,C,F,G,L,R,S,U
	13010-ZH8-942	RING SET, PISTON(STD.) (NIPPON)	1	-	1	-	-	-	-----	B,C,F,G,L,R,S,U
	13011-ZH8-941	RING SET, PISTON(0.25) (TEIKOKU)	(1)	-	(1)	-	-	-	-----	B,C,F,G,L,R,S,U
	13011-ZH8-942	RING SET, PISTON(0.25) (NIPPON)	(1)	-	(1)	-	-	-	-----	B,C,F,G,L,R,S,U
	13012-ZH8-941	RING SET, PISTON(0.50) (TEIKOKU)	(1)	-	(1)	-	-	-	-----	B,C,F,G,L,R,S,U
	13012-ZH8-942	RING SET, PISTON(0.50) (NIPPON)	(1)	-	(1)	-	-	-	-----	B,C,F,G,L,R,S,U
	13013-ZH8-941	RING SET, PISTON(0.75) (TEIKOKU)	(1)	-	(1)	-	-	-	-----	B,C,F,G,L,R,S,U
	13013-ZH8-942	RING SET, PISTON(0.75) (NIPPON)	(1)	-	(1)	-	-	-	-----	B,C,F,G,L,R,S,U
	13010-ZL0-003	RING SET, PISTON(STD.) (TEIKOKU)	1	-	-	-	-	-	-----	1314912 B/B,F/B,G/B,GW,L/B,R/B,S/B,U/B
	13010-ZL0-004	RING SET, PISTON(STD.) (NIPPON)	1	-	-	-	-	-	-----	1314912 B/B,F/B,G/B,GW,L/B,R/B,S/B,U/B

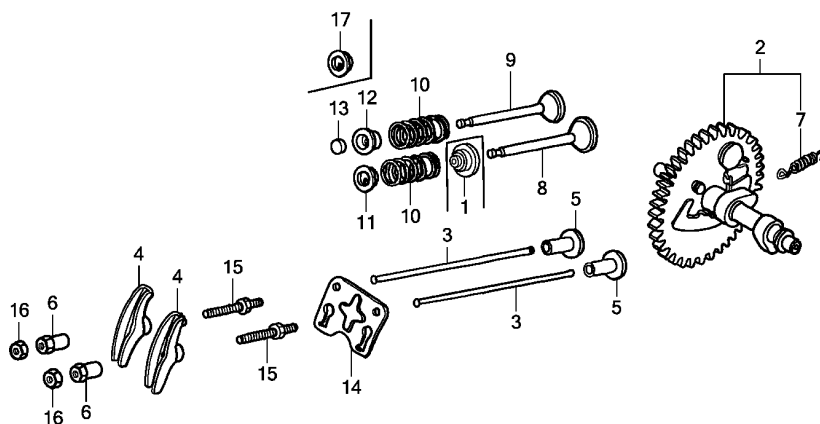
Ref. No.	Part No.	Description	Reqd. QTY						Serial No.	Parts catalogue code
			EU 26 i	EU 26 iK1	EU 2600 i	EU 30 is	EU 30 is1	EU 3000 is		
(1)	13011-ZL0-004	RING SET, PISTON(O.25) (NIPPON)	(1)	-	-	-	-	-	1314912	B/B,F/B,G/B,GW,L/B,R/B,S/B,U/B
	13012-ZL0-004	RING SET, PISTON(O.50) (NIPPON)	(1)	-	-	-	-	-	1314912	B/B,F/B,G/B,GW,L/B,R/B,S/B,U/B
	13013-ZL0-003	RING SET, PISTON(O.75) (TEIKOKU)	(1)	-	-	-	-	-	1314912	B/B,F/B,G/B,GW,L/B,R/B,S/B,U/B
	13013-ZL0-004	RING SET, PISTON(O.75) (NIPPON)	(1)	-	-	-	-	-	1314912	B/B,F/B,G/B,GW,L/B,R/B,S/B,U/B
	13010-Z4K-004	RING SET, PISTON(STD.) (TEIKOKU)	1	-	-	-	-	-	1314913	B/B,F/B,G/B,GW,L/B,R/B,S/B,U/B
	13011-Z4K-004	RING SET, PISTON(O.25) (TEIKOKU)	(1)	-	-	-	-	-	1314913	B/B,F/B,G/B,GW,L/B,R/B,S/B,U/B
	13012-Z4K-004	RING SET, PISTON(O.50) (TEIKOKU)	(1)	-	-	-	-	-	1314913	B/B,F/B,G/B,GW,L/B,R/B,S/B,U/B
	13013-Z4K-004	RING SET, PISTON(O.75) (TEIKOKU)	(1)	-	-	-	-	-	1314913	B/B,F/B,G/B,GW,L/B,R/B,S/B,U/B
	13010-Z4M-801	RING SET, PISTON(STD.) (RIKEN)	-	1	-	-	-	-		
	13010-Z4M-802	RING SET, PISTON(STD.) (TEIKOKU)	-	1	-	-	-	-		
	13010-ZL0-003	.....	-	-	-	1	-	1	2203880	B,B/B,C,C/C,CL,F,F/B,G,G/B,GW,L,R,S,SK,U
	13010-ZL0-004	RING SET, PISTON(STD.) (NIPPON)	-	-	-	1	-	1	2203880	B,B/B,C,C/C,CL,F,F/B,G,G/B,GW,L,R,S,SK,U
	13011-ZL0-003	RING SET, PISTON(O.25) (TEIKOKU)	-	-	-	(1)	-	(1)	2203880	B,B/B,C,C/C,CL,F,F/B,G,G/B,GW,L,R,S,SK,U
	13011-ZL0-004	RING SET, PISTON(O.25) (NIPPON)	-	-	-	(1)	-	(1)	2203880	B,B/B,C,C/C,CL,F,F/B,G,G/B,GW,L,R,S,SK,U
	13012-ZL0-003	RING SET, PISTON(O.50) (TEIKOKU)	-	-	-	(1)	-	(1)	2203880	B,B/B,C,C/C,CL,F,F/B,G,G/B,GW,L,R,S,SK,U
	13012-ZL0-004	RING SET, PISTON(O.50) (NIPPON)	-	-	-	(1)	-	(1)	2203880	B,B/B,C,C/C,CL,F,F/B,G,G/B,GW,L,R,S,SK,U
	13013-ZL0-003	RING SET, PISTON(O.75) (TEIKOKU)	-	-	-	(1)	-	(1)	2203880	B,B/B,C,C/C,CL,F,F/B,G,G/B,GW,L,R,S,SK,U
	13013-ZL0-004	RING SET, PISTON(O.75) (NIPPON)	-	-	-	(1)	-	(1)	2203880	B,B/B,C,C/C,CL,F,F/B,G,G/B,GW,L,R,S,SK,U
	13010-Z4K-004	RING SET, PISTON(STD.) (TEIKOKU)	-	-	-	1	-	1	2203881	B/B,C/C,CL,F/B,G/B,GW,RG
	13011-Z4K-004	RING SET, PISTON(O.25) (TEIKOKU)	-	-	-	(1)	-	(1)	2203881	B/B,C/C,CL,F/B,G/B,GW,RG
	13012-Z4K-004	RING SET, PISTON(O.50) (TEIKOKU)	-	-	-	(1)	-	(1)	2203881	B/B,C/C,CL,F/B,G/B,GW,RG
	13013-Z4K-004	RING SET, PISTON(O.75) (TEIKOKU)	-	-	-	(1)	-	(1)	2203881	B/B,C/C,CL,F/B,G/B,GW,RG
	13010-ZL0-003	RING SET, PISTON(STD.) (TEIKOKU)	-	-	-	1	-	-		B,B/A,F,F/A,G,G/A,L,R,S,SK,U
	13010-ZL0-004	RING SET, PISTON(STD.) (NIPPON)	-	-	-	1	-	-		B,B/A,F,F/A,G,G/A,L,R,S,SK,U
	13011-ZL0-003	RING SET, PISTON(O.25) (TEIKOKU)	-	-	-	(1)	-	-		B,B/A,F,F/A,G,G/A,L,R,S,SK,U
	13011-ZL0-004	RING SET, PISTON(O.25) (NIPPON)	-	-	-	(1)	-	-		B,B/A,F,F/A,G,G/A,L,R,S,SK,U
	13012-ZL0-003	RING SET, PISTON(O.50) (TEIKOKU)	-	-	-	(1)	-	-		B,B/A,F,F/A,G,G/A,L,R,S,SK,U
	13012-ZL0-004	RING SET, PISTON(O.50) (NIPPON)	-	-	-	(1)	-	-		B,B/A,F,F/A,G,G/A,L,R,S,SK,U
	13013-ZL0-003	RING SET, PISTON(O.75) (TEIKOKU)	-	-	-	(1)	-	-		B,B/A,F,F/A,G,G/A,L,R,S,SK,U
	13013-ZL0-004	RING SET, PISTON(O.75) (NIPPON)	-	-	-	(1)	-	-		B,B/A,F,F/A,G,G/A,L,R,S,SK,U
	13010-Z4K-004	RING SET, PISTON(STD.) (TEIKOKU)	-	-	-	1	-	-		L/A,LT,R/A,RH,S/A,SK/A,SK1,U/A
	13011-Z4K-004	RING SET, PISTON(O.25) (TEIKOKU)	-	-	-	(1)	-	-		L/A,LT,R/A,RH,S/A,SK/A,SK1,U/A
	13012-Z4K-004	RING SET, PISTON(O.50) (TEIKOKU)	-	-	-	(1)	-	-		L/A,LT,R/A,RH,S/A,SK/A,SK1,U/A
	13013-Z4K-004	RING SET, PISTON(O.75) (TEIKOKU)	-	-	-	(1)	-	-		L/A,LT,R/A,RH,S/A,SK/A,SK1,U/A
	13010-Z4K-004	RING SET, PISTON(STD.) (TEIKOKU)	-	-	-	-	-	1	-	
	13010-Z4M-003	RING SET, PISTON(STD.) (RIKEN)	-	-	-	-	-	1	-	



Ref. No.	Part No.	Description	Reqd. QTY						Serial No.	Parts catalogue code
			EU 26	EU 26 iK1	EU 2600	EU 30	EU 30 is	EU 3000		
2	13101-ZH8-010	PISTON(STD.)	1	-	1	-	-	-	B/B/A,C,F,F/A,G,G/A,L,L/A,R,R/A,S,S/A,U,U/A	
	13102-ZH8-010	PISTON(O.25)	(1)	-	(1)	-	-	-	B/B/A,C,F,F/A,G,G/A,L,L/A,R,R/A,S,S/A,U,U/A	
	13103-ZH8-010	PISTON(O.50)	(1)	-	(1)	-	-	-	B/B/A,C,F,F/A,G,G/A,L,L/A,R,R/A,S,S/A,U,U/A	
	13104-ZH8-010	PISTON(O.75)	(1)	-	(1)	-	-	-	B/B/A,C,F,F/A,G,G/A,L,L/A,R,R/A,S,S/A,U,U/A	
	13101-ZH8-000	PISTON(STD.)	1	-	1	-	-	-	B,C,F,G,L,R,S,U	
	13102-ZH8-000	PISTON(O.25)	(1)	-	(1)	-	-	-	B,C,F,G,L,R,S,U	
	13103-ZH8-000	PISTON(O.50)	(1)	-	(1)	-	-	-	B,C,F,G,L,R,S,U	
	13104-ZH8-000	PISTON(O.75)	(1)	-	(1)	-	-	-	B,C,F,G,L,R,S,U	
	13101-ZH8-010	PISTON(STD.)	1	-	-	-	-	1314912	B/B,F/B,G/B,GW,L/B,R/B,S/B,U/B	
	13102-ZH8-010	PISTON(O.25)	(1)	-	-	-	-	1314912	B/B,F/B,G/B,GW,L/B,R/B,S/B,U/B	
	13103-ZH8-010	PISTON(O.50)	(1)	-	-	-	-	1314912	B/B,F/B,G/B,GW,L/B,R/B,S/B,U/B	
	13104-ZH8-010	PISTON(O.75)	(1)	-	-	-	-	1314912	B/B,F/B,G/B,GW,L/B,R/B,S/B,U/B	
	13101-ZH8-020	PISTON(STD.)	1	-	-	-	-	1314913	B/B,F/B,G/B,GW,L/B,R/B,S/B,U/B	
	13102-ZH8-020	PISTON(O.25)	(1)	-	-	-	-	1314913	B/B,F/B,G/B,GW,L/B,R/B,S/B,U/B	
	13103-ZH8-020	PISTON(O.50)	(1)	-	-	-	-	1314913	B/B,F/B,G/B,GW,L/B,R/B,S/B,U/B	
	13104-ZH8-020	PISTON(O.75)	(1)	-	-	-	-	1314913	B/B,F/B,G/B,GW,L/B,R/B,S/B,U/B	
	13101-Z4M-800	PISTON(STD.)	-	-	1	-	-	-	-	
	13101-ZL0-010	PISTON(STD.)	-	-	-	1	-	1	C/B,L/A,R/A,S/A,SK/A,SK1,U/A	
	13102-ZL0-010	PISTON(O.25)	-	-	-	(1)	-	(1)	C/B,L/A,R/A,S/A,SK/A,SK1,U/A	
	13103-ZL0-010	PISTON(O.50)	-	-	-	(1)	-	(1)	C/B,L/A,R/A,S/A,SK/A,SK1,U/A	
	13104-ZL0-010	PISTON(O.75)	-	-	-	(1)	-	(1)	C/B,L/A,R/A,S/A,SK/A,SK1,U/A	
	13101-ZL0-000	PISTON(STD.)	-	-	-	1	-	1	1645601 B,C,F,G,L,R,S,SK,U	
	13102-ZL0-000	PISTON(O.25)	-	-	-	(1)	-	(1)	1645601 B,C,F,G,L,R,S,SK,U	
	13103-ZL0-000	PISTON(O.50)	-	-	-	(1)	-	(1)	1645601 B,C,F,G,L,R,S,SK,U	
	13104-ZL0-000	PISTON(O.75)	-	-	-	(1)	-	(1)	1645601 B,C,F,G,L,R,S,SK,U	
	13101-ZL0-010	PISTON(STD.)	-	-	-	1	-	1	2203880 B/B,C/C,CL,F/B,G/B,GW	
	13102-ZL0-010	PISTON(O.25)	-	-	-	(1)	-	(1)	2203880 B/B,C/C,CL,F/B,G/B,GW	
	13103-ZL0-010	PISTON(O.50)	-	-	-	(1)	-	(1)	2203880 B/B,C/C,CL,F/B,G/B,GW	
	13104-ZL0-010	PISTON(O.75)	-	-	-	(1)	-	(1)	2203880 B/B,C/C,CL,F/B,G/B,GW	

Ref. No.	Part No.	Description	Reqd. QTY						Serial No.	Parts catalogue code
			EU 26 i	EU 26 iK1	EU 2600 i	EU 30 is	EU 30 is1	EU 3000 is		
(2)	13101-ZL0-010	PISTON(STD.)	-	-	-	1	-	1	1645602	----- B,C,F,G,L,R,S,SK,U
	13102-ZL0-010	PISTON(0.25)	-	-	-	(1)	-	(1)	1645602	----- B,C,F,G,L,R,S,SK,U
	13103-ZL0-010	PISTON(0.50)	-	-	-	(1)	-	(1)	1645602	----- B,C,F,G,L,R,S,SK,U
	13104-ZL0-010	PISTON(0.75)	-	-	-	(1)	-	(1)	1645602	----- B,C,F,G,L,R,S,SK,U
	13101-ZL0-020	PISTON(STD.)	-	-	-	1	-	1	2203881	----- B/B,C/C,CL,F/B,G/B,GW,RG
	13102-ZL0-020	PISTON(0.25)	-	-	-	(1)	-	(1)	2203881	----- B/B,C/C,CL,F/B,G/B,GW,RG
	13103-ZL0-020	PISTON(0.50)	-	-	-	(1)	-	(1)	2203881	----- B/B,C/C,CL,F/B,G/B,GW,RG
	13104-ZL0-020	PISTON(0.75)	-	-	-	(1)	-	(1)	2203881	----- B/B,C/C,CL,F/B,G/B,GW,RG
	13101-ZL0-020	PISTON(STD.)	-	-	-	1	-	-	-----	----- L/A,LT,R/A,RH,S/A,SK/A,SK1,U/A
	13102-ZL0-020	PISTON(0.25)	-	-	-	(1)	-	-	-----	----- L/A,LT,R/A,RH,S/A,SK/A,SK1,U/A
	13103-ZL0-020	PISTON(0.50)	-	-	-	(1)	-	-	-----	----- L/A,LT,R/A,RH,S/A,SK/A,SK1,U/A
	13104-ZL0-020	PISTON(0.75)	-	-	-	(1)	-	-	-----	----- L/A,LT,R/A,RH,S/A,SK/A,SK1,U/A
	13101-Z4V-800	PISTON(STD.)	-	-	-	-	-	1	-	-
3	13111-ZE1-000	PIN, PISTON	1	-	1	1	-	1	-	-
	13111-Z4M-000	.....	-	1	-	-	-	1	-	-
4	13200-ZE1-010	ROD ASSY., CONNECTING(STD.)	1	-	1	-	-	1	-----	----- B,B/A,C,C/A,C/B,C/C,F,F/A,G,G/A,L,L/A,R,R/A,S,S/A,U
									-----	----- U/A
	13200-ZE1-020	.....	1	-	-	-	-	-	-----	----- 1596553 B/B,F/B,G/B,GW,L/B,R/B,S/B,U/B
	13200-Z4M-000	ROD ASSY., CONNECTING	-	1	-	-	-	-	-----	----- 1596554 B/B,F/B,G/B,GW,L/B,R/B,S/B,U/B
	13200-ZE1-010	ROD ASSY., CONNECTING(STD.)	-	-	-	1	-	-	-	-
	13200-Z0T-800	ROD ASSY., CONNECTING	-	-	-	-	-	1	-	-
5	13310-ZK8-D20	CRANKSHAFT COMP.	1	-	1	-	-	-	-	-
	13310-Z0T-D90	.....	-	1	-	-	-	-	-	-
	13310-ZL0-D30	.....	-	-	-	1	-	1	-----	----- B,B/A,C,C/A,C/B,F,F/A,G,G/A,L,R,S,SK,U
			-	-	-	1	-	1	-----	----- 2170943 B,B/B,C,C/C,CL,F,F/B,G,G/B,GW,L,R,S,SK,U
	13310-ZL0-D31	.....	-	-	-	1	-	1	-----	----- 2170944 B/B,C/C,CL,F/B,G/B,GW,RG
			-	-	-	1	-	-	-----	----- L/A,LT,R/A,RH,S/A,SK/A,SK1,U/A
			-	-	-	-	-	1	-	-
6	13331-357-000	KEY, SPECIAL WOODRUFF, 25X18	1	1	1	1	1	1	-	-
7	90001-ZE1-000	BOLT, CONNECTING ROD	2	-	2	2	2	2	-	-
	90001-Z4M-000	BOLT, CONNECTING ROD, 6X34.5	-	2	-	-	-	-	-	-
8	90551-ZE1-000	CLIP, PISTON PIN, 18MM	2	2	2	2	2	2	-	-

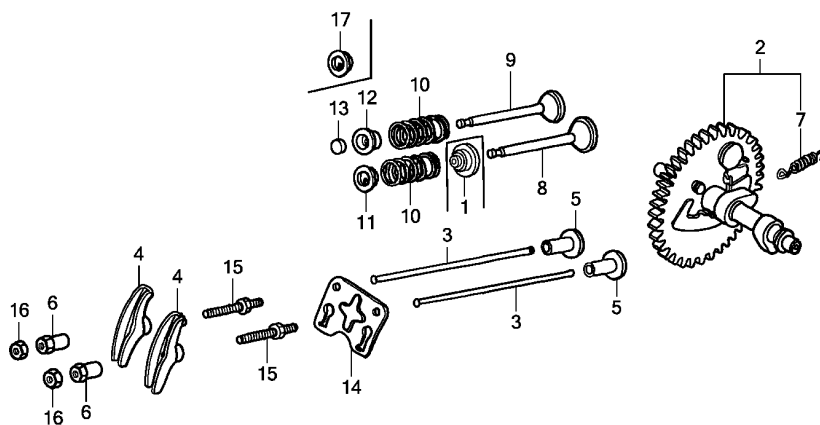




FR. →  
Z173E0900A

Ref. No.	L.O.N.	(Relative ref. Number) Description	F.R.T.
1	1111K2	SEAL, INTAKE VALVE STEM ..... .INCLUDES: Engine removal and installation .INCLUDES: Valve clearance adjustment (7)	3.0
2	1111C2	CAMSHAFT ..... .INCLUDES: Valve clearance adjustment	1.2
3	1111L6	ROD, PUSH :INTAKE ..... .INCLUDES: Valve clearance adjustment	0.6
	1111L7	ROD, PUSH :EXHAUST ..... .INCLUDES: Valve clearance adjustment	0.6
	1111L8	ROD, PUSH :BOTH ..... .INCLUDES: Valve clearance adjustment	0.7
4	1111A2	ARM, ROCKER :INTAKE ..... .INCLUDES: Valve clearance adjustment	0.6
	1111A2A	.Replace exhaust rocker arm add .....	0.1
+	1111A1	ARM, ROCKER :EXHAUST .....	0.6

Ref. No.	Part No.	Description	Reqd. QTY						Serial No.	Parts catalogue code
			EU 26 i	EU 26 iK1	EU 2600 i	EU 30 is	EU 30 is1	EU 3000 is		
1	12209-ZH8-003	SEAL, VALVE STEM .....	1	-	1	-	-	-		
	12209-Z4M-801	.....	-	1	-	-	-	1		
	12209-ZL0-003	.....	-	-	-	1	-	1	----- 1646760	B,C,F,G,L,R,S,SK,U
	12209-ZH8-003	.....	-	-	-	1	-	1	1646761	----- B,C,F,G,L,R,S,SK,U
			-	-	-	1	-	-	-----	B/A,B/B,CL,F/A,F/B,G/A,G/B,GW,L/A,LT,R/A,RG,RH,S/A
			-	-	-	-	-	1	-----	SK/A,SK1,U/A
			-	-	-	-	-	-	-----	C/A,C/B,C/C
2	14100-ZE1-812	CAMSHAFT ASSY. ....	1	-	1	-	-	-		
	14100-Z4M-000	.....	-	1	-	-	-	-		
	14100-ZL0-000	.....	-	-	-	1	1	1		
3	14410-ZE1-010	ROD, PUSH .....	2	-	2	2	2	2		
	14410-Z4M-000	ROD COMP., PUSH .....	-	2	-	-	-	-		
4	14431-ZE1-000	ARM, VALVE ROCKER .....	2	2	2	2	2	2		
5	14441-ZE1-010	LIFTER, VALVE .....	2	2	2	-	-	-		
	14731-ZL0-000	.....	-	-	-	2	2	2		
6	14451-ZE1-013	PIVOT, ROCKER ARM .....	2	2	2	2	2	2		
7	14568-ZE1-000	SPRING, WEIGHT RETURN .....	1	1	1	1	1	1		
8	14711-ZF1-000	VALVE, IN. ....	1	-	1	1	1	1		
	14711-Z4M-000	.....	-	1	-	-	-	-		
9	14721-ZF1-000	VALVE, EX. ....	1	-	1	1	1	1		
	14721-Z4M-000	.....	-	1	-	-	-	-		
10	14751-ZF1-000	SPRING, VALVE .....	2	2	2	2	2	2		
11	14771-ZE1-000	RETAINER, IN. VALVE SPRING ..	1	1	1	1	1	1		
12	14773-ZE1-000	RETAINER, EX. VALVE SPRING ..	1	-	1	-	-	1	-----	B,B/A,B/B,C,C/A,C/B,F,F/A,F/B,G,G/A,G/B,GW,L,L/A,L/B,R
			-	-	-	1	-	1	----- 2370421	R/A,R/B,S,S/A,S/B,U,U/A,U/B
	14773-Z4X-000	.....	-	-	-	1	-	1	2370422	----- B,B/B,C,C/C,CL,F,F/B,G,G/B,GW,L,R,RG,S,SK,U
			-	-	-	-	-	-	-----	B/B,C/C,CL,F/B,G/B,GW,RG

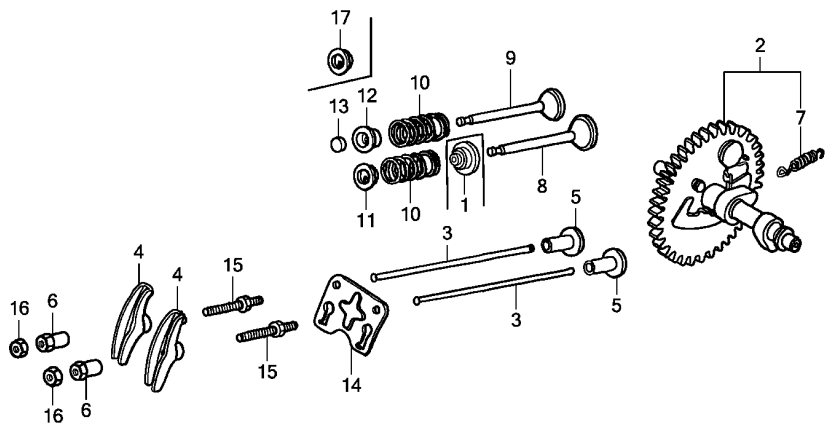


Z173E0900A

Ref. No.	L.O.N.	(Relative ref. Number) Description	F.R.T.
+ 4		.INCLUDES: Valve clearance adjustment	
1111A1A		.Replace intake rocker arm add	0.1
5	1111L9	LIFTER, VALVE :INTAKE .....	1.2
		.INCLUDES: Valve clearance adjustment	
1111M0		LIFTER, VALVE :EXHAUST .....	1.2
		.INCLUDES: Valve clearance adjustment	
1111M1		LIFTER, VALVE :BOTH .....	1.2
		.INCLUDES: Valve clearance adjustment	
8	1111L1	VALVE, INTAKE .....	3.1
		.INCLUDES: Engine removal and installation	
		.INCLUDES: Valve clearance adjustment and reface	
1111L1E		.Replace intake and exhaust all add .....	0.2
9	1111L0	VALVE, EXHAUST .....	3.1
		.INCLUDES: Engine removal and installation	
		.INCLUDES: Valve clearance adjustment and reface	
+			

Ref. No.	Part No.	Description	Reqd. QTY						Serial No.	Parts catalogue code
			EU 26 i	EU 26 iK1	EU 2600 i	EU 30 is	EU 30 is1	EU 3000 is		
12)	14773-ZE1-000 14773-Z4X-000	RETAINER, EX. VALVE SPRING .. .....	-	-	-	1	-	-	----- B,B/A,F,F/A,G,G/A,L,R,S,SK,U ----- L/A,LT,R/A,RH,S/A,SK/A,SK1,U/A	
13	14781-ZE1-000	ROTATOR, VALVE .....	1	-	1	1	1	1		
14	14791-ZE1-010 14791-Z4M-000	PLATE, PUSH ROD GUIDE .....	1	-	1	1	1	1		
15	90012-ZE0-010	BOLT, PIVOT, 8MM .....	2	2	2	2	2	2		
16	90206-ZE1-000	NUT, PIVOT ADJUSTING .....	2	2	2	2	2	2		
17	14771-ZE1-000	RETAINER, IN. VALVE SPRING .. (EXHAUST SIDE)	-	1	-	-	-	-		





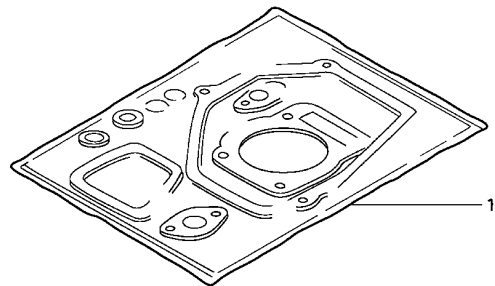
Z173E0900A

Ref. No.	L.O.N.	(Relative ref. Number) Description	F.R.T.
+ 9	1111L0E	.Replace intake and exhaust all add .....	0.2
10	1111P3	SPRING, VALVE :INTAKE .....	3.0
		.INCLUDES: Engine removal and installation	
		.INCLUDES: Valve clearance adjustment	
	1111P3A	.Replace intake and exhaust all add .....	0.1
	1111P4	SPRING, VALVE :EXHAUST .....	3.0
		.INCLUDES: Engine removal and installation	
		.INCLUDES: Valve clearance adjustment	
	1111P4A	.Replace intake and exhaust all add .....	0.1
13	1111J7	ROTATOR, VALVE .....	0.6
		.INCLUDES: Valve clearance adjustment	

EOP-1

GASKET KIT

**D13**



HENG-X0003

Ref. No.	L.O.N.	(Relative ref. Number)	Description	F.R.T.
----------	--------	------------------------	-------------	--------

NO INFORMATION .....

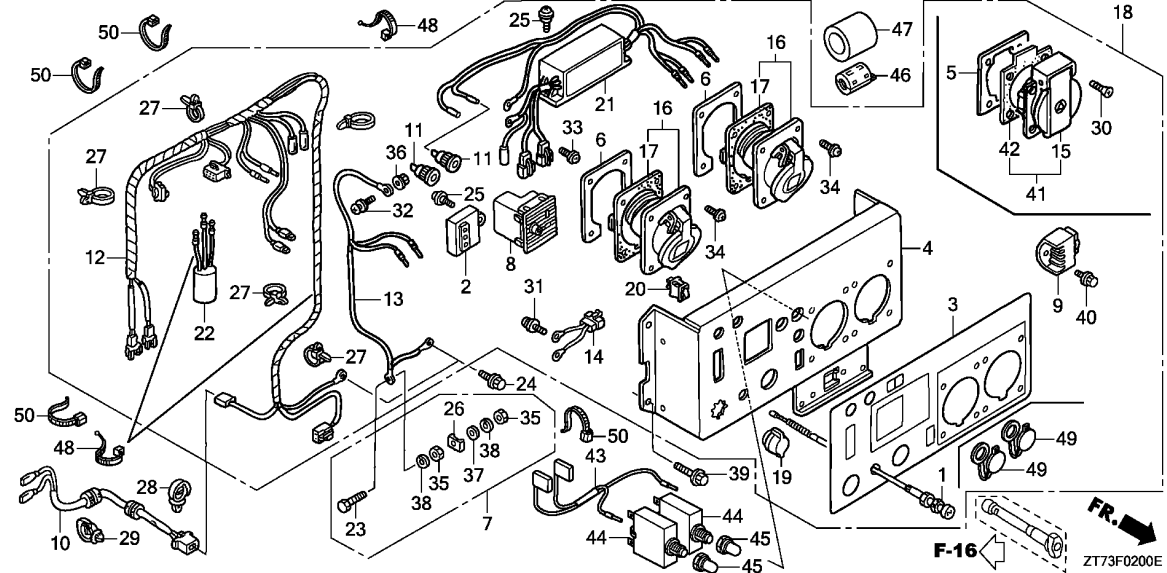
Ref. No.	Part No.	Description	Reqd. QTY						Serial No.	Parts catalogue code
			EU 26 i	EU 26 iK1	EU 2600 i	EU 30 is	EU 30 is1	EU 3000 is		
1	06111-ZL0-D30	GASKET KIT .....	-	-	-	(1)	-	(1)		

**2**

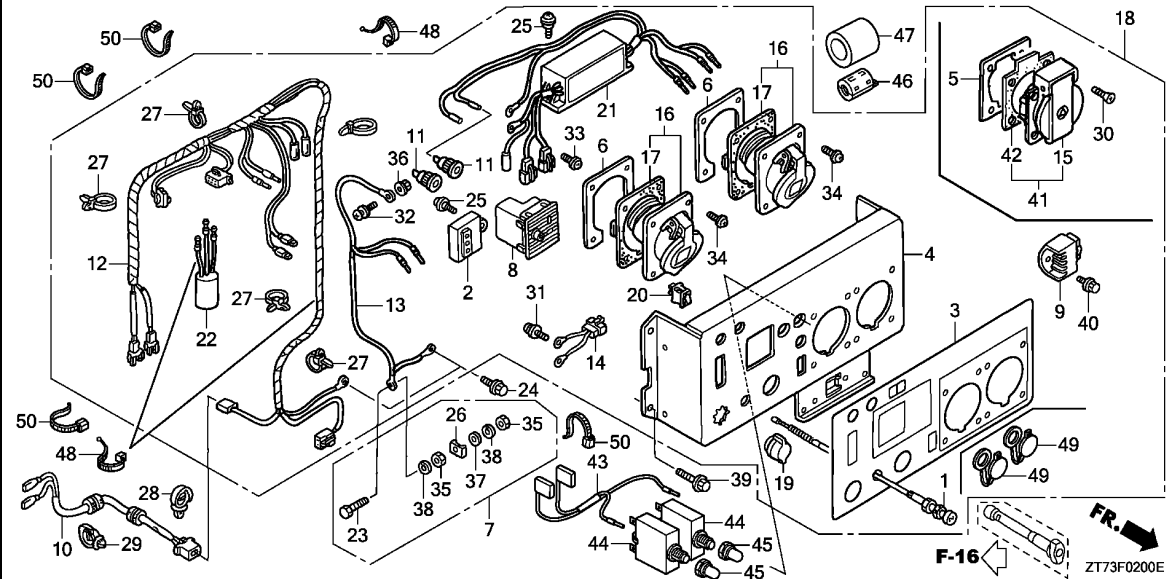


Ref. No.	Part No.	Description	Reqd. QTY						Serial No.	Parts catalogue code
			EU 26 i	EU 26 IK1	EU 2600 i	EU 30 is	EU 30 is1	EU 3000 is		
(9)	31710-ZS9-A02	RECTIFIER ASSY. ....	1	-	-	-	-	1024660	B/B,F/B,G/B,GW	
10	32110-ZS9-A00	HARNESS ASSY., ENGINE WIRE ..	1	1	-	-	-	-	B,F,G,GW B,B/A,B/B,F,F/A,F/B,G,G/A,G/B,GW	
11	32139-ZC3-G01	SOCKET, COMPOSITE .....	2	2	-	-	-	-	B,B/A,B/B,F,F/A,F/B,G,G/A,G/B,GW	
12	32150-ZT7-C91	HARNESS ASSY., CONTROL WIRE ..	1	-	-	-	-	-	B,B/A,F,F/A,G,G/A	
			1	-	-	-	-	1027202	F/B,G/B,GW	
			1	-	-	-	-	1027483	B/B	
	32150-ZT7-A91	.....	1	-	-	-	-	1027203	F/B,G/B,GW	
			1	-	-	-	-	1027484	B/B	
	32150-ZT7-E91	.....	-	1	-	-	-	-	B,F,G,GW	
13	32196-ZS9-A61	HARNESS ASSY., CONTROL WIRE (SUB)	1	1	-	-	-	-	B,B/A,B/B,F,F/A,F/B,G,G/A,G/B,GW	
14	32196-ZT7-C01	SUB CORD ASSY. ....	1	1	-	-	-	-	B,B/A,B/B,F,F/A,F/B,G,G/A,G/B,GW	
15	32331-ZA8-650	RECEPTACLE(10-16A/250V) .....	2	-	-	-	-	-	F,F/A	
	32331-875-610	RECEPTACLE(16A/250V) .....	2	-	-	-	-	-	G,G/A	
			2	-	-	-	-	1023533	G/B	
	32331-ZA8-650	RECEPTACLE(10-16A/250V) .....	2	-	-	-	-	1023547	F/B	
	32331-ZT3-C60	RECEPTACLE(16A/250V) .....	2	-	-	-	-	1027202	GW	
			2	-	-	-	-	1023534	1027202 G/B	
	32331-ZT3-D50	RECEPTACLE(10-16A/250V) .....	2	-	-	-	-	1023548	1027202 F/B	
	32331-Z25-B50	RECEPTACLE(10/16A-250V) .....	2	-	-	-	-	1027203	F/B	
	32331-Z25-A60	RECEPTACLE(16A-250V) .....	2	-	-	-	-	1027203	G/B,GW	
	32331-Z25-B50	RECEPTACLE(10/16A-250V) .....	-	2	-	-	-	-	F	
	32331-Z25-A60	RECEPTACLE(16A-250V) .....	-	2	-	-	-	-	G,GW	
16	32331-ZB3-G90	RECEPTACLE(16A/240V) .....	2	-	-	-	-	-	B,B/A,B/B	
	32330-Z11-A90	.....	-	2	-	-	-	-	B	
17	32335-898-690	PACKING, RECEPTACLE .....	2	-	-	-	-	-	B,B/A,B/B	
	32335-Z11-A90	PACKING .....	-	2	-	-	-	-	B	
18	32340-ZT7-C91	PANEL ASSY., CONTROL .....	1	-	-	-	-	-	B,B/A	
	32340-ZT7-D51	PANEL ASSY., CONTROL(###) .....	1	-	-	-	-	-	F,F/A	
	32340-ZT7-C61	PANEL ASSY., CONTROL .....	1	-	-	-	-	-	G,G/A	
			1	-	-	-	-	1024930	G/B,GW	
	32340-ZT7-D51	PANEL ASSY., CONTROL(###) .....	1	-	-	-	-	1027202	F/B	
	32340-ZT7-C91	PANEL ASSY., CONTROL .....	1	-	-	-	-	1027483	B/B	
	32340-ZT7-C62	.....	1	-	-	-	-	1024931	1027202 G/B,GW	
19	36110-ZA8-701	SWITCH ASSY., ENGINE(ORANGE) .....	1	-	-	-	-	-	B,B/A,F,F/A,G,G/A	
	35120-Z11-E01	SWITCH ASSY., ENGINE STOP(RED) .....	1	-	-	-	-	-	GW	
	36110-ZA8-701	SWITCH ASSY., ENGINE(ORANGE) .....	1	-	-	-	-	1022070	B/B,F/B,G/B	
	35120-Z11-E01	SWITCH ASSY., ENGINE STOP(RED) .....	1	-	-	-	-	1022071	B/B,F/B,G/B	
			-	1	-	-	-	-	B,F,G,GW	
20	36214-ZS9-A00	SWITCH COMP., AUTO-THROTTLE ..	1	-	-	-	-	-	B,B/A,F,F/A,G,G/A	
			1	-	-	-	-	1026063	B/B,F/B,G/B,GW	
	36214-ZS9-A01	.....	1	-	-	-	-	1026064	B/B,F/B,G/B,GW	
			-	1	-	-	-	-	B,F,G,GW	
21	38390-ZS9-A61	FILTER ASSY., NOISE(AC) .....	1	-	-	-	-	-	B,B/A,F,F/A,G,G/A	
			1	-	-	-	-	1027202	F/B,G/B,GW	
			1	-	-	-	-	1027483	B/B	
	38390-ZS9-C61	.....	1	-	-	-	-	1027203	F/B,G/B,GW	
			1	-	-	-	-	1027484	B/B	
	38390-ZS9-D91	.....	-	1	-	-	-	-	B,F,G,GW	
22	38395-ZS9-A61	FILTER ASSY., NOISE(DC) .....	1	1	-	-	-	-	B,B/A,B/B,F,F/A,F/B,G,G/A,G/B,GW	
23	90011-899-840	BOLT, HEX., 6X28 .....	1	1	-	-	-	-	B,B/A,B/B,F,F/A,F/B,G,G/A,G/B,GW	
24	90013-883-000	BOLT, FLANGE, 6X12(CT200) .....	2	2	-	-	-	-	B,B/A,B/B,F,F/A,F/B,G,G/A,G/B,GW	
25	90108-MN0-000	SCREW, PAN, 5X13 .....	3	3	-	-	-	-	B,B/A,B/B,F,F/A,F/B,G,G/A,G/B,GW	





Ref. No.	Part No.	Description	Reqd. QTY						Serial No.	Parts catalogue code
			EU 26 i	EU 26 iK1	EU 2600 i	EU 30 is	EU 30 is1	EU 3000 is		
26	90501-ZA7-640	RETAINER, 6MM	1	1	-	-	-	-	B,B/A,B/B,F,F/A,F/B,G,G/A,G/B,GW	
27	90672-ZB4-003	TIE, CABLE	4	4	-	-	-	-	B,B/A,B/B,F,F/A,F/B,G,G/A,G/B,GW	
28	90683-SA0-003	CLIP, WIRE HARNESS, 25MM	1	1	-	-	-	-	B,B/A,B/B,F,F/A,F/B,G,G/A,G/B,GW	
29	90691-ZB7-003	CLIP, HARNESS	1	1	-	-	-	-	B,B/A,B/B,F,F/A,F/B,G,G/A,G/B,GW	
30	93600-04016-1G	SCREW, FLAT, 4X16	8	8	-	-	-	-	F,F/A,F/B,G,G/A,G/B,GW	
31	93893-03008-18	SCREW-WASHER, 3X8	2	2	-	-	-	-	B,B/A,B/B,F,F/A,F/B,G,G/A,G/B,GW	
32	93893-04010-18	SCREW-WASHER, 4X10	1	1	-	-	-	-	B,B/A,B/B,F,F/A,F/B,G,G/A,G/B,GW	
33	93893-05010-18	SCREW-WASHER, 5X10	2	2	-	-	-	-	B,B/A,B/B,F,F/A,F/B,G,G/A,G/B,GW	
34	93893-05016-18	SCREW-WASHER, 5X16	8	-	-	-	-	-	B,B/A,B/B	
	93893-05020-18	SCREW-WASHER, 5X20	-	8	-	-	-	-	B	
35	94001-06390-0S	NUT, HEX., 6MM	2	2	-	-	-	-	B,B/A,B/B,F,F/A,F/B,G,G/A,G/B,GW	
36	94050-04080	NUT, FLANGE, 4MM	1	1	-	-	-	-	B,B/A,B/B,F,F/A,F/B,G,G/A,G/B,GW	
37	94101-06800	WASHER, PLAIN, 6MM	1	1	-	-	-	-	B,B/A,B/B,F,F/A,F/B,G,G/A,G/B,GW	
38	94111-06800	WASHER, SPRING, 6MM	2	2	-	-	-	-	B,B/A,B/B,F,F/A,F/B,G,G/A,G/B,GW	
39	95701-06010-00	BOLT, FLANGE, 6X10	4	4	-	-	-	-	B,B/A,B/B,F,F/A,F/B,G,G/A,G/B,GW	
40	95701-06012-00	BOLT, FLANGE, 6X12	1	1	-	-	-	-	B,B/A,B/B,F,F/A,F/B,G,G/A,G/B,GW	
41	06320-ZT3-306	RECEPTACLE SET(10/16A-250V)	(2)	-	-	-	-	-	F,F/A,F/B	
	06320-ZT3-305	RECEPTACLE SET(16A-250V)	(2)	-	-	-	-	-	G,G/A,G/B,GW	
42	32335-875-610	PACKING, RECEPTACLE	2	-	-	-	-	-	GW	
			2	-	-	-	-	1023534	G/B	
			2	-	-	-	-	1023548	F/B	
			-	2	-	-	-	-	F,G,GW	
43	32196-ZS9-C61	SUB CORD ASSY.	1	-	-	-	-	1027203	F/B,G/B,GW	
			1	-	-	-	-	1027484	B/B	
			-	1	-	-	-	-	B,F,G,GW	
44	38240-Z25-A63	PROTECTOR, CIRCUIT(16A)	2	-	-	-	-	-	B,B/B,F,F/B,G,G/B	



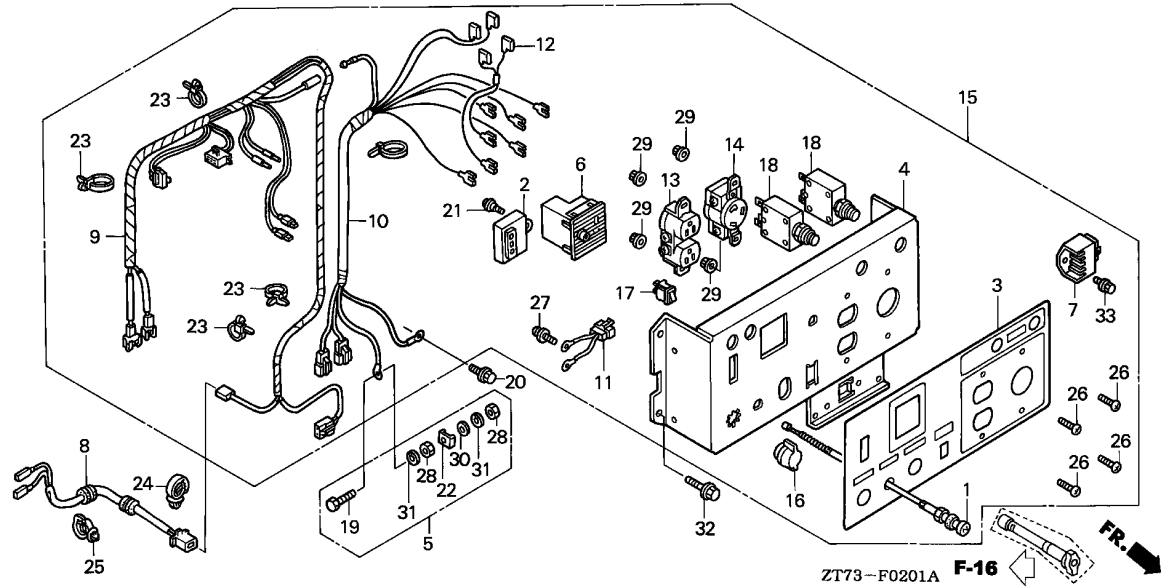
Ref. No.	Part No.	Description	Reqd. QTY						Serial No.	Parts catalogue code
			EU 26 i	EU 26 iK1	EU 2600 i	EU 30 is	EU 30 is1	EU 3000 is		
44)	38240-Z25-A62	PROTECTOR, CIRCUIT(16A) .....	2	-	-	-	-	1027203	----- F/B,G/B,GW	
	38240-Z25-A63	.....	2	-	-	-	-	1027484	----- B/B	
		.....	2	-	-	-	-	1028616	----- B/A,F/A,G/A,GW	
		.....	-	2	-	-	-	-----	B,F,G,GW	
45	38242-Z25-A62	COVER COMP., CIRCUIT PROTECTOR	2	-	-	-	-	1027203	----- F/B,G/B,GW	
		.....	2	-	-	-	-	1027484	----- B/B	
		.....	-	2	-	-	-	-----	B,F,G,GW	
46	38398-YM2-B50	FILTER, SUB NOISE(AC) .....	1	-	-	-	-	1027203	----- F/B,G/B,GW	
		.....	1	-	-	-	-	1027484	----- B/B	
47	38398-Z07-C60	SUPPORTER, FILTER .....	1	-	-	-	-	1027203	----- B,F,G,GW	
		.....	1	-	-	-	-	1027484	----- F/B,G/B,GW	
		.....	-	1	-	-	-	-----	B/B	
48	90672-ZB7-811	TIE, CABLE .....	3	-	-	-	-	1027203	----- B,F,G,GW	
		.....	3	-	-	-	-	1027484	----- F/B,G/B,GW	
		.....	-	3	-	-	-	-----	B/B	
49	32138-Z07-E60	COVER, SOCKET .....	-	3	-	-	-	-----	B,F,G,GW	
50	90650-KV6-003	BAND, WIRE, 95MM .....	-	2	-	-	-	-----	B,F,G,GW	
		.....	-	4	-	-	-	-----	B,F,G,GW	



F-2-1

CONTROL PANEL(EU2600I)

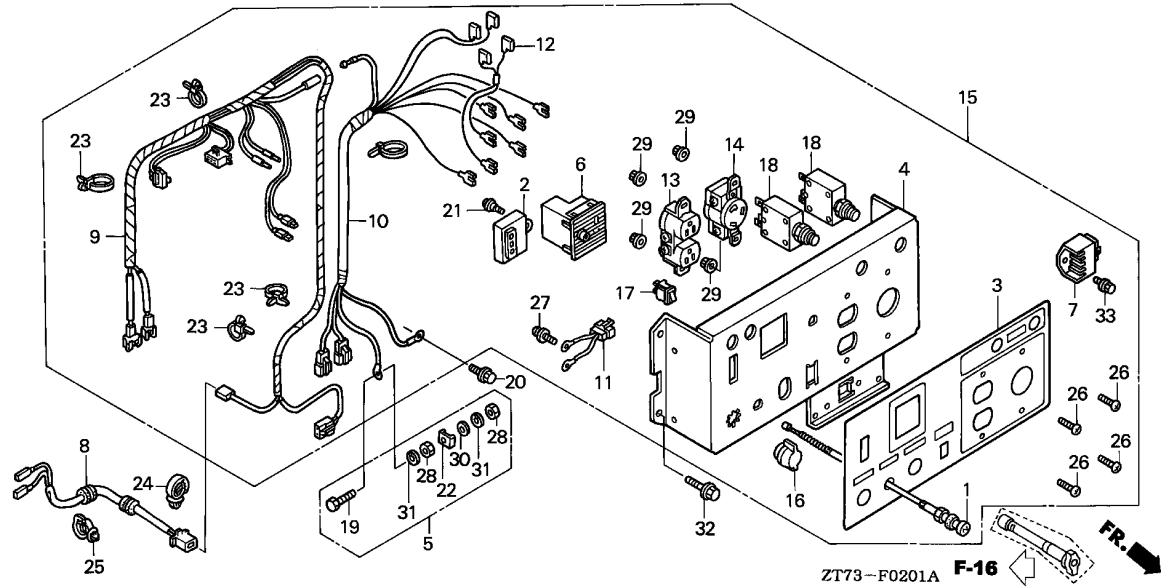
E 5



Ref. No.	L.O.N.	(Relative ref. Number) Description	F.R.T.
1	8111A9	CABLE, CHOKE .....	0.7
2	6141B5	IGNITION UNIT .....	0.6
4	6221N9	PANEL, GENERATOR CONTROL .....	2.0
5	6221E1	TERMINAL SET, EARTH .....	0.2
6	6221A9	CONSENT, DIRECT CURRENT .....	0.2
7	6201A8	RECTIFIER, GENERATOR (CONTROL PANEL) .....	0.2
8	6111C0	HARNESS, ENGINE WIRE .....	1.0
9	6111B9	HARNESS, CONTROL WIRE .....	1.2
10	6111D5	SUB HARNESS, CONTROL WIRE(A) .....	0.8
12	6111D4	SUB HARNESS, CONTROL WIRE (14) .....	0.6
13	6221D5	RECEPTACLE/CONSENT, CONTROL PANEL .....	0.7
	6221E5	RECEPTACLE/CONSENT, CONTROL PANEL :ALL .....	0.1
15	6221P1	PANEL ASSEMBLY, GENERATOR CONTROL .....	1.2
16	6151B9	SWITCH, CONTROL PANEL ENGINE .....	0.6
17	6151E5	SWITCH, AUTO THROTTLE .....	0.1
18	6221D4	PROTECTOR, CIRCUIT .....	0.7
	6221D4A	.Replace one add .....	0.1

Ref. No.	Part No.	Description	Reqd. QTY						Serial No.	Parts catalogue code
			EU 26 i	EU 26 iK1	EU 2600 i	EU 30 is	EU 30 is1	EU 3000 is		
1	17950-ZS9-003	CABLE COMP., CHOKE .....	-	-	1	-	-	-		
2	30585-ZS9-A01	IGNITION UNIT .....	-	-	1	-	-	-		
3	31406-ZT7-C40	MARK, CONTROL PANEL .....	-	-	1	-	-	-		
4	31420-ZT7-C31	PANEL COMP., CONTROL .....	-	-	1	-	-	-		
5	31428-899-840	TERMINAL SET, EARTH .....	-	-	1	-	-	-		
6	31460-ZT7-C41	CONSENT COMP., D.C. ....	-	-	1	-	-	-		
7	31710-ZS9-A01	RECTIFIER ASSY. ....	-	-	1	-	-	-		
8	32110-ZS9-A00	HARNESS ASSY., ENGINE WIRE ..	-	-	1	-	-	-		
9	32150-ZT7-C31	HARNESS ASSY., CONTROL WIRE ..	-	-	1	-	-	-		
10	32196-ZS9-A41	HARNESS ASSY., CONTROL WIRE (SUB)	-	-	1	-	-	-		
11	32196-ZT7-C01	SUB CORD ASSY. ....	-	-	1	-	-	-		
12	32196-ZT7-C41	SUB CORD ASSY. ....	-	-	1	-	-	-		
13	32330-899-841	RECEPTACLE(15A/125V) .....	-	-	1	-	-	-		
14	32332-ZB4-630	RECEPTACLE(30A/125V) .....	-	-	1	-	-	-		
15	32340-ZT7-C41	PANEL ASSY., CONTROL(###) ..	-	-	1	-	-	-		
16	36110-ZA8-701	SWITCH ASSY., ENGINE(ORANGE)	-	-	1	-	-	-		
17	36214-ZS9-A00	SWITCH COMP., AUTO-THROTTLE ..	-	-	1	-	-	-		
18	38240-ZS9-A41	PROTECTOR, CIRCUIT(15A) .....	-	-	2	-	-	-		
19	90011-899-840	BOLT, HEX., 6X28 .....	-	-	1	-	-	-		
20	90013-883-000	BOLT, FLANGE, 6X12(CT200) ..	-	-	1	-	-	-		
21	90108-MN0-000	SCREW, PAN, 5X13 .....	-	-	1	-	-	-		
22	90501-ZA7-640	RETAINER, 6MM .....	-	-	1	-	-	-		
23	90672-ZB4-003	TIE, CABLE .....	-	-	4	-	-	-		
24	90683-SAO-003	CLIP, WIRE HARNESS, 25MM .....	-	-	1	-	-	-		

3

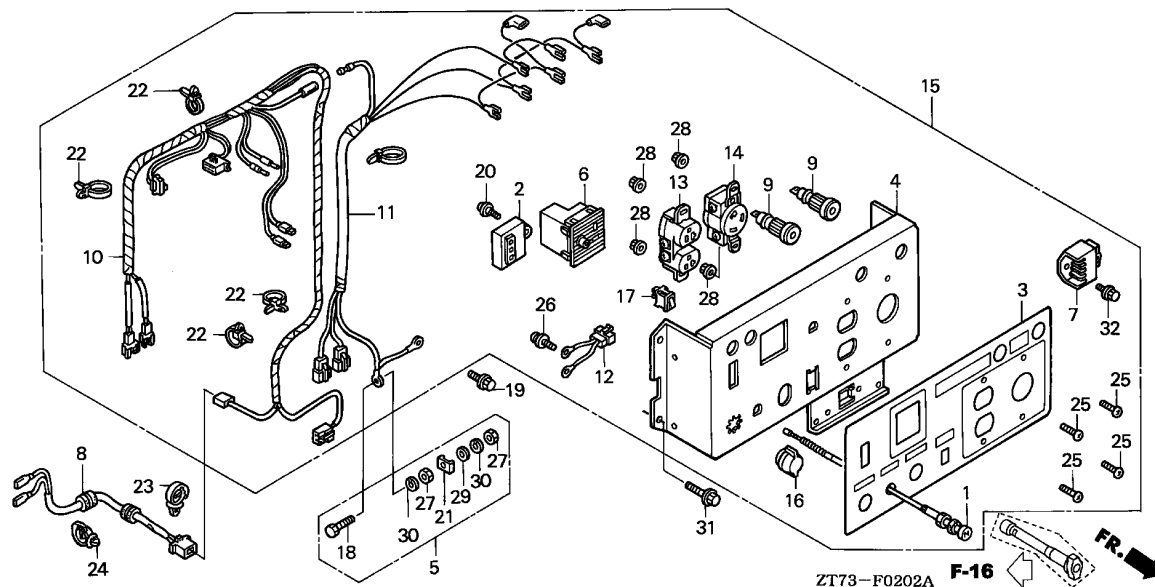


Ref. No.	Part No.	Description	Reqd. QTY						Serial No.	Parts catalogue code
			EU 26 i	EU 26 iK1	EU 2600 i	EU 30 is	EU 30 is1	EU 3000 is		
25	90691-ZB7-003	CLIP, HARNESS .....	-	-	1	-	-	-		
26	93500-04010-1H	SCREW, PAN, 4X10 .....	-	-	4	-	-	-		
27	93893-03008-18	SCREW-WASHER, 3X8 .....	-	-	2	-	-	-		
28	94001-06390-0S	NUT, HEX., 6MM .....	-	-	2	-	-	-		
29	94050-04080	NUT, FLANGE, 4MM .....	-	-	4	-	-	-		
30	94101-06800	WASHER, PLAIN, 6MM .....	-	-	1	-	-	-		
31	94111-06800	WASHER, SPRING, 6MM .....	-	-	2	-	-	-		
32	95701-06010-00	BOLT, FLANGE, 6X10 .....	-	-	4	-	-	-		
33	95701-06012-00	BOLT, FLANGE, 6X12 .....	-	-	1	-	-	-		

# F-2-2

# CONTROL PANEL(EU26I-L)

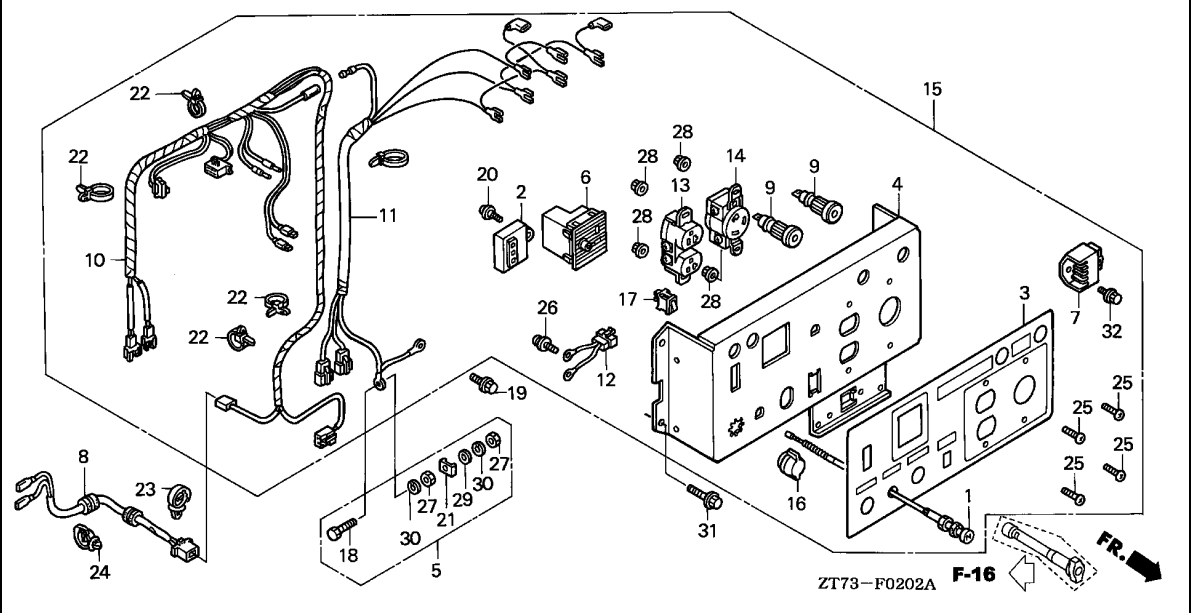
**E 7**



Ref. No.	L.O.N.	(Relative ref. Number) Description	F.R.T.
1	8111A9	CABLE, CHOKE .....	0.7
2	6141B5	IGNITION UNIT .....	0.6
4	6221N9	PANEL, GENERATOR CONTROL .....	2.0
5	6221E1	TERMINAL SET, EARTH .....	0.2
6	6221A9	CONSENT, DIRECT CURRENT .....	0.2
7	6201A8	RECTIFIER, GENERATOR (CONTROL PANEL) .....	0.2
8	6111C0	HARNESS, ENGINE WIRE .....	1.0
10	6111B9	HARNESS, CONTROL WIRE .....	1.2
11	6111D5	SUB HARNESS, CONTROL WIRE(A) (14) .....	1.0
13	6221D5	RECEPTACLE/CONSENT, CONTROL PANEL .....	0.7
	6221E5	RECEPTACLE/CONSENT, CONTROL PANEL :ALL .....	0.8
15	4131D6	PANEL ASSEMBLY, GENERATOR CONTROL .....	1.2
16	6151B9	SWITCH, CONTROL PANEL ENGINE .....	0.6
17	6151E5	SWITCH, AUTO THROTTLE .....	0.1

Ref. No.	Part No.	Description	Reqd. QTY						Serial No.	Parts catalogue code
			EU i	EU iK1	EU 2600 i	EU 30 is	EU 30 is1	EU 3000 is		
1	17950-ZS9-003	CABLE COMP., CHOKE .....	1	-	-	-	-	-	L,L/A,L/B	
2	30585-ZS9-A01	IGNITION UNIT .....	1	-	-	-	-	-	L,L/A,L/B	
3	31406-ZT7-C30	MARK, CONTROL PANEL .....	1	-	-	-	-	-	L,L/A,L/B	
4	31420-ZT7-C31	PANEL COMP., CONTROL .....	1	-	-	-	-	-	L,L/A,L/B	
5	31428-899-840	TERMINAL SET, EARTH .....	1	-	-	-	-	-	L,L/A,L/B	
6	31460-ZT7-C41	CONSENT COMP., D.C. ....	1	-	-	-	-	-	L,L/A,L/B	
7	31710-ZS9-A01	RECTIFIER ASSY. ....	1	-	-	-	-	-	L,L/A	
	31710-ZS9-A02	.....	1	-	-	-	-	1024659	L/B	
8	32110-ZS9-A00	HARNESS ASSY., ENGINE WIRE ..	1	-	-	-	-	1024660	L/B	
9	32139-ZS9-A01	SOCKET, COMPOSITE .....	2	-	-	-	-	-	L,L/A,L/B	
10	32150-ZT7-C31	HARNESS ASSY., CONTROL WIRE ..	1	-	-	-	-	-	L,L/A,L/B	
11	32196-ZS9-A31	HARNESS ASSY., CONTROL WIRE (SUB) .....	1	-	-	-	-	-	L,L/A,L/B	
12	32196-ZT7-C01	SUB CORD ASSY. ....	1	-	-	-	-	-	L,L/A,L/B	
13	32330-ZA1-631	RECEPTACLE(20A/125V) (MATSUSHITA) .....	1	-	-	-	-	-	L,L/A,L/B	
14	32332-ZB4-630	RECEPTACLE(30A/125V) .....	1	-	-	-	-	-	L,L/A,L/B	
15	32340-ZT7-C31	PANEL ASSY., CONTROL .....	1	-	-	-	-	-	L,L/A,L/B	
16	36110-ZA8-701	SWITCH ASSY., ENGINE(ORANGE) ..	1	-	-	-	-	-	L,L/A	
		.....	1	-	-	-	-	1022070	L/B	
	35120-Z11-E01	SWITCH ASSY., ENGINE STOP(RED) ..	1	-	-	-	-	1022071	L/B	
17	36214-ZS9-A00	SWITCH COMP., AUTO-THROTTLE ..	1	-	-	-	-	-	L,L/A,L/B	
18	90011-899-840	BOLT, HEX., 6X28 .....	1	-	-	-	-	-	L,L/A,L/B	
19	90013-883-000	BOLT, FLANGE, 6X12(CT200) .....	1	-	-	-	-	-	L,L/A,L/B	
20	90108-MNO-000	SCREW, PAN, 5X13 .....	1	-	-	-	-	-	L,L/A,L/B	

**3**

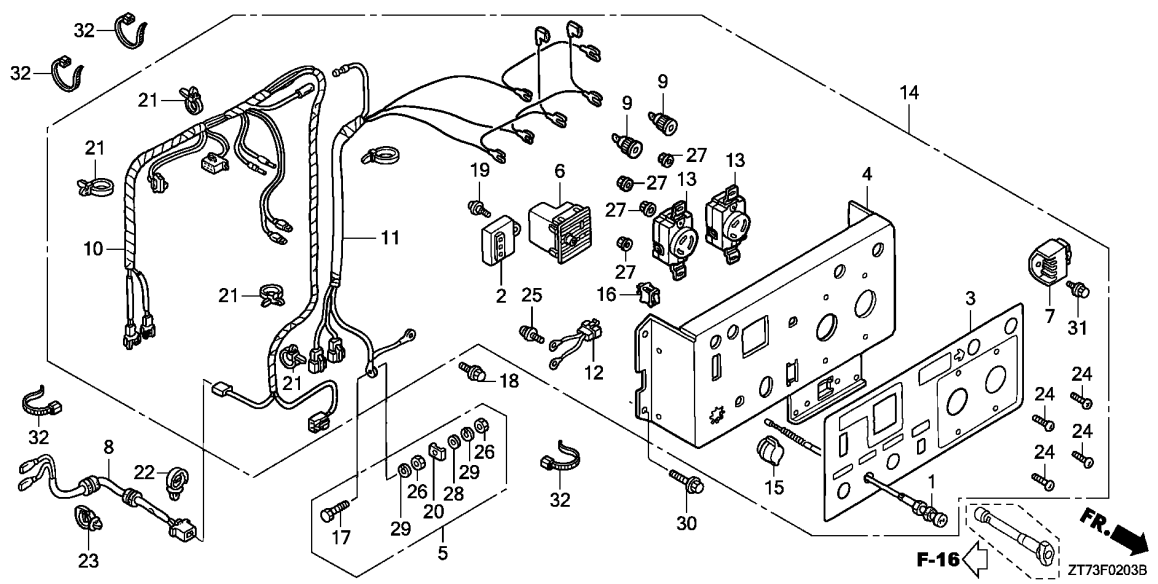


Ref. No.	Part No.	Description	Reqd. QTY						Serial No.	Parts catalogue code
			EU 26 i	EU 26 iK1	EU 2600 i	EU 30 is	EU 30 is1	EU 3000 is		
21	90501-ZA7-640	RETAINER, 6MM	1	-	-	-	-	-	L,L/A,L/B	
22	90672-ZB4-003	TIE, CABLE	4	-	-	-	-	-	L,L/A,L/B	
23	90683-SA0-003	CLIP, WIRE HARNESS, 25MM	1	-	-	-	-	-	L,L/A,L/B	
24	90691-ZB7-003	CLIP, HARNESS	1	-	-	-	-	-	L,L/A,L/B	
25	93500-04010-1H	SCREW, PAN, 4X10	4	-	-	-	-	-	L,L/A,L/B	
26	93893-03008-18	SCREW-WASHER, 3X8	2	-	-	-	-	-	L,L/A,L/B	
27	94001-06390-0S	NUT, HEX., 6MM	2	-	-	-	-	-	L,L/A,L/B	
28	94050-04080	NUT, FLANGE, 4MM	4	-	-	-	-	-	L,L/A,L/B	
29	94101-06800	WASHER, PLAIN, 6MM	1	-	-	-	-	-	L,L/A,L/B	
30	94111-06800	WASHER, SPRING, 6MM	2	-	-	-	-	-	L,L/A,L/B	
31	95701-06010-00	BOLT, FLANGE, 6X10	4	-	-	-	-	-	L,L/A,L/B	
32	95701-06012-00	BOLT, FLANGE, 6X12	1	-	-	-	-	-	L,L/A,L/B	

F-2-3

CONTROL PANEL(EU26I-R,S/EU26IK1-R)

E 9



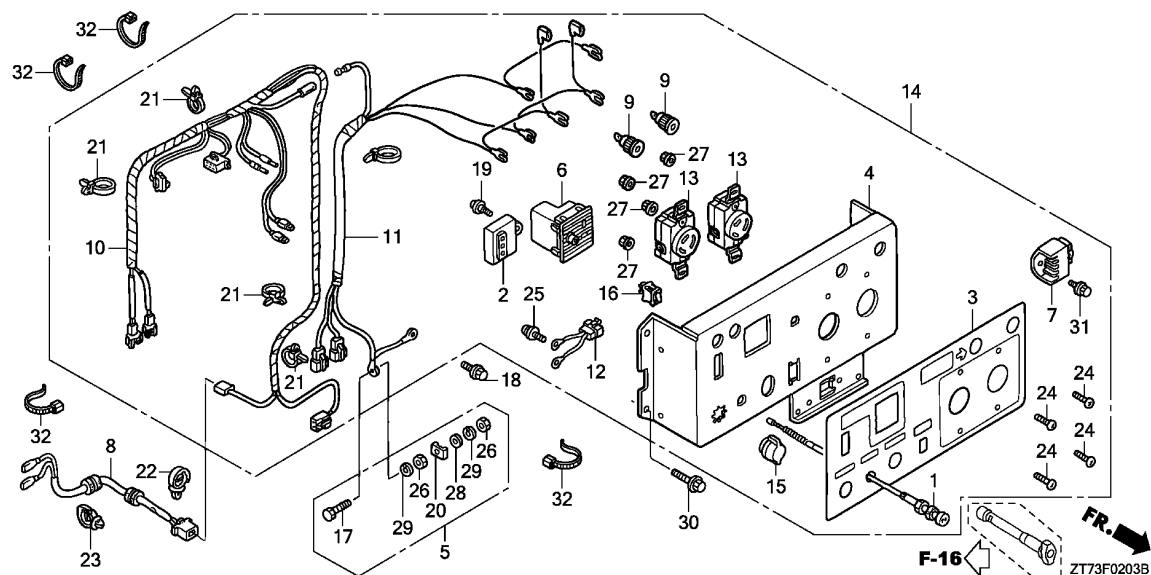
Ref. No.	L.O.N.	(Relative ref. Number) Description	F.R.T.
1	8111A9	CABLE, CHOKE .....	0.7
2	6141B5	IGNITION UNIT .....	0.6
4	6221N9	PANEL, GENERATOR CONTROL .....	2.0
5	6221E1	TERMINAL SET, EARTH .....	0.2
6	6221A9	CONSENT, DIRECT CURRENT .....	0.2
7	6201A8	RECTIFIER, GENERATOR (CONTROL PANEL) .....	0.2
8	6111C0	HARNESS, ENGINE WIRE .....	1.0
10	6111B9	HARNESS, CONTROL WIRE .....	1.2
11	6111D6	SUB HARNESS, CONTROL WIRE(B) .....	0.8
13	6221D5	RECEPTACLE/CONSENT, CONTROL PANEL .....	0.7
	6221E5	RECEPTACLE/CONSENT, CONTROL PANEL :ALL .....	0.8
14	4131D6	PANEL ASSEMBLY, GENERATOR CONTROL .....	1.2
15	6151B9	SWITCH, CONTROL PANEL ENGINE .....	0.6
16	6151E5	SWITCH, AUTO THROTTLE .....	0.1

Ref. No.	Part No.	Description	Reqd. QTY						Serial No.	Parts catalogue code
			EU 26 i	EU 26 iK1	EU 2600 i	EU 30 is	EU 30 is1	EU 3000 is		
1	17950-ZS9-003	CABLE COMP., CHOKE .....	1	1	-	-	-	-	R,R/A,R/B,S,S/A,S/B	
2	30585-ZS9-A01	IGNITION UNIT .....	1	-	-	-	-	-	R,R/A,S,S/A,S/B	
	30585-ZS9-A02	.....	1	-	-	-	-	-	R/B	
	30585-ZS9-A01	.....	1	-	-	-	-	1024820	R/B	
	30585-ZS9-A02	.....	-	1	-	-	-	-	R	
3	31406-ZT7-D60	MARK, CONTROL PANEL .....	1	1	-	-	-	-	R,R/A,R/B,S,S/A,S/B	
4	31420-ZT7-D61	PANEL COMP., CONTROL .....	1	1	-	-	-	-	R,R/A,R/B,S,S/A,S/B	
5	31428-899-840	TERMINAL SET, EARTH .....	1	1	-	-	-	-	R,R/A,R/B,S,S/A,S/B	
6	31460-ZT7-C41	CONSENT COMP., D.C. ....	1	1	-	-	-	-	R,R/A,R/B,S,S/A,S/B	
7	31710-ZS9-A01	RECTIFIER ASSY. ....	1	-	-	-	-	-	R,R/A,S,S/A	
	31710-ZS9-A02	.....	1	-	-	-	-	-	R/B	
	31710-ZS9-A01	.....	1	-	-	-	-	1024659	R/B,S/B	
	31710-ZS9-A02	.....	1	-	-	-	-	1024660	S/B	
		.....	-	1	-	-	-	-	R	
8	32110-ZS9-A00	HARNESS ASSY., ENGINE WIRE ..	1	1	-	-	-	-	R,R/A,R/B,S,S/A,S/B	
9	32139-ZC3-G01	SOCKET, COMPOSITE .....	2	2	-	-	-	-	R,R/A,R/B,S,S/A,S/B	
10	32150-ZT7-C61	HARNESS ASSY., CONTROL WIRE ..	1	-	-	-	-	-	R,R/A,R/B	
	32150-ZT7-C31	.....	1	-	-	-	-	-	S,S/A,S/B	
	32150-ZT7-F61	.....	-	1	-	-	-	-	R	
11	32196-ZS9-B61	HARNESS ASSY., CONTROL WIRE (SUB)	1	-	-	-	-	-	R,R/A,R/B,S,S/A,S/B	
	32100-ZS9-C71	HARNESS ASSY., MAIN WIRE .....	-	1	-	-	-	-	R	
12	32196-ZT7-C01	SUB CORD ASSY. ....	1	1	-	-	-	-	R,R/A,R/B,S,S/A,S/B	
13	32331-880-680	CONSENT(20A/250V) .....	2	2	-	-	-	-	R,R/A,R/B,S,S/A,S/B	
14	32340-ZT7-D61	PANEL ASSY., CONTROL .....	1	-	-	-	-	-	R,R/A,R/B	
	32340-ZT7-C71	.....	1	-	-	-	-	-	S,S/A,S/B	
15	36110-ZA8-701	SWITCH ASSY., ENGINE(ORANGE)	1	-	-	-	-	-	R,R/A,S,S/A	

F-2-3

CONTROL PANEL(EU26I-R,S/EU26IK1-R)

E10



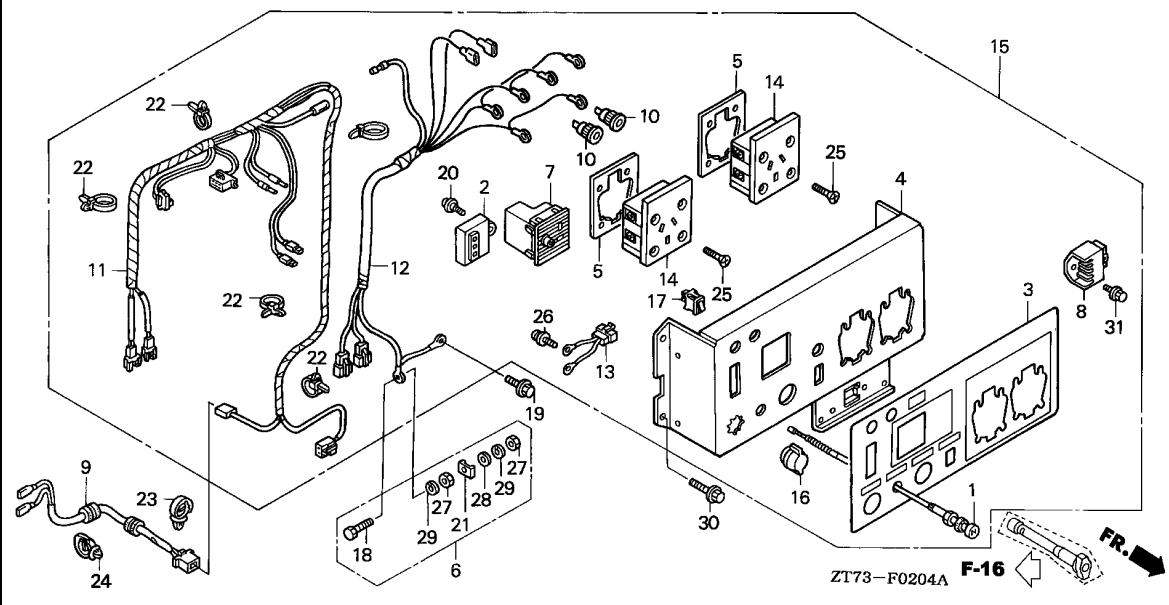
Ref. No.	Part No.	Description	Reqd. QTY						Serial No.	Parts catalogue code
			EU 26 i	EU 26 iK1	EU 2600 i	EU 30 is	EU 30 is1	EU 3000 is		
15)	35120-Z11-E01	SWITCH ASSY., ENGINE STOP(RED)	1	-	-	-	-	-	R/B	
	36110-ZA8-701	SWITCH ASSY., ENGINE(ORANGE)	1	-	-	-	-	1022070	R/B,S/B	
	35120-Z11-E01	SWITCH ASSY., ENGINE STOP(RED)	1	-	-	-	-	1022071	S/B	
			-	1	-	-	-		R	
16	36214-ZS9-A00	SWITCH COMP., AUTO-THROTTLE	1	-	-	-	-		R,R/A,S,S/A,S/B	
	36214-ZS9-A01	.....	1	-	-	-	-		R/B	
	36214-ZS9-A00	.....	1	-	-	-	-	1026063	R/B	
	36214-ZS9-A01	.....	-	1	-	-	-		R	
17	90011-899-840	BOLT, HEX., 6X28	1	1	-	-	-		R,R/A,R/B,S,S/A,S/B	
18	90013-883-000	BOLT, FLANGE, 6X12(CT200)	1	1	-	-	-		R,R/A,R/B,S,S/A,S/B	
19	90108-MN0-000	SCREW, PAN, 5X13	1	1	-	-	-		R,R/A,R/B,S,S/A,S/B	
20	90501-ZA7-640	RETAINER, 6MM	1	1	-	-	-		R,R/A,R/B,S,S/A,S/B	
21	90672-ZB4-003	TIE, CABLE	4	4	-	-	-		R,R/A,R/B,S,S/A,S/B	
22	90683-SA0-003	CLIP, WIRE HARNESS, 25MM	1	1	-	-	-		R,R/A,R/B,S,S/A,S/B	
23	90691-ZB7-003	CLIP, HARNESS	1	1	-	-	-		R,R/A,R/B,S,S/A,S/B	
24	93500-04010-1H	SCREW, PAN, 4X10	4	4	-	-	-		R,R/A,R/B,S,S/A,S/B	
25	93893-03008-18	SCREW-WASHER, 3X8	2	2	-	-	-		R,R/A,R/B,S,S/A,S/B	
26	94001-06390-0S	NUT, HEX., 6MM	2	2	-	-	-		R,R/A,R/B,S,S/A,S/B	
27	94050-04080	NUT, FLANGE, 4MM	4	4	-	-	-		R,R/A,R/B,S,S/A,S/B	
28	94101-06800	WASHER, PLAIN, 6MM	1	1	-	-	-		R,R/A,R/B,S,S/A,S/B	
29	94111-06800	WASHER, SPRING, 6MM	2	2	-	-	-		R,R/A,R/B,S,S/A,S/B	
30	95701-06010-00	BOLT, FLANGE, 6X10	4	4	-	-	-		R,R/A,R/B,S,S/A,S/B	
31	95701-06012-00	BOLT, FLANGE, 6X12	1	1	-	-	-		R,R/A,R/B,S,S/A,S/B	
32	90650-KV6-003	BAND, WIRE, 95MM	-	4	-	-	-		R	

3

# F-2-4

# CONTROL PANEL(EU26I-U)

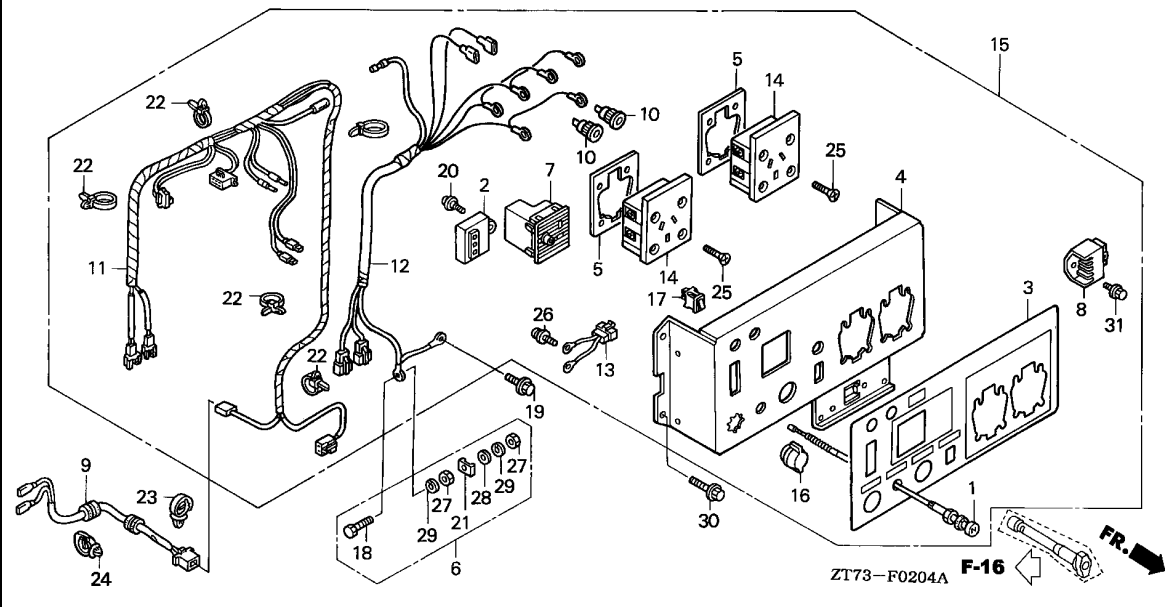
E11



Ref. No.	L.O.N.	(Relative ref. Number) Description	F.R.T.
1	8111A9	CABLE, CHOKE .....	0.7
2	6141B5	IGNITION UNIT .....	0.6
4	6221N9	PANEL, GENERATOR CONTROL .....	2.0
6	6221E1	TERMINAL SET, EARTH .....	0.2
7	6221A9	CONSENT, DIRECT CURRENT .....	0.2
8	6201A8	RECTIFIER, GENERATOR (CONTROL PANEL) .....	0.2
9	6111C0	HARNESS, ENGINE WIRE .....	1.0
11	6111B9	HARNESS, CONTROL WIRE .....	1.2
12	6111D6	SUB HARNESS, CONTROL WIRE(B) .....	0.8
14	6221D5	RECEPTACLE/CONSENT, CONTROL PANEL .....	0.7
	6221E5	RECEPTACLE/CONSENT, CONTROL PANEL :ALL .....	0.8
15	4131D6	PANEL ASSEMBLY, GENERATOR CONTROL .....	1.2
16	6151B9	SWITCH, CONTROL PANEL ENGINE .....	0.6
17	6151E5	SWITCH, AUTO THROTTLE .....	0.1

3

Ref. No.	Part No.	Description	Reqd. QTY						Serial No.	Parts catalogue code
			EU 26 i	EU 26 iK1	EU 2600 i	EU 30 is	EU 30 is1	EU 3000 is		
1	17950-ZS9-003	CABLE COMP., CHOKE .....	1	-	-	-	-	-	U,U/A,U/B	
2	30585-ZS9-A01	IGNITION UNIT .....	1	-	-	-	-	-	U,U/A,U/B	
3	31406-ZT7-C80	MARK, CONTROL PANEL .....	1	-	-	-	-	-	U,U/A,U/B	
4	31420-ZT7-C81	PANEL COMP., CONTROL .....	1	-	-	-	-	-	U,U/A,U/B	
5	31426-ZA8-761	PLATE, CONSENT SETTING .....	2	-	-	-	-	-	U,U/A,U/B	
6	31428-899-840	TERMINAL SET, EARTH .....	1	-	-	-	-	-	U,U/A,U/B	
7	31460-ZT7-C41	CONSENT COMP., D.C. ....	1	-	-	-	-	-	U,U/A,U/B	
8	31710-ZS9-A01	RECTIFIER ASSY. ....	1	-	-	-	-	1024659	U,U/A	
	31710-ZS9-A02	.....	1	-	-	-	-	1024660	U/B	
9	32110-ZS9-A00	HARNESS ASSY., ENGINE WIRE ..	1	-	-	-	-	-	U,U/A,U/B	
10	32139-ZC3-G01	SOCKET, COMPOSITE .....	2	-	-	-	-	-	U,U/A,U/B	
11	32150-ZT7-C61	HARNESS ASSY., CONTROL WIRE ..	1	-	-	-	-	-	U,U/A,U/B	
12	32196-ZS9-A81	HARNESS ASSY., CONTROL WIRE (SUB)	1	-	-	-	-	-	U,U/A,U/B	
13	32196-ZT7-C01	SUB CORD ASSY. ....	1	-	-	-	-	-	U,U/A,U/B	
14	32332-892-660	SOCKET(10A/250V) .....	2	-	-	-	-	-	U,U/A,U/B	
15	32340-ZT7-C81	PANEL ASSY., CONTROL .....	1	-	-	-	-	-	U,U/A,U/B	
16	36110-ZA8-701	SWITCH ASSY., ENGINE(ORANGE)	1	-	-	-	-	-	U,U/A	
	35120-Z11-E01	SWITCH ASSY., ENGINE STOP(RED)	1	-	-	-	-	1022070	U/B	
17	36214-ZS9-A00	SWITCH COMP., AUTO-THROTTLE ..	1	-	-	-	-	1022071	U/B	
18	90011-899-840	BOLT, HEX., 6X28 .....	1	-	-	-	-	-	U,U/A,U/B	
19	90013-883-000	BOLT, FLANGE, 6X12(CT200) ....	1	-	-	-	-	-	U,U/A,U/B	
20	90108-MN0-000	SCREW, PAN, 5X13 .....	1	-	-	-	-	-	U,U/A,U/B	

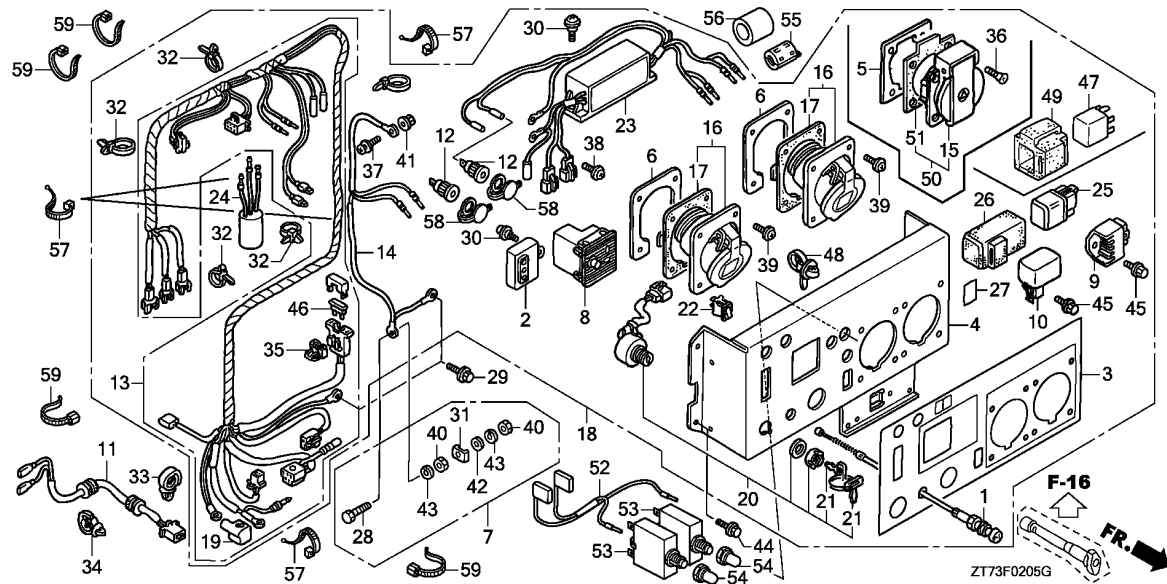


Ref. No.	Part No.	Description	Reqd. QTY						Serial No.	Parts catalogue code
			EU 26 i	EU 26 iK1	EU 2600 i	EU 30 is	EU 30 is1	EU 3000 is		
21	90501-ZA7-640	RETAINER, 6MM	1	-	-	-	-	-	U,U/A,U/B	
22	90672-ZB4-003	TIE, CABLE	4	-	-	-	-	-	U,U/A,U/B	
23	90683-SA0-003	CLIP, WIRE HARNESS, 25MM	1	-	-	-	-	-	U,U/A,U/B	
24	90691-ZB7-003	CLIP, HARNESS	1	-	-	-	-	-	U,U/A,U/B	
25	93600-04016-1G	SCREW, FLAT, 4X16	8	-	-	-	-	-	U,U/A,U/B	
26	93893-03008-18	SCREW-WASHER, 3X8	2	-	-	-	-	-	U,U/A,U/B	
27	94001-06390-0S	NUT, HEX., 6MM	2	-	-	-	-	-	U,U/A,U/B	
28	94101-06800	WASHER, PLAIN, 6MM	1	-	-	-	-	-	U,U/A,U/B	
29	94111-06800	WASHER, SPRING, 6MM	2	-	-	-	-	-	U,U/A,U/B	
30	95701-06010-00	BOLT, FLANGE, 6X10	4	-	-	-	-	-	U,U/A,U/B	
31	95701-06012-00	BOLT, FLANGE, 6X12	1	-	-	-	-	-	U,U/A,U/B	

F-2-5

CONTROL PANEL(EU30IS-B,F,G/EU30IS1-B,CL,F,G,GW,RG)

E13



Ref. No.	L.O.N.	(Relative ref. Number) Description	F.R.T.
1	8111A9	CABLE, CHOKE .....	0.7
2	6141B5	IGNITION UNIT .....	0.6
4	6221N9	PANEL, GENERATOR CONTROL .....	2.0
7	6221E1	TERMINAL SET, EARTH .....	0.2
8	6221A9	CONSENT, DIRECT CURRENT .....	0.2
9	6201A8	RECTIFIER, GENERATOR (CONTROL PANEL) .....	0.2
10	6201A8	RECTIFIER, GENERATOR (CONTROL PANEL) .....	0.2
11	6111C0	HARNESS, ENGINE WIRE .....	1.0
13	6111B9	HARNESS, CONTROL WIRE .....	1.4
14	6111D4	SUB HARNESS, CONTROL WIRE (15,17) .....	0.6
16	6221D5	RECEPTACLE/CONSENT, CONTROL PANEL .....	0.7
	6221E5	RECEPTACLE/CONSENT, CONTROL PANEL :ALL .....	0.8
18	4131D6	PANEL ASSEMBLY, GENERATOR CONTROL .....	1.2
20	6151E1	SWITCH, COMBINATION .....	0.6
22	6151E5	SWITCH, AUTO THROTTLE .....	0.1
23	6221B4	FILTER, NOISE (47) .....	0.8
25	612111	RELAY, STARTER .....	0.2
46	8121A7	FUSE, BLADE .....	0.1

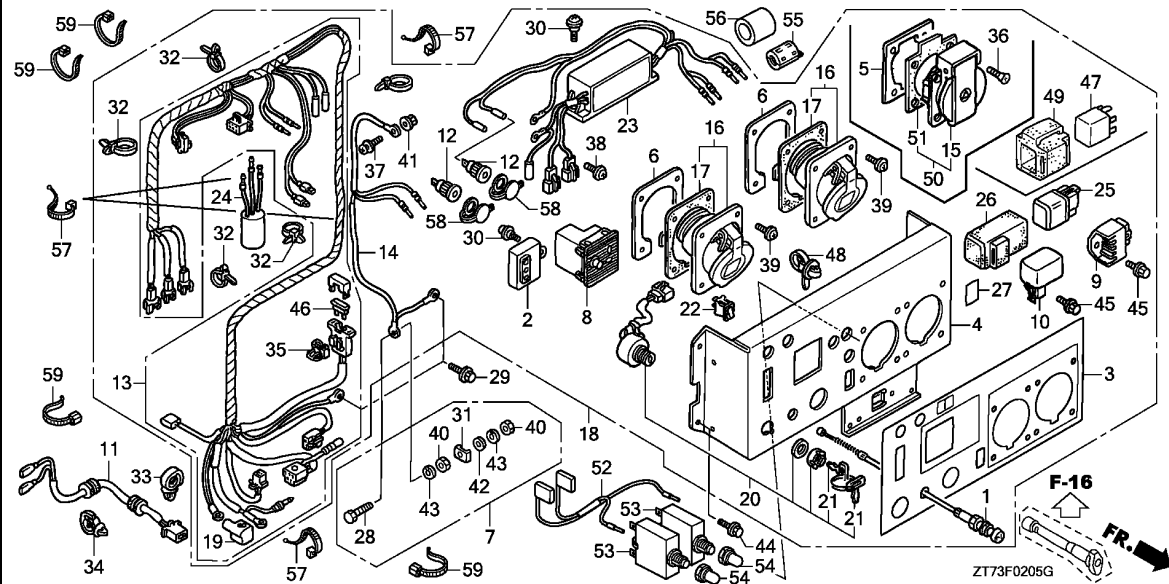
3

Ref. No.	Part No.	Description	Reqd. QTY						Serial No.	Parts catalogue code
			EU 26 i	EU 26 iK1	EU 2600 i	EU 30 is	EU 30 is1	EU 3000 is		
1	17950-ZS9-003	CABLE COMP., CHOKE .....	-	-	-	1	1	-	B,B/A,B/B,CL,F,F/A,F/B,G,G/A,G/B,GW,RG	
2	30585-ZS9-A01	IGNITION UNIT .....	-	-	-	1	-	-	B,B/A,F,F/A,G,G/A	
	30585-ZS9-A02	.....	-	-	-	1	-	-	CL,RG	
	30585-ZS9-A01	.....	-	-	-	1	-	1237040	B/B,F/B,G/B,GW	
	30585-ZS9-A02	.....	-	-	-	1	-	1237041	B/B,F/B,G/B,GW	
3	31406-ZS9-A90	MARK, CONTROL PANEL .....	-	-	-	1	-	-	B,CL,F,G,GW,RG	
	31406-ZS9-C60	.....	-	-	-	1	-	-	B,B/A	
	31406-ZS9-A60	.....	-	-	-	1	-	-	CL,RG	
	31406-ZS9-A90	.....	-	-	-	1	-	-	F,F/A,G,G/A	
	31406-ZS9-A60	.....	-	-	-	1	-	1308317	B/B	
	31406-ZS9-C90	.....	-	-	-	1	-	1308408	F/B,G/B,GW	
	31406-ZS9-C60	.....	-	-	-	1	-	1308318	B/B	
	31406-ZS9-C90	.....	-	-	-	1	-	1308409	F/B,G/B,GW	
	31406-ZS9-C60	.....	-	-	-	1	-	-	B	
4	31420-ZS9-A91	PANEL COMP., CONTROL .....	-	-	-	1	-	-	CL,F,G,GW,RG	
	31420-ZS9-C61	.....	-	-	-	1	-	-	B,B/A	
	31420-ZS9-A61	.....	-	-	-	1	-	-	CL,RG	
	31420-ZS9-A91	.....	-	-	-	1	-	-	F,F/A,G,G/A	
	31420-ZS9-A61	.....	-	-	-	1	-	1308317	B/B	
	31420-ZS9-C91	.....	-	-	-	1	-	1308408	F/B,G/B,GW	
	31420-ZS9-C61	.....	-	-	-	1	-	1308318	B/B	
	31420-ZS9-C91	.....	-	-	-	1	-	1308409	F/B,G/B,GW	
	31420-ZS9-C61	.....	-	-	-	1	-	-	B	
5	31426-ZA8-761	PLATE, CONSENT SETTING .....	-	-	-	2	2	-	CL,F,G,GW,RG	
		.....	-	-	-	2	2	-	CL,F,F/A,F/B,G,G/A,G/B,GW,RG	
6	31426-ZB7-691	PLATE SET, CONSENT .....	-	-	-	2	2	-	B,B/A,B/B	
7	31428-899-840	TERMINAL SET, EARTH .....	-	-	-	1	1	-	B,B/A,B/B,CL,F,F/A,F/B,G,G/A,G/B,GW,RG	
8	31460-ZS9-A01	CONSENT COMP., D.C. ....	-	-	-	1	1	-	B,B/A,B/B,CL,F,F/A,F/B,G,G/A,G/B,GW,RG	

# F-2-5

# CONTROL PANEL(EU30IS-B,F,G/EU30IS1-B,CL,F,G,GW,RG)

E14



Ref. No.	L.O.N.	(Relative ref. Number) Description	F.R.T.
53	6221D4	PROTECTOR, CIRCUIT .....	0.7
	6221D4A	.Replace one add .....	0.1

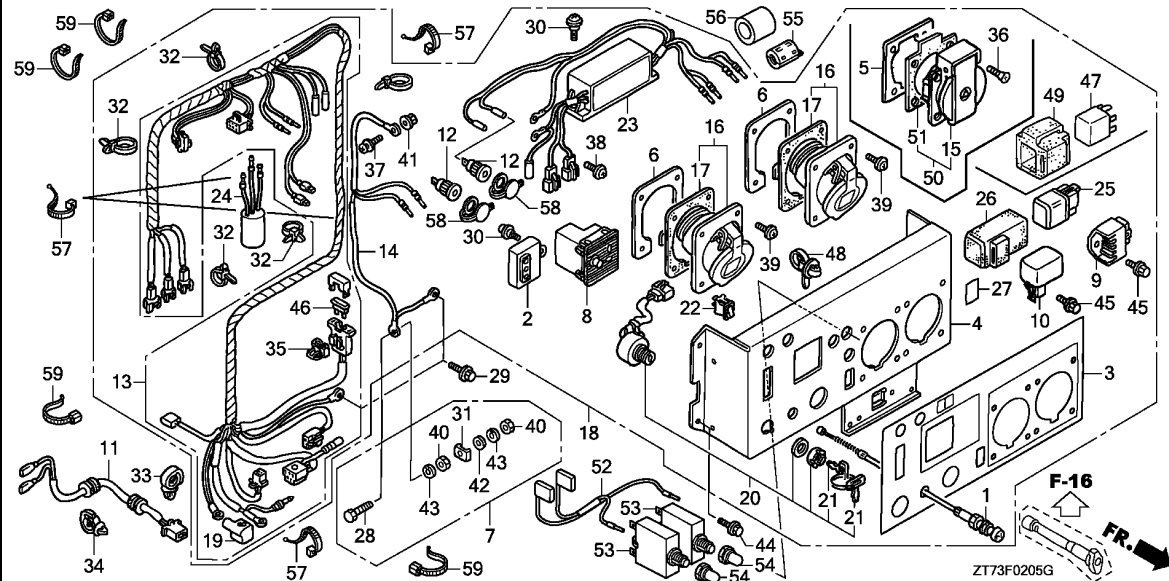
Ref. No.	Part No.	Description	Reqd. QTY						Serial No.	Parts catalogue code
			EU 26 i	EU 26 iK1	EU 2600 i	EU 30 is	EU 30 is1	EU 3000 is		
9	31710-ZS9-A01	RECTIFIER ASSY. ....	-	-	-	1	-	-	B,B/A,F,F/A,G,G/A	
	31710-ZS9-A02	.....	-	-	-	1	-	-	CL,RG	
	31710-ZS9-A01	.....	-	-	-	1	-	1231269	B/B,F/B,G/B,GW	
	31710-ZS9-A02	.....	-	-	-	1	-	1231270	B/B,F/B,G/B,GW	
10	31750-ZS9-A01	RECTIFIER COMP., REGULATOR ..	-	-	-	1	-	-	B,CL,F,G,GW,RG	
	31750-ZS9-A02	.....	-	-	-	1	-	-	B,B/A,F,F/A,G,G/A	
	31750-ZS9-A01	.....	-	-	-	1	-	-	CL,RG	
	31750-ZS9-A02	.....	-	-	-	1	-	1237040	B/B,F/B,G/B,GW	
	31750-ZS9-A02	.....	-	-	-	1	-	1237041	B/B,F/B,G/B,GW	
	31750-ZS9-A02	.....	-	-	-	1	-	-	B,CL,F,G,GW,RG	
11	32110-ZS9-A00	HARNESS ASSY., ENGINE WIRE ..	-	-	-	1	1	-	B,B/A,B/B,CL,F,F/A,F/B,G,G/A,G/B,GW,RG	
12	32139-ZC3-G01	SOCKET, COMPOSITE .....	-	-	-	2	2	-	B,B/A,B/B,CL,F,F/A,F/B,G,G/A,G/B,GW,RG	
13	32150-ZS9-A92	HARNESS ASSY., CONTROL WIRE ..	-	-	-	1	-	-	B/A,F/A,G/A	
	32150-ZS9-C91	.....	-	-	-	1	-	-	CL,RG	
	32150-ZS9-A91	.....	-	-	-	1	-	1015318	B,F,G	
	32150-ZS9-A92	.....	-	-	-	1	-	1308317	B/B	
	32150-ZS9-A92	.....	-	-	-	1	-	1308408	F/B,G/B,GW	
	32150-ZS9-C91	.....	-	-	-	1	-	1015319	B,F,G	
	32150-ZS9-C61	.....	-	-	-	1	-	1308318	B/B	
	32150-ZS9-C61	.....	-	-	-	1	-	1308409	F/B,G/B,GW	
14	32196-ZS9-A61	HARNESS ASSY., CONTROL WIRE (SUB)	-	-	-	1	1	-	B,CL,F,G,GW,RG	
15	32331-Z25-A60	RECEPTACLE(16A-250V) .....	-	-	-	2	-	-	B,B/A,B/B,CL,F,F/A,F/B,G,G/A,G/B,GW,RG	
	32331-ZA8-650	RECEPTACLE(10-16A/250V) .....	-	-	-	2	-	-	CL,RG	
	32331-875-610	RECEPTACLE(16A/250V) .....	-	-	-	2	-	-	F,F/A	
	32331-875-610	.....	-	-	-	2	-	-	G,G/A	
	32331-875-610	.....	-	-	-	2	-	1202468	G/B	
	32331-ZA8-650	RECEPTACLE(10-16A/250V) .....	-	-	-	2	-	1205107	F/B	

3

# F-2-5

# CONTROL PANEL(EU30IS-B,F,G/EU30IS1-B,CL,F,G,GW,RG)

E15



Ref. No.	Part No.	Description	Reqd. QTY						Serial No.	Parts catalogue code	
			EU 26	EU 26 iK1	EU 2600	EU 30	EU 30 is1	EU 3000			
15)	32331-ZT3-C60	RECEPTACLE(16A/250V)	-	-	-	2	-	-	1308408	GW	
	32331-ZT3-D50	RECEPTACLE(10-16A/250V)	-	-	-	2	-	1202469	1308408	G/B	
	32331-Z25-B50	RECEPTACLE(10/16A-250V)	-	-	-	2	-	1205108	1308408	F/B	
	32331-Z25-A60	RECEPTACLE(16A-250V)	-	-	-	2	-	1308409	-----	F/B	
	32331-Z25-B50	RECEPTACLE(10/16A-250V)	-	-	-	2	-	1308409	-----	G/B,GW	
			-	-	-	2	-	-----	-----	CL,G,GW,RG	
			-	-	-	2	-	-----	-----	F	
16	32331-ZB3-G90	RECEPTACLE(16A/240V)	-	-	-	2	-	-----	-----	B,B/A,B/B	
	32330-Z11-A90		-	-	-	2	-	-----	-----	B	
17	32335-898-690	PACKING, RECEPTACLE	-	-	-	2	-	-----	-----	B,B/A,B/B	
	32335-Z11-A90	PACKING	-	-	-	2	-	-----	-----	B	
18	32340-ZS9-A92	PANEL ASSY., CONTROL(###)	-	-	-	1	-	-----	-----	B/A	
	32340-ZS9-B52	PANEL ASSY., CONTROL	-	-	-	1	-	-----	-----	F/A	
	32340-ZS9-A62		-	-	-	1	-	-----	-----	G/A	
	32340-ZS9-A91	PANEL ASSY., CONTROL(###)	-	-	-	1	-	1015318	-----	B	
	32340-ZS9-B51		-	-	-	1	-	1015318	-----	F	
	32340-ZS9-A61	PANEL ASSY., CONTROL	-	-	-	1	-	1015318	-----	G	
	32340-ZS9-A62		-	-	-	1	-	1238177	-----	G/B,GW	
	32340-ZS9-A92	PANEL ASSY., CONTROL(###)	-	-	-	1	-	-----	-----	1308317	B/B
	32340-ZS9-B52	PANEL ASSY., CONTROL	-	-	-	1	-	-----	-----	1308408	F/B
	32340-ZS9-A92	PANEL ASSY., CONTROL(###)	-	-	-	1	-	1015319	-----	B	
	32340-ZS9-B52	PANEL ASSY., CONTROL	-	-	-	1	-	1015319	-----	F	
	32340-ZS9-A62		-	-	-	1	-	1015319	-----	G	
	32340-ZS9-A63		-	-	-	1	-	1238178	1308408	G/B,GW	
19	32412-MJ6-000	COVER, BATTERY TERMINAL	-	-	-	1	1	-----	-----	B,B/A,B/B,CL,F,F/A,F/B,G,G/A,G/B,GW,RG	
20	35100-ZB4-013	SWITCH ASSY., COMBINATION	-	-	-	1	-	-----	-----	B,B/A,F,F/A,G,G/A	
	35100-ZB4-023		-	-	-	1	-	-----	-----	CL,RG	
	35100-ZB4-013		-	-	-	1	-	-----	-----	1238177	B/B,F/B,G/B,GW

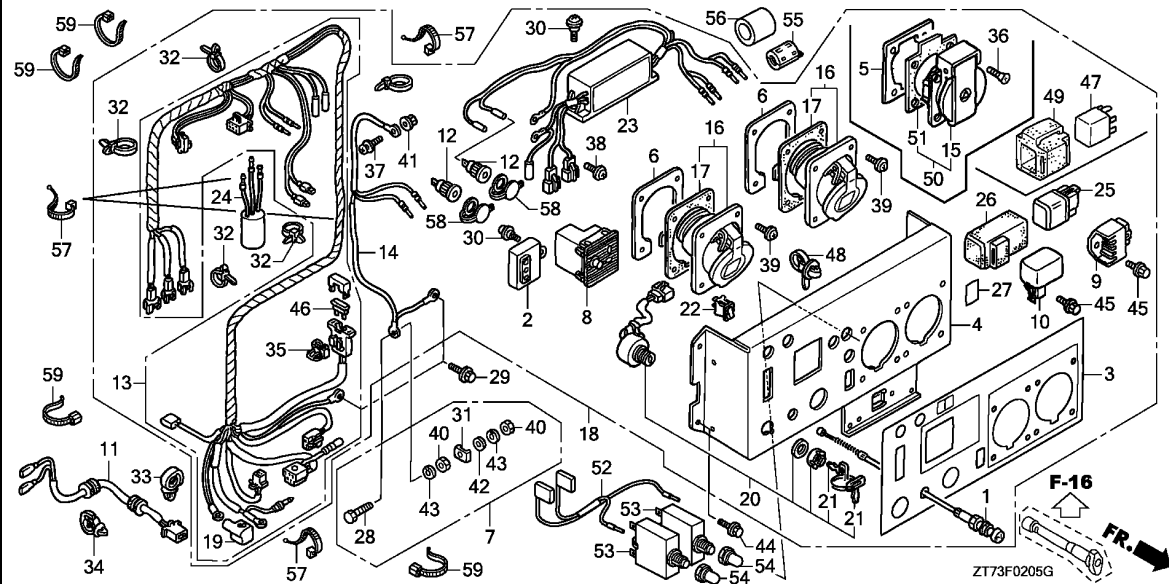
3

Ref. No.	Part No.	Description	Reqd. QTY						Serial No.	Parts catalogue code
			EU 26 i	EU 26 iK1	EU 2600 i	EU 30 is	EU 30 is1	EU 3000 is		
20)	35100-ZB4-023	SWITCH ASSY., COMBINATION ...	-	-	-	1	-	1238178	B/B,F/B,G/B,GW B,CL,F,G,GW,RG	
21	35111-880-003	KEY COMP. ....	-	-	-	2	-		B,F,G	
	35111-880-013	.....	-	-	-	2	-		B/B,CL,F/B,G/B,GW,RG	
	35111-880-003	.....	-	-	-	2	-	1090078	B/A,F/A,G/A	
	35111-880-013	.....	-	-	-	2	-	1090079	B/A,F/A,G/A	
			-	-	-	2	-		B,CL,F,G,GW,RG	
22	36214-ZS9-A00	SWITCH COMP., AUTO-THROTTLE .	-	-	-	1	-		B,B/A,F,F/A,G,G/A	
	36214-ZS9-A01	.....	-	-	-	1	-		CL,RG	
	36214-ZS9-A00	.....	-	-	-	1	-	1272785	B/B,F/B,G/B,GW	
	36214-ZS9-A01	.....	-	-	-	1	-	1272786	B/B,F/B,G/B,GW	
			-	-	-	1	-		B,CL,F,G,GW,RG	
23	38390-ZS9-A61	FILTER ASSY., NOISE(AC) .....	-	-	-	1	-		B,B/A,F,F/A,G,G/A	
	38390-ZS9-C61	.....	-	-	-	1	-		CL,RG	
	38390-ZS9-A61	.....	-	-	-	1	-	1308318	B/B	
			-	-	-	1	-	1308408	F/B,G/B,GW	
	38390-ZS9-C61	.....	-	-	-	1	-	1308318	B/B	
			-	-	-	1	-	1308409	F/B,G/B,GW	
	38390-ZS9-D91	.....	-	-	-	1	-		B,CL,F,G,GW,RG	
24	38395-ZS9-A61	FILTER ASSY., NOISE(DC) .....	-	-	-	1	-		B,B/A,B/B,CL,F,F/A,F/B,G,G/A,G/B,GW,RG	
25	38501-KG8-004	RELAY COMP., STARTER(TATEISHI)	-	-	-	1	-	1015318	B,F,G	
26	38506-KG8-004	SUSPENSION, STARTER RELAY (OMRON)	-	-	-	1	-	1015318	B,F,G	
27	87117-ZS9-A60	MARK, FUSE .....	-	-	-	1	1		B,B/A,B/B,CL,F,F/A,F/B,G,G/A,G/B,GW,RG	
28	90011-899-840	BOLT, HEX., 6X28 .....	-	-	-	1	1		B,B/A,B/B,CL,F,F/A,F/B,G,G/A,G/B,GW,RG	
29	90013-883-000	BOLT, FLANGE, 6X12(CT200) ...	-	-	-	2	2		B,B/A,B/B,CL,F,F/A,F/B,G,G/A,G/B,GW,RG	
30	90108-MN0-000	SCREW, PAN, 5X13 .....	-	-	-	3	3		B,B/A,B/B,CL,F,F/A,F/B,G,G/A,G/B,GW,RG	
31	90501-ZA7-640	RETAINER, 6MM .....	-	-	-	1	1		B,B/A,B/B,CL,F,F/A,F/B,G,G/A,G/B,GW,RG	
32	90672-ZB4-003	TIE, CABLE .....	-	-	-	4	4		B,B/A,B/B,CL,F,F/A,F/B,G,G/A,G/B,GW,RG	
33	90683-SA0-003	CLIP, WIRE HARNESS, 25MM .....	-	-	-	1	1		B,B/A,B/B,CL,F,F/A,F/B,G,G/A,G/B,GW,RG	
34	90691-ZB7-003	CLIP, HARNESS .....	-	-	-	1	1		B,B/A,B/B,CL,F,F/A,F/B,G,G/A,G/B,GW,RG	
35	91565-SH3-003	CLIP, COUPLER HOLDER(BROWN) .	-	-	-	1	1		B,B/A,B/B,CL,F,F/A,F/B,G,G/A,G/B,GW,RG	
36	93600-04016-1G	SCREW, FLAT, 4X16 .....	-	-	-	8	8		CL,F,F/A,F/B,G,G/A,G/B,GW,RG	
37	93893-04010-18	SCREW-WASHER, 4X10 .....	-	-	-	1	1		B,B/A,B/B,CL,F,F/A,F/B,G,G/A,G/B,GW,RG	
38	93893-05010-18	SCREW-WASHER, 5X10 .....	-	-	-	2	2		B,B/A,B/B,CL,F,F/A,F/B,G,G/A,G/B,GW,RG	
39	93893-05016-18	SCREW-WASHER, 5X16 .....	-	-	-	8	-		B,B/A,B/B	
	93893-05020-18	SCREW-WASHER, 5X20 .....	-	-	-	8	-		B	
40	94001-06390-0S	NUT, HEX., 6MM .....	-	-	-	2	2		B,B/A,B/B,CL,F,F/A,F/B,G,G/A,G/B,GW,RG	
41	94050-04080	NUT, FLANGE, 4MM .....	-	-	-	1	1		B,B/A,B/B,CL,F,F/A,F/B,G,G/A,G/B,GW,RG	
42	94101-06800	WASHER, PLAIN, 6MM .....	-	-	-	1	1		B,B/A,B/B,CL,F,F/A,F/B,G,G/A,G/B,GW,RG	
43	94111-06800	WASHER, SPRING, 6MM .....	-	-	-	2	2		B,B/A,B/B,CL,F,F/A,F/B,G,G/A,G/B,GW,RG	
44	95701-06010-00	BOLT, FLANGE, 6X10 .....	-	-	-	4	4		B,B/A,B/B,CL,F,F/A,F/B,G,G/A,G/B,GW,RG	
45	95701-06012-00	BOLT, FLANGE, 6X12 .....	-	-	-	2	-		B,B/A,F,F/A,G,G/A	
	95701-06010-00	BOLT, FLANGE, 6X10 .....	-	-	-	2	-		CL,RG	
	95701-06012-00	BOLT, FLANGE, 6X12 .....	-	-	-	2	-	1225305	B/B,F/B,G/B,GW	
	95701-06010-00	BOLT, FLANGE, 6X10 .....	-	-	-	2	-	1225306	B/B,F/B,G/B,GW	
			-	-	-	2	-		B,CL,F,G,GW,RG	
46	98200-30500	FUSE, BLADE(5A) .....	-	-	-	1	1		B,B/A,B/B,CL,F,F/A,F/B,G,G/A,G/B,GW,RG	
47	38510-ZS9-A01	RELAY ASSY., POWER(5P) .....	-	-	-	1	-		B/A,B/B,CL,F,F/A,F/B,G,G/A,G/B,GW,RG	
			-	-	-	1	-	1015319	B,F,G	
			-	-	-	1	-		B,CL,F,G,GW,RG	

F-2-5

CONTROL PANEL(EU30IS-B,F,G/EU30IS1-B,CL,F,G,GW,RG)

F 1

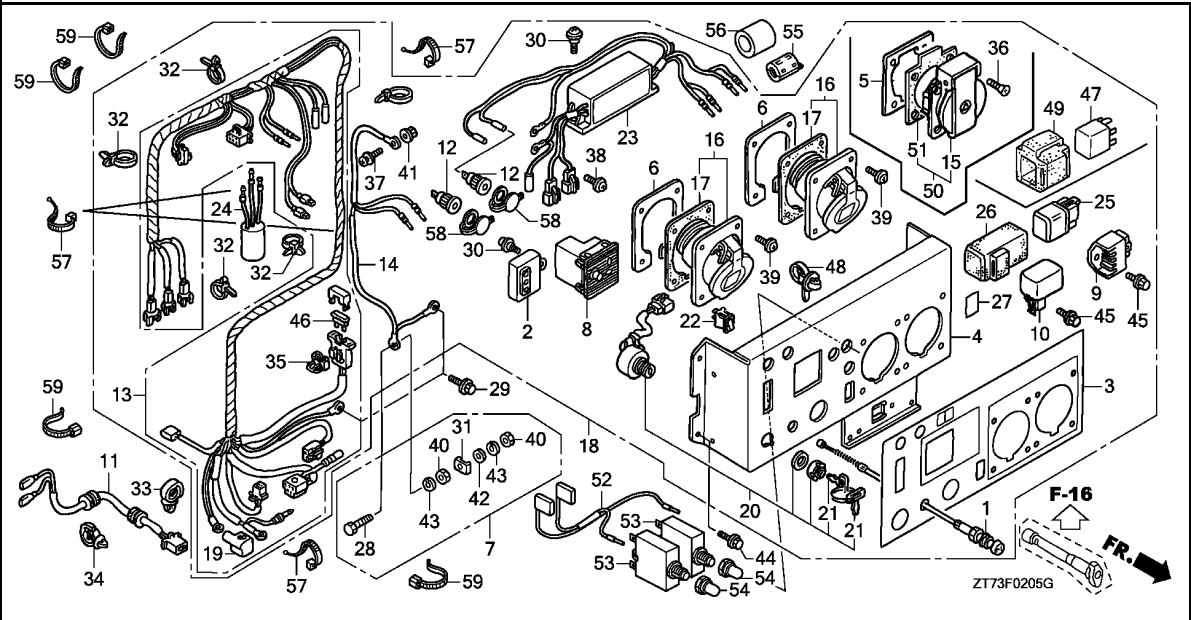


Ref. No.	Part No.	Description	Reqd. QTY						Serial No.	Parts catalogue code
			EU 26 i	EU 26 iK1	EU 2600 i	EU 30 is	EU 30 is1	EU 3000 is		
48	91550-SE0-003	CLIP, WIRE HARNESS(GRAY) . . . .	-	-	-	1	-	-	----- B/A,B/B,CL,F/A,F/B,G/A,G/B,GW,RG ----- B,F,G	
49	30401-GA7-000	CUSHION, C.D.I. UNIT . . . . .	-	-	-	1	-	----- 1015319 ----- ----- B,CL,F,G,GW,RG		
50	06320-ZT3-306	RECEPTACLE SET(10/16A-250V) .	-	-	-	(2)	-	----- 1015319 ----- ----- B,A,B/B,CL,F/A,F/B,G/A,G/B,GW,RG		
	06320-ZT3-305	RECEPTACLE SET(16A-250V) . . . .	-	-	-	(2)	-	----- 1015319 ----- ----- B,F,G		
51	32335-875-610	PACKING, RECEPTACLE . . . . .	-	-	-	2	-	----- 1202469 ----- ----- CL,GW,RG		
			-	-	-	2	-	----- 1205108 ----- ----- G/B		
			-	-	-	2	-	----- 1205108 ----- ----- F/B		
52	32196-ZS9-C61	SUB CORD ASSY. . . . .	-	-	-	1	-	----- 1205108 ----- ----- CL,F,G,GW,RG		
			-	-	-	1	-	----- 1308318 ----- ----- CL,RG		
			-	-	-	1	-	----- 1308409 ----- ----- B/B		
53	38240-Z25-A63	PROTECTOR, CIRCUIT(16A) . . . . .	-	-	-	2	-	----- 1308409 ----- ----- F/B,G/B,GW		
	38240-Z25-A62	.....	-	-	-	2	-	----- 1308409 ----- ----- B,CL,F,G,GW,RG		
			-	-	-	2	-	----- 1308318 ----- ----- CL,RG		
			-	-	-	2	-	----- 1308318 ----- ----- B/B		
			-	-	-	2	-	----- 1308409 ----- ----- 1318128 B/B		
			-	-	-	2	-	----- 1318129 ----- ----- F/B,G/B,GW		
			-	-	-	2	-	----- 1318129 ----- ----- B/B,F/B,G/B,GW		
54	38242-Z25-A62	COVER COMP., CIRCUIT PROTECTOR	-	-	-	2	-	----- 1318129 ----- ----- B,CL,F,G,GW,RG		
			-	-	-	2	-	----- 1308318 ----- ----- CL,RG		
			-	-	-	2	-	----- 1308318 ----- ----- B/B		
			-	-	-	2	-	----- 1308409 ----- ----- F/B,G/B,GW		
			-	-	-	2	-	----- 1308409 ----- ----- B,CL,F,G,GW,RG		

3

F-2-5

CONTROL PANEL(EU30IS-B,F,G/EU30IS1-B,CL,F,G,GW,RG)

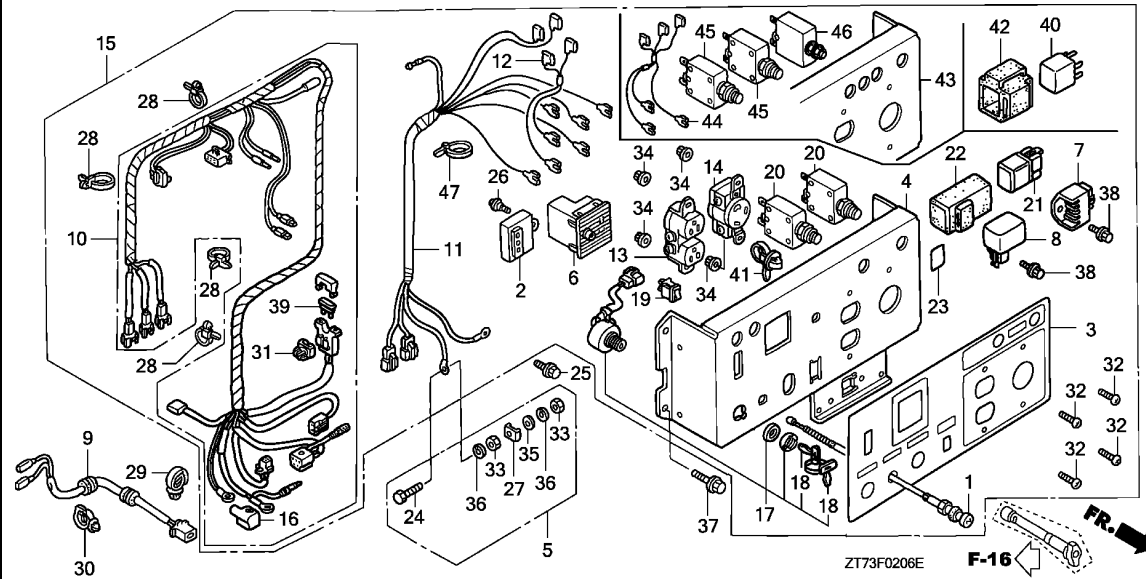


Ref. No.	Part No.	Description	Reqd. QTY						Serial No.	Parts catalogue code
			EU 26 i	EU 26 iK1	EU 2600 i	EU 30 is	EU 30 is1	EU 3000 is		
55	38398-YM2-B50	FILTER, SUB NOISE(AC) .....	-	-	-	1	-	-	----- CL, RG ----- B/B ----- 1308318 ----- 1308409 ----- F/B, G/B, GW ----- B, CL, F, G, GW, RG	
56	38398-Z07-C60	SUPPORTER, FILTER .....	-	-	-	1	-	-	----- CL, RG ----- B/B ----- 1308318 ----- 1308409 ----- F/B, G/B, GW ----- B, CL, F, G, GW, RG	
57	90672-ZB7-811	TIE, CABLE .....	-	-	-	4	-	-	----- CL, RG ----- B/B ----- 1308318 ----- 1308409 ----- F/B, G/B, GW ----- B, CL, F, G, GW, RG	
58	32138-Z07-E60	COVER, SOCKET .....	-	-	-	2	-	-	----- CL ----- B, CL, F, G, GW ----- B, CL, F, G, GW, RG	
59	90650-KV6-003	BAND, WIRE, 95MM .....	-	-	-	-	4	-	----- B, CL, F, G, GW ----- B, CL, F, G, GW, RG	

F-2-6

CONTROL PANEL(EU3000IS)

F 3



Ref. No.	L.O.N.	(Relative ref. Number) Description	F.R.T.
1	8111A9	CABLE, CHOKE .....	0.7
2	6141B5	IGNITION UNIT .....	0.6
4	6221N9	PANEL, GENERATOR CONTROL .....	2.0
5	6221E1	TERMINAL SET, EARTH .....	0.2
6	6221A9	CONSENT, DIRECT CURRENT .....	0.2
7	6201A8	RECTIFIER, GENERATOR (CONTROL PANEL) .....	0.2
8	6201A8	RECTIFIER, GENERATOR (CONTROL PANEL) .....	0.2
9	6111C0	HARNESS, ENGINE WIRE .....	1.0
10	6111B9	HARNESS, CONTROL WIRE .....	1.4
11	6111D5	SUB HARNESS, CONTROL WIRE(A) (44) .....	0.8
12	6111D4	SUB HARNESS, CONTROL WIRE (14) .....	0.6
13	6221D5	RECEPTACLE/CONSENT, CONTROL PANEL .....	0.7
	6221E5	RECEPTACLE/CONSENT, CONTROL PANEL :ALL .....	0.1
15	4131D6	PANEL ASSEMBLY, GENERATOR CONTROL .....	1.2
17	6151E1	SWITCH, COMBINATION .....	0.6
19	6151E5	SWITCH, AUTO THROTTLE .....	0.1

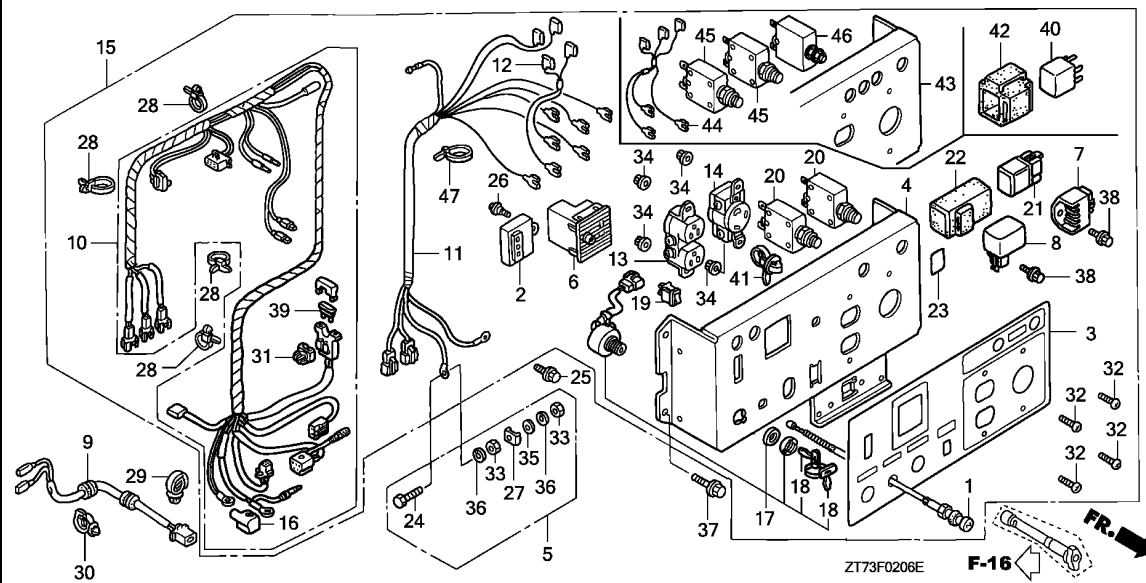
3

Ref. No.	Part No.	Description	Reqd. QTY						Serial No.	Parts catalogue code
			EU 26 i	EU 26 iK1	EU 2600 i	EU 30 is	EU 30 is1	EU 3000 is		
1	17950-ZS9-003	CABLE COMP., CHOKE .....	-	-	-	-	-	1		
2	30585-ZS9-A01	IGNITION UNIT .....	-	-	-	-	-	1	-----	C,C/A,C/B
	30585-ZS9-A02	.....	-	-	-	-	-	1	1237040	C/C
3	31406-ZS9-A40	MARK, CONTROL PANEL .....	-	-	-	-	-	1	1237041	C/C
	31406-ZS9-A41	.....	-	-	-	-	-	1	-----	C,C/A,C/B
4	31420-ZS9-A31	PANEL COMP., CONTROL .....	-	-	-	-	-	1	1223325	C/C
5	31428-899-840	TERMINAL SET, EARTH .....	-	-	-	-	-	1	-----	1223324 C/C
6	31460-ZS9-A01	CONSENT COMP., D.C. ....	-	-	-	-	-	1	-----	C,C/A,C/B
7	31710-ZS9-A01	RECTIFIER ASSY. ....	-	-	-	-	-	1	-----	1231269 C/C
	31710-ZS9-A02	.....	-	-	-	-	-	1	1231270	C/C
8	31750-ZS9-A01	RECTIFIER COMP., REGULATOR ..	-	-	-	-	-	1	-----	C,C/A,C/B
	31750-ZS9-A02	.....	-	-	-	-	-	1	1237040	C/C
9	32110-ZS9-A00	HARNESS ASSY., ENGINE WIRE ..	-	-	-	-	-	1	1237041	C/C
10	32150-ZS9-A32	HARNESS ASSY., CONTROL WIRE ..	-	-	-	-	-	1	-----	C/A,C/B,C/C
	32150-ZS9-A31	.....	-	-	-	-	-	1	1015318	C
	32150-ZS9-A32	.....	-	-	-	-	-	1	1015319	C
11	32196-ZS9-A41	HARNESS ASSY., CONTROL WIRE (SUB) ..	-	-	-	-	-	1	-----	C,C/A,C/B
	32196-ZS9-A42	.....	-	-	-	-	-	1	1223324	C/C
12	32196-ZT7-C41	SUB CORD ASSY. ....	-	-	-	-	-	1	1223325	C/C
			-	-	-	-	-	1	-----	1223324 C/C

F-2-6

CONTROL PANEL(EU3000IS)

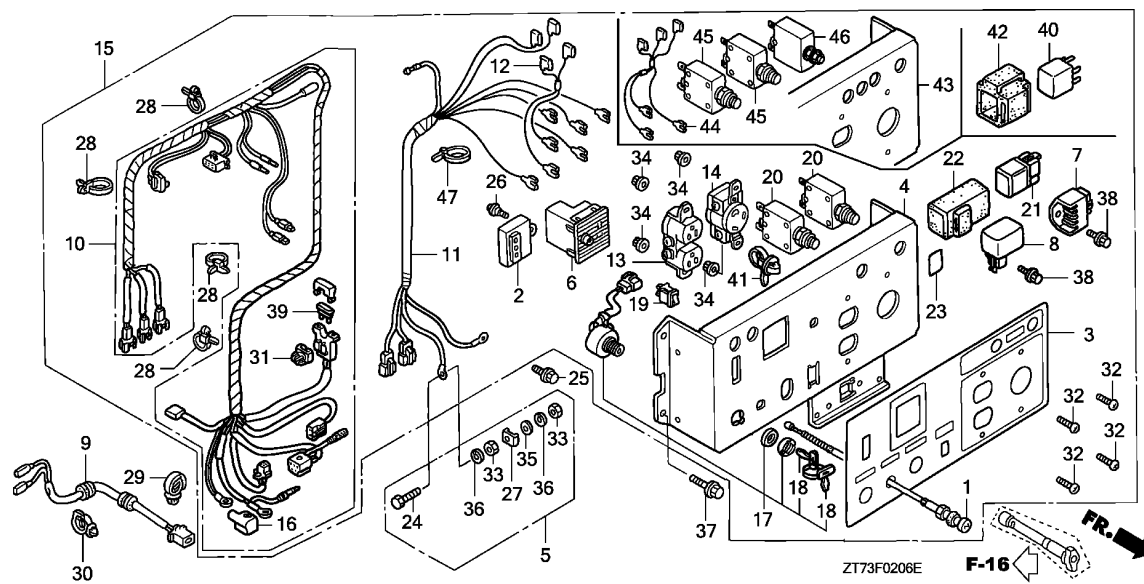
F 4



Ref. No.	L.O.N.	(Relative ref. Number) Description	F.R.T.
20		(45,46) PROTECTOR, CIRCUIT .....	0.7
		.Replace one add .....	0.1
21		(40) RELAY, STARTER .....	0.2
39		FUSE, BLADE .....	0.1

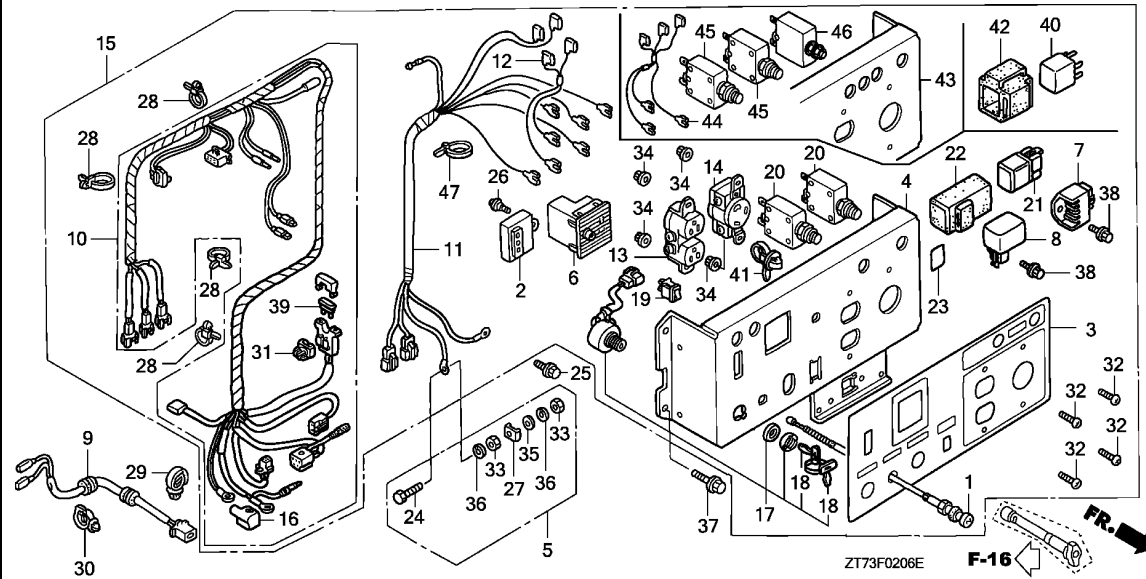
Ref. No.	Part No.	Description	Reqd. QTY						Serial No.	Parts catalogue code
			EU 26 i	EU 26 iK1	EU 2600 i	EU 30 is	EU 30 is1	EU 3000 is		
13	32330-ZA8-841	CONSENT(15A/125V) .....	-	-	-	-	-	1		
	32330-899-841	RECEPTACLE(15A/125V) .....	-	-	-	-	-	1	-----	1015318 C
	32330-ZA8-841	CONSENT(15A/125V) .....	-	-	-	-	-	1	-----	1223324 C/C
	32330-899-631	RECEPTACLE(20A/125V) (MATSUSHITA)	-	-	-	-	-	1	-----	1015319 C
14	32332-ZB4-630	RECEPTACLE(30A/125V) .....	-	-	-	-	-	1	-----	1223325 C/C
15	32340-ZS9-A42	PANEL ASSY., CONTROL .....	-	-	-	-	-	1	-----	C,C/A,C/B
	32340-ZS9-A41	PANEL ASSY., CONTROL(###) .....	-	-	-	-	-	1	-----	1015318 C
	32340-ZS9-A42	PANEL ASSY., CONTROL .....	-	-	-	-	-	1	-----	1223324 C/C
	32340-ZS9-A43	.....	-	-	-	-	-	1	-----	1015319 C
	32340-ZS9-A45	.....	-	-	-	-	-	1	-----	1223325 1270388 C/C
	32340-ZS9-A46	.....	-	-	-	-	-	1	-----	1270389 1272785 C/C
	32340-ZS9-A46	.....	-	-	-	-	-	1	-----	1272786 C/C
16	32412-MJ6-000	COVER, BATTERY TERMINAL .....	-	-	-	-	-	1	-----	C,C/A,C/B
17	35100-ZB4-013	SWITCH ASSY., COMBINATION .....	-	-	-	-	-	1	-----	C/C
	35100-ZB4-023	.....	-	-	-	-	-	1	-----	1238177 C/C
18	35111-880-003	KEY COMP. ....	-	-	-	-	-	2	-----	C
	35111-880-013	.....	-	-	-	-	-	2	-----	C/B,C/C
	35111-880-003	.....	-	-	-	-	-	2	-----	1090078 C/A
	35111-880-013	.....	-	-	-	-	-	2	-----	1090079 C/A
19	36214-ZS9-A00	SWITCH COMP., AUTO-THROTTLE .....	-	-	-	-	-	1	-----	C,C/A,C/B
	36214-ZS9-A01	.....	-	-	-	-	-	1	-----	1272785 C/C
20	38240-ZS9-A41	PROTECTOR, CIRCUIT(15A) .....	-	-	-	-	-	2	-----	1272786 C/C
		.....	-	-	-	-	-	2	-----	1223324 C/C

3



Ref. No.	Part No.	Description	Reqd. QTY						Serial No.	Parts catalogue code
			EU 26 i	EU 26 iK1	EU 2600 i	EU 30 is	EU 30 is1	EU 3000 is		
21	38501-KG8-004	RELAY COMP., STARTER(TATEISHI)	-	-	-	-	-	1	-----	1015318 C
22	38506-KG8-004	SUSPENSION, STARTER RELAY (OMRON)	-	-	-	-	-	1	-----	1015318 C
23	87117-ZS9-A60	MARK, FUSE .....	-	-	-	-	-	1	-----	
24	90011-899-840	BOLT, HEX., 6X28 .....	-	-	-	-	-	1	-----	
25	90013-883-000	BOLT, FLANGE, 6X12(CT200) ...	-	-	-	-	-	1	-----	
26	90108-MN0-000	SCREW, PAN, 5X13 .....	-	-	-	-	-	1	-----	
27	90501-ZA7-640	RETAINER, 6MM .....	-	-	-	-	-	1	-----	
28	90672-ZB4-003	TIE, CABLE .....	-	-	-	-	-	4	-----	
29	90683-SA0-003	CLIP, WIRE HARNESS, 25MM .....	-	-	-	-	-	1	-----	
30	90691-ZB7-003	CLIP, HARNESS .....	-	-	-	-	-	1	-----	
31	91565-SH3-003	CLIP, COUPLER HOLDER(BROWN) ..	-	-	-	-	-	1	-----	
32	93500-04010-1H	SCREW, PAN, 4X10 .....	-	-	-	-	-	4	-----	
33	94001-06390-0S	NUT, HEX., 6MM .....	-	-	-	-	-	2	-----	
34	94050-04080	NUT, FLANGE, 4MM .....	-	-	-	-	-	4	-----	
35	94101-06800	WASHER, PLAIN, 6MM .....	-	-	-	-	-	1	-----	
36	94111-06800	WASHER, SPRING, 6MM .....	-	-	-	-	-	2	-----	
37	95701-06010-00	BOLT, FLANGE, 6X10 .....	-	-	-	-	-	4	-----	
38	95701-06012-00	BOLT, FLANGE, 6X12 .....	-	-	-	-	-	2	-----	C, C/A, C/B
	95701-06010-00	BOLT, FLANGE, 6X10 .....	-	-	-	-	-	2	-----	1225305 C/C
39	98200-30500	FUSE, BLADE(5A) .....	-	-	-	-	-	1	1225306	----- C/C
40	38510-ZS9-A01	RELAY ASSY., POWER(5P) .....	-	-	-	-	-	1	-----	
41	91550-SE0-003	CLIP, WIRE HARNESS(GRAY) .....	-	-	-	-	-	1	-----	
42	30401-GA7-000	CUSHION, C.D.I. UNIT .....	-	-	-	-	-	1	-----	

3

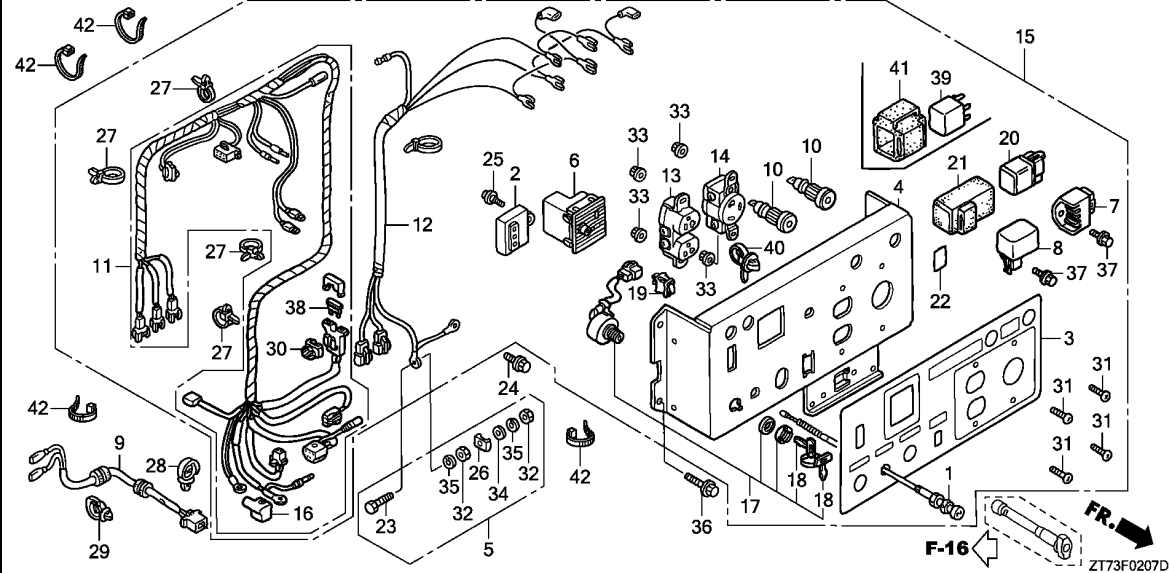


Ref. No.	Part No.	Description	Reqd. QTY						Serial No.		Parts catalogue code
			EU 26 i	EU 26 iK1	EU 2600 i	EU 30 is	EU 30 is1	EU 3000 is			
43	31420-ZS9-A32	PANEL COMP., CONTROL .....	-	-	-	-	-	1	1223325	1272095	C/C
	31420-ZS9-A33	.....	-	-	-	-	-	1	1272096	1295499	C/C
	31420-ZS9-A34	.....	-	-	-	-	-	1	1295500	-----	C/C
44	32197-ZS9-A41	SUB CORD ASSY. ....	-	-	-	-	-	1	1223325	-----	C/C
45	38240-ZC2-E31	PROTECTOR, CIRCUIT(20A) .....	-	-	-	-	-	2	1223325	1272785	C/C
	38240-ZC2-E32	.....	-	-	-	-	-	2	1272786	-----	C/C
46	38241-Z11-A30	PROTECTOR, CIRCUIT(30A) .....	-	-	-	-	-	1	1223325	1272785	C/C
	38241-Z11-A31	.....	-	-	-	-	-	1	1272786	-----	C/C
47	90672-ZB7-811	TIE, CABLE .....	-	-	-	-	-	6			

# F-2-7

# CONTROL PANEL(EU30IS-L/EU30IS1-L,LT)

F 7



Ref. No.	L.O.N.	(Relative ref. Number) Description	F.R.T.
1	8111A9	CABLE, CHOKE .....	0.7
2	6141B5	IGNITION UNIT .....	0.6
4	6221N9	PANEL, GENERATOR CONTROL .....	2.0
5	6221E1	TERMINAL SET, EARTH .....	0.2
6	6221A9	CONSENT, DIRECT CURRENT .....	0.2
7	6201A8	RECTIFIER, GENERATOR (CONTROL PANEL) .....	0.2
8	6201A8	RECTIFIER, GENERATOR (CONTROL PANEL) .....	0.2
9	6111C0	HARNESS, ENGINE WIRE .....	1.0
11	6111B9	HARNESS, CONTROL WIRE .....	1.4
12	6111D6	SUB HARNESS, CONTROL WIRE(B) (14) .....	0.8
13	6221D5	RECEPTACLE/CONSENT, CONTROL PANEL .....	0.7
	6221E5	RECEPTACLE/CONSENT, CONTROL PANEL :ALL .....	0.8
15	4131D6	PANEL ASSEMBLY, GENERATOR CONTROL .....	1.2
17	6151E1	SWITCH, COMBINATION .....	0.6
19	6151E5	SWITCH, AUTO THROTTLE (39) .....	0.1
20	612111	RELAY, STARTER .....	0.2
38	8121A7	FUSE, BLADE .....	0.1

3

Ref. No.	Part No.	Description	Reqd. QTY						Serial No.	Parts catalogue code
			EU 26	EU 26 iK1	EU 2600	EU 30	EU 30 is	EU 3000 is		
1	17950-ZS9-003	CABLE COMP., CHOKE .....	-	-	-	1	1	-	-----	L,L/A,LT
2	30585-ZS9-A02	IGNITION UNIT .....	-	-	-	1	1	-	-----	L,LT
	30585-ZS9-A01	.....	-	-	-	1	-	-	-----	L
	30585-ZS9-A02	.....	-	-	-	1	-	1237041	-----	L/A
3	31406-ZS9-R10	MARK, CONTROL PANEL .....	-	-	-	1	1	-	-----	LT
	31406-ZS9-A30	.....	-	-	-	1	-	-	-----	L
	31406-ZS9-A31	.....	-	-	-	1	-	1272095	-----	L/A
4	31420-ZS9-A31	PANEL COMP., CONTROL .....	-	-	-	1	-	-	-----	L
	31420-ZS9-A34	.....	-	-	-	1	-	-	-----	L,LT
	31420-ZS9-A31	.....	-	-	-	1	-	1225269	-----	L/A
	31420-ZS9-A33	.....	-	-	-	1	-	1295499	-----	LT
	31420-ZS9-A32	.....	-	-	-	1	-	1225270	-----	L/A
	31420-ZS9-A33	.....	-	-	-	1	-	1272096	-----	L/A
	31420-ZS9-A34	.....	-	-	-	1	-	1295500	-----	L/A
	31420-ZS9-B31	.....	-	-	-	1	-	-	-----	L,LT
5	31428-899-840	TERMINAL SET, EARTH .....	-	-	-	1	1	-	-----	L,L/A,LT
6	31460-ZS9-A01	CONSENT COMP., D.C. ....	-	-	-	1	1	-	-----	L,L/A,LT
7	31710-ZS9-A02	RECTIFIER ASSY. ....	-	-	-	1	1	-	-----	L,LT
	31710-ZS9-A01	.....	-	-	-	1	-	-	-----	L
	31710-ZS9-A02	.....	-	-	-	1	-	1231269	-----	L/A
	31710-ZS9-A02	.....	-	-	-	1	-	1231270	-----	L/A
8	31750-ZS9-A02	RECTIFIER COMP., REGULATOR ..	-	-	-	1	1	-	-----	L,LT
	31750-ZS9-A01	.....	-	-	-	1	-	-	-----	L
	31750-ZS9-A02	.....	-	-	-	1	-	1237040	-----	L/A
	31750-ZS9-A02	.....	-	-	-	1	-	1237041	-----	L/A

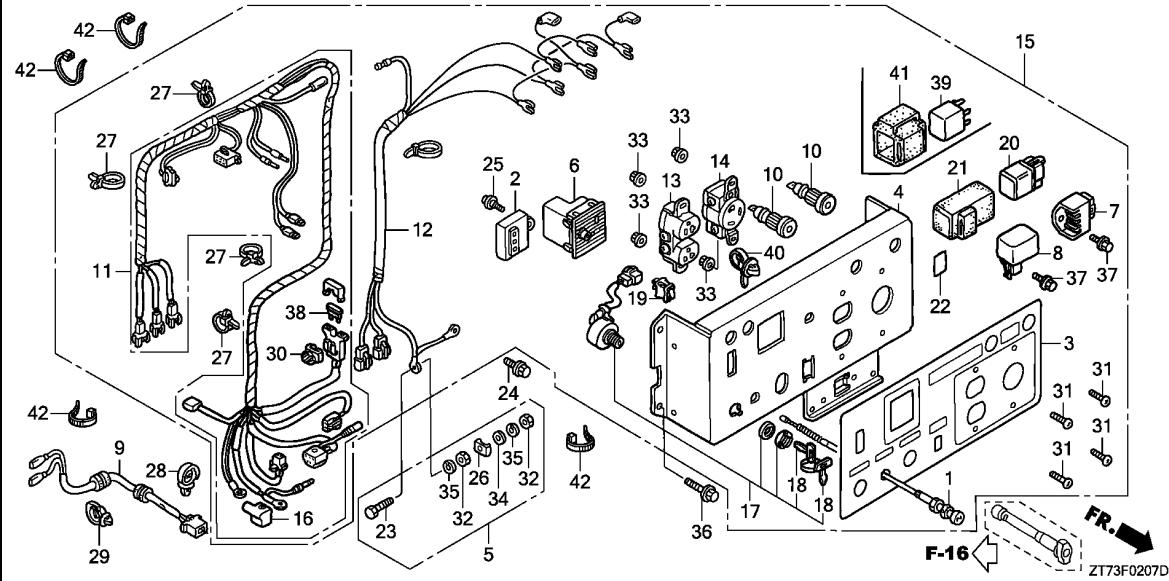
Ref. No.	Part No.	Description	Reqd. QTY						Serial No.	Parts catalogue code
			EU 26 i	EU 26 iK1	EU 2600	EU 30 is	EU 30 is1	EU 3000 is		
9	32110-ZS9-A00	HARNES ASSY., ENGINE WIRE ..	-	-	-	1	1	-	L,L/A,LT	
10	32139-ZS9-A01	SOCKET, COMPOSITE .....	-	-	-	2	2	-	L,L/A,LT	
11	32150-ZS9-A32	HARNES ASSY., CONTROL WIRE .	-	-	-	1	-	-	L/A,LT	
	32150-ZS9-A31	.....	-	-	-	1	-	1015318	L	
	32150-ZS9-A32	.....	-	-	-	1	-	1015319	L	
	32150-ZS9-C71	.....	-	-	-	1	-	-	L,LT	
12	32196-ZS9-A31	HARNES ASSY., CONTROL WIRE (SUB)	-	-	-	1	-	-	L,L/A,LT	
	32100-ZS9-D21	HARNES ASSY., MAIN WIRE .....	-	-	-	1	-	-	L,LT	
13	32330-ZA1-631	RECEPTACLE(20A/125V) (MATSUSHITA)	-	-	-	1	1	-	L,L/A,LT	
14	32332-ZB4-630	RECEPTACLE(30A/125V) .....	-	-	-	1	1	-	L,L/A,LT	
15	32340-ZS9-A32	PANEL ASSY., CONTROL .....	-	-	-	1	-	-	L/A	
	32340-ZS9-A31	PANEL ASSY., CONTROL(###) .....	-	-	-	1	-	1015318	L	
	32340-ZS9-A32	PANEL ASSY., CONTROL .....	-	-	-	1	-	1015319	L	
16	32412-MJ6-000	COVER, BATTERY TERMINAL .....	-	-	-	1	1	-	L,L/A,LT	
17	35100-ZB4-023	SWITCH ASSY., COMBINATION ...	-	-	-	1	1	-	L,LT	
	35100-ZB4-013	.....	-	-	-	1	-	1238177	L/A	
	35100-ZB4-023	.....	-	-	-	1	-	1238178	L/A	
18	35111-880-013	KEY COMP. ....	-	-	-	2	2	-	L,LT	
	35111-880-003	.....	-	-	-	2	-	1090078	L/A	
	35111-880-013	.....	-	-	-	2	-	1090079	L/A	
19	36214-ZS9-A01	SWITCH COMP., AUTO-THROTTLE .	-	-	-	1	-	-	L	
	36214-ZS9-A00	.....	-	-	-	1	-	1272785	L/A,LT	
	36214-ZS9-A01	.....	-	-	-	1	-	1272786	L/A,LT	
20	38501-KG8-004	RELAY COMP., STARTER(TATEISHI)	-	-	-	1	-	-	L	
21	38506-KG8-004	SUSPENSION, STARTER RELAY (OMRON)	-	-	-	1	-	-	1015318 L	
22	87117-ZS9-A60	MARK, FUSE .....	-	-	-	1	1	-	L,L/A,LT	
23	90011-899-840	BOLT, HEX., 6X28 .....	-	-	-	1	1	-	L,L/A,LT	
24	90013-883-000	BOLT, FLANGE, 6X12(CT200) ...	-	-	-	1	1	-	L,L/A,LT	
25	90108-MN0-000	SCREW, PAN, 5X13 .....	-	-	-	1	1	-	L,L/A,LT	
26	90501-ZA7-640	RETAINER, 6MM .....	-	-	-	1	1	-	L,L/A,LT	
27	90672-ZB4-003	TIE, CABLE .....	-	-	-	4	4	-	L,L/A,LT	
28	90683-SA0-003	CLIP, WIRE HARNES, 25MM .....	-	-	-	1	1	-	L,L/A,LT	
29	90691-ZB7-003	CLIP, HARNES .....	-	-	-	1	1	-	L,L/A,LT	
30	91565-SH3-003	CLIP, COUPLER HOLDER(BROWN) .	-	-	-	1	1	-	L,L/A,LT	
31	93500-04010-1H	SCREW, PAN, 4X10 .....	-	-	-	4	4	-	L,L/A,LT	
32	94001-06390-0S	NUT, HEX., 6MM .....	-	-	-	2	2	-	L,L/A,LT	
33	94050-04080	NUT, FLANGE, 4MM .....	-	-	-	4	4	-	L,L/A,LT	
34	94101-06800	WASHER, PLAIN, 6MM .....	-	-	-	1	1	-	L,L/A,LT	
35	94111-06800	WASHER, SPRING, 6MM .....	-	-	-	2	2	-	L,L/A,LT	
36	95701-06010-00	BOLT, FLANGE, 6X10 .....	-	-	-	4	4	-	L,L/A,LT	
37	95701-06010-00	BOLT, FLANGE, 6X10 .....	-	-	-	2	2	-	L,LT	
	95701-06012-00	BOLT, FLANGE, 6X12 .....	-	-	-	2	-	1225305	L/A	
	95701-06010-00	BOLT, FLANGE, 6X10 .....	-	-	-	2	-	1225306	L/A	
38	98200-30500	FUSE, BLADE(5A) .....	-	-	-	1	1	-	L,L/A,LT	
39	38510-ZS9-A01	RELAY ASSY., POWER(5P) .....	-	-	-	1	-	-	L/A,LT	
		.....	-	-	-	1	-	1015319	L	
		.....	-	-	-	1	-	-	L,LT	
40	91550-SE0-003	CLIP, WIRE HARNES(GRAY) .....	-	-	-	1	1	-	L,L/A,LT	



F-2-7

CONTROL PANEL(EU30IS-L/EU30IS1-L,LT)

F 9



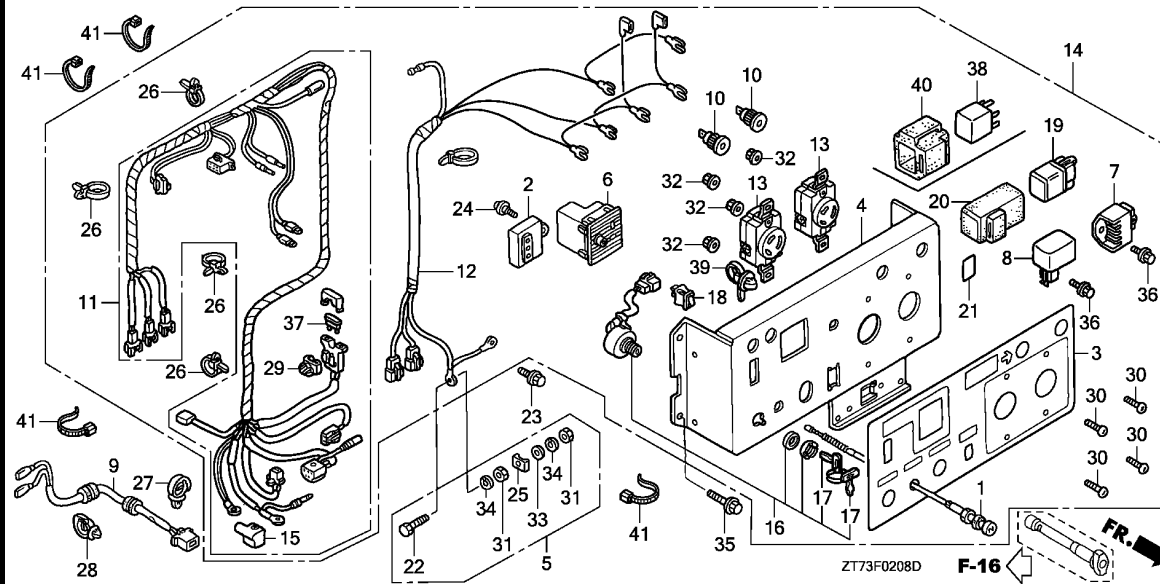
Ref. No.	Part No.	Description	Reqd. QTY						Serial No.	Parts catalogue code	
			EU 26 i	EU 26 iK1	EU 2600 i	EU 30 is	EU 30 is1	EU 3000 is			
41	30401-GA7-000	CUSHION, C.D.I. UNIT .....	-	-	-	1	-	-	-----	L/A,LT	
			-	-	-	1	-	-	1015319	-----	L
42	90650-KV6-003	BAND, WIRE, 95MM .....	-	-	-	-	4	-	-----	-----	L,LT
			-	-	-	-	-	-	-----	-----	L,LT

3

**F-2-8**

**CONTROL PANEL(EU30IS-R,S/EU30IS1-R,RH,S)**

**F10**



Ref. No.	L.O.N.	(Relative ref. Number) Description	F.R.T.
1	8111A9	CABLE, CHOKE .....	0.7
2	6141B5	IGNITION UNIT .....	0.6
4	6221N9	PANEL, GENERATOR CONTROL .....	2.0
5	6221E1	TERMINAL SET, EARTH .....	0.2
6	6221A9	CONSENT, DIRECT CURRENT .....	0.2
7	6201A8	RECTIFIER, GENERATOR (CONTROL PANEL) .....	0.2
8	6201A8	RECTIFIER, GENERATOR (CONTROL PANEL) .....	0.2
9	6111C0	HARNESS, ENGINE WIRE .....	1.0
11	6111B9	HARNESS, CONTROL WIRE .....	1.4
12	6111D6	SUB HARNESS, CONTROL WIRE(B) .....	0.8
13	6221D5	RECEPTACLE/CONSENT, CONTROL PANEL .....	0.7
	6221E5	RECEPTACLE/CONSENT, CONTROL PANEL :ALL .....	0.8
14	4131D6	PANEL ASSEMBLY, GENERATOR CONTROL .....	1.2
16	6151E1	SWITCH, COMBINATION .....	0.6
18	6151E5	SWITCH, AUTO THROTTLE (38) .....	0.1
19	612111	RELAY, STARTER .....	0.2
37	8121A7	FUSE, BLADE .....	0.1

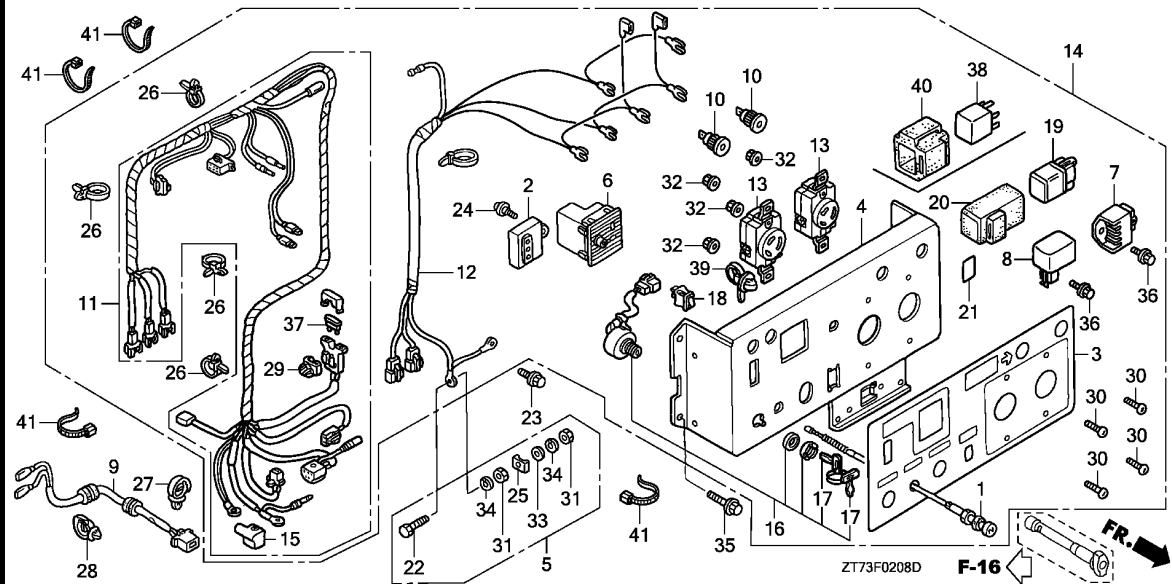
Ref. No.	Part No.	Description	Reqd. QTY						Serial No.	Parts catalogue code
			EU 26 i	EU 26 iK1	EU 2600 i	EU 30 is	EU 30 is1	EU 3000 is		
1	17950-ZS9-003	CABLE COMP., CHOKE .....	-	-	-	1	1	-	R,R/A,RH,S,S/A	
2	30585-ZS9-A01	IGNITION UNIT .....	-	-	-	1	-	-	R,S	
	30585-ZS9-A02	.....	-	-	-	1	-	-	RH	
	30585-ZS9-A01	.....	-	-	-	1	-	1237040	R/A,S/A	
	30585-ZS9-A02	.....	-	-	-	1	-	1237041	R/A,S/A	
3	31406-ZS9-B60	MARK, CONTROL PANEL .....	-	-	-	1	1	-	R,RH,S	
	31406-ZS9-R61	.....	-	-	-	1	1	-	R,R/A,S,S/A	
4	31420-ZS9-B61	PANEL COMP., CONTROL .....	-	-	-	1	1	-	RH	
5	31428-899-840	TERMINAL SET, EARTH .....	-	-	-	1	1	-	R,R/A,RH,S,S/A	
6	31460-ZS9-A01	CONSENT COMP., D.C. ....	-	-	-	1	1	-	R,R/A,RH,S,S/A	
7	31710-ZS9-A01	RECTIFIER ASSY. ....	-	-	-	1	-	-	R,S	
	31710-ZS9-A02	.....	-	-	-	1	-	-	RH	
	31710-ZS9-A01	.....	-	-	-	1	-	1231269	R/A,S/A	
	31710-ZS9-A02	.....	-	-	-	1	-	1231270	R/A,S/A	
8	31750-ZS9-A01	RECTIFIER COMP., REGULATOR ..	-	-	-	1	-	-	R,RH,S	
	31750-ZS9-A02	.....	-	-	-	1	-	-	R,S	
	31750-ZS9-A01	.....	-	-	-	1	-	-	RH	
	31750-ZS9-A02	.....	-	-	-	1	-	1237040	R/A,S/A	
	31750-ZS9-A01	.....	-	-	-	1	-	1237041	R/A,S/A	
	31750-ZS9-A02	.....	-	-	-	1	-	-	R,RH,S	
9	32110-ZS9-A00	HARNESS ASSY., ENGINE WIRE ..	-	-	-	1	1	-	R,R/A,RH,S,S/A	
10	32139-ZC3-G01	SOCKET, COMPOSITE .....	-	-	-	2	2	-	R,R/A,RH,S,S/A	
11	32150-ZS9-A62	HARNESS ASSY., CONTROL WIRE ..	-	-	-	1	-	-	R/A,RH	
	32150-ZS9-A32	.....	-	-	-	1	-	-	S/A	
	32150-ZS9-A61	.....	-	-	-	1	-	1015318	R	
	32150-ZS9-A31	.....	-	-	-	1	-	1015318	S	



F-2-8

CONTROL PANEL(EU30IS-R,S/EU30IS1-R,RH,S)

F11



Ref. No.	Part No.	Description	Reqd. QTY						Serial No.	Parts catalogue code
			EU 26 i	EU 26 iK1	EU 2600 i	EU 30 is	EU 30 is1	EU 3000 is		
11)	32150-ZS9-A62	HARNESS ASSY., CONTROL WIRE	-	-	-	1	-	1015319	R	
	32150-ZS9-A32	.....	-	-	-	1	-	1015319	S	
	32150-ZS9-C81	.....	-	-	-	1	-	-----	R,RH	
	32150-ZS9-C71	.....	-	-	-	1	-	-----	S	
12	32196-ZS9-B61	HARNESS ASSY., CONTROL WIRE (SUB)	-	-	-	1	-	-----	R,R/A,RH,S,S/A	
	32100-ZS9-C71	HARNESS ASSY., MAIN WIRE	-	-	-	1	-	-----	R,RH,S	
13	32331-880-680	CONSENT(20A/250V)	-	-	-	2	2	-----	R,R/A,RH,S,S/A	
14	32340-ZS9-B62	PANEL ASSY., CONTROL	-	-	-	1	-	-----	R	
	32340-ZS9-A72	.....	-	-	-	1	-	-----	S/A	
	32340-ZS9-B61	PANEL ASSY., CONTROL(###)	-	-	-	1	-	1015318	R	
	32340-ZS9-A71	.....	-	-	-	1	-	1015318	S	
	32340-ZS9-B62	PANEL ASSY., CONTROL	-	-	-	1	-	1015319	R/A	
	32340-ZS9-A72	.....	-	-	-	1	-	1015319	S	
15	32412-MJ6-000	COVER, BATTERY TERMINAL	-	-	-	1	1	-----	R,R/A,RH,S,S/A	
16	35100-ZB4-013	SWITCH ASSY., COMBINATION	-	-	-	1	-	-----	R,S	
	35100-ZB4-023	.....	-	-	-	1	-	-----	RH	
	35100-ZB4-013	.....	-	-	-	1	-	1238177	R/A,S/A	
	35100-ZB4-023	.....	-	-	-	1	-	1238178	R/A,S/A	
			-	-	-	1	-	-----	R,RH,S	
17	35111-880-003	KEY COMP.	-	-	-	2	-	-----	R,S	
	35111-880-013	.....	-	-	-	2	-	-----	RH	
	35111-880-003	.....	-	-	-	2	-	1090078	R/A,S/A	
	35111-880-013	.....	-	-	-	2	-	1090079	R/A,S/A	
			-	-	-	2	2	-----	R,RH,S	
18	36214-ZS9-A00	SWITCH COMP., AUTO-THROTTLE	-	-	-	1	-	-----	R,S	
	36214-ZS9-A01	.....	-	-	-	1	-	-----	RH	
	36214-ZS9-A00	.....	-	-	-	1	-	1272785	R/A,S/A	

3

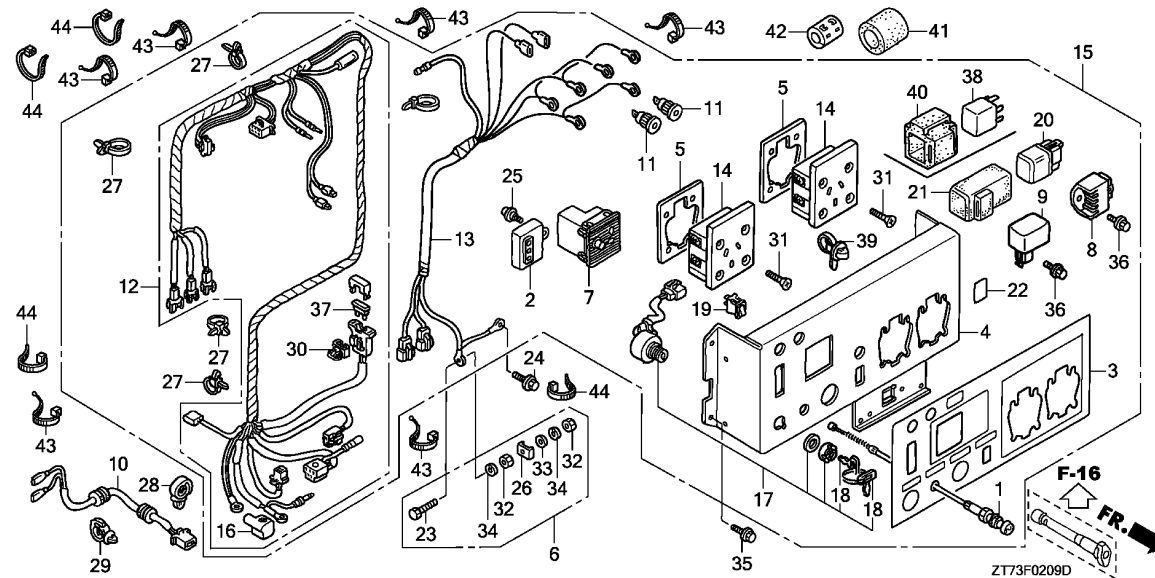
Ref. No.	Part No.	Description	Reqd. QTY						Serial No.	Parts catalogue code
			EU 26 i	EU 26 iK1	EU 2600 i	EU 30 is	EU 30 is1	EU 3000 is		
18)	36214-ZS9-A01	SWITCH COMP., AUTO-THROTTLE	-	-	-	1	-	1272786	----- R/A,S/A	
19	38501-KG8-004	RELAY COMP., STARTER(TATEISHI)	-	-	-	1	-	-----	----- R,RH,S	
20	38506-KG8-004	SUSPENSION, STARTER RELAY	-	-	-	1	-	-----	----- 1015318 R,S	
		(OMRON)	-	-	-	1	-	-----	----- 1015318 R,S	
21	87117-ZS9-A60	MARK, FUSE	-	-	-	1	1	-----	----- R,R/A,RH,S,S/A	
22	90011-899-840	BOLT, HEX., 6X28	-	-	-	1	1	-----	----- R,R/A,RH,S,S/A	
23	90013-883-000	BOLT, FLANGE, 6X12(CT200)	-	-	-	1	1	-----	----- R,R/A,RH,S,S/A	
24	90108-MN0-000	SCREW, PAN, 5X13	-	-	-	1	1	-----	----- R,R/A,RH,S,S/A	
25	90501-ZA7-640	RETAINER, 6MM	-	-	-	1	1	-----	----- R,R/A,RH,S,S/A	
26	90672-ZB4-003	TIE, CABLE	-	-	-	4	4	-----	----- R,R/A,RH,S,S/A	
27	90683-SA0-003	CLIP, WIRE HARNESS, 25MM	-	-	-	1	1	-----	----- R,R/A,RH,S,S/A	
28	90691-ZB7-003	CLIP, HARNESS	-	-	-	1	1	-----	----- R,R/A,RH,S,S/A	
29	91565-SH3-003	CLIP, COUPLER HOLDER(BROWN)	-	-	-	1	1	-----	----- R,R/A,RH,S,S/A	
30	93500-04010-1H	SCREW, PAN, 4X10	-	-	-	4	4	-----	----- R,R/A,RH,S,S/A	
31	94001-06390-0S	NUT, HEX., 6MM	-	-	-	2	2	-----	----- R,R/A,RH,S,S/A	
32	94050-04080	NUT, FLANGE, 4MM	-	-	-	4	4	-----	----- R,R/A,RH,S,S/A	
33	94101-06800	WASHER, PLAIN, 6MM	-	-	-	1	1	-----	----- R,R/A,RH,S,S/A	
34	94111-06800	WASHER, SPRING, 6MM	-	-	-	2	2	-----	----- R,R/A,RH,S,S/A	
35	95701-06010-00	BOLT, FLANGE, 6X10	-	-	-	4	4	-----	----- R,R/A,RH,S,S/A	
36	95701-06012-00	BOLT, FLANGE, 6X12	-	-	-	2	-	-----	----- R,S	
	95701-06010-00	BOLT, FLANGE, 6X10	-	-	-	2	-	-----	----- RH	
	95701-06012-00	BOLT, FLANGE, 6X12	-	-	-	2	-	-----	----- 1225305 R/A,S/A	
	95701-06010-00	BOLT, FLANGE, 6X10	-	-	-	2	-	-----	----- 1225306 R/A,S/A	
			-	-	-	2	-	-----	----- R,RH,S	
37	98200-30500	FUSE, BLADE(5A)	-	-	-	1	1	-----	----- R,R/A,RH,S,S/A	
38	38510-ZS9-A01	RELAY ASSY., POWER(5P)	-	-	-	1	-	-----	----- R/A,RH,S/A	
			-	-	-	1	-	-----	----- 1015319 R,S	
			-	-	-	1	-	-----	----- R,RH,S	
39	91550-SE0-003	CLIP, WIRE HARNESS(GRAY)	-	-	-	1	1	-----	----- R,R/A,RH,S,S/A	
40	30401-GA7-000	CUSHION, C.D.I. UNIT	-	-	-	1	-	-----	----- R/A,RH,S/A	
			-	-	-	1	-	-----	----- 1015319 R,S	
			-	-	-	1	-	-----	----- R,RH,S	
41	90650-KV6-003	BAND, WIRE, 95MM	-	-	-	-	4	-----	----- R,RH,S	



F-2-9

CONTROL PANEL(EU30IS-U/EU30IS1-U)

F13



Ref. No.	L.O.N.	(Relative ref. Number) Description	F.R.T.
1	8111A9	CABLE, CHOKE .....	0.7
2	6141B5	IGNITION UNIT .....	0.6
4	6221N9	PANEL, GENERATOR CONTROL .....	2.0
6	6221E1	TERMINAL SET, EARTH .....	0.2
7	6221A9	CONSENT, DIRECT CURRENT .....	0.2
8	6201A8	RECTIFIER, GENERATOR (CONTROL PANEL) .....	0.2
9	6201A8	RECTIFIER, GENERATOR (CONTROL PANEL) .....	0.2
10	6111C0	HARNESS, ENGINE WIRE .....	1.0
12	6111B9	HARNESS, CONTROL WIRE .....	1.4
13	6111D6	SUB HARNESS, CONTROL WIRE(B) .....	0.8
14	6221D5	RECEPTACLE/CONSENT, CONTROL PANEL .....	0.7
	6221E5	RECEPTACLE/CONSENT, CONTROL PANEL :ALL .....	0.8
15	4131D6	PANEL ASSEMBLY, GENERATOR CONTROL .....	1.2
17	6151E1	SWITCH, COMBINATION .....	0.6
19	6151E5	SWITCH, AUTO THROTTLE (38) .....	0.1
20		RELAY, STARTER .....	0.2
37	8121A7	FUSE, BLADE .....	0.1
41	6221P4	FILTER, SUB NOISE .....	0.8

3

Ref. No.	Part No.	Description	Reqd. QTY						Serial No.	Parts catalogue code
			EU 26 i	EU 26 iK1	EU 2600 i	EU 30 is	EU 30 is1	EU 3000 is		
1	17950-ZS9-003	CABLE COMP., CHOKE .....	-	-	-	1	1	-	-----	U,U/A
2	30585-ZS9-A01	IGNITION UNIT .....	-	-	-	1	-	-	-----	U
	30585-ZS9-A02	.....	-	-	-	1	-	1237041	-----	U/A
		.....	-	-	-	-	1	-	-----	U
3	31406-ZS9-A80	MARK, CONTROL PANEL .....	-	-	-	1	1	-	-----	U,U/A
4	31420-ZS9-A81	PANEL COMP., CONTROL .....	-	-	-	1	1	-	-----	U,U/A
5	31426-ZA8-761	PLATE, CONSENT SETTING .....	-	-	-	2	2	-	-----	U,U/A
6	31428-899-840	TERMINAL SET, EARTH .....	-	-	-	1	1	-	-----	U,U/A
7	31460-ZS9-A01	CONSENT COMP., D.C. ....	-	-	-	1	1	-	-----	U,U/A
8	31710-ZS9-A01	RECTIFIER ASSY. ....	-	-	-	1	-	-	-----	U
		.....	-	-	-	1	-	1231269	-----	U/A
	31710-ZS9-A02	.....	-	-	-	1	-	1231270	-----	U/A
		.....	-	-	-	-	1	-	-----	U
9	31750-ZS9-A01	RECTIFIER COMP., REGULATOR ..	-	-	-	1	-	-	-----	U
		.....	-	-	-	1	-	1237040	-----	U/A
	31750-ZS9-A02	.....	-	-	-	1	-	1237041	-----	U/A
		.....	-	-	-	-	1	-	-----	U
10	32110-ZS9-A00	HARNESS ASSY., ENGINE WIRE ..	-	-	-	1	1	-	-----	U,U/A
11	32139-ZC3-G01	SOCKET, COMPOSITE .....	-	-	-	2	2	-	-----	U,U/A
12	32150-ZS9-A62	HARNESS ASSY., CONTROL WIRE ..	-	-	-	1	-	-	-----	U/A
	32150-ZS9-A61	.....	-	-	-	1	-	1015318	-----	U
	32150-ZS9-A62	.....	-	-	-	1	-	1015319	-----	U
	32150-ZS9-C81	.....	-	-	-	-	1	-	-----	U
13	32196-ZS9-A81	HARNESS ASSY., CONTROL WIRE (SUB)	-	-	-	1	-	-	-----	U
		.....	-	-	-	1	-	1166421	-----	U/A

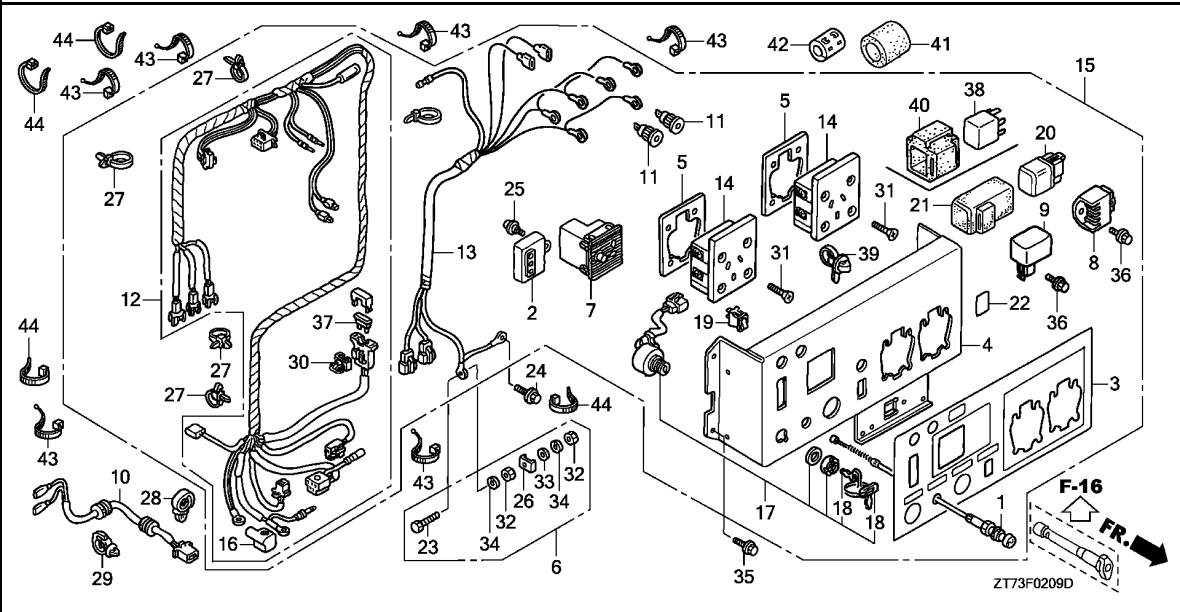
Ref. No.	Part No.	Description	Reqd. QTY						Serial No.	Parts catalogue code
			EU 26 i	EU 26 iK1	EU 2600 i	EU 30 is	EU 30 is1	EU 3000 is		
13)	32196-ZS9-R21	HARNESS ASSY., CONTROL WIRE (SUB)	-	-	-	1	-	-	1166422	----- U/A
	32100-ZS9-C81	HARNESS ASSY., MAIN WIRE	-	-	-	-	1	-	-----	U
14	32332-892-660	SOCKET(10A/250V)	-	-	-	2	-	-	-----	U
	32332-Z07-C81	SOCKET(15A/250V)	-	-	-	2	-	-	1166421	----- U/A
			-	-	-	-	-	-	1166422	----- U/A
			-	-	-	-	2	-	-----	U
15	32340-ZS9-A81	PANEL ASSY., CONTROL(###)	-	-	-	1	-	-	-----	1015318 U
	32340-ZS9-A82	PANEL ASSY., CONTROL	-	-	-	1	-	-	-----	1166421 U/A
	32340-ZS9-A83		-	-	-	1	-	-	1015319	----- U
			-	-	-	1	-	-	1166422	----- U/A
16	32412-MJ6-000	COVER, BATTERY TERMINAL	-	-	-	1	1	-	-----	U,U/A
17	35100-ZB4-013	SWITCH ASSY., COMBINATION	-	-	-	1	-	-	-----	U
	35100-ZB4-023		-	-	-	1	-	-	1237040	----- U/A
			-	-	-	1	-	-	1237041	----- U/A
			-	-	-	-	1	-	-----	U
18	35111-880-003	KEY COMP.	-	-	-	2	-	-	-----	U
	35111-880-013		-	-	-	2	-	-	1090078	----- U/A
			-	-	-	2	-	-	1090079	----- U/A
			-	-	-	-	2	-	-----	U
19	36214-ZS9-A00	SWITCH COMP., AUTO-THROTTLE	-	-	-	1	-	-	-----	U
	36214-ZS9-A01		-	-	-	1	-	-	1272785	----- U/A
			-	-	-	1	-	-	1272786	----- U/A
			-	-	-	-	1	-	-----	U
20	38501-KG8-004	RELAY COMP., STARTER(TATEISHI)	-	-	-	1	-	-	-----	1015318 U
21	38506-KG8-004	SUSPENSION, STARTER RELAY (OMRON)	-	-	-	1	-	-	-----	1015318 U
22	87117-ZS9-A60	MARK, FUSE	-	-	-	1	1	-	-----	U,U/A
23	90011-899-840	BOLT, HEX., 6X28	-	-	-	1	1	-	-----	U,U/A
24	90013-883-000	BOLT, FLANGE, 6X12(CT200)	-	-	-	1	1	-	-----	U,U/A
25	90108-MN0-000	SCREW, PAN, 5X13	-	-	-	1	1	-	-----	U,U/A
26	90501-ZA7-640	RETAINER, 6MM	-	-	-	1	1	-	-----	U,U/A
27	90672-ZB4-003	TIE, CABLE	-	-	-	4	4	-	-----	U,U/A
28	90683-SA0-003	CLIP, WIRE HARNESS, 25MM	-	-	-	1	1	-	-----	U,U/A
29	90691-ZB7-003	CLIP, HARNESS	-	-	-	1	1	-	-----	U,U/A
30	91565-SH3-003	CLIP, COUPLER HOLDER(BROWN)	-	-	-	1	1	-	-----	U,U/A
31	93600-04016-1G	SCREW, FLAT, 4X16	-	-	-	8	-	-	-----	U
	93600-04020-1G	SCREW, FLAT, 4X20	-	-	-	8	-	-	1166421	----- U/A
			-	-	-	8	-	-	1166422	----- U/A
			-	-	-	-	8	-	-----	U
32	94001-06390-0S	NUT, HEX., 6MM	-	-	-	2	2	-	-----	U,U/A
33	94101-06800	WASHER, PLAIN, 6MM	-	-	-	1	1	-	-----	U,U/A
34	94111-06800	WASHER, SPRING, 6MM	-	-	-	2	2	-	-----	U,U/A
35	95701-06010-00	BOLT, FLANGE, 6X10	-	-	-	4	4	-	-----	U,U/A
36	95701-06012-00	BOLT, FLANGE, 6X12	-	-	-	2	-	-	-----	U
	95701-06010-00	BOLT, FLANGE, 6X10	-	-	-	2	-	-	1225305	----- U/A
			-	-	-	2	-	-	1225306	----- U/A
			-	-	-	-	2	-	-----	U
37	98200-30500	FUSE, BLADE(5A)	-	-	-	1	1	-	-----	U,U/A
38	38510-ZS9-A01	RELAY ASSY., POWER(5P)	-	-	-	1	-	-	-----	U/A
			-	-	-	1	-	-	1015319	----- U
			-	-	-	1	-	-	-----	U



# F-2-9

# CONTROL PANEL(EU30IS-U/EU30IS1-U)

F15



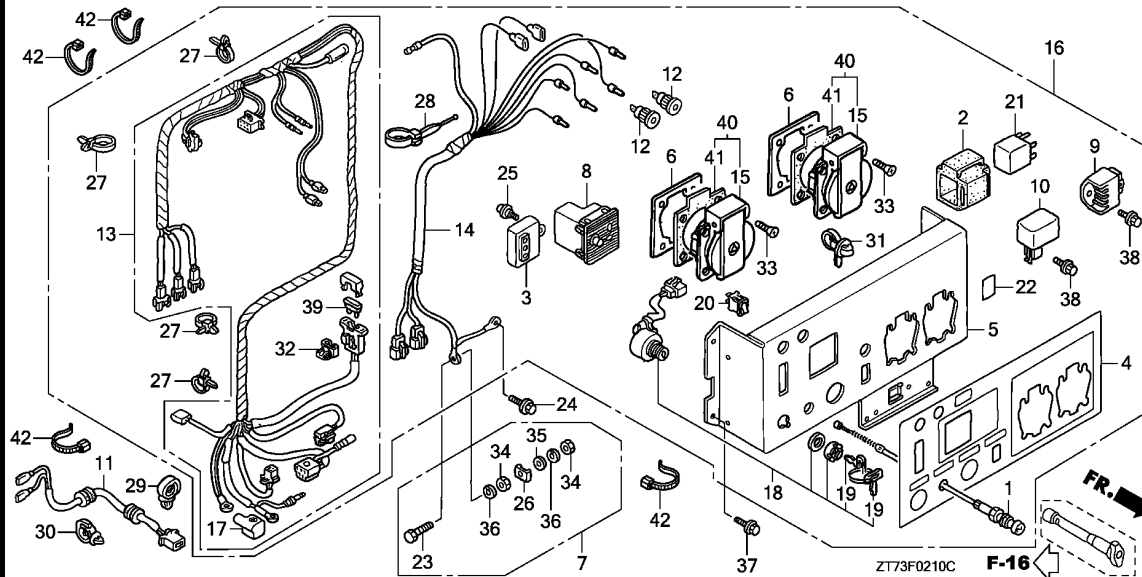
3

Ref. No.	Part No.	Description	Reqd. QTY						Serial No.	Parts catalogue code
			EU 26 i	EU 26 iK1	EU 2600 i	EU 30 is	EU 30 is1	EU 3000 is		
39	91550-SE0-003	CLIP, WIRE HARNESS(GRAY) . . . .	-	-	-	1	-	-	-----	U/A
			-	-	-	1	-	-	1015319 -----	U
40	30401-GA7-000	CUSHION, C.D.I. UNIT . . . . .	-	-	-	1	-	-	-----	U
			-	-	-	1	-	-	1015319 -----	U/A
			-	-	-	1	-	-	-----	U
41	38398-YM2-B50	FILTER, SUB NOISE(AC) . . . . .	-	-	-	-	1	-	-----	U
42	38398-Z07-C60	SUPPORTER, FILTER . . . . .	-	-	-	-	1	-	-----	U
43	90672-ZB7-811	TIE, CABLE . . . . .	-	-	-	-	6	-	-----	U
44	90650-KV6-003	BAND, WIRE, 95MM . . . . .	-	-	-	-	4	-	-----	U

# F-2-10

# CONTROL PANEL(EU30IS-SK/EU30IS1-SK1)

# F16



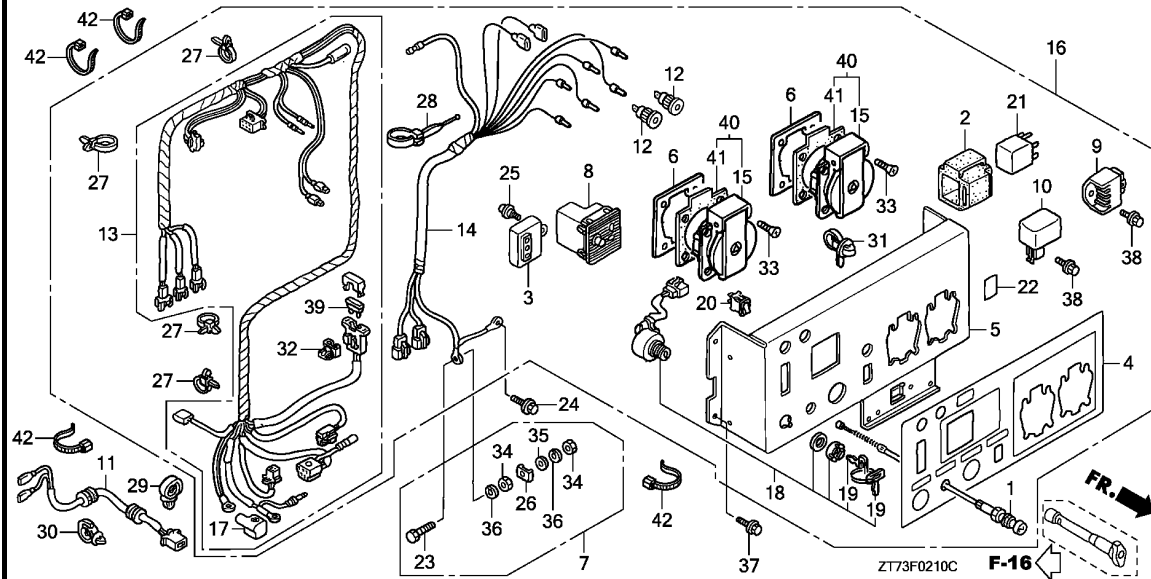
Ref. No.	L.O.N.	(Relative ref. Number) Description	F.R.T.
1	8111A9	CABLE, CHOKE .....	0.7
3	6141B5	IGNITION UNIT .....	0.6
5	6221N9	PANEL, GENERATOR CONTROL .....	2.0
7	6221E1	TERMINAL SET, EARTH .....	0.2
8	6221A9	CONSENT, DIRECT CURRENT .....	0.2
9	6201A8	RECTIFIER, GENERATOR (CONTROL PANEL) .....	0.2
10	6201A8	RECTIFIER, GENERATOR (CONTROL PANEL) .....	0.2
11	6111C0	HARNESS, ENGINE WIRE .....	1.0
13	6111B9	HARNESS, CONTROL WIRE .....	1.4
14	6111D6	SUB HARNESS, CONTROL WIRE(B) (40) .....	0.8
15	6221D5	RECEPTACLE/CONSENT, CONTROL PANEL .....	0.7
	6221E5	RECEPTACLE/CONSENT, CONTROL PANEL :ALL .....	0.8
16	4131D6	PANEL ASSEMBLY, GENERATOR CONTROL .....	1.2
18	6151E1	SWITCH, COMBINATION .....	0.6
20	6151E5	SWITCH, AUTO THROTTLE .....	0.1
21	612111	RELAY, STARTER .....	0.2
39	8121A7	FUSE, BLADE .....	0.1

Ref. No.	Part No.	Description	Reqd. QTY						Serial No.	Parts catalogue code
			EU 26 i	EU 26 iK1	EU 2600 i	EU 30 is	EU 30 is1	EU 3000 is		
1	17950-ZS9-003	CABLE COMP., CHOKE .....	-	-	-	1	1	-	SK,SK/A,SK1	
2	30401-GA7-000	CUSHION, C.D.I. UNIT .....	-	-	-	1	1	-	SK,SK/A,SK1	
3	30585-ZS9-A01	IGNITION UNIT .....	-	-	-	1	-	SK	1237040	
	30585-ZS9-A02	.....	-	-	-	1	-	1237041	SK/A,SK1	
4	31406-ZS9-R40	MARK, CONTROL PANEL(SK1) .....	-	-	-	1	1	-	SK1	
	31406-ZS9-R20	MARK, CONTROL PANEL .....	-	-	-	1	-	-	SK,SK/A	
5	31420-ZS9-A81	PANEL COMP., CONTROL .....	-	-	-	1	1	-	SK,SK/A,SK1	
6	31426-ZA8-761	PLATE, CONSENT SETTING .....	-	-	-	2	2	-	SK,SK/A,SK1	
7	31428-899-840	TERMINAL SET, EARTH .....	-	-	-	1	1	-	SK,SK/A,SK1	
8	31460-ZS9-A01	CONSENT COMP., D.C. ....	-	-	-	1	1	-	SK,SK/A,SK1	
9	31710-ZS9-A01	RECTIFIER ASSY. ....	-	-	-	1	-	SK	1231269	
	31710-ZS9-A02	.....	-	-	-	1	-	1231270	SK/A,SK1	
10	31750-ZS9-A01	RECTIFIER COMP., REGULATOR ..	-	-	-	1	-	SK	1237040	
	31750-ZS9-A02	.....	-	-	-	1	-	1237041	SK/A,SK1	
			-	-	-	1	-	-	SK1	
11	32110-ZS9-A00	HARNESS ASSY., ENGINE WIRE ..	-	-	-	1	1	-	SK,SK/A,SK1	
12	32139-ZC3-G01	SOCKET, COMPOSITE .....	-	-	-	2	2	-	SK,SK/A,SK1	
13	32150-ZS9-A32	HARNESS ASSY., CONTROL WIRE ..	-	-	-	1	-	-	SK,SK/A,SK1	
	32100-ZS9-C81	HARNESS ASSY., MAIN WIRE .....	-	-	-	-	1	-	SK1	
14	32196-ZS9-R21	HARNESS ASSY., CONTROL WIRE ..	-	-	-	-	-	-	-	
		(SUB)	-	-	-	1	-	-	SK,SK/A,SK1	
	32150-ZS9-C71	HARNESS ASSY., CONTROL WIRE ..	-	-	-	-	1	-	SK1	

F-2-10

CONTROL PANEL(EU30IS-SK/EU30IS1-SK1)

G 1

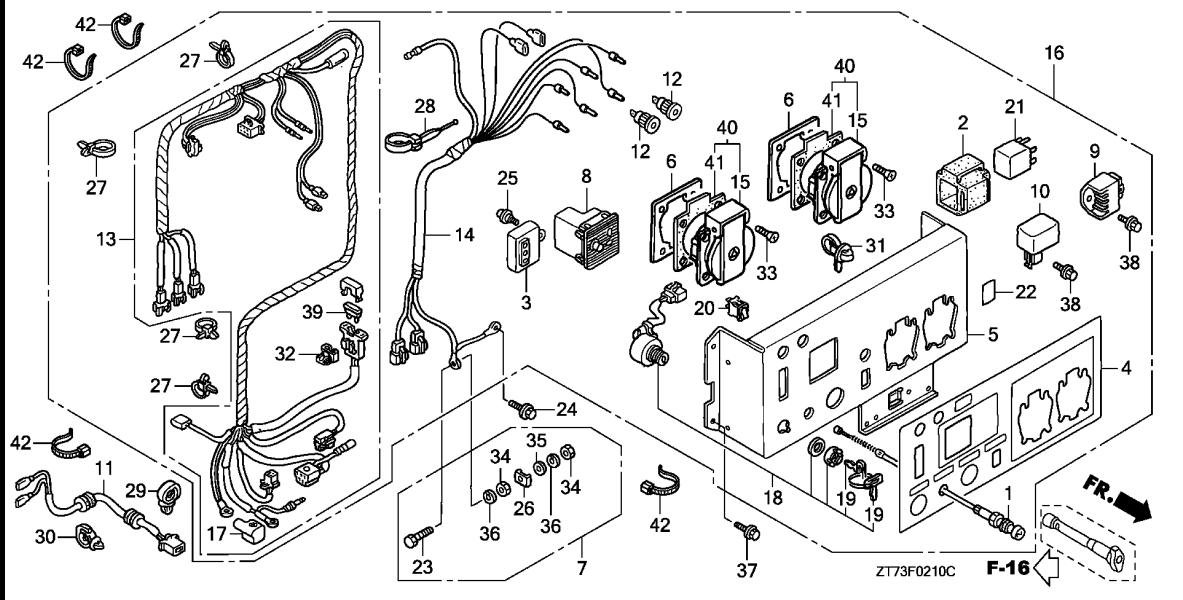


Ref. No.	Part No.	Description	Reqd. QTY						Serial No.	Parts catalogue code
			EU 26 i	EU 26 iK1	EU 2600 i	EU 30 is	EU 30 is1	EU 3000 is		
15	32331-ZT3-C60	RECEPTACLE(16A/250V)	-	-	-	2	2	-	-----	SK1
	32331-875-610	.....	-	-	-	2	-	-	-----	SK
	32331-ZT3-C60	.....	-	-	-	2	-	-	1202468	SK/A
	32331-ZT3-C60	.....	-	-	-	2	-	-	1202469	SK/A
16	32340-ZS9-R21	PANEL ASSY., CONTROL	-	-	-	1	-	-	-----	SK,SK/A
17	32412-MJ6-000	COVER, BATTERY TERMINAL	-	-	-	1	1	-	-----	SK,SK/A,SK1
18	35100-ZB4-013	SWITCH ASSY., COMBINATION	-	-	-	1	-	-	-----	SK
	35100-ZB4-023	.....	-	-	-	1	-	-	1237040	SK/A,SK1
	35100-ZB4-023	.....	-	-	-	1	-	-	1237041	SK/A,SK1
19	35111-880-013	KEY COMP.	-	-	-	2	2	-	-----	SK,SK/A,SK1
20	36214-ZS9-A00	SWITCH COMP., AUTO-THROTTLE	-	-	-	1	-	-	-----	SK
	36214-ZS9-A01	.....	-	-	-	1	-	-	1272785	SK/A,SK1
	36214-ZS9-A01	.....	-	-	-	1	-	-	1272786	SK/A,SK1
	36214-ZS9-A01	.....	-	-	-	1	-	-	-----	SK1
21	38510-ZS9-A01	RELAY ASSY., POWER(5P)	-	-	-	1	1	-	-----	SK,SK/A,SK1
22	87117-ZS9-A60	MARK, FUSE	-	-	-	1	1	-	-----	SK,SK/A,SK1
23	90011-899-840	BOLT, HEX., 6X28	-	-	-	1	1	-	-----	SK,SK/A,SK1
24	90013-883-000	BOLT, FLANGE, 6X12(CT200)	-	-	-	1	1	-	-----	SK,SK/A,SK1
25	90108-MN0-000	SCREW, PAN, 5X13	-	-	-	1	1	-	-----	SK,SK/A,SK1
26	90501-ZA7-640	RETAINER, 6MM	-	-	-	1	1	-	-----	SK,SK/A,SK1
27	90672-ZB4-003	TIE, CABLE	-	-	-	5	5	-	-----	SK,SK/A,SK1
28	90672-ZB7-811	TIE, CABLE	-	-	-	3	3	-	-----	SK,SK/A,SK1
29	90683-SA0-003	CLIP, WIRE HARNESS, 25MM	-	-	-	1	1	-	-----	SK,SK/A,SK1
30	90691-ZB7-003	CLIP, HARNESS	-	-	-	1	1	-	-----	SK,SK/A,SK1

F-2-10

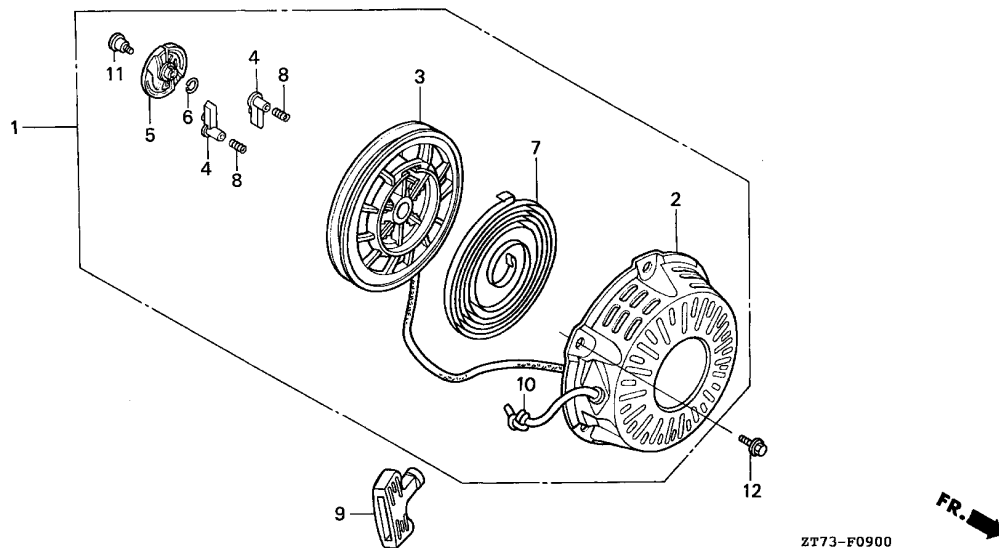
CONTROL PANEL(EU30IS-SK/EU30IS1-SK1)

G 2



Ref. No.	Part No.	Description	Reqd. QTY						Serial No.	Parts catalogue code
			EU 26 i	EU 26 iK1	EU 2600 i	EU 30 is	EU 30 is1	EU 3000 is		
31	91550-SE0-003	CLIP, WIRE HARNESS(GRAY) . . . . .	-	-	-	1	1	-	-----	SK,SK/A,SK1
32	91565-SH3-003	CLIP, COUPLER HOLDER(BROWN) . . . . .	-	-	-	1	1	-	-----	SK,SK/A,SK1
33	93600-04016-1G	SCREW, FLAT, 4X16 . . . . .	-	-	-	8	8	-	-----	SK,SK/A,SK1
34	94001-06390-0S	NUT, HEX., 6MM . . . . .	-	-	-	2	2	-	-----	SK,SK/A,SK1
35	94101-06800	WASHER, PLAIN, 6MM . . . . .	-	-	-	1	1	-	-----	SK,SK/A,SK1
36	94111-06800	WASHER, SPRING, 6MM . . . . .	-	-	-	2	2	-	-----	SK,SK/A,SK1
37	95701-06010-00	BOLT, FLANGE, 6X10 . . . . .	-	-	-	4	4	-	-----	SK,SK/A,SK1
38	95701-06012-00	BOLT, FLANGE, 6X12 . . . . .	-	-	-	2	-	-	-----	SK
	95701-06010-00	BOLT, FLANGE, 6X10 . . . . .	-	-	-	2	-	-	1225305	SK/A,SK1
			-	-	-	2	-	-	1225306	SK/A,SK1
			-	-	-	-	2	-	-----	SK1
39	98200-30500	FUSE, BLADE(5A) . . . . .	-	-	-	1	1	-	-----	SK,SK/A,SK1
40	06320-ZT3-305	RECEPTACLE SET(16A-250V) . . . . .	-	-	-	(2)	-	-	-----	SK,SK/A,SK1
41	32335-875-610	PACKING, RECEPTACLE . . . . .	-	-	-	2	2	-	-----	SK/A,SK1
42	90650-KV6-003	BAND, WIRE, 95MM . . . . .	-	-	-	-	4	-	-----	SK1

3



Ref. No.	L.O.N.	(Relative ref. Number) Description	F.R.T.
1	1121B9	STARTER, RECOIL .....	1.5
3	1121B1	REEL, RECOIL STARTER .....	1.7
4		(8)	
	1121B0	STARTER RATCHET AND/OR SPRING .....	1.6
5	1121A4	GUIDE, RATCHET .....	1.6
7	1121B7	SPRING, RECOIL STARTER RETURN .....	1.7
9	1121A3	GRIP, RECOIL STARTER .....	0.1
10	1121B3	ROPE, RECOIL STARTER .....	1.7

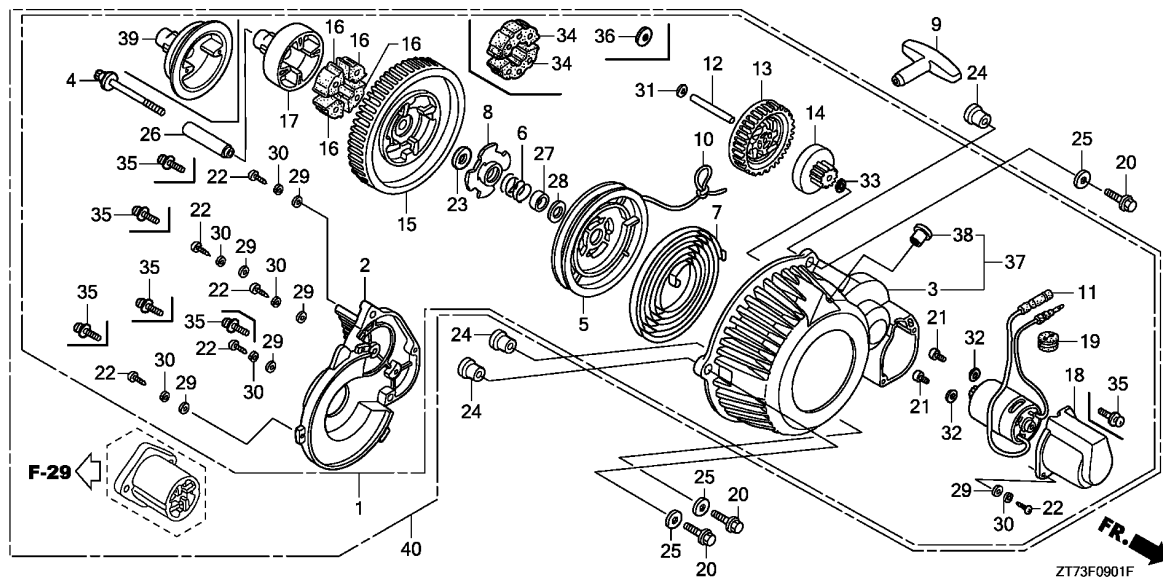
3

Ref. No.	Part No.	Description	Reqd. QTY						Serial No.	Parts catalogue code
			EU 26 i	EU 26 iK1	EU 2600 i	EU 30 is	EU 30 is1	EU 3000 is		
1	28400-ZS9-C01ZB	STARTER ASSY., RECOIL *NH105*...MAT BLACK (#15-#20)	1	1	1	-	-	-		
2	28410-ZH8-003ZG	CASE COMP., RECOIL STARTER *NH105*...MAT BLACK (#15-#20)	1	1	1	-	-	-		
3	28420-ZH8-013	REEL, RECOIL STARTER(NATURAL)	1	1	1	-	-	-		
4	28422-ZH8-013	RATCHET, STARTER .....	2	2	2	-	-	-		
5	28433-ZH8-003	GUIDE, RATCHET .....	1	1	1	-	-	-		
6	28441-ZH8-003	SPRING, FRICTION .....	1	1	1	-	-	-		
7	28442-ZH8-003	SPRING, RECOIL STARTER .....	1	1	1	-	-	-		
8	28443-ZH8-003	SPRING, RETURN .....	2	2	2	-	-	-		
9	28461-ZH8-003	GRIP, STARTER .....	1	-	1	-	-	-	-----	B,B/A,C,F,F/A,G,G/A,L,L/A,L/B,R,R/A,S,S/A,S/B,U,U/A U/B
	28461-ZH8-013	.....	1	-	-	-	-	-	-----	1027683 B/B,F/B,G/B,GW,R/B 1027684 ----- B/B,F/B,G/B,GW,R/B
10	28462-ZH8-003	ROPE, RECOIL STARTER .....	1	1	1	-	-	-		
11	90003-ZH8-003	SCREW, SETTING .....	1	1	1	-	-	-		
12	90013-883-000	BOLT, FLANGE, 6X12(CT200) ...	3	3	3	-	-	-		

F-9-1

RECOIL STARTER/STARTER MOTOR

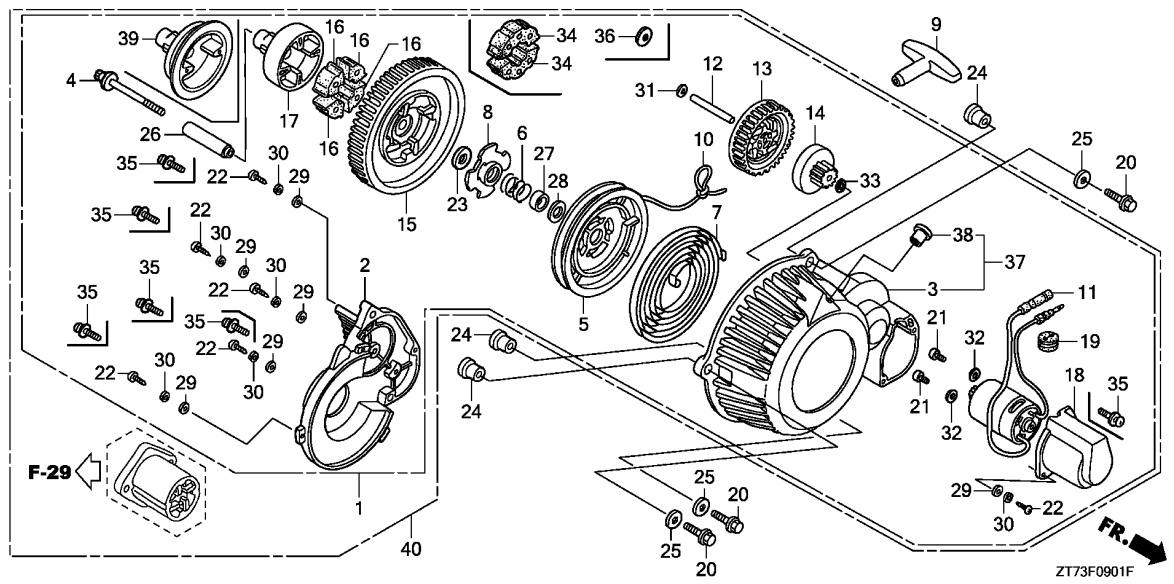
G 4



Ref. No.	L.O.N.	(Relative ref. Number) Description	F.R.T.
1	1121C0	RECOIL STARTER AND STARTER MOTOR .....	1.5
2	1121C1	COVER, RECOIL STATER GEAR ....	1.6
3		(37)	
5	1121A1	CASE, RECOIL STARTER .....	1.9
7	1121B1	REEL, RECOIL STARTER .....	1.9
8	1121B7	SPRING, RECOIL STARTER RETURN (6,23,27,28)	1.9
9	1121A4	GUIDE, RATCHET .....	1.7
10	1121A3	GRIP, RECOIL STARTER .....	0.1
11	1121B3	ROPE, RECOIL STARTER .....	1.9
13	6121D5	MOTOR, STARTER .....	1.9
15	1121C2	GEAR, RECOIL STARTER(B) .....	1.6
16	1121C5	GEAR, RECOIL STARTER(F) .....	1.7
17		(34)	
17	1121C4	DAMPER, RECOIL STARTER .....	1.7
40	1121C3	CAM, RECOIL STARTER DRIVE ....	1.7
	1121F5	RECOIL STARTER AND STARTER MOTOR(A) .....	1.7

Ref. No.	Part No.	Description	Reqd. QTY						Serial No.	Parts catalogue code
			EU 26	EU 26 i	EU 2600	EU 30	EU 30 is	EU 3000		
1	28400-ZS9-A02	STARTER ASSY., STARTER MOTOR & RECOIL	-	-	-	1	-	1	-----	B/A,C/A,F/A,G/A,SK
	28400-ZS9-A01	.....	-	-	-	1	-	1	-----	1015318 B,C,F,G,L,R,S,U
	28400-ZS9-A02	.....	-	-	-	1	-	1	-----	1122182 B/B,C/B,F/B,G/B,L/A,R/A,S/A,SK/A,U/A
	28400-ZS9-A03	.....	-	-	-	1	-	1	-----	1211841 C/C,GW,SK1
	28400-ZS9-A02	.....	-	-	-	1	-	1	1015319	----- B,C,F,G,L,R,S,U
	28400-ZS9-A04	.....	-	-	-	1	-	1	1211842	----- B/B,C/C,F/B,G/B,GW/L/A,R/A,S/A,SK/A,SK1,U/A
	28400-ZS9-A03	.....	-	-	-	1	-	-	-----	CL,LT,RG,RH
	28400-ZS9-A03	.....	-	-	-	1	-	-	1122183	1211841 B/B,F/B,G/B,L/A,R/A,S/A,SK/A,U/A
	28400-ZS9-A04	.....	-	-	-	-	-	1	-----	
	28400-ZS9-A03	.....	-	-	-	-	-	1	1122183	----- C/B
2	28411-ZS9-A02	COVER, GEAR	-	-	-	1	-	1	-----	B/A,B/B,C/A,C/B,C/C,CL,F/A,F/B,G/A,G/B,GW/L/A,LT,R/A, RG,RH,S/A,SK,SK/A,SK1,U/A
	28411-ZS9-A01	.....	-	-	-	1	-	1	-----	1015318 B,C,F,G,L,R,S,U
	28411-ZS9-A02	.....	-	-	-	1	-	1	1015319	----- B,C,F,G,L,R,S,U
3	28414-ZS9-A02	CASE, RECOIL STARTER .....	-	-	-	1	-	1	-----	B/A,C/A,F/A,G/A,SK
	28414-ZS9-A01	.....	-	-	-	1	-	1	-----	1015318 B,C,F,G,L,R,S,U
	28414-ZS9-A02	.....	-	-	-	1	-	1	-----	1122182 B/B,C/B,F/B,G/B,L/A,R/A,S/A,SK/A,U/A
4	28416-ZS9-A01	BOLT, CENTER, 8MM .....	-	-	-	1	1	1	-----	1015319 B,C,F,G,L,R,S,U
5	28421-ZS9-A01	REEL, RECOIL STARTER .....	-	-	-	1	1	1		
6	28441-ZS9-A01	SPRING, FRICTION .....	-	-	-	1	1	1		
7	28442-ZS9-A01	SPRING, RECOIL STARTER .....	-	-	-	1	1	1		
8	28443-ZS9-A01	GUIDE, RATCHET .....	-	-	-	1	1	1		
9	28461-ZL8-003	GRIP, STARTER .....	-	-	-	1	1	1		
10	28462-ZS9-A01	ROPE, RECOIL STARTER .....	-	-	-	1	1	1		

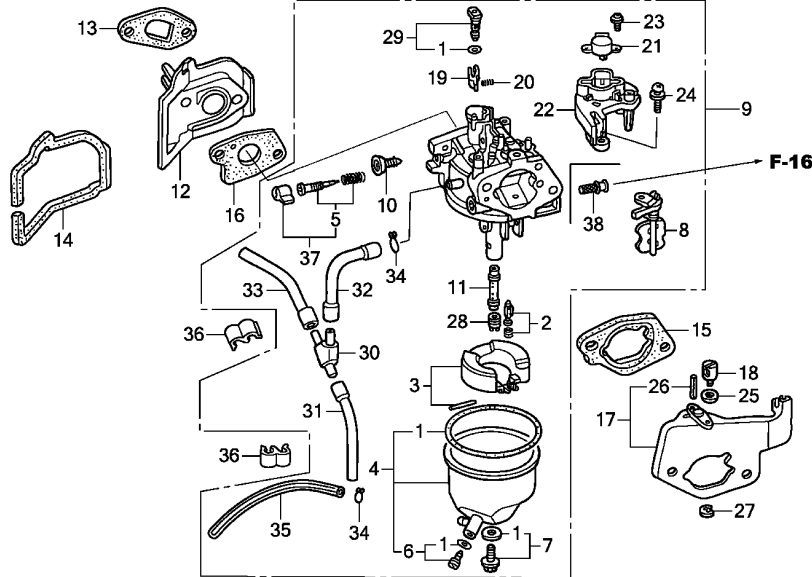
3



Ref. No.	Part No.	Description	Reqd. QTY						Serial No.	Parts catalogue code
			EU 26	EU 26 iK1	EU 2600	EU 30	EU 30 is1	EU 3000		
11	31210-ZS9-A02	MOTOR SET, STARTER(D.C.)	-	-	-	1	-	1	-----	B/A,B/B,C/A,C/B,C/C,CL,F/A,F/B,G/A,G/B,GW,L/A,LT,R/A RG,RH,S/A,SK,SK/A,SK1,U/A
	31210-ZS9-A01	.....	-	-	-	1	-	1	1015318	B,C,F,G,L,R,S,U
	31210-ZS9-A02	.....	-	-	-	1	-	1	1015319	B,C,F,G,L,R,S,U
12	31265-ZL8-H21	SHAFT, GEAR	-	-	-	1	-	1	-----	B/A,B/B,C/A,C/B,C/C,CL,F/A,F/B,G/A,G/B,GW,L/A,LT,R/A RG,RH,S/A,SK,SK/A,SK1,U/A
	31265-ZS9-A01	.....	-	-	-	1	-	1	1015318	B,C,F,G,L,R,S,U
	31265-ZL8-H21	.....	-	-	-	1	-	1	1015319	B,C,F,G,L,R,S,U
13	31267-ZS9-A02	GEAR(B)	-	-	-	1	-	1	-----	B/A,B/B,C/A,C/B,C/C,CL,F/A,F/B,G/A,G/B,GW,L/A,LT,R/A RG,RH,S/A,SK,SK/A,SK1,U/A
	31267-ZS9-A01	.....	-	-	-	1	-	1	1015318	B,C,F,G,L,R,S,U
	31267-ZS9-A02	.....	-	-	-	1	-	1	1015319	B,C,F,G,L,R,S,U
14	31268-ZL8-A01	GEAR(C)	-	-	-	1	-	1	-----	B/A,B/B,C/A,C/B,C/C,CL,F/A,F/B,G/A,G/B,GW,L/A,LT,R/A RG,RH,S/A,SK,SK/A,SK1,U/A
	31268-ZS9-A01	.....	-	-	-	1	-	1	1015318	B,C,F,G,L,R,S,U
	31268-ZL8-A01	.....	-	-	-	1	-	1	1015319	B,C,F,G,L,R,S,U
15	31269-ZL8-H21	GEAR(F)	-	-	-	1	-	1	-----	B/A,C/A,C/B,F/A,G/A,SK
	31269-ZS9-A01	.....	-	-	-	1	-	1	1015318	B,C,F,G,L,R,S,U
	31269-ZL8-H21	.....	-	-	-	1	-	1	1211841	B/B,C/C,F/B,G/B,GW,L/A,R/A,S/A,SK/A,SK1,U/A
		.....	-	-	-	1	-	1	1015319	B,C,F,G,L,R,S,U
	31269-ZL8-H22	.....	-	-	-	1	-	1	1211842	B/B,C/C,F/B,G/B,GW,L/A,R/A,S/A,SK/A,SK1,U/A
		.....	-	-	-	1	-	1	-----	CL,LT,RG,RH
16	31271-ZS9-A01	DAMPER	-	-	-	4	-	4	-----	1015318 B,C,F,G,L,R,S,U

Ref. No.	Part No.	Description	Reqd. QTY						Serial No.	Parts catalogue code
			EU 26 i	EU 26 iK1	EU 2600 i	EU 30 is	EU 30 is1	EU 3000 is		
17	31272-ZL8-H21	CAM, DRIVE .....	-	-	-	1	-	1	-----	B/A,C/A,C/B,F/A,G/A,SK
	31272-ZS9-A01	.....	-	-	-	1	-	1	-----	1015318 B,C,F,G,L,R,S,U
	31272-ZL8-H21	.....	-	-	-	1	-	1	-----	1211841 B/B,C/C,F/B,G/B,GW,L/A,R/A,S/A,SK/A,SK1,U/A
			-	-	-	1	-	1	-----	1015319 ----- B,C,F,G,L,R,S,U
18	31275-ZS9-A01	COVER, MOTOR .....	-	-	-	1	1	1		
19	31276-ZS9-A01	GROMMET .....	-	-	-	1	1	1		
20	90018-ZE1-000	BOLT, FLANGE, 6X23(CT200) ...	-	-	-	3	3	3		
21	90103-ZS9-A01	SCREW, 3X8 .....	-	-	-	3	-	3	-----	B/A,B/B,C/A,C/B,C/C,CL,F/A,F/B,G/A,G/B,GW,L/A,LT,R/A
	90101-ZS9-A01	SCREW, CAP, 3X8 .....	-	-	-	3	-	3	-----	1015318 RG,RH,S/A,SK,SK/A,SK1,U/A
	90103-ZS9-A01	SCREW, 3X8 .....	-	-	-	3	-	3	-----	1015319 B,C,F,G,L,R,S,U
			-	-	-	-	-	3		
22	90102-ZS9-A01	SCREW, 4X16 .....	-	-	-	8	-	8	-----	1015318 B,C,F,G,L,R,S,U
23	90501-ZS9-A01	WASHER C, 11MM .....	-	-	-	1	1	1		
24	90504-ZS9-000	COLLAR, RECOIL STARTER .....	-	-	-	3	3	3		
25	91414-671-000	WASHER, BLACK, 20MM .....	-	-	-	3	3	3		
26	91551-ZS9-A01	COLLAR, 1.8X51.4 .....	-	-	-	1	1	1		
27	91552-ZS9-A01	COLLAR, 2.15X9.4 .....	-	-	-	1	1	1		
28	91553-ZS9-A01	WASHER B(16MM) .....	-	-	-	1	1	1		
29	91555-ZS9-A01	WASHER A, 4MM .....	-	-	-	8	-	8	-----	1015318 B,C,F,G,L,R,S,U
30	91556-ZS9-A01	WASHER, SPRING, 4MM .....	-	-	-	8	-	8	-----	1015318 B,C,F,G,L,R,S,U
31	91556-ZS9-A01	WASHER, SPRING, 4MM .....	-	-	-	1	-	1	-----	1015318 B,C,F,G,L,R,S,U
32	91558-ZS9-A01	WASHER, 3.4MM .....	-	-	-	3	-	3	-----	B/A,B/B,C/A,C/B,C/C,CL,F/A,F/B,G/A,G/B,GW,L/A,LT,R/A
			-	-	-	3	-	3	-----	1015318 RG,RH,S/A,SK,SK/A,SK1,U/A
			-	-	-	-	-	3		
33	91556-ZS9-A01	WASHER, SPRING, 4MM .....	-	-	-	1	-	1	-----	1015318 B,C,F,G,L,R,S,U
34	31271-ZL8-H21	DAMPER .....	-	-	-	2	-	2	-----	B/A,B/B,C/A,C/B,C/C,CL,F/A,F/B,G/A,G/B,GW,L/A,LT,R/A
			-	-	-	2	-	2	-----	1015319 RG,RH,S/A,SK,SK/A,SK1,U/A
			-	-	-	-	-	2		
35	90104-ZS9-A01	SCREW-WASHER, 4X16 .....	-	-	-	8	-	8	-----	B/A,B/B,C/A,C/B,C/C,CL,F/A,F/B,G/A,G/B,GW,L/A,LT,R/A
			-	-	-	8	-	8	-----	1015319 RG,RH,S/A,SK,SK/A,SK1,U/A
			-	-	-	-	-	8		
36	91551-ZL8-H21	WASHER, 8MM .....	-	-	-	1	-	1	-----	B/A,B/B,C/A,C/B,C/C,CL,F/A,F/B,G/A,G/B,GW,L/A,LT,R/A
			-	-	-	1	-	1	-----	1015319 RG,RH,S/A,SK,SK/A,SK1,U/A
			-	-	-	-	-	1		
37	28414-ZS9-A03	CASE, RECOIL STARTER .....	-	-	-	1	-	1	-----	C/C,CL,GW,LT,RG,RH,SK1
			-	-	-	1	-	1	-----	1122183 B/B,C/B,F/B,G/B,L/A,R/A,S/A,SK/A,U/A
			-	-	-	-	-	1		
38	28475-Z0H-J71	GUIDE, ROPE .....	-	-	-	1	-	1	-----	C/C,CL,GW,LT,RG,RH,SK1
			-	-	-	1	-	1	-----	1122183 B/B,C/B,F/B,G/B,L/A,R/A,S/A,SK/A,U/A
			-	-	-	-	-	1		
39	31272-ZL8-H22	CAM, DRIVE .....	-	-	-	1	-	1	-----	1211842 B/B,C/C,F/B,G/B,GW,L/A,R/A,S/A,SK/A,SK1,U/A
			-	-	-	1	-	-	-----	CL,LT,RG,RH
			-	-	-	-	-	1		
40	06284-ZS9-325	STARTER KIT, SELF .....	-	-	-	1	-	-	-----	CL
			-	-	-	-	-	1		





ZT73F1300C

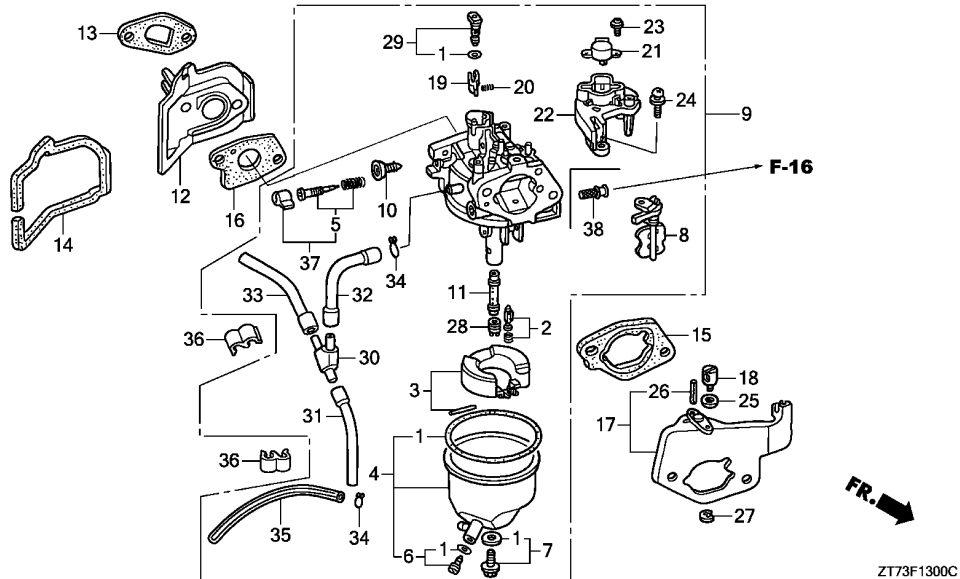
Ref. No.	L.O.N.	(Relative ref. Number) Description	F.R.T.
1	3111B1	GASKET SET, CARBURETOR (3)	0.4
2	3111E1	FLOAT VALVE SET AND/OR FLOAT SET	0.4
5	3111D7	SCREW SET, PILOT	0.2
9	3111F3	CARBURETOR (13,14)	0.3
12	3111C0	CARBURETOR INSULATOR AND/OR PACKING	0.3
16	3111C8	PACKING, CARBURETOR (15)	0.3
17	8101M5	STAY, CHOKE	0.2
21	6151F0	MOTOR, THROTTLE CONTROL	0.4
22	3111E9	BRACKET, THROTTLE MOTOR (11)	0.4
28	3111C3	JET, MAIN	0.4
38	3111T4	SCREEN, CARBURETOR FUEL STRAINER	0.3

3

Ref. No.	Part No.	Description	Reqd. QTY						Serial No.	Parts catalogue code
			EU 26	EU 26 iK1	EU 2600	EU 30	EU 30 is1	EU 3000		
1	16010-ZB9-005	GASKET SET	1	1	1	1	1	1		
2	16011-ZE0-005	VALVE SET, FLOAT	1	1	1	1	1	1		
3	16013-ZE0-005	FLOAT SET	1	-	1	1	-	1		
	16013-Z0S-B01		-	1	-	-	-	1		
4	16015-ZL0-D31	CHAMBER SET, FLOAT	1	-	1	1	-	1		
	16015-Z0V-D11		-	1	-	-	-	1		
5	16016-ZE0-005	SCREW SET, PILOT (CARBURETOR NO.)	1	-	1	-	-	-	-----	BE67E C B,C,F,G,L,R,S,U
	..		-	-	-	1	-	1	-----	BE74C C B/B,A,B/B,C,C/A,C/B,C/C,F,F/A,F/B,G,G/A,G/B,L/A,R R/A,S,S/A,U,U/A
6	16024-ZB9-005	SCREW SET, DRAIN	1	1	1	1	1	1		
7	16028-ZE0-005	SCREW SET	1	-	1	1	-	1		
	16028-Z5T-901		-	1	-	-	-	1		
8	16044-ZE7-005	CHOKE SET	1	1	1	1	1	1		
9	16100-ZK8-D21	CARBURETOR ASSY. (BE67E A)	1	-	1	-	-	-	-----	1001951 B,C,F,G,L,R,S,U
	16100-ZK8-D22	CARBURETOR ASSY. (BE67E B)	1	-	1	-	-	-	1001952	1002235 B,C,F,G,L,R,S,U
	16100-ZK8-D23	CARBURETOR ASSY. (BE67E C)	1	-	1	-	-	-	1002236	1002492 B,C,F,G,L,R,S,U
	16100-ZK8-D63	CARBURETOR ASSY. (BE67D C/D)	1	-	1	-	-	-	1002493	----- B,C,F,G,L,R,S,U
			1	-	-	-	-	-	-----	B/A,F/A,G/A,L/A,L/B,R/A,S/A,S/B,U/A,U/B
			1	-	-	-	-	-	-----	1026513 B/B,F/B,G/B,GW,R/B
			1	-	-	-	-	-	1026514	1031858 B/B,F/B,G/B,GW,R/B
			-	-	-	-	-	-	1031859	----- B/B,F/B,G/B,GW,R/B
			-	1	-	-	-	-	-----	B/A,C/A,F/A,G/A,SK
			-	-	-	-	-	-	-----	1003614 B,C,F,G,L,R,S,U
			-	-	-	-	-	-	-----	1177684 B/B,C/B,F/B,G/B,L/A,R/A,S/A,SK/A,U/A
			-	-	-	-	-	-	-----	1280528 C/C,GW,LT,RH,SK1
			-	-	-	1	-	1	1003615	1006718 B,C,F,G,L,R,S,U

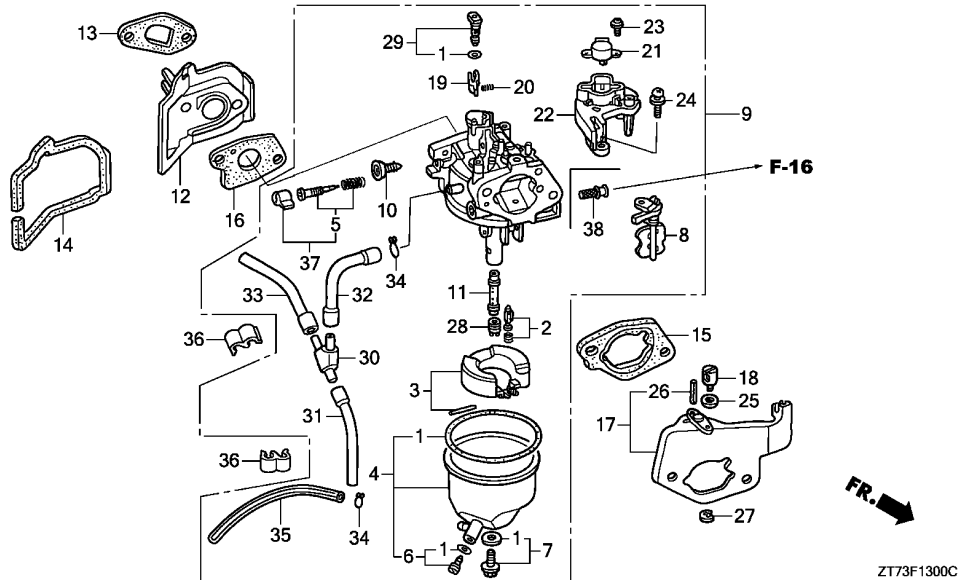
Ref. No.	Part No.	Description	Reqd. QTY						Serial No.	Parts catalogue code
			EU 26 i	EU 26 iK1	EU 2600 i	EU 30 is	EU 30 is1	EU 3000 is		
(9)	16100-ZL0-D63	CARBURETOR ASSY.(BE74D C) ...	-	-	-	1	-	1	1006719	----- B,C,F,G,L,R,S,U
	16100-ZL0-D65	CARBURETOR ASSY.(BE74D F) ...	-	-	-	1	-	-	1393541	CL,GW,RG
	16100-ZL0-D64	CARBURETOR ASSY.(BE74D D/E) -	-	-	-	1	-	-	1177685	1280528 B/B,F/B,G/B,L/A,R/A,S/A,SK/A,U/A
	16100-ZL0-D65	CARBURETOR ASSY.(BE74D F) ...	-	-	-	1	-	-	1280529	1393541 L/A,LT,R/A,RH,S/A,SK/A,SK1,U/A
			-	-	-	1	-	-	1280529	1393927 B/B,F/B,G/B
	16100-ZL0-D66	.....	-	-	-	1	-	-	1393542	----- CL,GW,L/A,LT,R/A,RG,RH,S/A,SK/A,SK1,U/A
			-	-	-	1	-	-	1393928	----- B/B,F/B,G/B
	16100-Z0V-D12	CARBURETOR ASSY.(BEA0D A) ...	-	-	-	-	-	1	-	-
	16100-ZL0-D64	CARBURETOR ASSY.(BE74D D/E) -	-	-	-	-	-	1	1177685	----- C/B
	16100-ZL0-D65	CARBURETOR ASSY.(BE74D F) ...	-	-	-	-	-	1	1280529	----- C/C
10	16124-ZE0-005	SCREW, THROTTLE STOP .....	1	1	1	1	1	1	-	-
11	16166-ZH8-W50	NOZZLE, MAIN .....	1	1	1	-	-	-	-	-
	16166-ZL0-D01	.....	-	-	-	1	1	1	-	-
12	16211-ZL0-D30	INSULATOR, CARBURETOR .....	1	-	1	-	-	1	-----	----- B,B/A,C,C/A,C/B,F,F/A,G,G/A,L,L/A,L/B,R,R/A,S,S/A,S/B
			1	-	-	-	-	-	1025860	U,U/A,U/B
	16211-ZL0-D31	.....	1	-	-	-	-	-	1025861	B/B,F/B,G/B,GW,R/B
			-	1	-	-	-	1	-	B/B,F/B,G/B,GW,R/B
	16211-ZL0-D30	.....	-	-	-	1	-	1	-----	----- 1267441 B/B,C/C,F/B,G/B,GW,L/A,R/A,S/A,SK/A,SK1,U/A
	16211-ZL0-D31	.....	-	-	-	1	-	1	1267442	----- B/B,C/C,F/B,G/B,GW,L/A,R/A,S/A,SK/A,SK1,U/A
	16211-ZL0-D30	.....	-	-	-	1	-	-	-----	----- B,B/A,F,F/A,G,G/A,L,R,S,SK,U
	16211-ZL0-D31	.....	-	-	-	1	-	-	-----	----- CL,LT,RG,RH
13	16212-ZH8-800	PACKING, INSULATOR .....	1	1	1	1	1	1	-	-
14	16217-ZL0-D30	SEAL, CARBURETOR INSULATOR ..	1	1	1	1	1	1	-	-
15	16269-ZE1-800	PACKING, AIR CLEANER .....	1	1	1	1	1	1	-	-
16	16221-ZH8-801	PACKING, CARBURETOR .....	1	1	1	1	1	1	-	-
17	16260-ZB6-000	STAY COMP., CHOKE .....	1	1	1	1	1	1	-	-
18	16617-ZL0-D30	HOLDER, CABLE .....	1	1	1	1	1	1	-	-
19	36161-ZL0-D31	LEVER, LINK .....	1	1	1	1	1	1	-	-
20	36162-ZL0-D31	SPRING, COMPRESSION COIL ....	1	1	1	1	1	1	-	-
21	36165-ZL0-D31	MOTOR COMP., THROTTLE CONTROL	1	-	1	-	-	1	-----	----- B,B/A,C,C/A,C/B,F,F/A,G,G/A,L,L/A,L/B,R,R/A,S,S/A,S/B
			1	-	-	-	-	-	1026513	U,U/A,U/B
	36165-ZL0-E21	.....	1	-	-	-	-	-	1026514	B/B,F/B,G/B,GW,R/B
	36165-ZL0-E61	.....	1	-	-	-	-	-	1031858	B/B,F/B,G/B,GW,R/B
			-	1	-	-	1	-	1031859	B/B,F/B,G/B,GW,R/B
	36165-ZL0-D31	.....	-	-	-	1	-	1	-----	----- 1280528 B,B/B,C,C/C,F,F/B,G,G/B,GW,L,L/A,LT,R,R/A,RH,S,S/A,SK
			-	-	-	1	-	1	-----	----- SK/A,SK1,U,U/A
	36165-ZL0-E21	.....	-	-	-	1	-	1	1280529	----- B,C,C/C,F,G,L,R,S,SK,U
	36165-ZL0-D31	.....	-	-	-	1	-	-	-----	----- B,B/A,F,F/A,G,G/A,R,S,SK,U
	36165-ZL0-E21	.....	-	-	-	1	-	-	1393541	CL,GW,RG
			-	-	-	1	-	-	1280529	1393541 L/A,R/A,RH,S/A,SK/A,SK1,U/A
			-	-	-	1	-	-	1280529	1393927 B/B,F/B,G/B
	36165-ZL0-E61	.....	-	-	-	1	-	-	1393542	----- CL,GW,L/A,LT,R/A,RG,RH,S/A,SK/A,SK1,U/A
			-	-	-	1	-	-	1393928	----- B/B,F/B,G/B
22	36166-ZL0-D31	BRACKET, THROTTLE MOTOR .....	1	1	1	1	1	1	-	-
23	90003-ZL0-D30	SCREW-WASHER, 3X8 .....	2	2	2	2	2	2	-	-
24	93893-04010-18	SCREW-WASHER, 4X10 .....	2	2	2	2	2	2	-	-
25	94101-06800	WASHER, PLAIN, 6MM .....	1	1	1	1	1	1	-	-
26	94305-20182	PIN, SPRING, 2X18 .....	1	1	1	1	1	1	-	-
27	94540-05018	E-RING, 5MM .....	1	1	1	1	1	1	-	-
28	99101-ZH8-0700	JET, MAIN, #70 .....	(1)	(1)	(1)	(1)	(1)	(1)	-	-
	99101-ZH8-0680	JET, MAIN, #68 .....	(1)	(1)	(1)	-	-	-	-	-



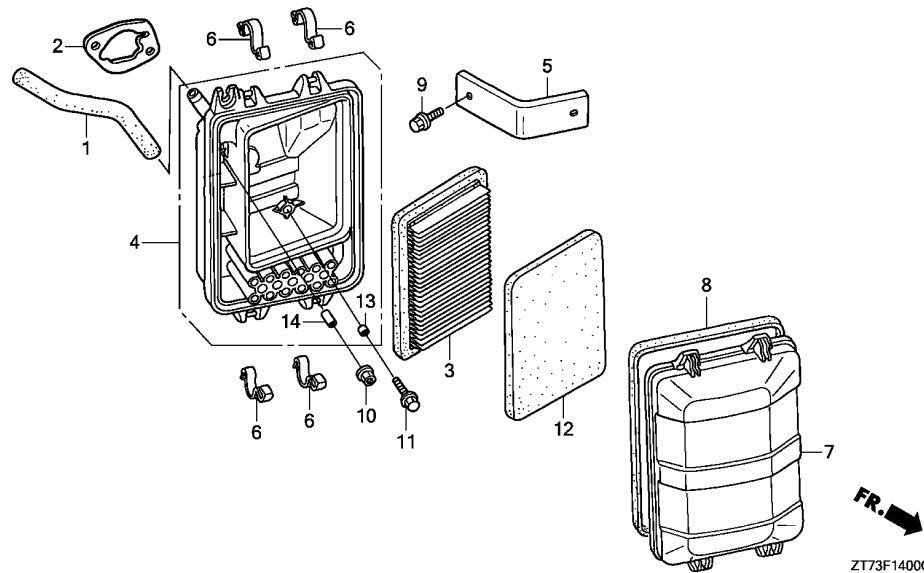


3

Ref. No.	Part No.	Description	Reqd. QTY						Serial No.	Parts catalogue code
			EU 26	EU 26 iK1	EU 2600	EU 30	EU 30 is1	EU 3000		
28)	99101-ZH8-0720	JET, MAIN, #72 .....	1	1	1	-	-	-		
	99101-ZH8-0750	JET, MAIN, #75 .....	-	-	-	(1)	(1)	(1)		
29	99204-ZE0-0350	JET SET, PILOT, #35 .....	1	1	1	-	-	-		
	99204-ZE2-0450	JET SET, PILOT, #45 .....	-	-	-	1	1	1		
30	16112-ZM7-D01	JOINT, AIR VENT TUBE (CARBURETOR NO.) .....	1	-	1	-	-	-	BE67E B	B,C,F,G,L,R,S,U C,C/A,C/B,C/C,GW
			1	-	-	-	-	1		
			-	1	-	1	1	-		
31	16199-ZL0-D31	TUBE, AIR VENT .....	1	-	1	-	-	-	BE67E B	B,C,F,G,L,R,S,U C,C/A,C/B,C/C,GW
		(CARBURETOR NO.) .....	1	-	-	-	-	1		
			-	1	-	1	1	-		
32	95003-07010-31	TUBE, VINYL, 4X7X100 (95003-07001-60M) (CARBURETOR NO.) .....	1	-	1	-	-	-	BE67E B	B,C,F,G,L,R,S,U C,C/A,C/B,C/C,GW
			1	-	-	-	-	1		
			-	1	-	1	1	-		
33	95003-07011-31	TUBE, VINYL, 4X7X110 (95003-07001-60M) (CARBURETOR NO.) .....	1	-	1	-	-	-	BE67E B	B,C,F,G,L,R,S,U C,C/A,C/B,C/C,GW
			1	-	-	-	-	1		
			-	1	-	1	1	-		
34	95002-35000	CLIP, TUBE(C6.5) .....	2	2	2	2	2	2		
35	95003-05020-31	TUBE, VINYL, 3.5X6.5X200 (95003-05001-60M) .....	1	1	1	1	1	1		

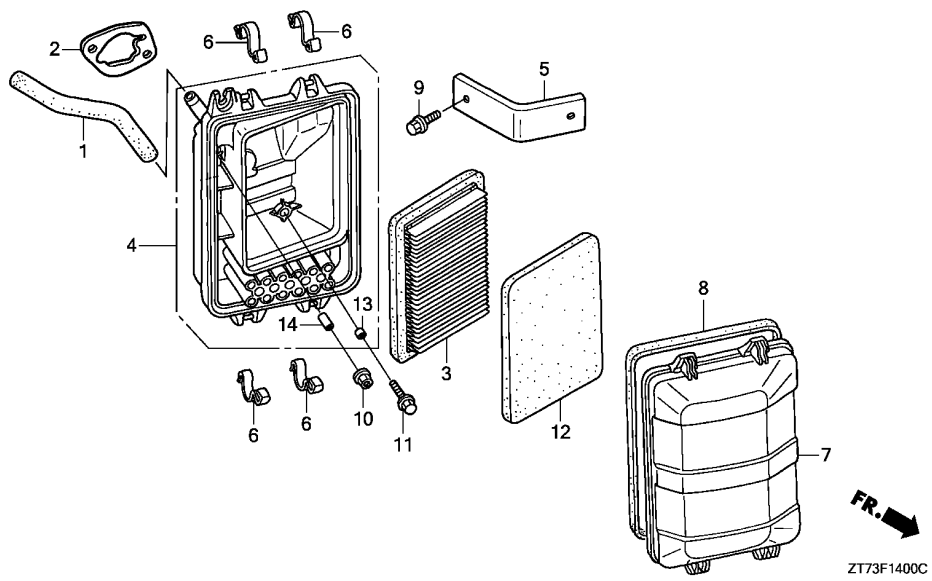


Ref. No.	Part No.	Description	Reqd. QTY							Serial No.	Parts catalogue code
			EU 26 i	EU 26 iK1	EU 2600 i	EU 30 is	EU 30 is1	EU 3000 is			
36	17205-PC6-000	CLAMP, TUBE, 7.5X2 .....	2	-	2	-	-	-	1001952	----- B,C,F,G,L,R,S,U ----- B/A,B/B,C,C/A,C/B,C/C,F/A,F/B,G/A,G/B,GW,L/A,L/B,R/A ----- R/B,S/A,S/B,U/A,U/B	
37	16016-ZH7-W01	SCREW SET, PILOT .....	1	-	1	-	-	-	BE67D C	----- B,C,F,G,L,R,S,U ----- GW	
		(CARBURETOR NO.)	-	-	-	-	-	-			
		(CARBURETOR NO.)	-	-	-	1	-	1	BE74D C	----- B,B/A,B/B,C,C/A,C/B,C/C,F,F/A,F/B,G,G/A,G/B,L/L/A,R ----- R/A,S,S/A,U,U/A	
38	16176-Z2G-D51	SCREEN, FUEL STRAINER .....	-	-	-	1	-	-	-----	----- CL,GW,LT,RG,RH,SK,SK/A,SK1	



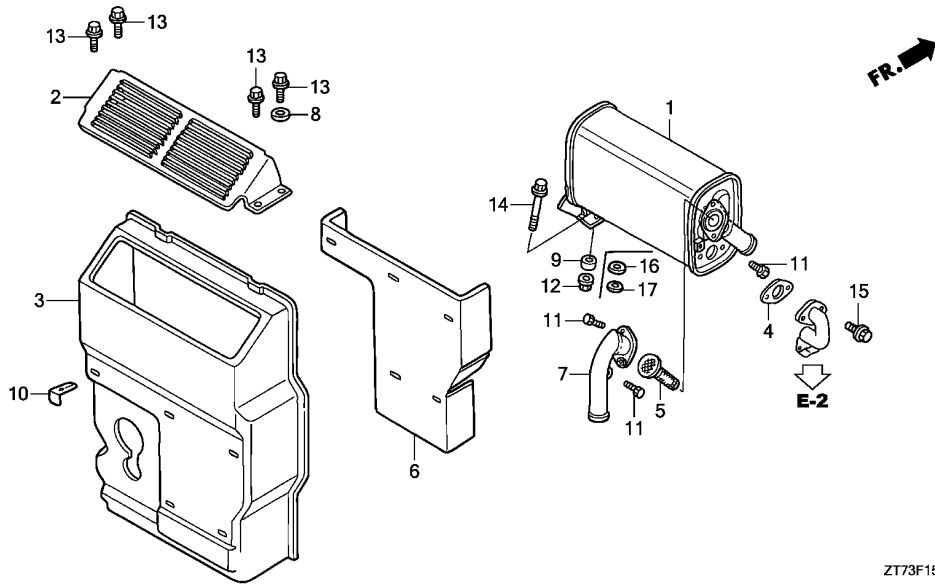
Ref. No.	L.O.N.	(Relative ref. Number) Description	F.R.T.
1	1111K5	TUBE, BREATHER .....	0.1
2	3111D9	SPACER, CARBURETOR .....	0.2
3	3121B8	ELEMENT, AIR CLEANER .....	0.1
.INCLUDES: Air cleaner element -inspection			
4	3121A5	CASE, AIR CLEANER .....	0.2
7	3121B1	COVER, AIR CLEANER .....	0.1
8	3121E9	SEAL, AIR CLEANER COVER .....	0.1
12	3121C1	FILTER, OUTER .....	0.1
.INCLUDES: Outer filter-inspection			

Ref. No.	Part No.	Description	Reqd. QTY						Serial No.	Parts catalogue code
			EU 26 i	EU 26 iK1	EU 2600 i	EU 30 is	EU 30 is1	EU 3000 is		
1	15721-ZS9-000	TUBE, BREATHER .....	1	1	1	1	1	1		
2	16220-ZE1-020	SPACER COMP., CARBURETOR .....	1	1	1	1	1	1		
3	17211-ZS9-A01	ELEMENT, AIR CLEANER .....	1	-	1	-	-	1	-----	B,C,F,G,L,R,S,U
	17211-ZS9-A02	.....	1	-	-	-	-	1	-----	B/B,C/B,F/B,G/B,GW/L/B,R/B,S/B,U/B
	17211-ZS9-A01	.....	1	-	-	-	-	-	1020414	B/A,F/A,G/A,L/A,R/A,S/A,U/A
	17211-ZS9-A02	.....	1	-	-	-	-	-	1020415	B/A,F/A,G/A,L/A,R/A,S/A,U/A
	17211-ZS9-A01	.....	-	1	-	-	-	1	-----	B/A,F/A,G/A,L/A,R/A,S/A,U/A
	17211-ZS9-A02	.....	-	-	-	1	-	1	1088504	C/A,G/A,R/A
	17211-ZS9-A02	.....	-	-	-	1	-	1	1088505	B/A,C/A,F/A,G/A,L/A,R/A,S/A,SK/A,U/A
	17211-ZS9-A01	.....	-	-	-	1	-	-	-----	B/B,CL,F/B,G/B,GW,LT,RG,RH,SK1
	17211-ZS9-A01	.....	-	-	-	1	-	-	-----	F,G,R,U
4	17220-ZS9-000	CASE COMP., AIR CLEANER .....	1	-	1	-	-	-	1002235	B,C,F,G,L,R,S,U
	17220-ZS9-010	.....	1	-	1	-	-	-	1002236	B,C,F,G,L,R,S,U
	17220-ZS9-000	.....	1	-	-	-	-	1	-----	B/A,B/B,C/A,C/B,C/C,F/A,F/B,G/A,G/B,GW/L/A,L/B,R/A,R/B,S/A,S/B,U/A,U/B
	17220-ZS9-000	.....	-	1	-	-	-	1	-----	B,C,F,G,L,R,S,U
	17220-ZS9-010	.....	-	-	-	1	-	1	1004352	B,C,F,G,L,R,S,U
	17220-ZS9-010	.....	-	-	-	1	-	-	-----	B/A,B/B,CL,F/A,F/B,G/A,G/B,GW/L/A,LT,R/A,RG,RH,S/A,SK SK/A,SK1,U/A
5	17222-ZT7-000	STAY, AIR CLEANER .....	1	1	1	-	-	-		
	17222-ZS9-000	.....	-	-	-	1	1	1		
6	17223-965-003	SPRING, AIR CLEANER CASE LID .....	4	4	4	4	4	4		
7	17231-ZS9-000	COVER, AIR CLEANER .....	1	-	1	-	-	-	1003045	B,C,F,G,L,R,S,U
	17231-ZS9-010	.....	1	-	1	-	-	-	1003046	B,C,F,G,L,R,S,U
	17231-ZS9-010	.....	1	-	-	-	-	1	-----	B/A,B/B,C/A,C/B,C/C,F/A,F/B,G/A,G/B,GW/L/A,L/B,R/A,R/B,S/A,S/B,U/A,U/B
	17231-ZS9-010	.....	-	1	-	-	1	-		



Ref. No.	Part No.	Description	Reqd. QTY						Serial No.	Parts catalogue code
			EU 26 i	EU 26 iK1	EU 2600 i	EU 30 is	EU 30 is1	EU 3000 is		
(7)	17231-ZS9-000	COVER, AIR CLEANER .....	-	-	-	1	-	1	1014473	B,C,F,G,L,R,S,U
	17231-ZS9-010	.....	-	-	-	1	-	1	1014474	B,C,F,G,L,R,S,U
			-	-	-	1	-	-		B/A,B/B,CL,F/A,F/B,G/A,G/B,GW,L/A,LT,R/A,RG,RH,S/A,SK SK/A,SK1,U/A
8	17233-ZS9-000	SEAL, AIR CLEANER COVER .....	1	1	1	1	1	1		
9	90029-888-000	BOLT, FLANGE, 6X16(CT200) ...	1	1	1	1	1	1		
10	94050-06000	NUT, FLANGE, 6MM .....	2	2	2	2	2	2		
11	95701-06016-00	BOLT, FLANGE, 6X16 .....	1	1	1	1	1	1		
12	17218-ZS9-A00	FILTER, OUTER .....	1	-	1	-	-	-	1003046	B,C,F,G,L,R,S,U
			1	-	-	-	-	1		B/A,B/B,C/A,C/B,C/C,F/A,F/B,G/A,G/B,GW,L/A,L/B,R/A,R/B S/A,S/B,U/A,U/B
			-	1	-	-	1	-		
			-	-	-	1	-	1	1014474	B,C,F,G,L,R,S,U
			-	-	-	1	-	-		B/A,B/B,CL,F/A,F/B,G/A,G/B,GW,L/A,LT,R/A,RG,RH,S/A,SK SK/A,SK1,U/A
13	17238-ZG9-M00	COLLAR, AIR CLEANER .....	1	1	1	1	1	1		
14	90501-ZS9-300	COLLAR(9.5X16.4) .....	2	2	2	2	2	2		

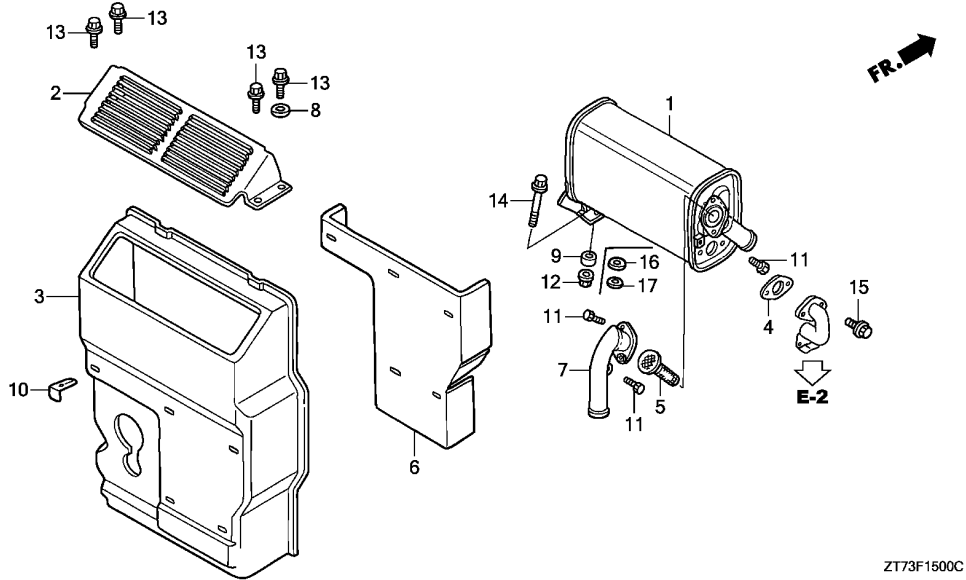




Ref. No.	L.O.N.	(Relative ref. Number) Description	F.R.T.
1	3131C5	MUFFLER, EXHAUST .....	0.7
2	3131D5	PROTECTOR, EXHAUST MUFFLER :UPPER .....	0.2
3	3131D2	PROTECTOR, EXHAUST MUFFLER :LOWER .....	0.4
4	3131B5	GASKET, EXHAUST PIPE .....	0.7
5	3131A1	ARRESTER, SPARK .....	0.7
		.INCLUDES: Spark arrester check	
6	3131B9	INSULATOR, MUFFLER PROTECTOR ..	0.4
7	3131D0	PIPE, EXHAUST TAIL .....	0.7

ZT73F1500C

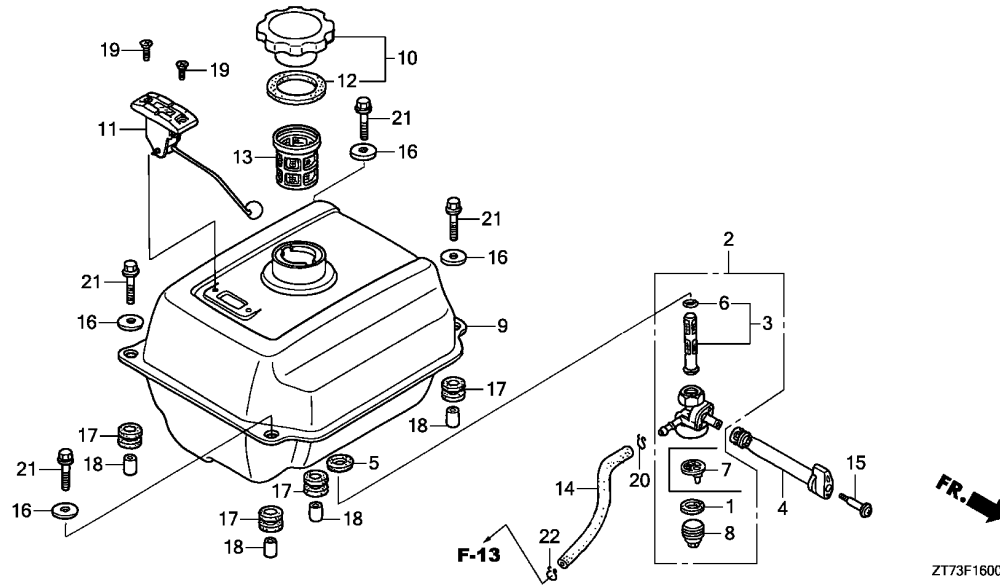
Ref. No.	Part No.	Description	Reqd. QTY						Serial No.	Parts catalogue code
			EU 26 i	EU 26 iK1	EU 2600 i	EU 30 is	EU 30 is1	EU 3000 is		
1	18310-ZS9-A01	MUFFLER COMP. ....	1	1	1	1	1	1		
2	18321-ZS9-000	PROTECTOR, UPPER MUFFLER ....	1	1	1	1	1	1		
3	18325-ZS9-000	PROTECTOR, LOWER MUFFLER ....	1	1	1	1	1	1		
4	18333-ZS9-000	GASKET, EX. PIPE .....	1	-	1	-	-	1	-----	B,B/A,C,C/A,C/B,F,F/A,G,G/A,L,L/A,L/B,R,R/A,S,S/A,S/B U,U/A,U/B
	18333-ZS9-010	.....	1	-	-	-	-	-	1028266	B/B,F/B,G/B,GW,R/B
	18333-ZS9-000	.....	-	1	-	-	1	-	1028267	B/B,F/B,G/B,GW,R/B
	18333-ZS9-010	.....	-	-	-	1	-	1	1328519	B/B,C/C,F/B,G/B,GW,L/A,LT,R/A,RH,S/A,SK/A,SK1,U/A
	18333-ZS9-010	.....	-	-	-	1	-	1	1328520	B/B,C/C,F/B,G/B,GW,L/A,LT,R/A,RH,S/A,SK/A,SK1,U/A
	18333-ZS9-000	.....	-	-	-	1	-	-	-----	B,B/A,F,F/A,G,G/A,L,R,S,SK,U
	18333-ZS9-010	.....	-	-	-	1	-	-	-----	CL,RG
5	18355-ZL0-000	ARRESTER, SPARK .....	1	-	1	-	-	-	1004703	B,C,F,G,L,R,S,U
			-	-	-	1	-	1	1027322	B,C,F,G,L,R,S,SK,U
6	18376-ZS9-000	INSULATOR, MUFFLER PROTECTOR	1	1	1	1	1	1		
7	18390-ZS9-A01	PIPE COMP., EX. TAIL .....	1	1	1	1	1	1		
8	90432-898-000	WASHER, LOCK, 6MM .....	-	-	1	-	-	1		
9	90520-PH6-000	COLLAR, IGNITION COIL .....	-	-	-	1	-	1	-----	1014673 B,C,F,G,L,R,S,U
10	90686-ZB6-300	CLIP, INSULATOR BIND .....	5	5	5	5	5	5		
11	92301-05008-0A	BOLT, RECESSED, 5X8 .....	3	3	3	3	3	3		
12	94050-06000	NUT, FLANGE, 6MM .....	1	1	1	1	1	1		
13	95701-06010-00	BOLT, FLANGE, 6X10 .....	4	4	4	4	4	4		
14	95701-06030-00	BOLT, FLANGE, 6X30 .....	1	1	1	1	1	1		
15	95701-08020-00	BOLT, FLANGE, 8X20 .....	2	2	2	2	2	2		



ZT73F1500C

Ref. No.	Part No.	Description	Reqd. QTY						Serial No.	Parts catalogue code
			EU 26 i	EU 26 iK1	EU 2600 i	EU 30 is	EU 30 is1	EU 3000 is		
16	90563-355-000	WASHER, WHEEL, 6MM .....	-	-	-	1	-	1	-----	B/A,B/B,C/A,C/B,C/C,CL,F/A,F/B,G/A,G/B,GW,L/A,LT,R/A RG,RH,S/A,SK,SK/A,SK1,U/A
			-	-	-	1	-	1	1014674	----- B,C,F,G,L,R,S,U
17	94103-06000	WASHER, PLAIN, 6MM .....	-	-	-	1	-	1	-----	B/A,B/B,C/A,C/B,C/C,CL,F/A,F/B,G/A,G/B,GW,L/A,LT,R/A RG,RH,S/A,SK,SK/A,SK1,U/A
			-	-	-	1	-	1	1014674	----- B,C,F,G,L,R,S,U
			-	-	-	-	-	1	-	

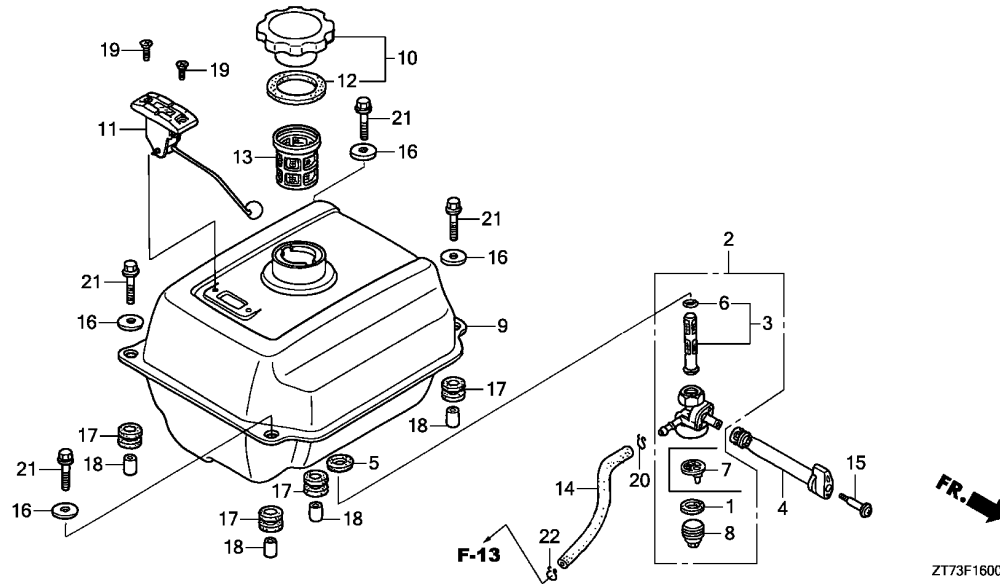




Ref. No.	L.O.N.	(Relative ref. Number) Description	F.R.T.
1		(8)	
1	3101L6	PACKING, FUEL STRAINER CUP ...	0.4
2	3101A3	COCK, FUEL .....	0.4
3		(6)	
3	3101D5	SCREEN, FUEL STRAINER .....	0.4
4	3101E6	LEVER, FUEL COCK .....	0.2
7	3101A7	FILTER, FUEL TANK CUP .....	0.4
9	3101H7	TANK, FUEL .....	2.0
10		(12)	
	3101M7	CAP, FUEL FILLER .....	0.1
11	6171A1	METER/GAUGE UNIT, FUEL .....	0.6
13	3101A6	FILTER, FUEL .....	0.1
14	3101F1	TUBE, FUEL TANK .....	0.2

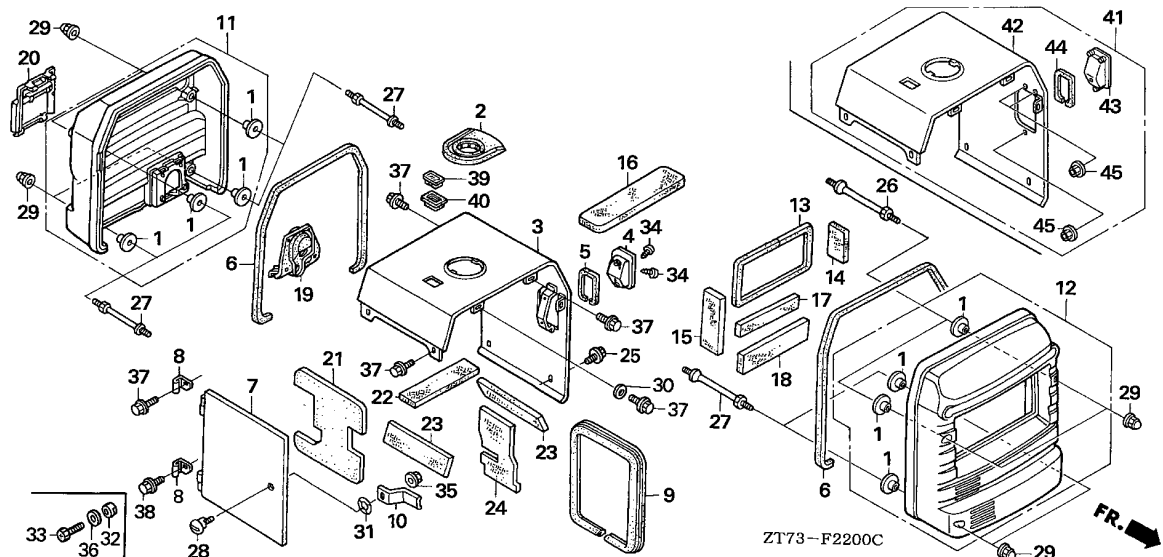
3

Ref. No.	Part No.	Description	Reqd. QTY						Serial No.	Parts catalogue code
			EU 26	EU 26 iK1	EU 2600	EU 30	EU 30 is1	EU 3000		
1	16173-001-004	PACKING, FUEL STRAINER CUP ..	1	1	1	1	1	1		
2	16950-ZS9-003	COCK ASSY., FUEL .....	1	-	1	1	-	1		
	16950-Z11-003	.....	-	1	-	-	1	-		
3	16952-ZB4-005	SCREEN SET, FUEL STRAINER ...	1	1	1	1	1	1		
4	16953-ZS9-000	LEVER, FUEL COCK .....	1	1	1	1	1	1		
5	16958-ZS9-000	SEAL, COCK LEVER .....	1	1	1	1	1	1		
6	16958-397-771	O-RING, 9.0X1.3 .....	1	1	1	1	1	1		
7	16959-471-831	FILTER, CUP .....	1	-	1	1	-	1		
8	16967-GA6-671	CUP, FUEL STRAINER .....	1	1	1	1	1	1		
9	17510-ZS9-000ZA	TANK COMP., FUEL								
	*NH1*.....BLACK		1	-	1	1	-	1		
	17510-ZS9-000ZB	*TBLACK*.....BLACK	-	1	-	-	1	-		
10	17620-899-013	CAP COMP., FUEL FILLER .....	1	1	1	1	1	1		
11	17630-ZS9-003	METER ASSY., FUEL .....	1	-	1	1	-	1		
	17630-ZS9-013	.....	-	1	-	-	1	-		
12	17631-899-000	PACKING, FUEL FILLER CAP ...	1	1	1	1	1	1		
13	17672-899-000	FILTER, FUEL .....	1	-	1	-	-	1		B,B/A,C,C/A,C/B,F,F/A,G,G/A,L,L/A,L/B,R,R/A,S,S/A,S/B U,U/A,U/B
	17670-Z25-R30	FILTER COMP., FUEL .....	1	-	-	-	-	-	1026513	B/B,F/B,G/B,GW,R/B
			-	1	-	-	-	-	1026514	B/B,F/B,G/B,GW,R/B
	17670-ZB6-000	.....	-	-	-	1	1	-		SK,SK/A,SK1
	17672-899-000	FILTER, FUEL .....	-	-	-	1	-	1	1270145	C/C,L/A,R/A,S/A,U/A
	17670-Z25-R30	FILTER COMP., FUEL .....	-	-	-	1	-	1	1270146	C/C,L/A,R/A,S/A,U/A
	17672-899-000	FILTER, FUEL .....	-	-	-	1	-	-		B,B/A,F,F/A,G,G/A,L,R,S,U
	17670-Z25-R30	FILTER COMP., FUEL .....	-	-	-	1	-	-		CL,RG,RH



ZT73F1600

Ref. No.	Part No.	Description	Reqd. QTY							Serial No.	Parts catalogue code
			EU 26 i	EU 26 iK1	EU 2600 i	EU 30 is	EU 30 is1	EU 3000 is			
13)	17672-899-000	FILTER, FUEL .....	-	-	-	1	-	-	-----	1273255	LT
	17670-Z25-R30	FILTER COMP., FUEL .....	-	-	-	1	-	-	-----	1281404	B/B,F/B,G/B,GW
			-	-	-	1	-	-	1273256	-----	LT
			-	-	-	1	-	-	1281405	-----	B/B,F/B,G/B,GW
			-	-	-	-	1	-	-----	-----	B,CL,F,G,GW,L,LT,R,RG,RH,S,U
14	17701-ZS9-000	TUBE, FUEL TANK .....	1	-	1	1	-	1	-----	-----	
	17701-ZS9-C00	.....	-	1	-	-	-	1	-----	-----	
15	90105-ZT3-000	SCREW, PAN, 4X19 .....	1	-	-	-	-	1	-----	-----	B/A,B/B,C/A,C/B,C/C,F/A,F/B,G/A,G/B,GW,L/A,L/B,R/A,R/B
			-	-	-	-	-	-	-----	-----	S/A,S/B,U/A,U/B
	90141-ML7-000	.....	1	-	-	-	-	-	-----	1006680	B,F,G,L,R,S,U
	90105-ZT3-000	.....	1	-	-	-	-	-	-----	1006681	B,F,G,L,R,S,U
			-	1	-	-	-	-	-----	-----	
	90141-ML7-000	.....	-	-	1	-	-	-	-----	-----	
			-	-	-	1	-	1	-----	1049769	B,C,F,G,L,R,S,SK,U
	90105-ZT3-000	.....	-	-	-	1	-	1	-----	1049770	B,C,F,G,L,R,S,SK,U
			-	-	-	1	-	-	-----	-----	B/A,B/B,CL,F/A,F/B,G/A,G/B,GW,L/A,LT,R/A,RG,RH,S/A
			-	-	-	1	-	-	-----	-----	SK/A,SK1,U/A
16	90503-898-000	WASHER, TANK CUSHION .....	4	4	4	4	4	4	-----	-----	
17	90851-898-000	RUBBER, TANK CUSHION .....	4	4	4	4	4	4	-----	-----	
18	91551-898-000	COLLAR, TANK CUSHION .....	4	4	4	4	4	4	-----	-----	
19	93600-05010-0A	SCREW, FLAT, 5X10 .....	2	2	2	2	2	2	-----	-----	
20	95002-02080	CLIP, TUBE(B8) .....	1	1	1	1	1	1	-----	-----	
21	95701-06022-00	BOLT, FLANGE, 6X22 .....	4	4	4	4	4	4	-----	-----	
22	95002-02080	CLIP, TUBE(B8) .....	1	-	1	1	-	1	-----	-----	
	95002-50000	CLIP, TUBE(C9) .....	-	1	-	-	-	1	-----	-----	



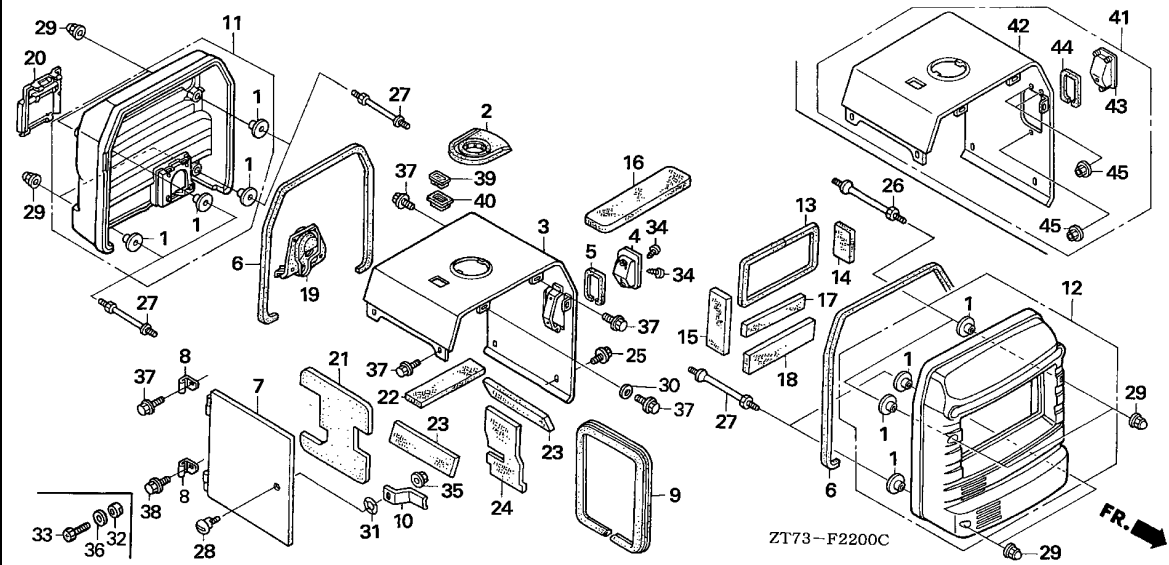
Ref. No.	L.O.N.	(Relative ref. Number) Description	F.R.T.
2	4141F1	SEAL, FUEL FILLER NECK (41)	0.6
3	4131C0	COVER, MAIN	0.8
6	4141E9	SEAL, MAIN GENERATOR COVER :REAR	0.2
7	4131K5	COVER, MAINTENANCE	0.2
9	4141D7	SEAL, MAINTENANCE COVER	0.1
11	4101E0	COVER, GENERATOR :REAR	0.3
12	410107	COVER, GENERATOR :FRONT	0.3
13	4141F0	SEAL, GENERATOR COVER :FRONT	0.3
16	4101T5	INSULATOR, COVER(A) :FRONT	0.3
19	4141D3	RUBBER, OIL CHECK HOLE	0.1
20	4141A0	COVER, OIL CHECK	0.1
21	4101L5	INSULATOR A, MAINTENANCE COVER	0.1

3

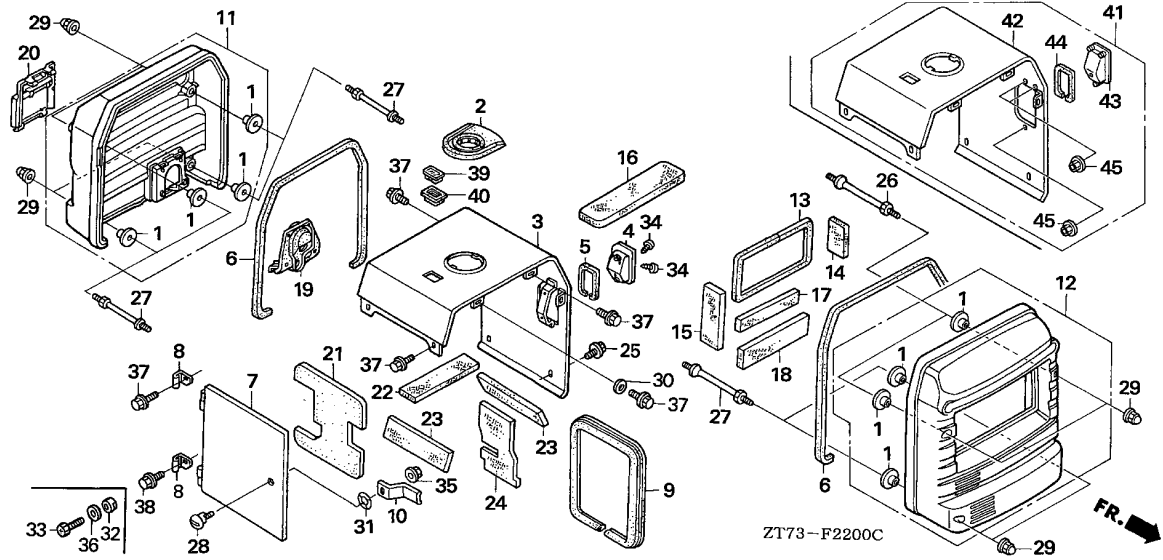
Ref. No.	Part No.	Description	Reqd. QTY						Serial No.	Parts catalogue code
			EU 26 i	EU 26 iK1	EU 2600 i	EU 30 is	EU 30 is1	EU 3000 is		
1	17216-PE2-003	COLLAR, AIR CLEANER(TOYO ROKI)	8	8	8	8	8	8		
2	17514-ZS9-000	SEAL, FUEL FILLER NECK	1	1	1	1	1	1		
3	63110-ZS9-000ZA	COVER COMP., MAIN								
	63110-ZS9-000ZE	*R8*.....BRIGHT RED	1	-	-	-	-	-	1006696	B,F,G,L,R,S,U
	63110-ZS9-000ZE	*R280*.....POWER RED	1	-	-	-	-	-	1006697	B,F,G,L,R,S,U
	63110-ZS9-000ZA	*R8*.....BRIGHT RED	-	-	1	-	-	-		
	63110-ZS9-000ZE	*R280*.....POWER RED	-	-	-	1	-	1	1051044	B,C,F,G,L,R,S,SK,U
4	63116-ZS9-A00ZA	CASE, RECOIL GRIP								
	63116-ZS9-A00ZA	*NH314*.....CONDUCT GRAY	1	-	-	-	-	-	1006952	B,F,G,L,R,S,U
			-	-	1	-	-	-	1056425	B,C,F,G,L,R,S,SK,U
5	63118-ZS9-000	SEAL, MAIN COVER	1	-	-	-	-	-	1006952	B,F,G,L,R,S,U
			-	-	1	-	-	-	1056425	B,C,F,G,L,R,S,SK,U
			-	-	-	1	-	1		
6	63119-ZS9-000	SEAL, MAIN COVER	2	2	2	2	2	2		
7	63150-ZS9-000ZE	COVER COMP., MAINTENANCE								
	63150-ZS9-000ZE	*R280*.....POWER RED	1	1	-	-	-	1		B,B/A,B/B,C,C/A,C/B,C/C,F,F/A,F/B,G,G/A,G/B,GW,L/A,L/B,R/R/A,R/B,S/A,S/B,U/A,U/B
	63150-ZS9-000ZA	*R8*.....BRIGHT RED	1	-	-	-	-	-	1006696	B,F,G,L,R,S,U
	63150-ZS9-000ZE	*R280*.....POWER RED	1	-	-	-	-	-	1006697	B,F,G,L,R,S,U
	63150-ZS9-000ZA	*R8*.....BRIGHT RED	-	-	1	-	-	-		
	63150-ZS9-000ZE	*R280*.....POWER RED	-	-	-	1	-	1	1051043	B,C,F,G,L,R,S,SK,U
			-	-	-	1	-	1	1051044	B,C,F,G,L,R,S,SK,U
			-	-	-	1	-	-		B/A,B/B,CL,F/A,F/B,G/A,G/B,GW,L/A,LT,R/A,RG,RH,S/A,SK/A,SK1,U/A
			-	-	-	-	1	-		

Ref. No.	Part No.	Description	Reqd. QTY						Serial No.	Parts catalogue code
			EU 26 i	EU 26 iK1	EU 2600 i	EU 30 is	EU 30 is1	EU 3000 is		
8	63152-ZS9-000ZE	HINGE, MAINTENANCE COVER *R280*.....POWER RED	2	-	-	-	-	2	-----	B/A,B/B,C/A,C/B,C/C,F/A,F/B,G/A,G/B,GW,L/A,L/B,R/A,R/B S/A,S/B,U/A,U/B
	63152-ZS9-000ZA	*R8*.....BRIGHT RED	2	-	-	-	-	-	1006696	B,F,G,L,R,S,U
	63152-ZS9-000ZE	*R280*.....POWER RED	2	-	-	-	-	-	1006697	B,F,G,L,R,S,U
	63152-ZS9-000ZA	*R8*.....BRIGHT RED	-	2	-	-	-	-	-	-
	63152-ZS9-000ZE	*R280*.....POWER RED	-	-	2	-	-	-	1051043	B,C,F,G,L,R,S,SK,U
	63152-ZS9-000ZE	*R280*.....POWER RED	-	-	-	2	-	-	1051044	B,C,F,G,L,R,S,SK,U
			-	-	-	2	-	-		B/A,B/B,CL,F/A,F/B,G/A,G/B,GW,L/A,LT,R/A,RG,RH,S/A SK/A,SK1,U/A
9	63154-ZS9-003	SEAL, MAINTENANCE COVER .....	1	1	1	1	1	1		
10	63157-ZS9-000	PLATE, MAINTENANCE LID LOCK -	1	1	1	1	1	1		
11	63310-ZS9-A00ZA	COVER COMP., RR. *NH314*.....CONDUCT GRAY	1	1	1	1	1	1		
12	63510-ZS9-A00ZA	COVER COMP., FR. *NH314*.....CONDUCT GRAY	1	1	1	1	1	1		
13	63524-ZS9-000	SEAL A, FR. COVER .....	1	1	1	1	1	1		
14	63528-ZS9-000	INSULATOR, R. FR. COVER .....	1	1	1	1	1	1		
15	63529-ZS9-000	INSULATOR, L. FR. COVER .....	1	1	1	1	1	1		
16	63532-ZS9-000	INSULATOR A, FR. COVER .....	1	1	1	1	1	1		
17	63533-ZS9-000	INSULATOR B, FR. COVER .....	1	1	1	1	1	1		
18	63534-ZS9-000	INSULATOR C, FR. COVER .....	1	1	1	1	1	1		
19	63713-ZS9-000	RUBBER, OIL CHECK HOLE .....	1	1	1	1	1	1		
20	63716-ZS9-000ZA	COVER, OIL CHECK *NH314*.....CONDUCT GRAY	1	1	1	1	1	1		
21	64511-ZS9-000	INSULATOR A, MAINTENANCE COVER	1	1	1	1	1	1		
22	64631-ZS9-000	INSULATOR A, MAIN COVER .....	1	1	1	1	1	1		
23	64632-ZS9-000	INSULATOR B, MAIN COVER .....	2	2	2	2	2	2		
24	64633-ZS9-000	INSULATOR C, MAINTENANCE COVER	1	1	1	1	1	1		
25	90005-GHB-610	BOLT, FLANGE, 6X12 .....	2	2	2	2	2	2		
26	90102-ZS9-305	BOLT, STUD .....	2	2	2	2	2	2		
27	90103-ZS9-305	BOLT, STUD .....	6	6	6	6	6	6		
28	90163-ZB6-000	BOLT, MAINTENANCE LID LOCK ..	1	-	1	-	-	1	-----	C,C/A,C/B,C/C,L,L/A,L/B,R,R/A,R/B,S,S/A,S/B,U,U/A,U/B
			1	-	-	-	-	-	1027203	F/B,G/B,GW
			1	-	-	-	-	-	1027484	B/B
			-	1	-	-	-	-	-	-
			-	-	-	1	-	-	-----	CL,L,L/A,LT,R,R/A,RG,RH,S,S/A,SK,SK/A,SK1,U,U/A
			-	-	-	1	-	-	1308318	B/B
			-	-	-	1	-	-	1308409	F/B,G/B,GW
			-	-	-	-	1	-	-	-
29	90301-693-000	NUT, OPEN STAY, 6MM .....	8	8	8	8	8	8		
30	90432-898-000	WASHER, LOCK, 6MM .....	-	-	2	-	-	2		
31	90444-397-000	WASHER, WAVE, 12MM .....	1	1	1	1	1	1		
32	90505-ZS9-A60	COLLAR, MAINTENANCE LID LOCK	1	-	-	1	-	-	-----	B,B/A,F,F/A,G,G/A
			1	-	-	-	-	-	1027202	F/B,G/B,GW
			1	-	-	-	-	-	1027483	B/B
			-	-	-	1	-	-	1308317	B/B
			-	-	-	1	-	-	1308408	F/B,G/B,GW





Ref. No.	Part No.	Description	Reqd. QTY						Serial No.	Parts catalogue code
			EU 26	EU 26 iK1	EU 2600	EU 30	EU 30 is1	EU 3000		
33	92301-06016-0B	BOLT, RECESSED, 6X16	1	-	-	1	-	-	-----	B,B/A,F,F/A,G,G/A
			1	-	-	-	-	-	-----	1027202 F/B,G/B,GW
			1	-	-	-	-	-	-----	1027483 B/B
			-	-	-	1	-	-	-----	1308317 B/B
			-	-	-	1	-	-	-----	1308408 F/B,G/B,GW
34	93903-25280	SCREW, TAPPING, 5X12	2	-	-	-	-	-	-----	1006952 B,F,G,L,R,S,U
			-	-	2	-	-	-	-----	1056425 B,C,F,G,L,R,S,SK,U
35	94050-06000	NUT, FLANGE, 6MM	1	1	1	1	1	1	-----	
36	94103-06200	WASHER, PLAIN, 6MM	1	-	-	1	-	-	-----	B,B/A,F,F/A,G,G/A
			1	-	-	-	-	-	-----	1027202 F/B,G/B,GW
			1	-	-	-	-	-	-----	1027483 B/B
			-	-	-	1	-	-	-----	1308317 B/B
			-	-	-	1	-	-	-----	1308408 F/B,G/B,GW
37	95701-06010-00	BOLT, FLANGE, 6X10	8	8	8	8	8	8	-----	
38	95701-06012-00	BOLT, FLANGE, 6X12	1	1	1	1	1	1	-----	
39	17633-ZS9-000	CAP, FUEL METER	1	1	1	1	1	1	-----	
40	17634-ZS9-000	SEAL, METER CAP	1	1	1	1	1	1	-----	
41	63100-ZS9-000ZD	COVER ASSY., MAIN	1	-	-	-	-	1	-----	B,B/A,B/B,C,C/A,C/B,C/C,F,F/A,F/B,G,G/A,G/B,GW,L/A,L/B
		*R280B*.....POWER RED	1	-	-	-	-	-	-----	R,R/A,R/B,S/A,S/B,U/A,U/B
			1	-	-	-	-	-	1006953	L,S,U
	63100-ZS9-000ZA	*R280*.....POWER RED	-	1	-	-	1	-	-----	
	63100-ZS9-000ZD	*R280B*.....POWER RED	-	-	-	1	-	-	-----	

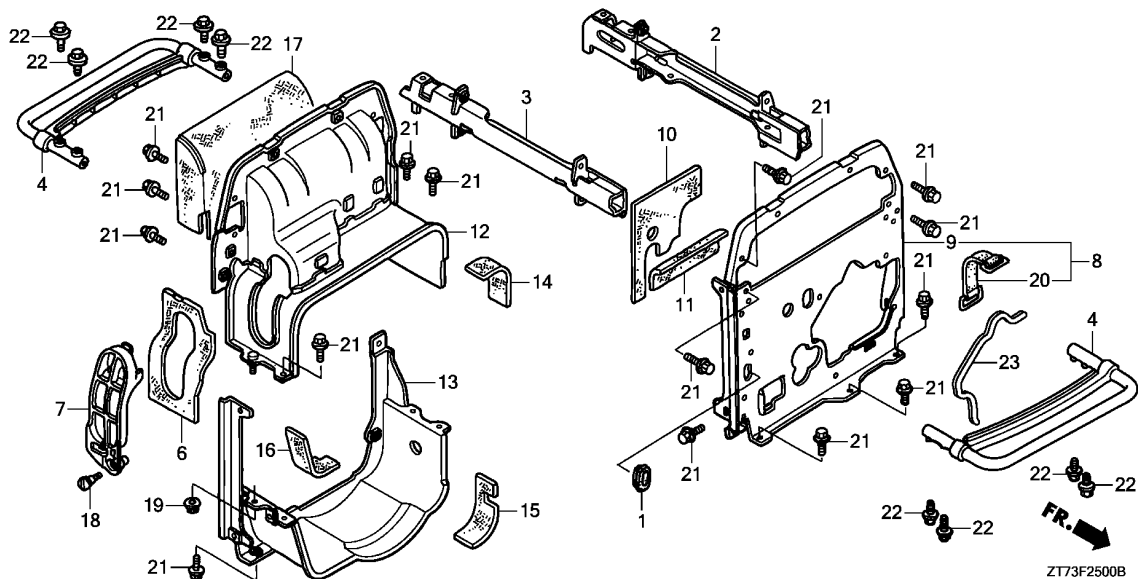


Ref. No.	Part No.	Description	Reqd. QTY						Serial No.	Parts catalogue code
			EU 26 i	EU 26 iK1	EU 2600 i	EU 30 is	EU 30 is1	EU 3000 is		
42	63110-ZS9-010ZE	COVER COMP., MAIN *R280*.....POWER RED	1	1	-	-	-	1	-----	B,B/A,B/B,C,C/A,C/B,C/C,F,F/A,F/B,G,G/A,G/B,GW,L/A,L/B R,R/A,R/B,S/A,S/B,U/A,U/B
43	63116-ZS9-A01ZB	CASE, RECOIL GRIP *NH105*...MAT BLACK (#15-#20)	1	1	-	-	-	1	1006953	----- L,S,U
44	63118-ZS9-010	SEAL, MAIN COVER .....	1	1	-	-	-	1	1006953	----- L,S,U
45	94050-06000	NUT, FLANGE, 6MM .....	3	3	-	-	-	3	1006953	----- L,S,U



F-25

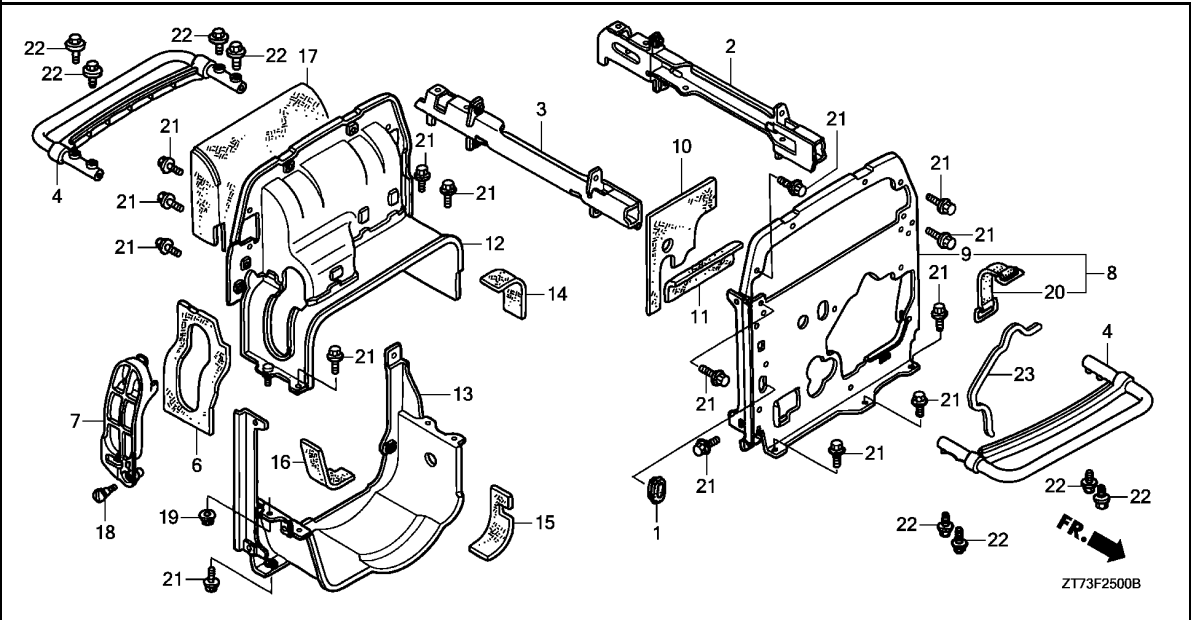
FRAME BODY



Ref. No.	L.O.N.	(Relative ref. Number) Description	F.R.T.
2	3101D8	STAY, FUEL TANK :LEFT .....	2.0
3	3101D9	STAY, FUEL TANK :RIGHT .....	2.0
4	8101J5	PIPE, HANDLE .....	0.3
6	4141F2	SEAL, MAINTENANCE COVER PLUG ..	0.1
7	4131L7	COVER, SPARK PLUG MAINTENANCE (9)	0.1
8	4101H5	FRAME, FRONT .....	2.0
12	4101J9	FRAME, UPPER :REAR .....	2.2
13	4101J7	FRAME, UNDER :REAR .....	2.6
		.INCLUDES: Engine removal and installation	
14	4101T6	INSULATOR A, FRAME :REAR .....	2.4
		.INCLUDES: Engine removal and installation	
17	4101L3	INSULATOR A, HEAT PROTECTOR ..	0.8

3

Ref. No.	Part No.	Description	Reqd. QTY						Serial No.	Parts catalogue code
			EU 26 i	EU 26 iK1	EU 2600 i	EU 30 is	EU 30 is1	EU 3000 is		
1	17516-GE1-770	GROMMET, FUEL TUBE .....	1	1	1	1	1	1		
2	17560-ZS9-000	STAY COMP., TANK .....	1	1	1	1	1	1		
3	17565-ZS9-000	STAY COMP., TANK .....	1	1	1	1	1	1		
4	53110-ZS9-000ZB	PIPE COMP., HANDLE								
		*NH105*...MAT BLACK (#15-#20)	2	-	2	2	-	2		
	53110-ZS9-000ZA	*NH314*...CONDUCT GRAY	-	2	-	-	-	2		
6	63344-ZS9-000	SEAL, MAINTENANCE COVER PLUG	1	1	1	1	1	1		
7	63347-ZS9-000	COVER, PLUG CHECK .....	1	1	1	1	1	1		
8	63601-ZS9-000	FRAME ASSY., FR. ....	-	-	-	1	1	1		
9	63640-ZS9-000	FRAME COMP., FR. ....	1	1	1	1	1	1		
10	63647-ZS9-000	INSULATOR A, FR. FRAME .....	1	1	1	1	1	1		
11	63648-ZS9-000	INSULATOR B, FR. FRAME .....	1	1	1	1	1	1		
12	63650-ZS9-000	FRAME COMP., RR. UPPER .....	1	1	1	1	1	1		
13	63655-ZS9-000	FRAME COMP., RR. UNDER .....	1	1	1	1	1	1		
14	63657-ZS9-000	INSULATOR A, RR. FRAME .....	1	1	1	1	1	1		
15	63658-ZS9-000	INSULATOR B, RR. FRAME .....	1	1	1	1	1	1		
16	63659-ZS9-000	INSULATOR C, RR. FRAME .....	1	1	1	1	1	1		
17	64181-ZS9-000	INSULATOR A, HEAT PROTECTOR ..	1	1	1	1	1	1		
18	90028-ZC3-000	BOLT, AIR CLEANER COVER .....	1	-	1	1	-	1		B/B,A,C,C/A,C/B,F,F/A,G,G/A,L,L/A,L/B,R,R/A,S,S/A,S/B SK,U,U/A,U/B
	90102-Z07-003	SCREW, SPECIAL, 6X16 .....	1	-	-	-	-	-	1025988	1025987 B/B,F/B,G/B,GW,R/B B/B,F/B,G/B,GW,R/B
	90028-ZC3-000	BOLT, AIR CLEANER COVER .....	-	-	-	1	-	1	1271985	B/B,C/C,F/B,G/B,GW,L/A,R/A,S/A,SK/A,SK1,U/A
	90102-Z07-003	SCREW, SPECIAL, 6X16 .....	-	-	-	1	-	1	1271986	B/B,C/C,F/B,G/B,GW,L/A,R/A,S/A,SK/A,SK1,U/A
	90028-ZC3-000	BOLT, AIR CLEANER COVER .....	-	-	-	1	-	-	1272194	CL,RG,RH LT



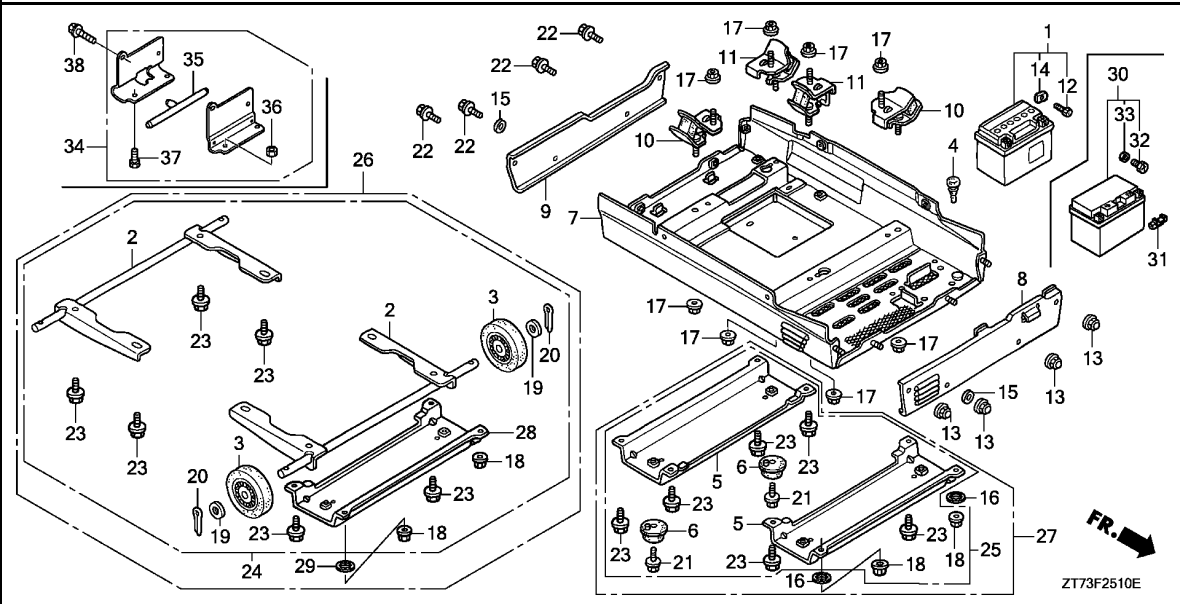
Ref. No.	Part No.	Description	Reqd. QTY						Serial No.	Parts catalogue code
			EU 26	EU 26 i	EU 2600	EU 30	EU 30 is	EU 3000		

18)	90102-Z07-003	SCREW, SPECIAL, 6X16 .....	-	-	-	1	-	-	1272195 ----- LT
19	94050-06000	NUT, FLANGE, 6MM .....	1	1	1	1	1	1	
20	95012-17001	BAND F, BATTERY(155MM) .....	-	-	-	1	1	1	
21	95701-06010-00	BOLT, FLANGE, 6X10 .....	20	20	20	20	20	20	
22	95701-08020-00	BOLT, FLANGE, 8X20 .....	8	8	8	8	8	8	
23	64121-ZS9-C30	RUBBER, PROTECTOR .....	-	1	-	-	1	-	

# F-25-10

# UNDER COVER

H 7



Ref. No.	L.O.N.	(Relative ref. Number) Description	F.R.T.
1		(30) BATTERY .....	0.2
2		2091E4 SHAFT, WHEEL .....	0.2
3		7101B4 WHEEL :LEFT .....	0.1
		7101B5 WHEEL :RIGHT .....	0.1
5		4101V5 STAND :LEFT .....	0.2
		4101V6 STAND :RIGHT .....	0.2
7		4141C5 COVER, UNDER .....	2.7
		.INCLUDES: Engine removal and installation	
8		4101N6 PLATE, UNDER :FRONT .....	0.2
9		4101P0 PLATE, UNDER :REAR .....	0.2
10		(11) 4101V0 RUBBER, BOTTOM :LEFT FRONT ...	2.4
		.INCLUDES: Engine removal and installation	
		4101V1 RUBBER, BOTTOM :RIGHT FRONT ..	2.5
		.INCLUDES: Engine removal and installation	
24		7101B6 WHEEL KIT .....	0.6
25		4101T8 STAND KIT .....	0.5

3

Ref. No.	Part No.	Description	Reqd. QTY						Serial No.	Parts catalogue code
			EU 26	EU 26 iK1	EU 2600	EU 30	EU 30 is1	EU 3000		
1	31500-MN4-678	BATTERY (YTX9-BS) (YUASA) .....	-	-	-	1	-	1	-----	B,B/A,C,C/A,C/B,F,F/A,G,G/A,L,R,S,SK,U
2	42310-ZS9-000	SHAFT COMP., WHEEL .....	(2)	-	(2)	-	-	(2)	-----	1255258 B/B,C/C,F/B,G/B,GW,L/A,R/A,S/A,SK/A,SK1,U/A
			-	(2)	-	-	-	-	-----	G
			-	-	(2)	-	-	-	-----	B,B/A,B/B,CL,F,F/A,F/B,G,G/A,G/B,GW,L,L/A,LT,R,R/A,RG
			-	-	-	(2)	-	-	-----	RH,S,S/A,SK,SK/A,U,U/A
			-	-	-	-	-	-	-----	B,G,L,R,RG,S
3	42715-ZB7-003	WHEEL COMP. (100X33) .....	(4)	-	(4)	-	-	-	-----	1005169 B,C,F,G,L,R,S,U
	42710-ZS9-A01	WHEEL COMP. (100X32) .....	(4)	-	(4)	-	-	-	-----	1005170 B,B/A,C,F,F/A,G,G/A,L,L/A,R,R/A,S,S/A,U,U/A
			(4)	-	-	-	(4)	-	-----	B/B,C/C,F/B,G/B,GW,L/B,R/B,S/B,U/B
			-	(4)	-	-	-	-	-----	G
	42715-ZB7-003	WHEEL COMP. (100X33) .....	-	-	-	(4)	-	(4)	-----	1032091 B,C,C/B,F,G,L,R,S,SK,U
	42710-ZS9-A01	WHEEL COMP. (100X32) .....	-	-	-	(4)	-	(4)	-----	1032092 B,C,F,G,L,R,S,SK,U
			-	-	-	(4)	-	-	-----	B/B,CL,F/B,G/B,GW,LT,RG,RH
			-	-	-	(4)	-	-	-----	1005170 B/A,F/A,G/A,L/A,R/A,S/A,SK/A,U/A
			-	-	-	-	(4)	-	-----	B,G,L,R,RG,S
			-	-	-	-	4	-	-----	CL
			-	-	-	-	(4)	-	-----	1005170 C/A,C/B
4	50505-GA7-730	RUBBER, STAND STOPPER .....	-	-	-	4	-	4	-----	
5	51511-ZS9-000	STAND .....	(2)	-	(2)	(2)	-	(2)	-----	B,B/A,C,C/A,C/B,F,F/A,G,G/A,L,L/A,R,R/A,S,S/A,SK,U,U/A
			(2)	-	-	-	-	-	-----	1024252 B/B,F/B,G/B,GW,L/B,R/B,S/B,U/B
	51511-ZS9-010	.....	(2)	-	-	-	-	-	-----	1024253 B/B,F/B,G/B,GW,L/B,R/B,S/B,U/B
			-	(2)	-	-	-	-	-----	G
	51511-ZS9-000	.....	-	-	-	(2)	-	(2)	-----	1216005 B/B,C/C,F/B,G/B,GW,L/A,R/A,S/A,SK/A,U/A
	51511-ZS9-010	.....	-	-	-	(2)	-	(2)	-----	1216006 B/B,C/C,F/B,G/B,GW,L/A,R/A,S/A,SK/A,U/A
			-	-	-	(2)	-	-	-----	CL,LT,RG,RH
	51511-ZS9-000	.....	-	-	-	2	-	-	-----	1216005 SK1

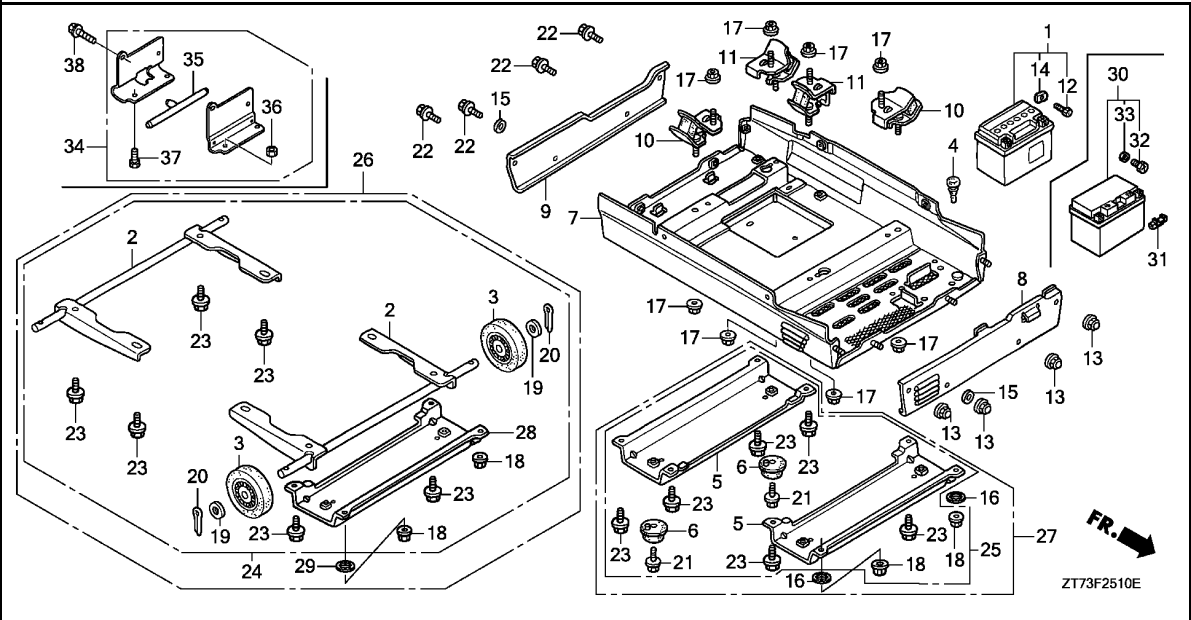
Ref. No.	Part No.	Description	Reqd. QTY						Serial No.	Parts catalogue code
			EU 26 i	EU 26 iK1	EU 2600 i	EU 30 is	EU 30 is1	EU 3000 is		
(5)	51511-ZS9-010	STAND .....	-	-	-	2	-	1216006	----- SK1 ----- B,G,L,R,RG,S ----- SK1	
6	60407-ZA7-000	RUBBER, BOTTOM .....	(4)	-	(4)	-	-	(4)	----- G ----- SK1 ----- B,B/A,B/B,CL,F,F/A,F/B,G,G/A,G/B,GW,L/L/A,LT,R,R/A,RG ----- RH,S,S/A,SK,SK/A,U,U/A ----- B,G,L,R,RG,S	
7	63710-ZS9-000 63710-ZS9-010	COVER COMP., UNDER .....	1	-	1	-	-	-	----- 1002315 B,C,F,G,L,R,S,U ----- 1002316 B,C,F,G,L,R,S,U ----- B/A,B/B,C/A,C/B,C/C,F/A,F/B,G/A,G/B,GW,L/A,L/B,R/A,R/B ----- S/A,S/B,U/A,U/B	
	63710-ZS9-000 63710-ZS9-010	.....	-	1	-	-	1	-	----- 1004425 B,C,F,G,L,R,S,U ----- 1004426 B,C,F,G,L,R,S,U ----- B/A,B/B,CL,F/A,F/B,G/A,G/B,GW,L/L/A,LT,R/A,RG,RH,S/A,SK ----- SK/A,SK1,U/A	
8	63724-ZS9-000	PLATE, FR. UNDER .....	1	1	1	1	1	1		
9	63729-ZS9-000	PLATE, RR. UNDER .....	1	1	1	1	1	1		
10	68325-ZS9-000	RUBBER, R. BOTTOM .....	2	2	2	2	2	2		
11	68326-ZS9-000	RUBBER, L. BOTTOM .....	2	2	2	2	2	2		
12	90122-VM0-007	BOLT, BATTERY TERMINAL .....	-	-	-	2	-	2	----- B,B/A,C,C/A,C/B,F,F/A,G,G/A,L,R,S,SK,U ----- 1255258 B/B,C/C,F/B,G/B,GW,L/A,R/A,S/A,SK/A,SK1,U/A	
13	90201-428-900	NUT, CAP, 6MM .....	4	4	4	4	4	4		
14	90306-KM1-831	NUT, BATTERY TERMINAL .....	-	-	-	2	-	2	----- B,B/A,C,C/A,C/B,F,F/A,G,G/A,L,R,S,SK,U ----- 1255258 B/B,C/C,F/B,G/B,GW,L/A,R/A,S/A,SK/A,SK1,U/A	
15	90432-898-000	WASHER, LOCK, 6MM .....	-	-	2	-	-	2		
16	90511-671-003	WASHER, TOOTHED LOCK .....	-	-	(2)	-	-	(2)		
17	94050-08000	NUT, FLANGE, 8MM .....	8	8	8	8	8	8		
18	94050-08000	NUT, FLANGE, 8MM .....	(2)	-	(2)	-	-	(2)	----- G ----- B,B/A,B/B,CL,F,F/A,F/B,G,G/A,G/B,GW,L/L/A,LT,R,R/A,RG ----- RH,S,S/A,SK,SK/A,U,U/A ----- SK1 ----- B,G,L,R,RG,S ----- CL,SK1	
19	94103-12000 90504-SB0-000	WASHER, PLAIN, 12MM .....	(4)	-	(4)	-	-	-	----- 1006525 B,C,F,G,L,R,S,U ----- 1006526 B,B/A,C,F,F/A,G,G/A,L/L/A,R,R/A,S,S/A,U,U/A ----- B/B,C/C,F/B,G/B,GW,L/B,R/B,S/B,U/B ----- G	
	94103-12000 90504-SB0-000	.....	-	(4)	-	-	(4)	-	----- 1047139 B,C,F,G,L,R,S,SK,U ----- 1047140 B,C,F,G,L,R,S,SK,U ----- B/B,CL,F/B,G/B,GW,LT,RG,RH ----- 1006526 B/A,F/A,G/A,L/A,R/A,S/A,SK/A,U/A ----- B,G,L,R,RG,S ----- CL ----- 1006526 C/A,C/B	
20	94201-40200	PIN, SPLIT, 4.0X20 .....	(4)	-	(4)	-	-	(4)	----- G ----- B,B/A,B/B,CL,F,F/A,F/B,G,G/A,G/B,GW,L/L/A,LT,R,R/A,RG ----- RH,S,S/A,SK,SK/A,U,U/A ----- B,G,L,R,RG,S ----- CL	



# F-25-10

# UNDER COVER

H 9

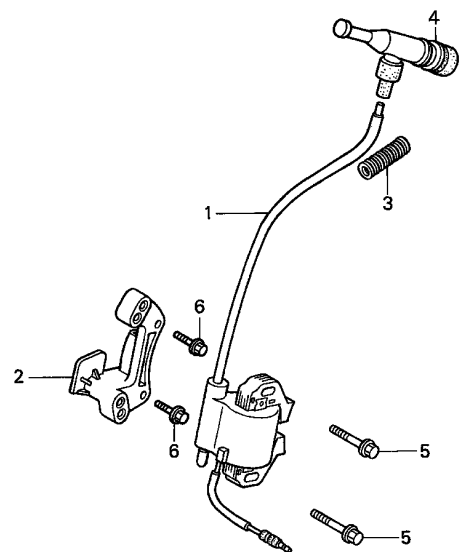


Ref. No.	Part No.	Description	Reqd. QTY						Serial No.	Parts catalogue code
			EU 26 i	EU 26 iK1	EU 2600 i	EU 30 is	EU 30 is1	EU 3000 is		
21	95701-06010-00	BOLT, FLANGE, 6X10	(4)	(4)	-	-	(4)		G SK1 B,B/A,B/B,CL,F,F/A,F/B,G,G/A,G/B,GW,L,L/A,LT,R,R/A,RG RH,S,S/A,SK,SK/A,U,U/A B,G,L,R,RG,S	
22	95701-06010-07	BOLT, FLANGE, 6X10	4	4	-	-	4		B,F,G,GW R B,B/A,B/B,F,F/A,F/B,G,G/A,G/B,GW,L,L/A,LT,R,R/A,RG,RH S,S/A,SK,SK/A,SK1,U,U/A CL B,CL,F,G,GW L,LT,R,RG,RH,S,SK1,U	
23	95701-08014-00	BOLT, FLANGE, 8X14	(6)	(6)	-	-	(6)		G B,B/A,B/B,CL,F,F/A,F/B,G,G/A,G/B,GW,L,L/A,LT,R,R/A,RG RH,S,S/A,SK,SK/A,U,U/A SK1 B,G,L,R,RG,S CL,SK1	
24	06427-ZS9-000	WHEEL KIT(4-WHEELS)	(1)	-	(1)	-	-		B,B/A,B/B,CL,F,F/A,F/B,G,G/A,G/B,GW,L,L/A,L/B,R,R/A R/B,RG,S,S/A,S/B,SK,SK/A,U,U/A,U/B	
25	06515-ZS9-000	STAND KIT	(1)	-	(1)	-	-		B,B/A,B/B,CL,F,F/A,F/B,G,G/A,G/B,GW,L,L/A,L/B,R,R/A R/B,RG,S,S/A,S/B,SK,SK/A,U,U/A,U/B	
26	06427-ZS9-A40	WHEEL KIT(4-WHEELS)	-	-	(1)	-	(1)			
27	06515-ZS9-A40	STAND KIT	-	-	(1)	-	(1)			

3

Ref. No.	Part No.	Description	Reqd. QTY						Serial No.	Parts catalogue code
			EU 26 i	EU 26 iK1	EU 2600 i	EU 30 is	EU 30 is1	EU 3000 is		
28	51511-ZS9-000	STAND .....	(1)	-	(1)	(1)	-	(1)	-----	B,B/A,C,C/A,C/B,F,F/A,G,G/A,L,L/A,R,R/A,S,S/A,SK,U,U/A
	51511-ZS9-010	.....	(1)	-	-	-	-	-	1024252	B/B,F/B,G/B,GW,L/B,R/B,S/B,U/B
	51511-ZS9-000	.....	-	-	-	(1)	-	(1)	1216005	B/B,C/C,F/B,G/B,GW,L/A,R/A,S/A,SK/A,U/A
	51511-ZS9-010	.....	-	-	-	(1)	-	(1)	1216006	B/B,C/C,F/B,G/B,GW,L/A,R/A,S/A,SK/A,U/A
			-	-	-	(1)	-	-	-----	CL,LT,RG,RH
			-	-	-	-	(1)	-	-----	B,G,L,R,RG,S
			-	-	-	-	1	-	-----	CL
29	90511-671-003	WASHER, TOOTHED LOCK .....	-	-	(1)	-	-	(1)	-----	
30	31500-MCJ-642	BATTERY(YTZ10S)(GS YUASA) ...	-	-	-	1	-	1	1255259	B/B,C/C,F/B,G/B,GW,L/A,R/A,S/A,SK/A,SK1,U/A
	31500-ZS9-A61	.....	-	-	-	1	-	-	-----	CL
	31500-MCJ-642	.....	-	-	-	1	-	-	-----	LT,RG,RH
	31500-ZS9-A61	.....	-	-	-	-	1	-	-----	B,CL,F,G,GW
	31500-MCJ-642	.....	-	-	-	-	1	-	-----	L,LT,R,RG,RH,S,SK1,U
31	31509-ZS9-000	RUBBER, BATTERY .....	-	-	-	1	-	1	1255259	B/B,C/C,F/B,G/B,GW,L/A,R/A,S/A,SK/A,SK1,U/A
			-	-	-	1	-	-	-----	CL,LT,RG,RH
32	90122-KCW-007	BOLT, BATTERY TERMINAL .....	-	-	-	2	-	2	1255259	B/B,C/C,F/B,G/B,GW,L/A,R/A,S/A,SK/A,SK1,U/A
			-	-	-	2	-	-	-----	CL,LT,RG,RH
33	90306-KCW-007	NUT, BATTERY TERMINAL .....	-	-	-	2	-	2	1255259	B/B,C/C,F/B,G/B,GW,L/A,R/A,S/A,SK/A,SK1,U/A
			-	-	-	2	-	-	-----	CL,LT,RG,RH
34	42740-ZS9-R00	STOPPER ASSY., WHEEL .....	-	1	-	-	-	-	-----	B,F,G,GW
			-	-	-	1	-	-	-----	CL
35	42743-ZS9-R00	STOPPER, WHEEL .....	-	1	-	-	-	-	-----	B,CL,F,G,GW
			-	-	-	1	-	-	-----	B,F,G,GW
			-	-	-	-	1	-	-----	CL
			-	-	-	-	1	-	-----	B,CL,F,G,GW
36	92101-05010-0A	BOLT, HEX., 5X10 .....	-	2	-	-	-	-	-----	B,F,G,GW
			-	-	-	2	-	-	-----	CL
37	94001-05000-0S	NUT, HEX., 5MM .....	-	2	-	-	-	-	-----	B,CL,F,G,GW
			-	-	-	2	-	-	-----	B,F,G,GW
			-	-	-	2	-	-	-----	CL
			-	-	-	-	2	-	-----	B,CL,F,G,GW
38	95701-06016-07	BOLT, FLANGE, 6X16 .....	-	2	-	-	-	-	-----	B,F,G,GW
			-	-	-	2	-	-	-----	CL
			-	-	-	-	2	-	-----	B,CL,F,G,GW





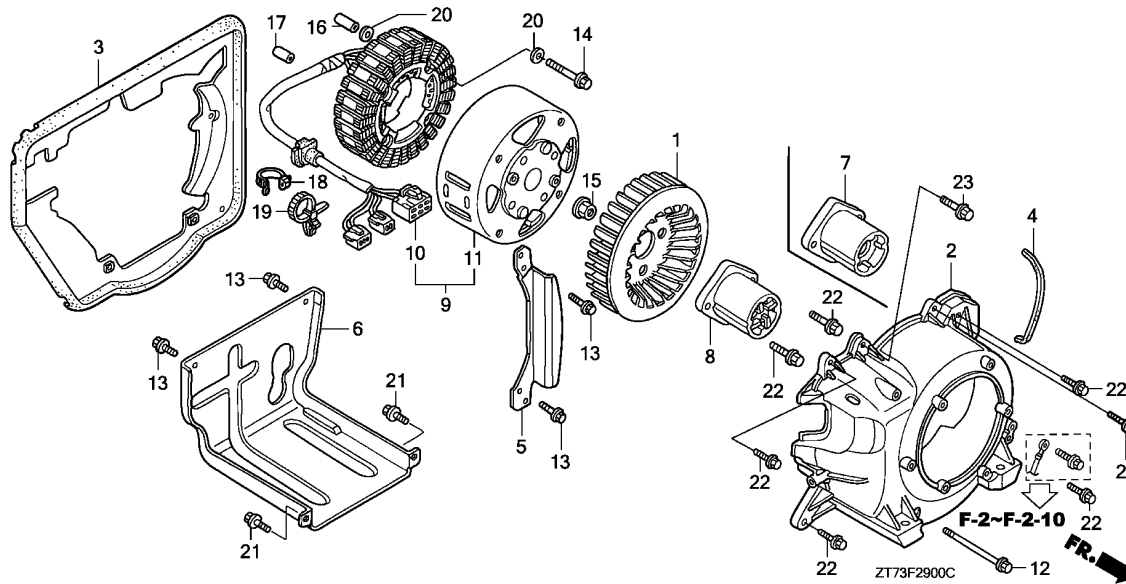
ZT73-F2800



Ref. No.	L.O.N.	(Relative ref. Number) Description	F.R.T.
1		(2) COIL, IGNITION(ONE) ..... .INCLUDES: Engine removal and installation	2.5
4	6141B8	TERMINAL, HIGH TENSION .....	0.1

3

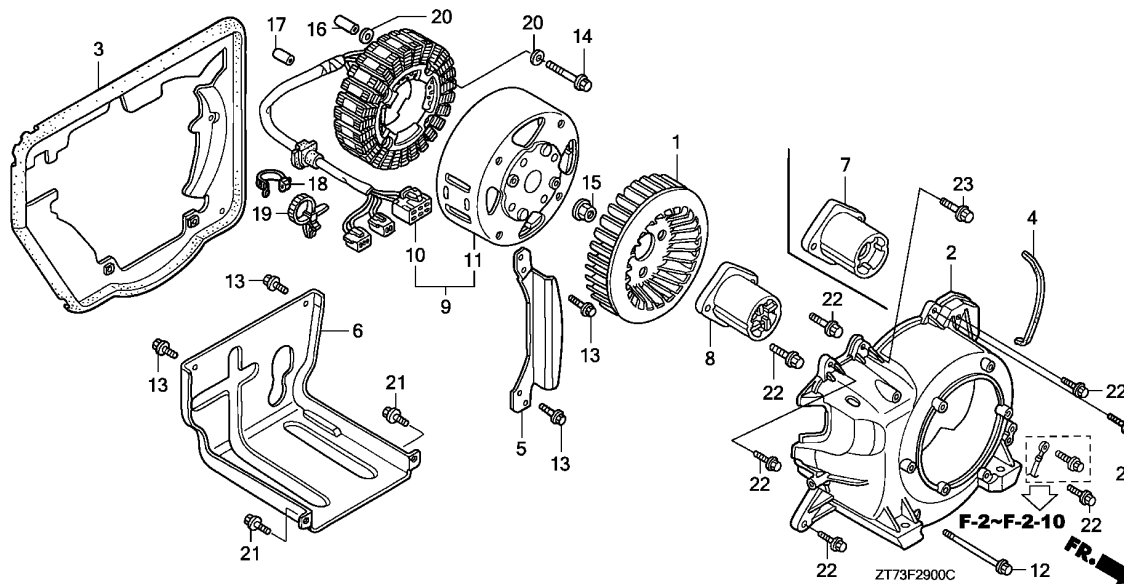
Ref. No.	Part No.	Description	Reqd. QTY						Serial No.	Parts catalogue code
			EU 26 i	EU 26 iK1	EU 2600 i	EU 30 is	EU 30 is1	EU 3000 is		
1	30500-ZL0-D31	COIL ASSY., IGNITION .....	1	-	1	1	-	1	-----	B,B/A,C,C/A,C/B,F,F/A,G,G/A,L,L/A,L/B,R,R/A,S,S/A,S/B SK,U,U/A,U/B
	30500-ZL0-D32	.....	1	-	-	-	-	-	1024723	B/B,F/B,G/B,GW,R/B
	30500-ZL0-D31	.....	-	1	-	-	-	1	-	B/B,F/B,G/B,GW,R/B
	30500-ZL0-D32	.....	-	-	-	1	-	1	1234067	B/B,C/C,F/B,G/B,GW,L/A,R/A,S/A,SK/A,SK1,U/A
	30500-ZL0-D32	.....	-	-	-	1	-	1	1234068	B/B,C/C,F/B,G/B,GW,L/A,R/A,S/A,SK/A,SK1,U/A
2	30515-ZL0-D30	BRACKET, IGNITION COIL .....	1	1	1	1	1	1	-----	CL,LT,RG,RH
3	30519-ZL0-000	CORRUGATED TUBE, 7X75 .....	1	1	1	1	1	1		
4	30700-ZE3-792	CAP ASSY., NOISE SUPPRESSOR (NICHIIWA Y-EZA)	1	1	1	1	1	1		
5	90017-883-000	BOLT, FLANGE, 6X32(CT200) ...	2	2	2	2	2	2		
6	90022-888-010	BOLT, FLANGE, 6X20(CT200) ...	2	2	2	2	2	2		



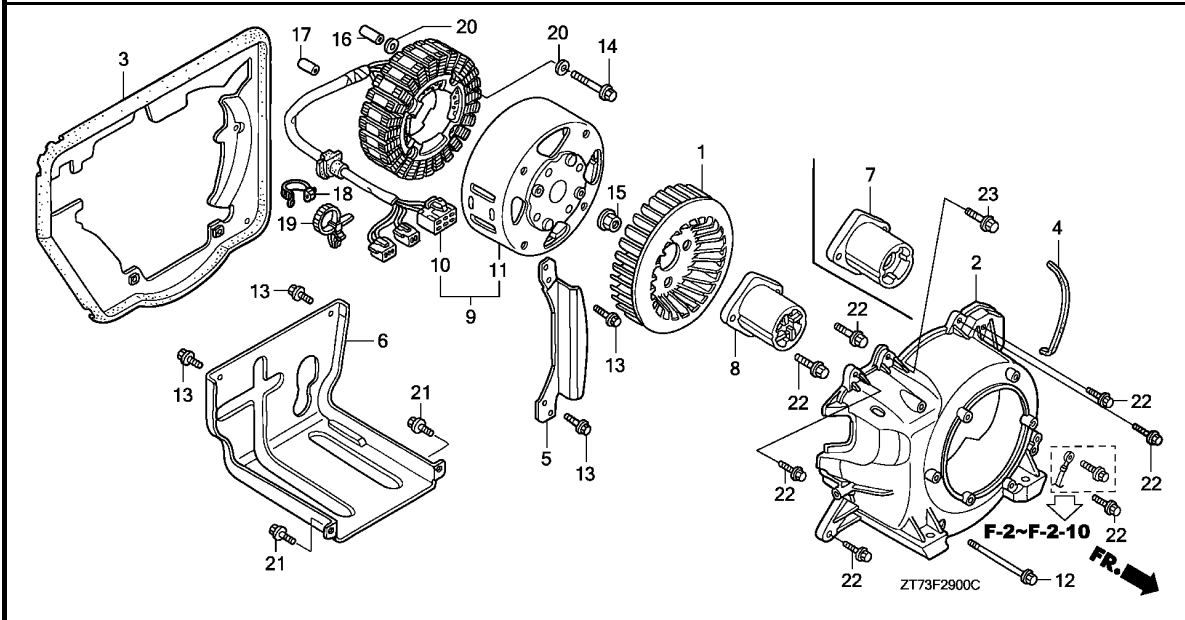
Ref. No.	L.O.N.	(Relative ref. Number) Description	F.R.T.
1	6201B7	FAN, GENERATOR COOLING ..... .INCLUDES: Engine removal and installation	2.6
2	6201C5	COVER, GENERATOR COOLING FAN ..... .INCLUDES: Engine removal and installation	2.5
3	6201E3	SEAL, FAN COVER ..... .INCLUDES: Engine removal and installation	2.5
6	4141E0	SHROUD, ENGINE :LOWER ..... (7)	0.6
8	1121A9	PULLEY, RECOIL STARTER ..... 1.7	
9	6201A4	GENERATOR ASSEMBLY ..... .INCLUDES: Engine removal and installation	2.6
10	6201B9	STATOR, GENERATOR ..... .INCLUDES: Engine removal and installation	2.7
11	6131D9	ROTOR, ALTERNATOR ..... .INCLUDES: Engine removal and installation	2.7

Ref. No.	Part No.	Description	Reqd. QTY						Serial No.	Parts catalogue code
			EU 26 i	EU 26 iK1	EU 2600 i	EU 30 is	EU 30 is1	EU 3000 is		
1	19511-ZS9-000	FAN, COOLING .....	1	1	1	1	1	1		
2	19611-ZS9-000	COVER, FAN .....	1	1	1	1	1	1		
3	19613-ZS9-000	SEAL COMP., FAN COVER .....	1	1	1	1	1	1		
4	19614-ZS9-000	SEAL, FAN COVER .....	1	1	1	1	1	1		
5	19617-ZL0-D30	BRACKET, FAN COVER .....	1	1	1	1	1	1		
6	19641-ZS9-000	SHROUD, LOWER .....	1	1	1	1	1	1		
7	28451-ZS9-C01	PULLEY, RECOIL STARTER .....	1	1	1	-	-	-		
8	28451-ZS9-A02	PULLEY, STARTER MOTOR & RECOIL STARTER	-	-	-	1	-	1	B/A,B/B,C/A,C/B,C/C,CL,F/A,F/B,G/A,G/B,GW,L/A,LT,R/A RG,RH,S/A,SK,SK/A,SK1,U/A	
	28451-ZS9-A01	.....	-	-	-	1	-	1	1015318 B,C,F,G,L,R,S,U	
	28451-ZS9-A02	.....	-	-	-	1	-	1	1015319 B,C,F,G,L,R,S,U	
9	31000-ZT7-C61	GENERATOR ASSY. ....	1	-	-	-	-	-	B,B/A,F,F/A,G,G/A	
	31000-ZT7-C31	GENERATOR ASSY.(###) .....	1	-	-	-	-	-	L,L/A,L/B	
	31000-ZT7-C71	GENERATOR ASSY. ....	1	-	-	-	-	-	R,R/A,R/B,S,S/A,S/B,U,U/A,U/B	
	31000-ZT7-C61	.....	1	-	-	-	-	-	1027340 B/B,F/B,G/B,GW	
	31000-ZT7-C41	GENERATOR ASSY.(###) .....	-	-	1	-	-	-		
	31000-ZS9-A61	GENERATOR ASSY. ....	-	-	-	1	-	-	B,B/A,F,F/A,G,G/A	
	31000-ZS9-A31	.....	-	-	-	1	-	-	L,L/A,LT	
	31000-ZS9-A71	GENERATOR ASSY.(###) .....	-	-	-	1	-	-	R,R/A,RH,S,S/A,SK,SK/A,SK1,U,U/A	
	31000-ZS9-A61	GENERATOR ASSY. ....	-	-	-	1	-	-	1299966 B/B,F/B,G/B,GW	
	31000-ZS9-A41	.....	-	-	-	-	-	1		
10	31120-ZT7-C61	STATOR ASSY. ....	1	-	-	-	-	-	B,B/A,F,F/A,G,G/A	
	31120-ZT7-C31	.....	1	-	-	-	-	-	L,L/A,L/B	
	31120-ZT7-C71	.....	1	-	-	-	-	-	R,R/A,R/B,S,S/A,S/B,U,U/A,U/B	
	31120-ZT7-C61	.....	1	-	-	-	-	-	1027340 B/B,F/B,G/B,GW	
	31120-ZT7-C91	.....	1	-	-	-	-	-	1027341 B/B,F/B,G/B,GW	



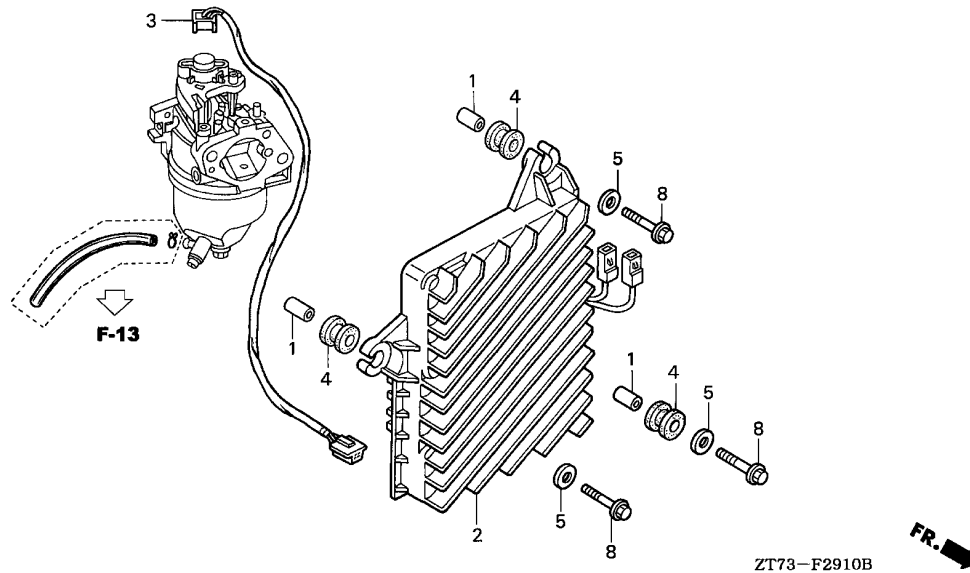


Ref. No.	Part No.	Description	Reqd. QTY						Serial No.	Parts catalogue code
			EU 26 i	EU 26 iK1	EU 2600 i	EU 30 is	EU 30 is1	EU 3000 is		
10)	31120-ZT7-E91	STATOR ASSY. ....	-	1	-	-	-	-	B,F,G,GW	
	31120-ZT7-F61	.....	-	1	-	-	-	-	R	
	31120-ZT7-C41	.....	-	-	1	-	-	-		
	31120-ZS9-A61	.....	-	-	-	1	-	-	B,B/A,F,F/A,G,G/A	
	31120-ZS9-A91	.....	-	-	-	1	-	-	CL,RG	
	31120-ZS9-A31	.....	-	-	-	1	-	-	L,L/A,LT	
	31120-ZS9-A71	.....	-	-	-	1	-	-	R,R/A,RH,S,S/A,SK,SK/A,SK1,U,U/A	
	31120-ZS9-A61	.....	-	-	-	1	-	1299966	B/B,F/B,G/B,GW	
	31120-ZS9-A91	.....	-	-	-	1	-	1299967	B/B,F/B,G/B,GW	
	31120-ZS9-D91	.....	-	-	-	-	1	-	B,CL,F,G,GW,RG	
	31120-ZS9-C31	.....	-	-	-	-	1	-	L,LT	
	31120-ZS9-C71	.....	-	-	-	-	1	-	R,RH,S,SK1,U	
	31120-ZS9-A41	.....	-	-	-	-	1	-		
11	31130-ZS9-A01	ROTOR COMP. ....	1	-	1	-	-	1002990	B,C,F,G,L,R,S,U	
	31130-Z03-C02	.....	1	-	1	-	-	1002991	B,C,F,G,L,R,S,U	
			1	-	-	-	-	1	B/A,B/B,C/A,C/B,C/C,F/A,F/B,G/A,G/B,GW,L/A,L/B,R/A,R/B S/A,S/B,U/A,U/B	
	31130-ZS9-A01	.....	-	1	-	-	1	1014673	B,C,F,G,L,R,S,U	
	31130-Z03-C02	.....	-	-	-	1	1	1014674	B,C,F,G,L,R,S,U	
			-	-	-	1	-	-	B/A,B/B,CL,F/A,F/B,G/A,G/B,GW,L/A,LT,R/A,RG,RH,S/A,SK SK/A,SK1,U/A	
12	90003-ZL8-000	BOLT, FLANGE, 6X112(CT200) ..	1	1	1	1	1	1		
13	90013-883-000	BOLT, FLANGE, 6X12(CT200) ...	4	4	4	4	4	4		
14	90101-ZS9-010	BOLT, FLANGE SOCKET, 6X61 (CT200)	4	-	4	-	-	-	1002990 B,C,F,G,L,R,S,U	



Ref. No.	Part No.	Description	Reqd. QTY						Serial No.	Parts catalogue code
			EU 26 i	EU 26 iK1	EU 2600 i	EU 30 is	EU 30 is1	EU 3000 is		
14)	90101-Z03-000	BOLT, FLANGE SOCKET, 6X57 (CT200)	4	-	4	-	-	-	1002991	B,C,F,G,L,R,S,U B/A,B/B,F/A,F/B,G/A,G/B,GW,L/A,L/B,R/A,R/B,S/A,S/B,U/A U/B
	90101-ZS9-010	BOLT, FLANGE SOCKET, 6X61 (CT200)	-	4	-	-	-	-		
15	90201-878-003	NUT, SPECIAL, 14MM	1	1	1	1	1	1		
16	90502-ZT7-000	COLLAR, STATOR(6.3X13X25.5)	2	-	2	-	-	-	1002990	B,C,F,G,L,R,S,U
	91551-Z03-000	COLLAR, STATOR(6.3X13X21.5)	2	-	2	-	-	-	1002991	B,C,F,G,L,R,S,U B/A,B/B,F/A,F/B,G/A,G/B,GW,L/A,L/B,R/A,R/B,S/A,S/B,U/A U/B
	90502-ZS9-000	COLLAR, STATOR	-	2	-	-	-	-		
17	90503-ZT7-000	COLLAR, STATOR(6.3X13X20.5)	2	-	2	-	-	-	1002990	B,C,F,G,L,R,S,U
	91552-Z03-000	COLLAR, STATOR(6.3X13X16.5)	2	-	2	-	-	-	1002991	B,C,F,G,L,R,S,U B/A,B/B,F/A,F/B,G/A,G/B,GW,L/A,L/B,R/A,R/B,S/A,S/B,U/A U/B
	90503-ZS9-000	COLLAR, STATOR	-	-	-	2	2	2		
18	90650-KV6-003	BAND, WIRE, 95MM	1	1	1	1	1	1		
19	90672-SAO-003	STRAP, CABLE, 118MM(BLACK)	1	1	1	1	1	1		
20	94101-06000	WASHER, PLAIN, 6MM	8	-	8	-	-	-	1002315	B,C,F,G,L,R,S,U
			-	-	-	8	-	8	1004425	B,C,F,G,L,R,S,U
21	95701-06010-00	BOLT, FLANGE, 6X10	2	2	2	2	2	2		
22	95701-06020-00	BOLT, FLANGE, 6X20	7	7	7	7	7	7		
23	90022-888-010	BOLT, FLANGE, 6X20(CT200)	1	1	1	1	1	1		

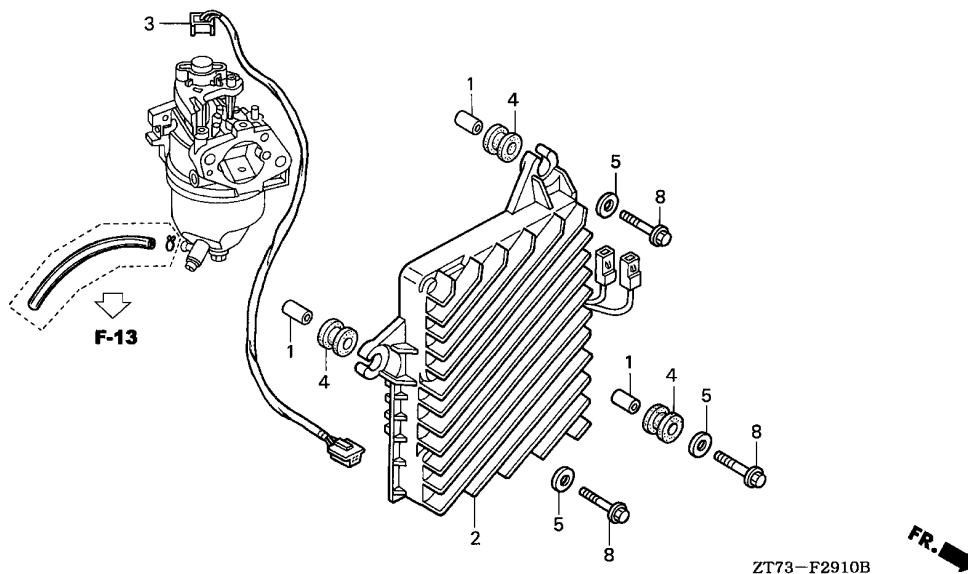




Ref. No.	L.O.N.	(Relative ref. Number) Description	F.R.T.
2	6221F7	INVERTER UNIT, GENERATOR .....	0.8
3	6221F8	SUB CORD, INVERTER .....	0.3

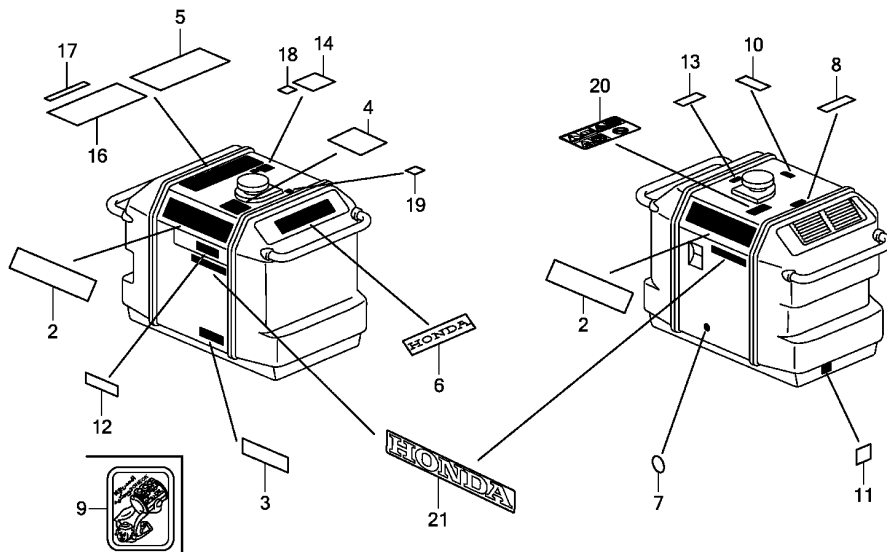
3

Ref. No.	Part No.	Description	Reqd. QTY							Serial No.	Parts catalogue code
			EU 26 i	EU 26 iK1	EU 2600 i	EU 30 is	EU 30 is1	EU 3000 is			
1	17272-ZC3-300	COLLAR, IN. JOINT .....	3	3	3	3	3	3			
2	31310-ZT7-A31	INVERTER UNIT .....	1	-	1	-	-	-	1002492	C,L	
	31310-ZT7-A32	.....	1	-	1	-	-	-	1002493	C,L	
	31310-ZT7-A64	.....	1	-	-	-	-	-		B,B/A,F,F/A,G,G/A,R,R/A	
	31310-ZT7-A62	.....	1	-	-	-	-	-		B/A,F/A,G/A,R/A,S/A,S/B,U/A,U/B	
	31310-ZT7-A32	.....	1	-	-	-	-	-		L/A,L/B	
	31310-ZT7-A61	.....	1	-	-	-	-	-	1002492	B,F,G,R,S,U	
	31310-ZT7-A62	.....	1	-	-	-	-	-	1024930	B/B,F/B,G/B,GW,R/B	
	31310-ZT7-A63	.....	1	-	-	-	-	-	1002493	B,F,G,R,S,U	
	31310-ZT7-A64	.....	1	-	-	-	-	-	1024931	GW	
	31310-ZT7-E61	.....	-	1	-	-	-	-	1028934	B/B,F/B,G/B,R/B	
	31310-ZS9-A31	.....	-	-	-	1	-	1	1028935	B/B,F/B,G/B,R/B	
	31310-ZS9-A32	.....	-	-	-	1	-	1		C,L	
	31310-ZS9-T21	INVERTER UNIT ASSY. ....	-	-	-	1	-	1	1006999	C,C,LT	
	31310-ZS9-T22	.....	-	-	-	1	-	1	1273147	C,L	
	31310-ZS9-A64ZA	INVERTER UNIT .....	-	-	-	1	-	-	1295499	C/C,LT	
	31310-ZS9-A62	.....	-	-	-	1	-	-		B/A,F/A,G/A,GW,R/A,RG,RH,S/A,SK/A,SK1,U/A	
	31310-ZS9-A64	.....	-	-	-	1	-	-		B/A,F/A,G/A,SK	
	31310-ZS9-A63	.....	-	-	-	1	-	-		CL	
	31310-ZS9-A61	.....	-	-	-	1	-	-		RH	
	31310-ZS9-A62	.....	-	-	-	1	-	-	1006998	B,F,G,R,S,U	
	31310-ZS9-A32	.....	-	-	-	1	-	-	1234676	B/B,F/B,G/B,GW,R/A,S/A,SK/A,SK1,U/A	
	31310-ZS9-A63	.....	-	-	-	1	-	-	1258292	L/A	
	31310-ZS9-A62	.....	-	-	-	1	-	-	1352974	RG	
	31310-ZS9-A63	.....	-	-	-	1	-	-	1006999	B,F,G,R,S,U	
	31310-ZS9-A62	.....	-	-	-	1	-	-	1234677	GW,R/A,S/A,SK/A,SK1,U/A	
	31310-ZS9-A63	.....	-	-	-	1	-	-	1234677	1346043 B/B,F/B,G/B	



Ref. No.	Part No.	Description	Reqd. QTY						Serial No.		Parts catalogue code
			EU 26 i	EU 26 iK1	EU 2600 i	EU 30 is	EU 30 is1	EU 3000 is			
(2)	31310-ZS9-T21	INVERTER UNIT ASSY. ....	-	-	-	1	-	-	1258293	1295499	L/A
	31310-ZS9-R51	.....	-	-	-	1	-	-	1304082	1325963	L/A,LT
	31310-ZS9-T23	.....	-	-	-	1	-	-	1325964	-----	L/A,LT
	31310-ZS9-A64ZA	INVERTER UNIT .....	-	-	-	1	-	-	1346044	-----	B/B,F/B,G/B
	31310-ZS9-C61	.....	-	-	-	-	1	-	1352975	-----	B,F,G,R,S,SK
	31310-ZS9-C31	.....	-	-	-	-	1	-	-----	-----	B,CL,F,G,GW,R,RG,RH,S,SK1,U
	31310-ZS9-A32	.....	-	-	-	-	-	1	-----	1346507	C/A,C/B
	31310-ZS9-R51	INVERTER UNIT ASSY. ....	-	-	-	-	-	1	1304082	1346507	C/C
	31310-ZS9-T23	.....	-	-	-	-	-	1	1346508	-----	C/A,C/B,C/C
3	32196-ZS9-A00	CORD ASSY., SUB .....	1	-	1	1	-	-	-	-	-
	32196-Z35-R10	HARNESS ASSY., CONTROL WIRE (SUB)	-	1	-	-	1	-	-	-	-
4	91651-ZS9-000	RUBBER, INVERTER UNIT .....	3	3	3	3	3	3	-	-	-
5	94103-06000	WASHER, PLAIN, 6MM .....	3	3	3	3	3	3	-	-	-
8	95701-06025-00	BOLT, FLANGE, 6X25 .....	3	3	3	3	3	3	-	-	-





ZT73F3100K

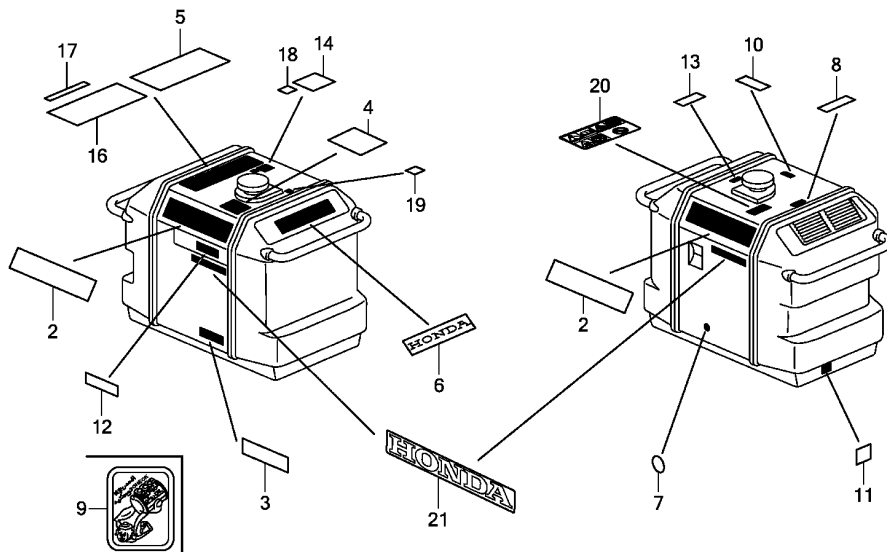
Ref. (Relative ref. Number)  
No. L.O.N. Description F.R.T.

NO INFORMATION .....

3

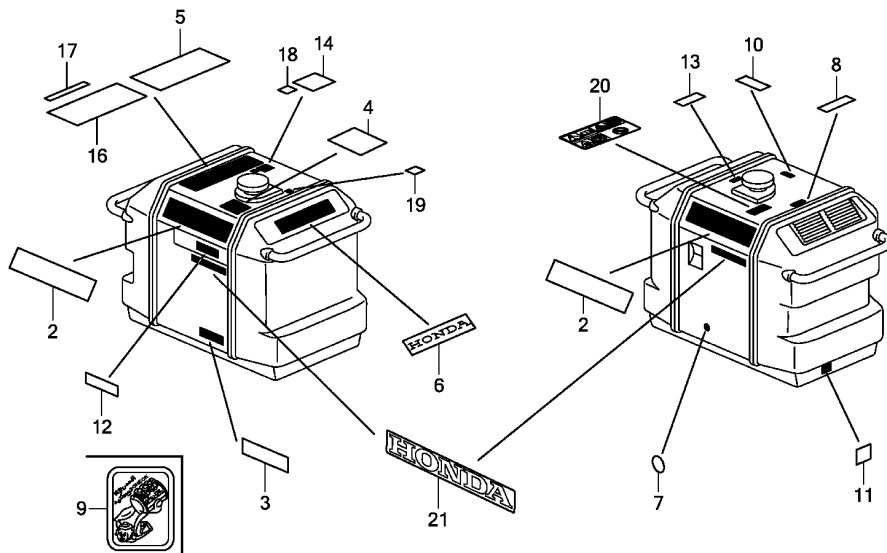
Ref. No.	Part No.	Description	Reqd. QTY						Serial No.	Parts catalogue code
			EU 26 i	EU 26 iK1	EU 2600 i	EU 30 is	EU 30 is1	EU 3000 is		
2	87101-ZT7-C31	EMBLEM(EU26I) .....	2	-	-	-	-	-	B/A,B/B,F/A,F/B,G/A,G/B,GW,L/A,L/B,R/A,R/B,S/A,S/B,U/A U/B	
	87101-ZT7-C30	.....	2	-	-	-	-	-	1006741 B,F,G,L,R,S,U	
	87101-ZT7-C31	.....	2	-	-	-	-	1006742	B,F,G,L,R,S,U	
	87101-ZT7-E60	MARK, EMBLEM .....	-	2	-	-	-	-	B,F,G,L,R,S,U	
	87101-ZT7-V30	EMBLEM(EU2600I) .....	-	-	2	-	-	-	-	
	87101-ZS9-A31	EMBLEM(EU30IS) .....	-	-	-	2	-	-	B/A,B/B,CL,F/A,F/B,G/A,G/B,GW,L/A,LT,R/A,RG,RH,S/A SK/A,SK1,U/A	
	87101-ZS9-A30	.....	-	-	-	2	-	-	1051108 B,F,G,L,R,S,SK,U	
	87101-ZS9-A31	.....	-	-	-	2	-	-	1051109 B,F,G,L,R,S,SK,U	
	87101-ZS9-C60	.....	-	-	-	-	2	-	-	
	87101-ZS9-T31	EMBLEM(EU3000IS) .....	-	-	-	-	2	-	C/A,C/B,C/C	
	87101-ZS9-T30	.....	-	-	-	-	2	-	1051309 C	
	87101-ZS9-T31	.....	-	-	-	-	2	-	1051310 C	
3	87152-ZT7-D30	MARK, SPECIFICATION .....	1	-	-	-	-	-	L	
	87152-ZT7-D31	.....	1	-	-	-	-	-	L/A,L/B	
	87152-ZT7-D60	.....	1	-	-	-	-	-	R	
	87152-ZT7-D61	.....	1	-	-	-	-	-	R/A,R/B	
	87152-ZT7-C70	.....	1	-	-	-	-	-	S	
	87152-ZT7-C71	.....	1	-	-	-	-	-	S/A,S/B	
	87152-ZT7-C80	.....	1	-	-	-	-	-	U	
	87152-ZT7-C81	.....	1	-	-	-	-	-	U/A,U/B	
	87152-ZT7-D61	.....	-	1	-	-	-	-	R	
	87152-ZS9-R10	MARK, SPECIFICATION(LT) .....	-	-	-	1	1	-	LT	
	87152-ZS9-R60	MARK, SPECIFICATION .....	-	-	-	1	1	-	RH	
	87152-ZS9-R40	MARK, SPECIFICATION(SK1) .....	-	-	-	1	1	-	SK1	
	87152-ZS9-B30	MARK, SPECIFICATION .....	-	-	-	1	-	-	L	
	87152-ZS9-B31	.....	-	-	-	1	-	-	L/A	
	87152-ZS9-B60	.....	-	-	-	1	-	-	R	

Ref. No.	Part No.	Description	Reqd. QTY						Serial No.	Parts catalogue code
			EU 26 i	EU 26 iK1	EU 2600 i	EU 30 is	EU 30 is1	EU 3000 is		
(3)	87152-ZS9-B61	MARK, SPECIFICATION	-	-	-	1	-	-	R/A	
	87152-ZS9-A70	.....	-	-	-	1	-	-	S,SK	
	87152-ZS9-A71	.....	-	-	-	1	-	-	S/A,SK/A	
	87152-ZS9-A80	.....	-	-	-	1	-	-	U	
	87152-ZS9-A81	.....	-	-	-	1	-	-	U/A	
	87152-ZS9-B31	.....	-	-	-	-	1	-	L	
	87152-ZS9-B61	.....	-	-	-	-	1	-	R	
	87152-ZS9-A71	.....	-	-	-	-	1	-	S	
	87152-ZS9-A81	.....	-	-	-	-	1	-	U	
4	87516-ZS9-A40	LABEL, OPERATOR WARNING	-	-	1	-	-	-		
	87516-ZS9-R10	.....	-	-	-	1	1	-	LT	
	87516-ZS9-A41	.....	-	-	-	-	-	1		
	87516-ZS9-A40	.....	-	-	-	-	-	1	1051309 C	
	87516-ZS9-A41	.....	-	-	-	-	-	1	1225305 C/C	
		.....	-	-	-	-	-	1	C	
	87516-ZS9-A42	.....	-	-	-	-	-	1	1225306 C/C	
5	87516-ZT7-C62	LABEL, OPERATOR WARNING	1	-	-	1	-	-	B/A,F/A,G/A	
	87516-ZS9-A71	.....	1	-	-	-	-	-	L/A,L/B,R/A,R/B,S/A,S/B,U/A,U/B	
	87516-ZT7-C60	.....	1	-	-	-	-	-	1005810 B,F,G	
	87516-ZS9-A70	.....	1	-	-	-	-	-	1006843 L,R,S,U	
	87516-ZT7-C62	.....	1	-	-	-	-	-	1027202 B/B,F/B,G/B,GW	
	87516-ZT7-C61	.....	1	-	-	-	-	1005811	1006741 B,F,G	
	87516-ZT7-C62	.....	1	-	-	-	-	1006742	B,F,G	
	87516-ZS9-A71	.....	1	-	-	-	-	1006844	L,R,S,U	
	87516-ZT7-C91	LABEL, OPERATOR WARNING(EC)	1	-	-	-	-	1027203	1027966 B/B,F/B,G/B,GW	
	87516-ZS9-A71	LABEL, OPERATOR WARNING	-	1	-	-	-	-	R	
	87114-ZS9-R90	LABEL, WARNING	-	-	-	1	1	-	CL	
	87516-ZS9-A71	LABEL, OPERATOR WARNING	-	-	-	1	-	-	L/A,R/A,S/A,SK/A,U/A	
	87152-ZS9-R70	MARK, SPEC(RG)	-	-	-	1	-	-	RG	
	87516-ZS9-A60	LABEL, OPERATOR WARNING	-	-	-	1	-	-	1034526 B,F,G	
	87516-ZS9-A70	.....	-	-	-	1	-	-	1051121 L,R,S,SK,U	
	87516-ZT7-C62	.....	-	-	-	1	-	-	1299766 B/B,F/B,G/B,GW	
	87516-ZT7-C61	.....	-	-	-	1	-	1034527	1051108 B,F,G	
	87516-ZT7-C62	.....	-	-	-	1	-	1051109	B,F,G	
	87516-ZS9-A71	.....	-	-	-	1	-	1051122	L,R,S,SK,U	
	87516-ZT7-C91	LABEL, OPERATOR WARNING(EC)	-	-	-	1	-	1299767	1315724 B/B,F/B,G/B,GW	
	87516-ZS9-A71	LABEL, OPERATOR WARNING	-	-	-	-	1	-	L,R,S,U	
	87152-ZS9-R71	MARK, SPEC	-	-	-	-	1	-	RG	
6	87531-ZS9-000	MARK, HONDA	1	-	1	-	-	-	1006696 B,C,F,G,L,R,S,U	
	87531-ZS9-010	.....	1	-	1	-	-	1006697	B,C,F,G,L,R,S,U	
		.....	1	-	-	-	1	-	B/A,B/B,C/A,C/B,C/C,F/A,F/B,G/A,G/B,GW,L/A,L/B,R/A,R/B S/A,S/B,U/A,U/B	
	87531-ZS9-000	.....	-	1	-	-	1	-		
	87531-ZS9-010	.....	-	-	-	1	-	1051043	1051043 B,C,F,G,L,R,S,SK,U	
		.....	-	-	-	1	-	1051044	B,C,F,G,L,R,S,SK,U	
		.....	-	-	-	1	-	-	B/A,B/B,CL,F/A,F/B,G/A,G/B,GW,L/A,LT,R/A,RG,RH,S/A SK/A,SK1,U/A	
7	87534-892-640	MARK, EARTH	1	1	-	1	1	-		
	87534-ZB3-740	MARK, GRAND	-	-	1	-	-	1		
8	87539-ZB2-630	MARK, EX. CAUTION	1	1	1	1	1	1	C,C/A,C/B,C/C,L/L/A,L/B,R/R/A,R/B,S,S/A,S/B,SK,SK/A,U U/A,U/B	
	87539-Z22-A60	.....	1	-	-	-	-	1027967	B/B,F/B,G/B,GW	
		.....	-	1	-	-	-	-	B,F,G,GW	
		.....	-	-	-	1	-	-	CL,RG	
		.....	-	-	-	1	-	1315725	B/B,F/B,G/B,GW	
		.....	-	-	-	-	1	-	B,CL,F,G,GW,RG	
9	87541-ZB4-000	MARK, OIL CHECK	1	1	-	1	1	-	L,L/A,L/B,LT,R/R/A,R/B,RH	



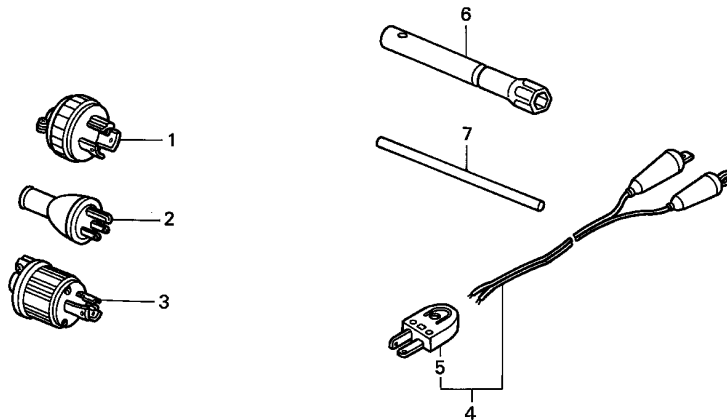
ZT73F3100K

Ref. No.	Part No.	Description	Reqd. QTY						Serial No.	Parts catalogue code
			EU 26 i	EU 26 iK1	EU 2600 i	EU 30 is	EU 30 is1	EU 3000 is		
10	87565-ZS9-000	MARK, FUEL INDICATION .....	1	-	1	1	-	1		
	87565-Z35-000	.....	-	1	-	-	-	1		
11	87594-ZB4-A00	MARK, OIL CAUTION .....	1	1	1	1	1	1		
12	87511-ZT3-S20	MARK, CAUTION VOLTAGE .....	-	-	-	1	1	-	SK,SK/A,SK1	
13	87135-ZE2-000	LABEL, E-SPEC(HONDA) (EPA STANDARD)(15.5X60.0)	1	-	1	-	-	-	1005466 1006196 B,C,F,G,L,R,S,U	
	87135-ZE2-020	LABEL, E-SPEC(15.5X27.5) .....	1	-	1	-	-	-	1006197 B,C,F,G,L,R,S,U	
			1	-	-	1	-	1	B/A,C/A,F/A,G/A,L/A,R/A,S/A,U/A	
			1	-	-	-	-	-	1022853 B/B,F/B,G/B,L/B,R/B,S/B,U/B	
			-	-	-	1	-	1	1177684 B/B,C/B,F/B,G/B,L/A,R/A,S/A,SK/A,U/A	
	87135-ZE2-000	LABEL, E-SPEC(HONDA) (EPA STANDARD)(15.5X60.0)	-	-	-	1	-	1	1033571 1043562 B,C,F,G,L,R,S,SK,U	
	87135-ZE2-020	LABEL, E-SPEC(15.5X27.5) .....	-	-	-	1	-	1	1043563 B,C,F,G,L,R,S,SK,U	
14	87578-Z05-C60	LABEL, NOISE LEVEL(90) .....	1	-	-	-	-	-	B/A,F/A,G/A	
			1	-	-	-	-	-	1027202 F/B,G/B,GW	
			1	-	-	-	-	-	1027483 B/B	
			1	-	-	-	-	-	1005856 B,F,G	
	87578-ZB8-A60	LABEL, NOISE LEVEL(91) .....	-	-	-	1	-	-	B/A,F/A,G/A	
			-	-	-	1	-	-	1308317 B/B	
			-	-	-	1	-	-	1308408 F/B,G/B,GW	
			-	-	-	1	-	-	1037163 B,F,G	
16	87150-Z11-S60	MARK, CAUTION .....	-	-	-	1	1	-	RH	
	87150-Z11-R10	.....	-	-	-	1	1	-	SK1	
17	87539-ZS9-R10	MARK, EX. CAUTION .....	-	-	-	1	1	-	LT	
	87539-ZS9-R60	.....	-	-	-	1	1	-	RH	
	87539-Z11-R10	.....	-	-	-	1	1	-	SK1	
18	87709-Z07-S50	MARK, RECYCLE .....	1	-	-	-	-	-	1027202 GW	
			-	-	-	1	-	-	1308408 GW	



ZT73F3100K

Ref. No.	Part No.	Description	Reqd. QTY						Serial No.	Parts catalogue code
			EU 26 i	EU 26 iK1	EU 2600 i	EU 30 is	EU 30 is1	EU 3000 is		
19	87709-Z07-S50	MARK, RECYCLE .....	1	-	-	-	-	1027203 ----- GW		
			-	-	-	1	-	1308409 ----- GW		
20	87150-Z25-A61	MARK, CAUTION(EC) .....	1	-	-	-	-	1027967 ----- B/B,F/B,G/B,GW		
			-	1	-	-	-	----- B,F,G,GW		
			-	-	-	1	-	----- CL,RG		
			-	-	-	1	-	1315725 ----- B/B,F/B,G/B,GW		
			-	-	-	-	1	----- B,CL,F,G,GW,RG		
21	87125-ZS9-C30	MARK, HONDA .....	-	2	-	-	2	-		



ZT73-F3200

Ref. L.O.N. (Relative ref. Number) F.R.T.  
No. Description

NO INFORMATION .....

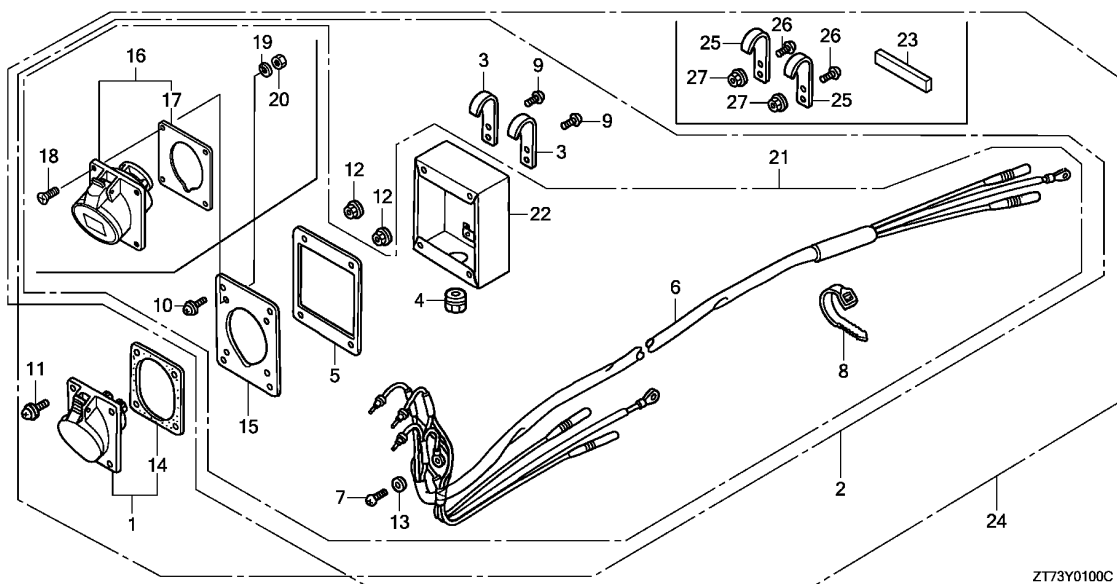
3

Ref. No.	Part No.	Description	Reqd. QTY						Serial No.	Parts catalogue code
			EU 26 i	EU 26 iK1	EU 2600 i	EU 30 is	EU 30 is1	EU 3000 is		
1	32310-ZD8-F61	PLUG ASSY. (20A/250V) .....	2	2	-	2	2	-	-----	R,R/A,R/B,RH,S,S/A,S/B
2	32310-836-000	PLUG ASSY., CONSENT (15A/125V) .....	2	-	-	2	2	-	-----	L,L/A,L/B,LT
3	32311-ZP0-K30	PLUG ASSY. (30A/125V) .....	1	-	-	1	1	-	-----	L,L/A,L/B,LT
4	32650-892-003	CORD ASSY., CHARGE (2M) .....	(1)	-	(1)	(1)	-	(1)	-----	B,B/A,B/B,C,F,F/A,F/B,G,G/A,G/B,GW,L,L/A,L/B,LT,R,R/A R/B,RG,RH,S,S/A,S/B,SK,SK/A,SK1,U,U/A,U/B
	32650-ZT3-D41	CORD ASSY., CHARGE .....	-	1	-	-	1	-	-----	GW
	32650-892-013	CORD ASSY., CHARGE (2M) .....	-	1	-	-	-	-	-----	B,F,G,R
	32650-892-003	.....	-	-	-	1	-	1	-----	B/B,C/B,F/B,G/B
	32650-892-013	.....	-	-	-	1	-	-	-----	CL
	32650-892-003	.....	-	-	-	-	1	-	-----	B,CL,F,G,L,LT,R,RG,RH,S,SK1,U
	32650-892-003	.....	-	-	-	-	-	(1)	1112273	C/A
	32650-892-003	.....	-	-	-	-	-	1	1112274	C/A
5	32651-892-003	PLUG ASSY., CONSENT .....	(1)	-	(1)	(1)	-	(1)	-----	B,B/A,B/B,C,F,F/A,F/B,G,G/A,G/B,GW,L,L/A,L/B,LT,R,R/A R/B,RG,RH,S,S/A,S/B,SK,SK/A,SK1,U,U/A,U/B
			-	1	-	-	-	1	-----	B,C/B,F,G,GW,R
			-	-	-	1	-	-	-----	B/B,CL,F/B,G/B
			-	-	-	-	-	(1)	1112273	C/A
			-	-	-	-	-	1	1112274	C/A
6	99004-21003	WRENCH, BOX (P21) .....	1	1	1	1	1	1		
7	99005-01000	BAR A, HANDLE .....	1	1	1	1	1	1		

FOP-1

CONSENT BOX(1)

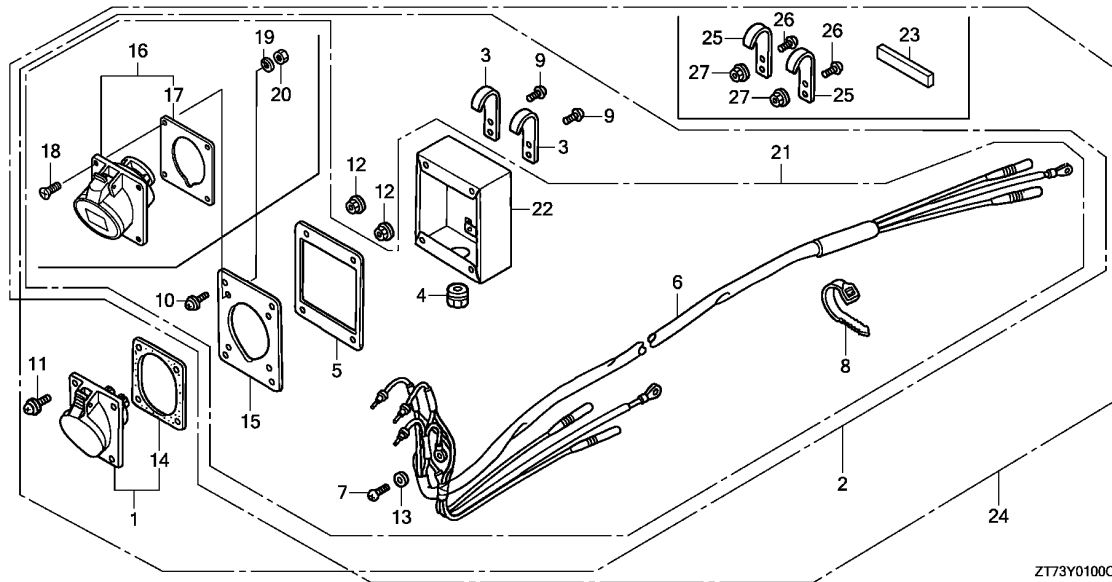
16



Ref. No.	L.O.N.	(Relative ref. Number) Description	F.R.T.
1		(5,15,16) RECEPTACLE/CONSENT	0.1
6		6111D7 HARNESS, CONSENT WIRE	0.2

Ref. No.	Part No.	Description	Reqd. QTY						Serial No.	Parts catalogue code
			EU 26	EU 26 iK1	EU 2600	EU 30	EU 30 is	EU 3000		
1	32330-ZA0-890	RECEPTACLE(32A/230V)	(1)	-	-	(1)	-	-	-	B,B/A,B/B,F,F/A,F/B,G,G/A,G/B,GW
		(ABL SURSUM)	(1)	-	-	(1)	-	-	-	B/A,B/B,F/A,F/B,G,G/A,G/B,GW,RG
2	32360-ZS9-A62	BOX ASSY., CONSENT	(1)	-	-	(1)	-	-	1003380	B,F,G
	32360-ZS9-A61	.....	(1)	-	-	-	-	-	1003381	B,F,G
	32360-ZS9-A62	.....	(1)	-	-	-	-	-	1003381	B,F,G
	32360-ZS9-A61	.....	-	-	-	(1)	-	-	1016612	B,F,G
	32360-ZS9-A62	.....	-	-	-	(1)	-	-	1016613	B,F,G
3	32362-ZS9-A01	HOOK	(2)	-	-	(2)	-	-	-	B,B/A,B/B,F,F/A,F/B,G,G/A,G/B,GW,RG
4	32363-ZS9-A61	BUSHING, CABLE	(1)	(1)	-	(1)	(1)	-	-	B,B/A,B/B,CL,F,F/A,F/B,G,G/A,G/B,GW,RG
5	32364-ZS9-A61	PACKING	(1)	(1)	-	(1)	(1)	-	-	B,B/A,B/B,CL,F,F/A,F/B,G,G/A,G/B,GW,RG
6	32371-ZS9-A62	HARNESS ASSY., CONSENT WIRE	(1)	-	-	-	-	-	-	B/A,B/B,F/A,F/B,G,G/A,G/B,GW
	32371-ZS9-A61	.....	(1)	-	-	-	-	-	1003380	B,F,G
	32371-ZS9-A62	.....	(1)	-	-	-	-	-	1003381	B,F,G
			-	(1)	-	-	-	-	-	B,F,G,GW
			-	-	-	(1)	-	-	-	B/A,B/B,CL,F,F/A,F/B,G,G/A,G/B,GW,RG
	32371-ZS9-A61	.....	-	-	-	(1)	-	-	1016612	B,F,G
	32371-ZS9-A62	.....	-	-	-	(1)	-	-	1016613	B,F,G
			-	-	-	-	(1)	-	-	B,CL,F,G,GW,RG
7	90102-899-003	SCREW, PAN, 5X12	(1)	(1)	-	(1)	(1)	-	-	B,B/A,B/B,CL,F,F/A,F/B,G,G/A,G/B,GW,RG
8	90672-ZS9-A01	TIE, CABLE	(1)	(1)	-	(1)	(1)	-	-	B,B/A,B/B,CL,F,F/A,F/B,G,G/A,G/B,GW,RG
9	93500-04012-1A	SCREW, PAN, 4X12	(4)	-	-	(4)	-	-	-	B,B/A,B/B,F,F/A,F/B,G,G/A,G/B,GW,RG
10	93893-04010-18	SCREW-WASHER, 4X10	(4)	(4)	-	(4)	(4)	-	-	B,B/A,B/B,CL,F,F/A,F/B,G,G/A,G/B,GW,RG
11	93893-05016-17	SCREW-WASHER, 5X16	(4)	-	-	(4)	-	-	-	B,B/A,B/B,F,F/A,F/B,G,G/A,G/B,GW
12	94050-04000	NUT, FLANGE, 4MM	(4)	-	-	(4)	-	-	-	B,B/A,B/B,F,F/A,F/B,G,G/A,G/B,GW,RG
13	94101-05800	WASHER, PLAIN, 5MM	(1)	(1)	-	(1)	(1)	-	-	B,B/A,B/B,CL,F,F/A,F/B,G,G/A,G/B,GW,RG
14	32335-ZC6-670	PACKING	(1)	-	-	(1)	-	-	-	B,B/A,B/B,F,F/A,F/B,G,G/A,G/B,GW
15	32361-ZS9-A61	PLATE, CONSENT	(1)	-	-	(1)	-	-	-	B,B/A,B/B,F,F/A,F/B,G,G/A,G/B,GW

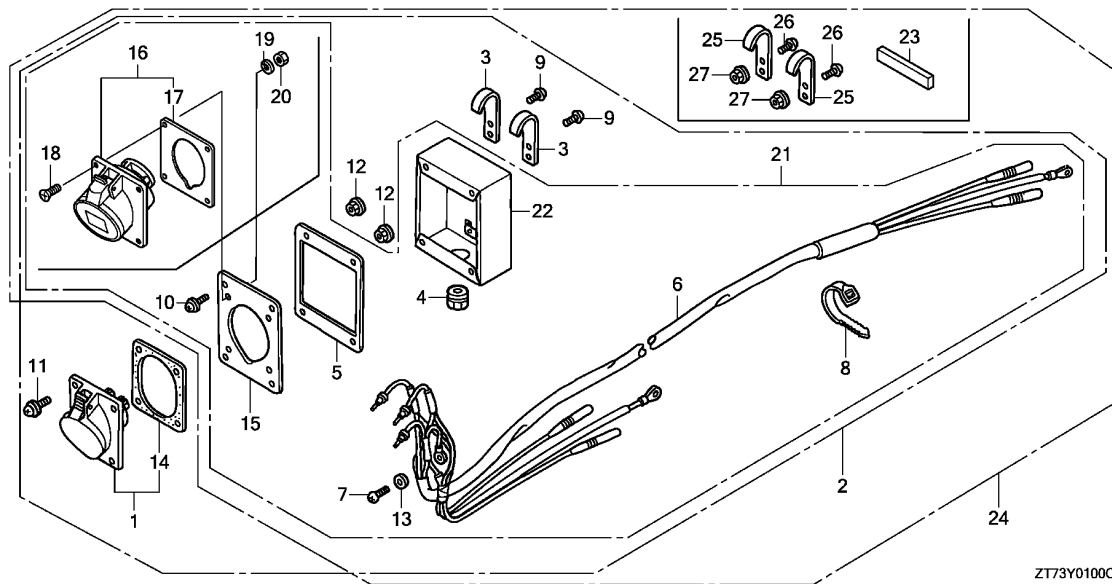
3



Z173Y0100C

3

Ref. No.	Part No.	Description	Reqd. QTY						Serial No.	Parts catalogue code
			EU 26 i	EU 26 iK1	EU 2600 i	EU 30 is	EU 30 is1	EU 3000 is		
15)	32361-ZS9-A62	PLATE, CONSENT .....	(1)	-	-	-	-	-	B/B,F/B,G/B,GW B,F,G,GW B/B,CL,F/B,G/B,GW,RG B,CL,F,G,GW,RG	
16	32330-Z22-A90	RECEPTACLE(32A/250V)(KEDU) ..	(1)	-	-	-	-	-	B/B,F/B,G/B,GW B,F,G,GW B/B,CL,F/B,G/B,GW,RG B,CL,F,G,GW,RG	
17	32335-Z22-F90	PACKING .....	(1)	-	-	-	-	(1)	B/B,F/B,G/B,GW B,F,G,GW B/B,CL,F/B,G/B,GW,RG B,CL,F,G,GW,RG	
18	93600-05016-0G	SCREW, FLAT, 5X16 .....	(4)	-	-	-	-	(1)	B/B,F/B,G/B,GW B,F,G,GW B/B,CL,F/B,G/B,GW,RG B,CL,F,G,GW,RG	
19	94111-05800	WASHER, SPRING, 5MM .....	(4)	-	-	-	-	(4)	B/B,F/B,G/B,GW B,F,G,GW B/B,CL,F/B,G/B,GW,RG B,CL,F,G,GW,RG	
20	94001-05000-0S 94001-05000	NUT, HEX., 5MM .....	(4)	(4)	-	-	-	(4)	GW B/B,F/B,G/B,GW B,F,G B/B,CL,F/B,G/B,GW B,CL,F,G,RG	
21	32360-ZS9-D41	BOX ASSY., CONSENT .....	(1)	(1)	-	(1)	(1)	-	GW	

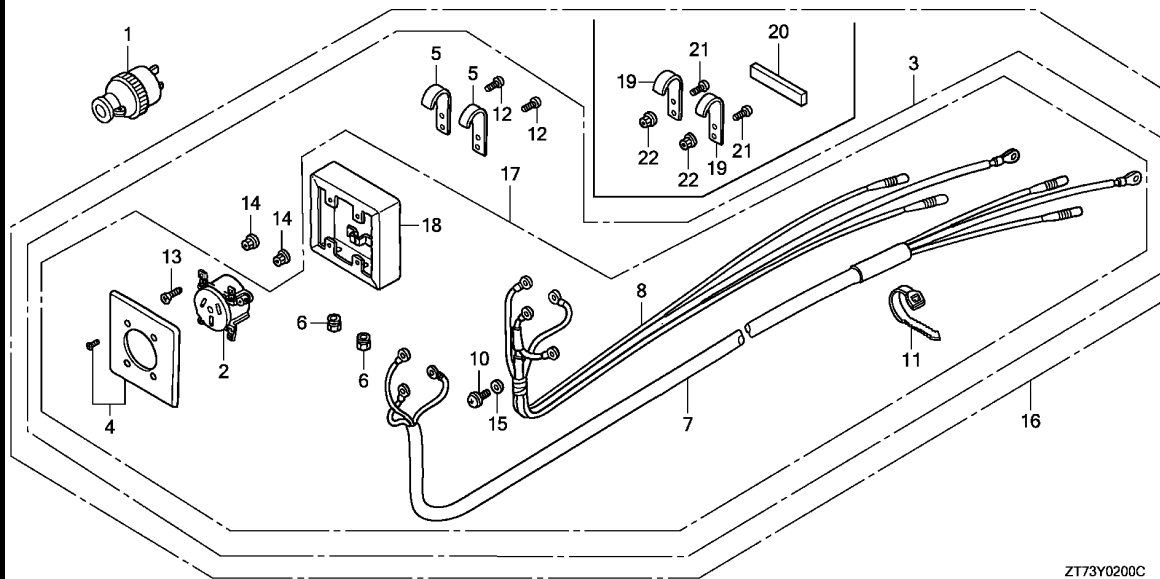


Ref. No.	Part No.	Description	Reqd. QTY						Serial No.	Parts catalogue code
			EU 26 i	EU 26 iK1	EU 2600 i	EU 30 is	EU 30 is1	EU 3000 is		
21)	32360-ZS9-A63	BOX ASSY., CONSENT .....	(1)	-	-	-	-	-	B/B,F/B,G/B B,F,G B/B,CL,F/B,G/B,RG B,CL,F,G,RG	
22	32365-ZS9-A61	BOX COMP., CONSENT .....	(1)	-	-	-	-	-	B/B,F/B,G/B,GW B,F,G,GW B/B,CL,F/B,G/B,GW,RG B,CL,F,G,GW,RG	
23	32368-ZS9-A00	CUSHION, CONSENT BOX .....	(1)	-	-	-	(1)	-	B/B,F/B,G/B,GW,R/B	
24	06323-ZS9-D40 06323-ZS9-A60	BOX KIT, CONSENT .....	(1)	(1)	-	(1)	(1)	-	B/B,CL,F/B,G/B,GW,L/A,LT,R/A,RG,RH,S/A,SK/A,SK1,U/A GW B/B,F/B,G/B B,F,G B/B,CL,F/B,G/B,RG B,CL,F,G,RG	
25	32367-ZS9-A00	HOOK, CONSENT BOX .....	(2)	-	-	-	-	-	B/B,F/B,G/B,GW,R/B B/B,CL,F/B,G/B,GW,L/A,LT,R/A,RG,RH,S/A,SK/A,SK1,U/A	
26	93500-04012-1A	SCREW, PAN, 4X12 .....	(4)	-	-	-	-	-	B/B,F/B,G/B,GW B/B,CL,F/B,G/B,GW,RG B/B,F/B,G/B,GW	
27	94050-04000	NUT, FLANGE, 4MM .....	(4)	-	-	-	-	-	B/B,CL,F/B,G/B,GW,RG B/B,F/B,G/B,GW	

FOP-2

CONSENT BOX(2)

19



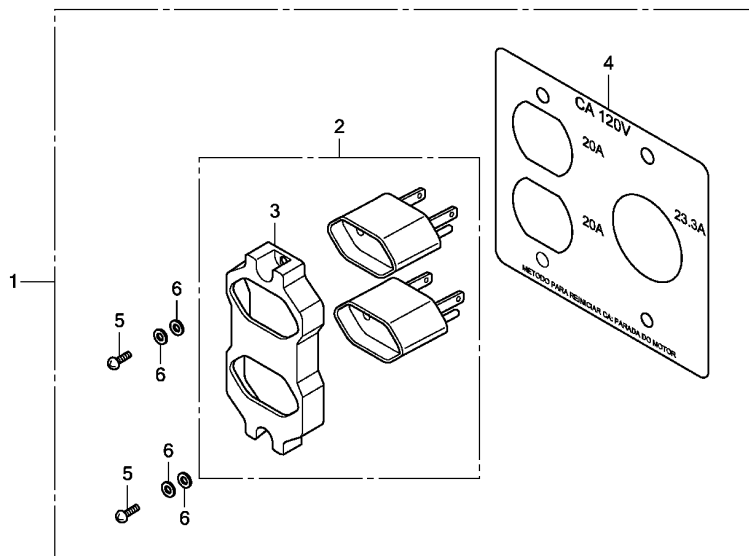
Z173Y0200C

Ref. No.	L.O.N.	(Relative ref. Number) Description	F.R.T.
2		(4)	
6221G4		RECEPTACLE/CONSENT .....	0.1
7		HARNESS, CONSENT WIRE :RIGHT ..	0.2
8		HARNESS, CONSENT WIRE :LEFT ..	0.2

3

Ref. No.	Part No.	Description	Reqd. QTY						Serial No.	Parts catalogue code
			EU 26 i	EU 26 iK1	EU 2600 i	EU 30 is	EU 30 is1	EU 3000 is		
1	32310-ZS9-A00	PLUG ASSY. (60A/250V) .....	(1)	(1)	-	(1)	-	-	L,L/A,L/B,LT,R,R/A,R/B,RH,S,S/A,S/B,SK,SK/A,SK1,U,U/A U/B	
2	32330-ZS9-A00	CONSENT ASSY. (60A/250V) .....	(1)	(1)	-	(1)	(1)	-	L,LT,S,SK1,U L,L/A,L/B,LT,R,R/A,R/B,RH,S,S/A,S/B,SK,SK/A,SK1,U,U/A U/B	
3	32360-ZS9-A71	BOX ASSY., CONSENT .....	(1)	-	-	(1)	-	-	L,L/A,L/B,LT,R,R/A,R/B,RH,S,S/A,S/B,SK,SK/A,SK1,U,U/A U/B	
4	32361-ZS9-A00	PLATE, CONSENT .....	(1)	(1)	-	(1)	(1)	-	L,L/A,L/B,LT,R,R/A,R/B,RH,S,S/A,S/B,SK,SK/A,SK1,U,U/A U/B	
5	32362-ZS9-A01	HOOK .....	(2)	-	-	(2)	-	-	L,L/A,L/B,LT,R,R/A,R/B,RH,S,S/A,S/B,SK,SK/A,SK1,U,U/A U/B	
6	32363-ZS9-A01	CABLE, BUSHING .....	(2)	(2)	-	(2)	(2)	-	L,L/A,L/B,LT,R,R/A,R/B,RH,S,S/A,S/B,SK,SK/A,SK1,U,U/A U/B	
7	32371-ZS9-A01	HARNESS ASSY., R. CONSENT WIRE	(1)	(1)	-	(1)	(1)	-	L,L/A,L/B,LT,R,R/A,R/B,RH,S,S/A,S/B,SK,SK/A,SK1,U,U/A U/B	
8	32372-ZS9-A01	HARNESS ASSY., L. CONSENT WIRE	(1)	(1)	-	(1)	(1)	-	L,L/A,L/B,LT,R,R/A,R/B,RH,S,S/A,S/B,SK,SK/A,SK1,U,U/A U/B	
10	90102-899-003	SCREW, PAN, 5X12 .....	(1)	(1)	-	(1)	(1)	-	L,L/A,L/B,LT,R,R/A,R/B,RH,S,S/A,S/B,SK,SK/A,SK1,U,U/A U/B	
11	90672-ZS9-A01	TIE, CABLE .....	(1)	(1)	-	(1)	(1)	-	L,L/A,L/B,LT,R,R/A,R/B,RH,S,S/A,S/B,SK,SK/A,SK1,U,U/A U/B	
12	93500-04012-1A	SCREW, PAN, 4X12 .....	(4)	-	-	(4)	-	-	L,L/A,L/B,LT,R,R/A,R/B,RH,S,S/A,S/B,SK,SK/A,SK1,U,U/A U/B	
13	93600-04010-1A	SCREW, FLAT, 4X10 .....	(4)	(4)	-	(4)	(4)	-	L,L/A,L/B,LT,R,R/A,R/B,RH,S,S/A,S/B,SK,SK/A,SK1,U,U/A U/B	
14	94050-04000	NUT, FLANGE, 4MM .....	(4)	-	-	(4)	-	-	L,L/A,L/B,LT,R,R/A,R/B,RH,S,S/A,S/B,SK,SK/A,SK1,U,U/A U/B	

Ref. No.	Part No.	Description	Reqd. QTY						Serial No.	Parts catalogue code
			EU 26 i	EU 26 iK1	EU 2600 i	EU 30 is	EU 30 is1	EU 3000 is		
15	94101-05800	WASHER, PLAIN, 5MM .....	(1)	(1)	-	(1)	(1)	-	-----	L,L/A,L/B,LT,R,R/A,R/B,RH,S,S/A,S/B,SK,SK/A,SK1,U,U/A U/B
16	06323-ZS9-A70	BOX KIT, CONSENT .....	(1)	-	-	-	-	-	-----	R/B R
			-	(1)	-	-	-	-	-----	L/A,LT,R/A,RH,S/A,SK/A,SK1,U/A
			-	-	-	(1)	-	-	-----	L,LT,R,RH,S,SK1,U
17	32360-ZS9-A72	BOX ASSY., CONSENT .....	(1)	-	-	-	-	-	-----	R/B R
			-	(1)	-	-	-	-	-----	L/A,LT,R/A,RH,S/A,SK/A,SK1,U/A
			-	-	-	(1)	-	-	-----	L,LT,R,RH,S,SK1,U
18	32365-ZS9-A01	BOX COMP., CONSENT .....	(1)	-	-	-	-	-	-----	R/B R
			-	(1)	-	-	-	-	-----	L/A,LT,R/A,RH,S/A,SK/A,SK1,U/A
			-	-	-	(1)	-	-	-----	L,LT,R,RH,S,SK1,U
19	32367-ZS9-A00	HOOK, CONSENT BOX .....	(2)	-	-	-	-	-	-----	R/B R
			-	(2)	-	-	-	-	-----	L/A,LT,R/A,RH,S/A,SK/A,SK1,U/A
			-	-	-	(2)	-	-	-----	L,LT,R,RH,S,SK1,U
20	32368-ZS9-A00	CUSHION, CONSENT BOX .....	(1)	-	-	-	-	-	-----	R/B R
			-	(1)	-	-	-	-	-----	L/A,LT,R/A,RH,S/A,SK/A,SK1,U/A
			-	-	-	(1)	-	-	-----	L,LT,R,RH,S,SK1,U
21	93500-04012-1A	SCREW, PAN, 4X12 .....	(4)	-	-	-	-	-	-----	R/B R
			-	(4)	-	-	-	-	-----	L/A,LT,R/A,RH,S/A,SK/A,SK1,U/A
			-	-	-	(4)	-	-	-----	L,LT,R,RH,S,SK1,U
22	94050-04000	NUT, FLANGE, 4MM .....	(4)	-	-	-	-	-	-----	R/B R
			-	(4)	-	-	-	-	-----	L/A,LT,R/A,RH,S/A,SK/A,SK1,U/A
			-	-	-	(4)	-	-	-----	L,LT,R,RH,S,SK1,U



Z173Y0300

Ref. (Relative ref. Number) F.R.T.  
No. L.O.N. Description

NO INFORMATION .....

3

Ref. No.	Part No.	Description	Reqd. QTY						Serial No.	Parts catalogue code
			EU 26 i	EU 26 iK1	EU 2600 i	EU 30 is	EU 30 is1	EU 3000 is		
1	06323-ZS9-B30	CONSENT KIT .....	-	-	-	-	(1)	-	----- L	
2	32331-ZT3-F30	ADAPTER, RECEPTACLE .....	-	-	-	-	(1)	-	----- L	
3	32332-ZT3-F30	CASE, ADAPTER (LB) .....	-	-	-	-	(1)	-	----- L	
4	32337-ZS9-B30	MARK, RECEPTACLE .....	-	-	-	-	(1)	-	----- L	
5	93500-04012-1H	SCREW, PAN, 4X12 .....	-	-	-	-	(2)	-	----- L	
6	94101-04800	WASHER, PLAIN, 4MM .....	-	-	-	-	(8)	-	----- L	

# PART NO. INDEX

J 1

Part Number	Address	Page	Ref.	Part Number	Address	Page	Ref.	Part Number	Address	Page	Ref.	Part Number	Address	Page	Ref.
06000				13010-ZH8-941	D6	34	1	13200-Z0T-800	D9	37	4	16028-ZE0-005	G7	80	7
				13010-ZH8-942	D6	34	1	13200-Z4M-000	D9	37	4	16044-ZE7-005	G7	80	8
06111-ZL0-D30	D13	41	1	13010-ZL0-003	D6	34	1	13200-ZE1-010	D9	37	4	16100-Z0T-E22	G7	80	9
06284-ZS9-325	G6	79	40					13200-ZE1-020	D9	37	4	16100-Z0V-D12	G8	81	9
06320-ZT3-305	E3	44	41	13010-ZL0-004	D6	34	1	13310-Z0T-D90	D9	37	5	16100-ZK8-D21	G7	80	9
	F1	58	50					13310-ZK8-D20	D9	37	5	16100-ZK8-D22	G7	80	9
	G2	75	40	13011-Z4K-004	D7	35	1	13310-ZL0-D30	D9	37	5	16100-ZK8-D23	G7	80	9
06320-ZT3-306	E3	44	41	13011-ZH8-941	D6	34	1	13310-ZL0-D31	D9	37	5	16100-ZK8-D63	G7	80	9
	F1	58	50	13011-ZH8-942	D6	34	1	13331-357-000	D9	37	6	16100-ZK8-D64	G7	80	9
06323-ZS9-A60	I8	113	24	13011-ZL0-003	D6	34	1					16100-ZK8-D65	G7	80	9
06323-ZS9-A70	I10	115	16					14000				16100-ZL0-D32	G7	80	9
06323-ZS9-B30	I11	116	1	13011-ZL0-004	D6	34	1					16100-ZL0-D33	G7	80	9
06323-ZS9-D40	I8	113	24					14100-Z4M-000	D10	38	2	16100-ZL0-D63	G7	80	9
06427-ZS9-000	H9	98	24	13012-Z4K-004	D7	35	1	14100-ZE1-812	D10	38	2		G8	81	9
06427-ZS9-A40	H9	98	26	13012-ZH8-941	D6	34	1	14100-ZL0-000	D10	38	2	16100-ZL0-D64	G7	80	9
06515-ZS9-000	H9	98	25	13012-ZH8-942	D6	34	1	14410-Z4M-000	D10	38	3		G8	81	9
06515-ZS9-A40	H9	98	27	13012-ZL0-003	D6	34	1	14410-ZE1-010	D10	38	3	16100-ZL0-D65	G8	81	9
								14431-ZE1-000	D10	38	4	16100-ZL0-D66	G8	81	9
								14441-ZE1-010	D10	38	5	16112-ZM7-D01	G9	82	30
11000				13012-ZL0-004	D6	34	1	14451-ZE1-013	D10	38	6	16124-ZE0-005	G8	81	10
								14568-ZE1-000	D10	38	7	16166-ZH8-W50	G8	81	11
11300-ZL0-D30	D5	33	1	13013-Z4K-004	D7	35	1	14711-Z4M-000	D10	38	8	16166-ZL0-D01	G8	81	11
11300-ZL0-D31	D5	33	1	13013-ZH8-941	D6	34	1	14711-ZF1-000	D10	38	8	16173-001-004	G15	88	1
11381-ZH8-801	D5	33	2	13013-ZH8-942	D6	34	1	14721-Z4M-000	D10	38	9	16176-Z2G-D51	G10	83	38
11381-ZL0-000	D5	33	2	13013-ZL0-003	D6	34	1	14721-ZF1-000	D10	38	9	16199-ZL0-D31	G9	82	31
								14731-ZL0-000	D10	38	5	16211-ZL0-D30	G8	81	12
12000				13013-ZL0-004	D6	34	1	14751-ZF1-000	D10	38	10	16211-ZL0-D31	G8	81	12
								14771-ZE1-000	D10	38	11	16212-ZH8-800	G8	81	13
12000-Z0T-418	D3	31	1	13101-Z4M-800	D8	36	2					16217-ZL0-D30	G8	81	14
12000-Z0V-Q11	D3	31	1	13101-Z4V-800	D9	37	2	14773-Z4X-000	D10	38	12	16220-ZE1-020	G11	84	2
12000-ZK8-405	D3	31	1	13101-ZH8-000	D8	36	2					16221-ZH8-801	G8	81	16
12000-ZK8-415	D3	31	1	13101-ZH8-010	D8	36	2	14773-ZE1-000	D10	38	12	16260-ZB6-000	G8	81	17
12000-ZK8-425	D3	31	1	13101-ZH8-020	D8	36	2					16269-ZE1-800	G8	81	15
12000-ZL0-405	D3	31	1	13101-ZL0-000	D8	36	2	14781-ZE1-000	D11	39	13	16617-ZL0-D30	G8	81	18
12000-ZL0-415	D3	31	1	13101-ZL0-010	D8	36	2	14791-Z4M-000	D11	39	14	16950-Z11-003	G15	88	2
12000-ZL0-D30	D3	31	1					14791-ZE1-010	D11	39	14	16950-ZS9-003	G15	88	2
12204-ZE1-306	D1	29	1	13101-ZL0-020	D9	37	2					16952-ZB4-005	G15	88	3
12205-ZE1-315	D1	29	2	13102-ZH8-000	D8	36	2	15000				16953-ZS9-000	G15	88	4
12209-Z4M-801	D10	38	1	13102-ZH8-010	D8	36	2					16958-397-771	G15	88	6
12209-ZH8-003	D10	38	1	13102-ZH8-020	D8	36	2	15510-ZE1-033	D3	31	2	16958-ZS9-000	G15	88	5
12209-ZL0-003	D10	38	1	13102-ZL0-000	D8	36	2	15510-ZE1-043	D3	31	2	16959-471-831	G15	88	7
12210-Z4M-405	D1	29	3	13102-ZL0-010	D8	36	2	15600-Z0T-810	D5	33	3	16967-GA6-671	G15	88	8
12210-ZH8-405	D1	29	3					15600-ZE1-003	D5	33	3				
12210-ZH8-415	D1	29	3	13102-ZL0-020	D9	37	2	15625-Z0T-800	D5	33	4	17000			
12210-ZL0-405	D1	29	3	13103-ZH8-000	D8	36	2	15625-ZE1-003	D5	33	4				
12210-ZL0-415	D1	29	3	13103-ZH8-010	D8	36	2	15721-ZS9-000	G11	84	1	17205-PC6-000	G10	83	36
12216-ZE5-300	D1	29	4	13103-ZH8-020	D8	36	2					17211-ZS9-A01	G11	84	3
12251-ZF1-800	D1	29	5	13103-ZL0-000	D8	36	2					17211-ZS9-A02	G11	84	3
12251-ZL0-003	D1	29	5	13103-ZL0-010	D8	36	2	16000				17216-PE2-003	H1	90	1
12310-Z4M-000	D1	29	6					16010-ZB9-005	G7	80	1	17218-ZS9-A00	G12	85	12
12310-ZE1-010	D1	29	6	13103-ZL0-020	D9	37	2	16011-ZE0-005	G7	80	2	17220-ZS9-000	G11	84	4
12310-ZE1-020	D1	29	6	13104-ZH8-000	D8	36	2	16013-Z0S-B01	G7	80	3	17220-ZS9-010	G11	84	4
12391-ZE1-000	D1	29	7	13104-ZH8-010	D8	36	2	16013-ZE0-005	G7	80	3	17222-ZS9-000	G11	84	5
				13104-ZH8-020	D8	36	2	16015-Z0V-D11	G7	80	4	17222-ZT7-000	G11	84	5
13000				13104-ZL0-000	D8	36	2	16015-ZL0-D31	G7	80	4	17223-965-003	G11	84	6
				13104-ZL0-010	D8	36	2	16016-ZE0-005	G7	80	5	17231-ZS9-000	G11	84	7
13010-Z4K-004	D7	35	1					16016-ZH7-W01	G10	83	37		G12	85	7
13010-Z4M-003	D7	35	1	13104-ZL0-020	D9	37	2	16024-ZB9-005	G7	80	6	17231-ZS9-010	G11	84	7
13010-Z4M-801	D7	35	1	13111-Z4M-000	D9	37	3	16028-Z5T-901	G7	80	7		G12	85	7
13010-Z4M-802	D7	35	1	13111-ZE1-000	D9	37	3								

4







# PART NO. INDEX

J 5

Part Number	Address	Page	Ref.	Part Number	Address	Page	Ref.	Part Number	Address	Page	Ref.	Part Number	Address	Page	Ref.	Part Number	Address	Page	Ref.
90691-ZB7-003	E12	53	24		F12	69	30		F9	65	33	95012-17001	H6	95	20	98079-55876	D2	30	20
	E16	57	34	93500-04012-1A	I6	111	9	94050-06000	F12	69	32	95701-06010-00	E3	44	39	98079-56846	D2	30	20
	F5	62	30		I8	113	26		D2	30	16		E6	47	32	98079-56855	D2	30	20
	F9	65	29		I9	114	12		G12	85	10		E8	49	31	98079-56876	D2	30	20
	F12	69	28		I10	115	21		G13	86	12		E10	51	30	98200-30500	E16	57	46
	F15	71	29	93500-04012-1H	I11	116	5		H3	92	35		E12	53	30		F5	62	39
	G1	74	30	93600-04010-1A	I9	114	13		H4	93	45		E16	57	44		F9	65	38
90851-898-000	G16	89	17	93600-04016-1G	E3	44	30	94050-08000	H6	95	19				45		F12	69	37
					E12	53	25		D2	30	15		F5	62	37		F15	71	37
91000					E16	57	36		H8	97	17				38		G2	75	39
					F15	71	31				18		F9	65	36				
					G2	75	33	94050-10000	D4	32	8				37	99000			
91001-Z4X-003	D3	31	5		G2	75	33	94101-04800	I11	116	6		F12	69	35				
91001-ZF1-003	D3	31	5	93600-04020-1G	F15	71	31	94101-05800	I6	111	13				36	99004-21003	I5	110	6
91001-ZF1-004	D3	31	5	93600-05010-0A	G16	89	19		I10	115	15		F15	71	35	99005-01000	I5	110	7
91201-Z0T-801	D4	32	6	93600-05016-0G	I7	112	18	94101-06000	H14	103	20				36	99101-ZH8-0680	G8	81	28
	D5	33	7	93893-03008-18	E3	44	31	94101-06800	E3	44	37		G2	75	37	99101-ZH8-0700	G8	81	28
91202-883-005	D4	32	6		E6	47	27		E6	47	30				38	99101-ZH8-0720	G9	82	28
	D5	33	7		E8	49	26		E8	49	29		G13	86	13	99101-ZH8-0750	G9	82	28
91353-671-004	D4	32	7		E10	51	25		E10	51	28		H3	92	37	99204-ZE0-0350	G9	82	29
91414-671-000	G6	79	25		E12	53	26		E10	51	28		H6	95	21	99204-ZE2-0450	G9	82	29
91550-SE0-003	F1	58	48	93893-04010-18	E3	44	32		E12	53	28		H9	98	21				
	F5	62	41		E16	57	37		E16	57	42		H14	103	21				
	F9	65	40		G8	81	24		F5	62	35		H9	98	22				
	F12	69	39		I6	111	10		F9	65	34	95701-06010-07	H9	98	22				
	F16	72	39	93893-05010-18	E3	44	33		F12	69	33	95701-06012-00	D4	32	9				
	G2	75	31		E16	57	38		F15	71	33		E3	44	40				
91551-898-000	G16	89	18	93893-05016-17	I6	111	11		G2	75	35		E6	47	33				
91551-Z03-000	H14	103	16	93893-05016-18	E3	44	34	94103-06000	G8	81	25		E8	49	32				
91551-ZL8-H21	G6	79	36		E16	57	39		G14	87	17		E10	51	31				
91551-ZS9-A01	G6	79	26	93893-05020-18	E3	44	34		H16	105	5		E12	53	31				
91552-Z03-000	H14	103	17		E16	57	39	94103-06200	H3	92	36		E16	57	45				
91552-ZS9-A01	G6	79	27	93903-25280	H3	92	34	94103-12000	H8	97	19		F5	62	38				
91553-ZS9-A01	G6	79	28					94111-05800	I7	112	19		F9	65	37				
91555-ZS9-A01	G6	79	29	94000				94111-06800	E3	44	38		F12	69	36				
91556-ZS9-A01	G6	79	30						E6	47	31		F15	71	36				
									E8	49	30		G2	75	38				
									E10	51	29		H3	92	38				
									E12	53	29	95701-06016-00	G12	85	11				
91558-ZS9-A01	G6	79	32						E16	57	43	95701-06016-07	H10	99	38				
91565-SH3-003	E16	57	35	94001-06390-0S	E3	44	35		F5	62	36	95701-06018-00	D2	30	18				
	F5	62	31		E6	47	28		F9	65	35	95701-06020-00	H14	103	22				
	F9	65	30		E8	49	27		F12	69	34	95701-06022-00	G16	89	21				
	F12	69	29		E10	51	26		F15	71	34	95701-06025-00	H16	105	8				
	F15	71	30		E12	53	27		G2	75	36	95701-06030-00	G13	86	14				
	G2	75	32		E16	57	40		H8	97	20	95701-08014-00	H9	98	23				
91651-ZS9-000	H16	105	4		F5	62	33	94201-40200	D5	33	8	95701-08020-00	G13	86	15				
					F9	65	32	94301-08140	D2	30	17		H6	95	22				
92000					F12	69	31	94301-10160	G8	81	26	95701-08032-00	D5	33	9				
					F15	71	32	94305-20182	G8	81	27	95701-08060-00	D2	30	19				
92101-05010-0A	H10	99	36		G2	75	34	94540-05018	G8	81	27	95723-08060-00	D2	30	19				
92301-05008-0A	G13	86	11	94050-04000	I6	111	12												
92301-06016-0B	H3	92	33		I8	113	27	95000											
					I9	114	14					96000							
93000					I10	115	22	95002-02080	G16	89	20								
												96100-62050-00	D5	33	10				
93500-04010-1H	E6	47	26	94050-04080	E3	44	36												
	E8	49	25		E6	47	29	95002-35000	G9	82	34								
	E10	51	24		E8	49	28	95002-50000	G16	89	22	98000							
	F5	62	32		E10	51	27	95003-05020-31	G9	82	35								
	F9	65	31		E16	57	41	95003-07010-31	G9	82	32	98079-55846	D2	30	20				
					F5	62	34	95003-07011-31	G9	82	33	98079-55855	D2	30	20				



# PART NAME INDEX

**K 1**

Part name	Address	Page	Ref.	Part name	Address	Page	Ref.	Part name	Address	Page	Ref.
[ A ]				BOLT, FLANGE, 6X12 .....	D4	32	9	BOLT, RECESSED, 6X16.....	H3	92	33
ADAPTER, RECEPTACLE .....	I11	116	2		E2	43	24	BOLT, STUD.....	H2	91	26
ARM, VALVE ROCKER .....	D10	38	4		E3	44	40				27
ARRESTER, SPARK .....	G13	86	5		E5	46	20	BOLT, STUD, 6X112.....	D2	30	12
[ B ]					E6	47	33	BOLT, STUD, 6X115.....	D2	30	12
BAND F, BATTERY .....	H6	95	20		E7	48	19	BOLT, STUD, 8X65.....	D2	30	13
BAND, WIRE, 95MM .....	E4	45	50		E8	49	32	BOX ASSY., CONSENT.....	I6	111	2
	E10	51	32		E10	51	18		I7	112	21
	F2	59	59				31		I8	113	21
	F10	66	42		E11	52	19		I9	114	3
	F12	69	41		E12	53	31		I10	115	17
	F16	72	44		E16	57	29	BOX COMP., CONSENT.....	I8	113	22
	G2	75	42				45		I10	115	18
	H14	103	18		F5	62	25	BOX KIT, CONSENT.....	I8	113	24
BARREL ASSY., CYLINDER .....	D3	31	1				38		I10	115	16
BAR A, HANDLE .....	I5	110	7		F9	65	24	BRACKET, FAN COVER.....	H12	101	5
BATTERY .....	H7	96	1				37	BRACKET, IGNITION COIL.....	H11	100	2
	H10	99	30		F12	69	23	BRACKET, THROTTLE MOTOR.....	G8	81	22
BEARING, RADIAL BALL .....	D3	31	5				36	BUSHING, CABLE.....	I6	111	4
BEARING, RADIAL BALL, 6205 ...	D5	33	10		F15	71	24	[ C ]			
BOLT, AIR CLEANER COVER .....	H5	94	18		G1	74	24	CABLE COMP., CHOKE.....	E1	42	1
BOLT, BATTERY TERMINAL .....	H8	97	12		G2	75	38		E5	46	1
	H10	99	32		G3	76	12		E7	48	1
BOLT, CENTER, 8MM .....	G4	77	4		H2	91	25		E9	50	1
BOLT, CONNECTING ROD .....	D9	37	7		H3	92	38		E11	52	1
BOLT, CONNECTING ROD, 6X34.5 .	D9	37	7	BOLT, FLANGE, 6X16 .....	H13	102	13		E13	54	1
BOLT, DRAIN PLUG .....	D3	31	3		G12	85	9		F3	60	1
	D5	33	5				11		F7	64	1
BOLT, FLANGE SOCKET, 6X57 ....	H14	103	14	BOLT, FLANGE, 6X18 .....	H10	99	38		F10	67	1
BOLT, FLANGE SOCKET, 6X61 ....	H13	102	14	BOLT, FLANGE, 6X20 .....	D2	30	18		F13	70	1
	H14	103	14		H11	100	6		F16	73	1
BOLT, FLANGE, 6X10 .....	E3	44	39		H14	103	22	CABLE, BUSHING.....	I9	114	6
	E6	47	32	BOLT, FLANGE, 6X22 .....	G16	89	21	CAMSHAFT ASSY.....	D10	38	2
	E8	49	31	BOLT, FLANGE, 6X23 .....	G6	79	20	CAM, DRIVE.....	G6	79	17
	E10	51	30	BOLT, FLANGE, 6X25 .....	H16	105	8				39
	E12	53	30	BOLT, FLANGE, 6X30 .....	G13	86	14	CAP ASSY., NOISE SUPPRESSOR...	H11	100	4
	E16	57	44	BOLT, FLANGE, 6X32 .....	H11	100	5	CAP ASSY., OIL FILLER.....	D5	33	3
			45	BOLT, FLANGE, 8X14 .....	H9	98	23	CAP COMP., FUEL FILLER.....	G15	88	10
	F5	62	37	BOLT, FLANGE, 8X20 .....	G13	86	15	CAP, FUEL METER.....	H3	92	39
			38		H6	95	22	CARBURETOR ASSY.....	G7	80	9
	F9	65	36	BOLT, FLANGE, 8X32 .....	D5	33	9		G8	81	9
			37	BOLT, FLANGE, 8X60 .....	D2	30	19	CASE COMP., AIR CLEANER.....	G11	84	4
	F12	69	35	BOLT, HEX., 5X10 .....	H10	99	36	CASE COMP., RECOIL STARTER....	G3	76	2
			36	BOLT, HEX., 6X28 .....	E2	43	23	CASE, ADAPTER.....	I11	116	3
	F15	71	35		E5	46	19	CASE, RECOIL GRIP.....	H1	90	4
			36		E7	48	18		H4	93	43
	G2	75	37		E10	51	17	CASE, RECOIL STARTER.....	G4	77	3
			38		E11	52	18		G6	79	37
	G13	86	13		E16	57	28	CHAMBER SET, FLOAT.....	G7	80	4
	H3	92	37		F5	62	24	CHOKE SET.....	G7	80	8
	H6	95	21		F9	65	23	CLAMP, TUBE, 7.5X2 .....	G10	83	36
	H9	98	21		F12	69	22	CLIP, COUPLER HOLDER.....	E16	57	35
			22		F15	71	23		F5	62	31
	H14	103	21	BOLT, MAINTENANCE LID LOCK ....	G1	74	23		F9	65	30
BOLT, FLANGE, 6X112 .....	H13	102	12		H2	91	28		F12	69	29
BOLT, FLANGE, 6X12 .....	D2	30	14	BOLT, PIVOT, 8MM .....	D11	39	15		F15	71	30
				BOLT, RECESSED, 5X8 .....	G13	86	11		G2	75	32

# PART NAME INDEX

K 2

Part name	Address	Page	Ref.	Part name	Address	Page	Ref.	Part name	Address	Page	Ref.
CLIP, HARNESS .....	E3	44	29	CONSENT COMP., D.C. ....	F7	64	6	[ F ]			
	E6	47	25		F10	67	6	FAN, COOLING.....	H12	101	1
	E8	49	24		F13	70	7	FILTER ASSY., NOISE.....	E2	43	21
	E10	51	23	CONSENT KIT .....	F16	73	8		E16	57	23
	E12	53	24		I11	116	1				22
	E16	57	34	CORD ASSY., CHARGE .....	I5	110	4	FILTER COMP., FUEL.....	G15	88	13
	F5	62	30	CORD ASSY., SUB .....	H16	105	3		G16	89	13
	F9	65	29	CORRUGATED TUBE, 7X75.....	H11	100	3	FILTER, CUP.....	G15	88	7
	F12	69	28	COVER ASSY., MAIN.....	H3	92	41	FILTER, FUEL.....	G15	88	13
	F15	71	29	COVER COMP., CIRCUIT PROTECTOR	E4	45	45		G16	89	13
	G1	74	30		F1	58	54	FILTER, OUTER.....	G12	85	12
CLIP, INSULATOR BIND .....	G13	86	10	COVER COMP., CRANKCASE .....	D5	33	1	FILTER, SUB NOISE.....	E4	45	46
CLIP, PISTON PIN, 18MM .....	D9	37	8	COVER COMP., FR. ....	H2	91	12		F2	59	55
CLIP, TUBE .....	G9	82	34	COVER COMP., HEAD.....	D1	29	6	FLOAT SET.....	F16	72	41
	G16	89	20	COVER COMP., MAIN.....	H1	90	3		G7	80	3
			22		H4	93	42	FRAME ASSY., FR.....	H5	94	8
CLIP, VALVE GUIDE .....	D1	29	4	COVER COMP., MAINTENANCE .....	H1	90	7	FRAME COMP., FR.....	H5	94	9
CLIP, WIRE HARNESS .....	F1	58	48	COVER COMP., RR. ....	H2	91	11	FRAME COMP., RR. UNDER.....	H5	94	13
	F5	62	41	COVER COMP., UNDER.....	H8	97	7	FRAME COMP., RR. UPPER.....	H5	94	12
	F9	65	40	COVER, AIR CLEANER .....	G11	84	7	FUSE, BLADE.....	E16	57	46
	F12	69	39		G12	85	7		F5	62	39
	F16	72	39	COVER, BATTERY TERMINAL .....	E15	56	19		F9	65	38
	G2	75	31		F4	61	16		F12	69	37
CLIP, WIRE HARNESS, 25MM .....	E3	44	28		F8	65	16		F15	71	37
	E5	46	24		F11	68	15		G2	75	39
	E8	49	23		F14	71	16				
	E10	51	22		G1	74	17				
	E12	53	23	COVER, FAN .....	H12	101	2	[ G ]			
	E16	57	33	COVER, GEAR .....	G4	77	2	GASKET KIT.....	D13	41	1
	F5	62	29	COVER, MOTOR .....	G6	79	18	GASKET SET.....	G7	80	1
	F9	65	28	COVER, OIL CHECK .....	H2	91	20	GASKET, CYLINDER HEAD.....	D1	29	5
	F12	69	27	COVER, PLUG CHECK.....	H5	94	7	GASKET, EX. PIPE.....	G13	86	4
	F15	71	28	COVER, SOCKET .....	E4	45	49	GASKET, MUFFLER.....	D1	29	9
	G1	74	29		F2	59	58	GEAR.....	G5	78	13
COCK ASSY., FUEL .....	G15	88	2	CRANKSHAFT COMP. ....	D9	37	5				14
COIL ASSY., IGNITION .....	H11	100	1	CUP, FUEL STRAINER .....	G15	88	8				15
COLLAR .....	G12	85	14	CUSHION, CONSENT BOX .....	I8	113	23	GENERATOR ASSY.....	H12	101	9
COLLAR, 1.8X51.4 .....	G6	79	26		I10	115	20	GRIP, STARTER.....	G3	76	9
COLLAR, 2.15X9.4 .....	G6	79	27	CUSHION, C.D.I. UNIT .....	F1	58	49		G4	77	9
COLLAR, AIR CLEANER .....	G12	85	13		F5	62	42	GROMMET.....	G6	79	19
	H1	90	1		F10	66	41	GROMMET, FUEL TUBE.....	H5	94	1
COLLAR, IGNITION COIL .....	G13	86	9		F12	69	40	GUIDE, EX. VALVE.....	D1	29	2
COLLAR, IN. JOINT .....	H15	104	1		F16	72	40	GUIDE, IN. VALVE.....	D1	29	1
COLLAR, MAINTENANCE LID LOCK ..	H2	91	32		F16	73	2	GUIDE, RATCHET.....	G3	76	5
COLLAR, RECOIL STARTER .....	G6	79	24	[ D ]					G4	77	8
COLLAR, STATOR .....	H14	103	16	DAMPER .....	G5	78	16	GUIDE, ROPE.....	G6	79	38
			17		G6	79	34				
COLLAR, TANK CUSHION .....	G16	89	18	DOWEL PIN, 10X16.....	D2	30	17	[ H ]			
CONSENT .....	E9	50	13	DOWEL PIN, 8X14 .....	D5	33	8	HARNESS ASSY., CONSENT WIRE...	I6	111	6
	F4	61	13					HARNESS ASSY., CONTROL WIRE...	E2	43	12
	F11	68	13	[ E ]					E5	46	9
CONSENT ASSY. ....	I9	114	2	ELEMENT, AIR CLEANER .....	G11	84	3				10
CONSENT COMP., D.C. ....	E1	42	8	EMBLEM .....	I1	106	2				11
	E5	46	6	E-RING, 5MM .....	G8	81	27				10
	E7	48	6								11
	E9	50	6								10
	E11	52	7								11
	E13	54	8								10
	F3	60	6								10



# PART NAME INDEX

**K 3**

Part name	Address	Page	Ref.	Part name	Address	Page	Ref.	Part name	Address	Page	Ref.
HARNESS ASSY., CONTROL WIRE ..	E9	50	11	INSULATOR A, HEAT PROTECTOR ...	H5	94	17	MARK, CONTROL PANEL .....	E9	50	3
	E11	52	11	INSULATOR A, MAINTENANCE COVER	H2	91	21		E11	52	3
		12		INSULATOR A, MAIN COVER .....	H2	91	22		E13	54	3
	E14	55	13	INSULATOR A, RR. FRAME .....	H5	94	14		F3	60	3
		14		INSULATOR B, FR. COVER .....	H2	91	17		F7	64	3
	F3	60	10	INSULATOR B, FR. FRAME .....	H5	94	11		F10	67	3
				INSULATOR B, MAIN COVER .....	H2	91	23		F13	70	3
	F8	65	11	INSULATOR B, RR. FRAME .....	H5	94	15		F16	73	4
		12		INSULATOR C, FR. COVER .....	H2	91	18	MARK, EARTH .....	I2	107	7
	F10	67	11	INSULATOR C, MAINTENANCE COVER	H2	91	24	MARK, EMBLEM .....	I1	106	2
	F11	68	11	INSULATOR C, RR. FRAME .....	H5	94	16	MARK, EX. CAUTION .....	I2	107	8
		12		INSULATOR, CARBURETOR .....	G8	81	12		I3	108	17
	F13	70	12	INSULATOR, L. FR. COVER .....	H2	91	15	MARK, FUEL INDICATION .....	I3	108	10
		13		INSULATOR, MUFFLER PROTECTOR ..	G13	86	6	MARK, FUSE .....	E16	57	27
	F14	71	13	INSULATOR, R. FR. COVER .....	H2	91	14		F5	62	23
	F16	73	13	INVERTER UNIT .....	H15	104	2		F9	65	22
		14			H16	105	2		F12	69	21
	H16	105	3	INVERTER UNIT ASSY. ....	H15	104	2		F15	71	22
HARNESS ASSY., ENGINE WIRE ...	E2	43	10		H16	105	2		G1	74	22
	E5	46	8					MARK, GRAND .....	I2	107	7
	E7	48	8	[ J ]				MARK, HONDA .....	I2	107	6
	E9	50	8						I4	109	21
	E11	52	9	JET SET, PILOT, #35 .....	G9	82	29	MARK, OIL CAUTION .....	I3	108	11
	E14	55	11	JET SET, PILOT, #45 .....	G9	82	29	MARK, OIL CHECK .....	I2	107	9
	F3	60	9	JET, MAIN, #68 .....	G8	81	28	MARK, RECEPTACLE .....	I11	116	4
	F8	65	9	JET, MAIN, #70 .....	G8	81	28	MARK, RECYCLE .....	I3	108	18
	F10	67	9	JET, MAIN, #72 .....	G9	82	28		I4	109	19
	F13	70	10	JET, MAIN, #75 .....	G9	82	28	MARK, SPEC .....	I2	107	5
	F16	73	11	JOINT, AIR VENT TUBE .....	G9	82	30	MARK, SPECIFICATION .....	I1	106	3
HARNESS ASSY., L. CONSENT WIRE	I9	114	8						I2	107	3
HARNESS ASSY., MAIN WIRE .....	E9	50	11	[ K ]				METER ASSY., FUEL .....	G15	88	11
	F8	65	12					MOTOR COMP., THROTTLE CONTROL	G8	81	21
	F11	68	12	KEY COMP. ....	E16	57	21	MOTOR SET, STARTER .....	G5	78	11
	F14	71	13		F4	61	18	MUFFLER COMP. ....	G13	86	1
	F16	73	13		F8	65	18				
HARNESS ASSY., R. CONSENT WIRE	I9	114	7		F11	68	17	[ N ]			
HEAD COMP., CYLINDER .....	D1	29	3		F14	71	18	NOZZLE, MAIN .....	G8	81	11
HINGE, MAINTENANCE COVER .....	H2	91	8		G1	74	19	NUT, BATTERY TERMINAL .....	H8	97	14
HOLDER, CABLE .....	G8	81	18	KEY, SPECIAL WOODRUFF, 25X18 ..	D9	37	6		H10	99	33
HOOK .....	I6	111	3					NUT, CAP, 6MM .....	H8	97	13
	I9	114	5	[ L ]				NUT, FLANGE, 10MM .....	D4	32	8
HOOK, CONSENT BOX .....	I8	113	25					NUT, FLANGE, 4MM .....	E3	44	36
	I10	115	19	LABEL, E-SPEC .....	I3	108	13		E6	47	29
[ I ]				LABEL, NOISE LEVEL .....	I3	108	14		E8	49	28
IGNITION UNIT .....	E1	42	2	LABEL, OPERATOR WARNING .....	I2	107	4		E10	51	27
	E5	46	2						E16	57	41
	E7	48	2	LABEL, WARNING .....	I2	107	5		F5	62	34
	E9	50	2	LEVER, FUEL COCK .....	G15	88	4		F9	65	33
	E11	52	2	LEVER, LINK .....	G8	81	19		F12	69	32
	E13	54	2	LIFTER, VALVE .....	D10	38	5		I6	111	12
	F3	60	2	[ M ]					I8	113	27
	F7	64	2						I9	114	14
	F10	67	2	MARK, CAUTION .....	I3	108	16		I10	115	22
	F13	70	2		I4	109	20	NUT, FLANGE, 6MM .....	D2	30	16
	F16	73	3	MARK, CAUTION VOLTAGE .....	I3	108	12		G12	85	10
INSULATOR A, FR. COVER .....	H2	91	16	MARK, CONTROL PANEL .....	E1	42	3		G13	86	12
INSULATOR A, FR. FRAME .....	H5	94	10		E5	46	3		H3	92	35
					E7	48	3		H4	93	45

# PART NAME INDEX

K 4

Part name	Address	Page	Ref.	Part name	Address	Page	Ref.	Part name	Address	Page	Ref.
NUT, FLANGE, 6MM .....	H6	95	19	PANEL COMP., CONTROL .....	E1	42	4	RECEPTACLE .....	E5	46	13
NUT, FLANGE, 8MM .....	D2	30	15		E5	46	4		E7	48	13
	H8	97	17		E7	48	4		E14	55	15
			18		E9	50	4		E15	56	15
NUT, HEX., 5MM .....	H10	99	37		E11	52	4		F4	61	13
	I7	112	20		E13	54	4		F8	65	13
NUT, HEX., 6MM .....	E3	44	35		F3	60	4		G1	74	15
	E6	47	28		F6	63	43		I6	111	1
	E8	49	27		F7	64	4		I7	112	16
	E10	51	26	PIN, PISTON .....	F10	67	4	RECEPTACLE SET .....	E3	44	41
	E12	53	27		F13	70	4		F1	58	50
	E16	57	40		F16	73	5		G2	75	40
	F5	62	33	PIN, SPLIT, 4.0X20 .....	D9	37	3	RECTIFIER ASSY. ....	E1	42	9
	F9	65	32		H8	97	20		E2	43	9
	F12	69	31	PIN, SPRING, 2X18 .....	D1	29	8		E5	46	7
	F15	71	32	PIPE COMP., EX. TAIL .....	D8	36	2		E7	48	7
	G2	75	34	PIPE COMP., HANDLE .....	D9	37	2		E9	50	7
NUT, OPEN STAY, 6MM .....	H2	91	29	PIPE, EX. ....	D10	38	6		E11	52	8
NUT, PIVOT ADJUSTING .....	D11	39	16	PISTON .....	E1	42	6		E13	54	6
NUT, SPECIAL, 14MM .....	H14	103	15		E13	54	6		E14	55	9
[ O ]				PIVOT, ROCKER ARM .....	E1	42	6		F3	60	7
OIL SEAL, 25X41X6 .....	D4	32	6	PLATE SET, CONSENT .....	E13	54	6		F7	64	7
	D5	33	7		E16	73	6		F10	67	7
O-RING, 14MM .....	D4	32	7	PLATE, CONSENT .....	I6	111	15		F13	70	8
O-RING, 9.0X1.3 .....	G15	88	6		I7	112	15		F16	73	9
[ P ]					I9	114	4	RECTIFIER COMP., REGULATOR ....	E14	55	10
PACKING .....	E2	43	17	PLATE, CONSENT SETTING .....	E1	42	5		F3	60	8
	E15	56	17		E11	52	5		F7	64	8
	I6	111	5		E13	54	5		F10	67	8
			14	PLATE, FR. UNDER .....	F13	70	5		F13	70	9
	I7	112	17	PLATE, MAINTENANCE LID LOCK ...	F16	73	6		F16	73	10
PACKING, AIR CLEANER .....	G8	81	15	PLATE, PUSH ROD GUIDE .....	H8	97	8	REEL, RECOIL STARTER .....	G3	76	3
PACKING, CARBURETOR .....	G8	81	16	PLATE, RR. UNDER .....	H2	91	10		G4	77	5
PACKING, CASE COVER .....	D5	33	2	PLATE, RR. UNDER .....	D11	39	14	RELAY ASSY., POWER .....	E16	57	47
PACKING, FUEL FILLER CAP .....	G15	88	12	PLUG ASSY. ....	H8	97	9		F5	62	40
PACKING, FUEL STRAINER CUP .....	G15	88	1		I5	110	1		F9	65	39
PACKING, HEAD COVER .....	D1	29	7	PLUG ASSY., CONSENT .....	I5	110	2		F12	69	38
PACKING, INSULATOR .....	G8	81	13		I9	114	1		F15	71	38
PACKING, OIL FILLER CAP .....	D5	33	4	PLUG, SPARK .....	I5	110	2		G1	74	21
PACKING, RECEPTACLE .....	E2	43	17	PROTECTOR, CIRCUIT .....	D2	30	20	RELAY COMP., STARTER .....	E16	57	25
	E3	44	42		E3	44	44		F5	62	21
	E15	56	17		E4	45	44		F8	65	20
	F1	58	51	PROTECTOR, LOWER MUFFLER .....	E5	46	18		F12	69	19
	G2	75	41	PROTECTOR, UPPER MUFFLER .....	F1	58	53		F14	71	20
PANEL ASSY., CONTROL .....	E2	43	18	PULLEY, RECOIL STARTER .....	F4	61	20	RETAINER, 6MM .....	E3	44	26
	E5	46	15	PULLEY, STARTER MOTOR & RECOIL	F6	63	45		E5	46	22
	E7	48	15	STARTER	G13	86	3		E8	49	21
	E9	50	14		G13	86	2		E10	51	20
	E11	52	15		H12	101	7		E12	53	21
	E15	56	18		H12	101	8		E16	57	31
	F4	61	15	[ R ]					F5	62	27
	F8	65	15	RATCHET, STARTER .....	G3	76	4		F9	65	26
	F11	68	14	RECEPTACLE .....	E2	43	15		F12	69	25
	F14	71	15						F15	71	26
	G1	74	16						G1	74	26

# PART NAME INDEX

K 5

Part name	Address	Page	Ref.	Part name	Address	Page	Ref.	Part name	Address	Page	Ref.
RETAINER, EX. VALVE SPRING ...	D10	38	12	SCREW, FLAT, 5X10 .....	G16	89	19	SOCKET, COMPOSITE .....	F10	67	10
	D11	39	12	SCREW, FLAT, 5X16 .....	I7	112	18		F13	70	11
RETAINER, IN. VALVE SPRING ...	D10	38	11	SCREW, PAN, 4X10 .....	E6	47	26		F16	73	12
	D11	39	17		E8	49	25	SPACER COMP., CARBURETOR .....	G11	84	2
RING SET, PISTON .....	D6	34	1		E10	51	24	SPRING, AIR CLEANER CASE LID..	G11	84	6
	D7	35	1		F5	62	32	SPRING, COMPRESSION COIL .....	G8	81	20
ROD ASSY., CONNECTING .....	D9	37	4		F9	65	31	SPRING, FRICTION .....	G3	76	6
ROD COMP., PUSH .....	D10	38	3		F12	69	30		G4	77	6
ROD, PUSH .....	D10	38	3	SCREW, PAN, 4X12 .....	I6	111	9	SPRING, RECOIL STARTER .....	G3	76	7
ROPE, RECOIL STARTER .....	G3	76	10		I8	113	26		G4	77	7
	G4	77	10		I9	114	12	SPRING, RETURN .....	G3	76	8
ROTATOR, VALVE .....	D11	39	13		I10	115	21	SPRING, VALVE .....	D10	38	10
ROTOR COMP. ....	H13	102	11		I11	116	5	SPRING, WEIGHT RETURN .....	D10	38	7
RUBBER, BATTERY .....	H10	99	31	SCREW, PAN, 4X19 .....	G16	89	15	STAND .....	H7	96	5
RUBBER, BOTTOM .....	H8	97	6	SCREW, PAN, 5X12 .....	I6	111	7		H8	97	5
RUBBER, INVERTER UNIT .....	H16	105	4		I9	114	10		H10	99	28
RUBBER, L. BOTTOM .....	H8	97	11	SCREW, PAN, 5X13 .....	E2	43	25	STAND KIT .....	H9	98	25
RUBBER, OIL CHECK HOLE .....	H2	91	19		E5	46	21				27
RUBBER, PROTECTOR .....	H6	95	23		E7	48	20	STARTER ASSY., RECOIL .....	G3	76	1
RUBBER, R. BOTTOM .....	H8	97	10		E10	51	19	STARTER ASSY., STARTER MOTOR &			
RUBBER, STAND STOPPER .....	H7	96	4		E11	52	20	RECOIL	G4	77	1
RUBBER, TANK CUSHION .....	G16	89	17		E16	57	30	STARTER KIT, SELF .....	G6	79	40
					F5	62	26	STATOR ASSY. ....	H12	101	10
					F9	65	25		H13	102	10
[ S ]					F12	69	24	STAY COMP., CHOKE .....	G8	81	17
SCREEN SET, FUEL STRAINER ....	G15	88	3		F15	71	25	STAY COMP., TANK .....	H5	94	2
SCREEN, FUEL STRAINER .....	G10	83	38		G1	74	25				3
SCREW-WASHER, 3X8 .....	E3	44	31	SCREW, SETTING .....	G3	76	11	STAY, AIR CLEANER .....	G11	84	5
	E6	47	27	SCREW, SPECIAL, 6X16 .....	H5	94	18	STOPPER ASSY., WHEEL .....	H10	99	34
	E8	49	26		H6	95	18	STOPPER, WHEEL .....	H10	99	35
	E10	51	25	SCREW, TAPPING, 5X12 .....	H3	92	34	STRAP, CABLE, 118MM .....	H14	103	19
	E12	53	26	SCREW, THROTTLE STOP .....	G8	81	10	SUB CORD ASSY. ....	E2	43	14
	G8	81	23	SEAL A, FR. COVER .....	H2	91	13		E3	44	43
SCREW-WASHER, 4X10 .....	E3	44	32	SEAL COMP., FAN COVER .....	H12	101	3		E5	46	11
	E16	57	37	SEAL, AIR CLEANER COVER .....	G12	85	8				12
	G8	81	24	SEAL, CARBURETOR INSULATOR ...	G8	81	14		E7	48	12
	I6	111	10	SEAL, COCK LEVER .....	G15	88	5		E9	50	12
SCREW-WASHER, 4X16 .....	G6	79	35	SEAL, FAN COVER .....	H12	101	4		E11	52	13
SCREW-WASHER, 5X10 .....	E3	44	33	SEAL, FUEL FILLER NECK .....	H1	90	2		F1	58	52
	E16	57	38	SEAL, MAINTENANCE COVER .....	H2	91	9		F3	60	12
SCREW-WASHER, 5X16 .....	E3	44	34	SEAL, MAINTENANCE COVER PLUG ..	H5	94	6		F6	63	44
	E16	57	39	SEAL, MAIN COVER .....	H1	90	5	SUPPORTER, FILTER .....	E4	45	47
	I6	111	11				6		F2	59	56
SCREW-WASHER, 5X20 .....	E3	44	34		H4	93	44		F16	72	42
	E16	57	39	SEAL, METER CAP .....	H3	92	40	SUSPENSION, STARTER RELAY .....	E16	57	26
SCREW SET .....	G7	80	7	SEAL, VALVE STEM .....	D10	38	1		F5	62	22
SCREW SET, DRAIN .....	G7	80	6	SHAFT COMP., WHEEL .....	H7	96	2		F9	65	21
SCREW SET, PILOT .....	G7	80	5	SHAFT, GEAR .....	G5	78	12		F12	69	20
	G10	83	37	SHROUD COMP. ....	D1	29	10		F14	71	21
SCREW, 3X8 .....	G6	79	21	SHROUD, LOWER .....	H12	101	6	SWITCH ASSY., COMBINATION .....	E15	56	20
SCREW, 4X16 .....	G6	79	22	SHROUD, UPPER .....	D2	30	11		E16	57	20
SCREW, CAP, 3X8 .....	G6	79	21	SOCKET .....	E11	52	14		F4	61	17
SCREW, FLAT, 4X10 .....	I9	114	13		F14	71	14		F8	65	17
SCREW, FLAT, 4X16 .....	E3	44	30	SOCKET, COMPOSITE .....	E2	43	11		F11	68	16
	E12	53	25		E7	48	9		F14	71	17
	E16	57	36		E9	50	9		G1	74	18
	F15	71	31		E11	52	10	SWITCH ASSY., ENGINE .....	E2	43	19
	G2	75	33		E14	55	12		E5	46	16
SCREW, FLAT, 4X20 .....	F15	71	31		F8	65	10		E7	48	16

# PART NAME INDEX

K 6

Part name	Address	Page	Ref.	Part name	Address	Page	Ref.	Part name	Address	Page	Ref.
SWITCH ASSY., ENGINE .....	E9	50	15	[ V ]				WHEEL COMP. ....	H7	96	3
	E10	51	15					WHEEL KIT .....	H9	98	24
	E11	52	16	VALVE SET, FLOAT .....	G7	80	2				26
SWITCH ASSY., ENGINE STOP ....	E2	43	19	VALVE, EX. ....	D10	38	9	WRENCH, BOX .....	I5	110	6
	E7	48	16	VALVE, IN. ....	D10	38	8				
	E10	51	15	[ W ]							
	E11	52	16								
SWITCH ASSY., OIL LEVEL .....	D3	31	2	WASHER A, 4MM .....	G6	79	29				
SWITCH COMP., AUTO-THROTTLE ..	E2	43	20	WASHER B .....	G6	79	28				
	E5	46	17	WASHER C, 11MM .....	G6	79	23				
	E7	48	17	WASHER, 3.4MM .....	G6	79	32				
	E10	51	16	WASHER, 8MM .....	G6	79	36				
	E11	52	17	WASHER, BLACK, 20MM .....	G6	79	25				
	E16	57	22	WASHER, DRAIN PLUG, 10.2MM .....	D3	31	4				
	F4	61	19		D5	33	6				
	F8	65	19	WASHER, LOCK, 6MM .....	G13	86	8				
	F11	68	18		H2	91	30				
	F12	69	18		H8	97	15				
	F14	71	19	WASHER, PLAIN, 12MM .....	H8	97	19				
	G1	74	20	WASHER, PLAIN, 4MM .....	I11	116	6				
[ T ]				WASHER, PLAIN, 5MM .....	I6	111	13				
					I10	115	15				
TANK COMP., FUEL .....	G15	88	9	WASHER, PLAIN, 6MM .....	E3	44	37				
TERMINAL SET, EARTH .....	E1	42	7		E6	47	30				
	E5	46	5		E8	49	29				
	E7	48	5		E10	51	28				
	E9	50	5		E12	53	28				
	E11	52	6		E16	57	42				
	E13	54	7		F5	62	35				
	F3	60	5		F9	65	34				
	F7	64	5		F12	69	33				
	F10	67	5		F15	71	33				
	F13	70	6		G2	75	35				
	F16	73	7		G8	81	25				
TIE, CABLE .....	E3	44	27		G14	87	17				
	E4	45	48		H3	92	36				
	E5	46	23		H14	103	20				
	E8	49	22		H16	105	5				
	E10	51	21	WASHER, SPRING, 4MM .....	G6	79	30				
	E12	53	22				31				
	E16	57	32				33				
	F2	59	57	WASHER, SPRING, 5MM .....	I7	112	19				
	F5	62	28	WASHER, SPRING, 6MM .....	E3	44	38				
	F6	63	47		E6	47	31				
	F9	65	27		E8	49	30				
	F12	69	26		E10	51	29				
	F15	71	27		E12	53	29				
	F16	72	43		E16	57	43				
	G1	74	27		F5	62	36				
			28		F9	65	35				
	I6	111	8		F12	69	34				
	I9	114	11		F15	71	34				
TUBE, AIR VENT .....	G9	82	31		G2	75	36				
TUBE, BREATHER .....	G11	84	1	WASHER, TANK CUSHION .....	G16	89	16				
TUBE, FUEL TANK .....	G16	89	14	WASHER, TOOTHED LOCK .....	H8	97	16				
TUBE, VINYL, 3.5X6.5X200 .....	G9	82	35		H10	99	29				
TUBE, VINYL, 4X7X100 .....	G9	82	32	WASHER, WAVE, 12MM .....	H2	91	31				
TUBE, VINYL, 4X7X110 .....	G9	82	33	WASHER, WHEEL, 6MM .....	G14	87	16				

5

---

**1**

**FOREWORD INDEX**

---

**2**

**ENGINE GROUP**

---

**3**

**FRAME GROUP**

---

**4**

**PART NUMBER INDEX**

---

**5**

**PART NAME INDEX**

---

**HONDA**  
The Power of Dreams



# PARTS CATALOGUE NEWS

Honda Motor Co., Ltd.  
Customer Service Technology Development Division

Printed in Japan

CODE NO.	BOOKLET TYPE	13ZT70E4
	MICRO- FICHE	13ZT70EC/FC/GC
PARTS CATALOGUE NEWS		EU26i EU26iK1 EU2600i EU30is EU30is1 EU3000is
NEWS NO.		001

## EU30is1-GW1 TYPE sales parts information

NOTE: This Parts Catalogue News explains only the parts of the different model that are produced to conform to addition of the EU30is1-GW1 type.

As for the parts not listed on this Parts Catalogue News, use the parts of the EU30is1 -GW type.

### • Models, parts catalogue codes and applicable serial numbers

Model	Type		Parts catalogue type	Engine		Applicable engine serial No.	Applicable frame serial No.	Applicable carburetor identification No.
				Model	Type			
EU30is1	GW	Base type	GW	GX200T 2	ED1	GCBUT-1000001~	EZGF-1500001~	BEA0D A
	GW1	Additional type	GW1					

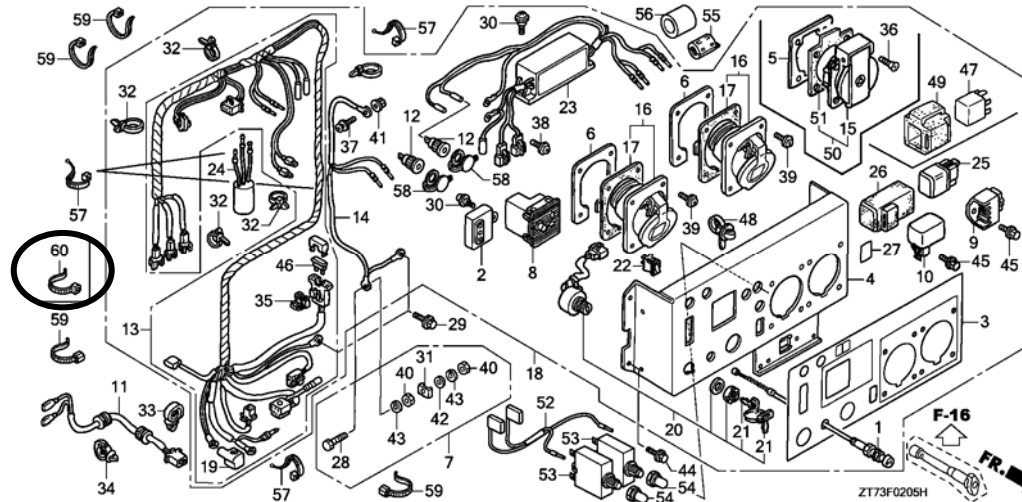
• Features of each type		Base type	Additional type
Specifications		Model	EU30is
		Type	
		GW	GW1
Voltage	120 V		
	220 V		
	230 V	●	●
	240 V		
Frequency	50Hz	●	●
	60Hz		
Starter motor		●	●
Battery		●	●
Stand			●
4-Wheels			●

PARTS CATALOGUE NEWS

BOOKNo. :13ZT70E4

Block No.	Ref. No.	Part No.	Description	Reqd. QTY						Base Part No.	Parts catalogue code
				EU 26 i	EU 26 iK1	EU 2600 i	EU 30 is	EU 30 is1	EU 3000 is		

F-2-5 CONTROL PANEL (EU30IS/EU30IS1-B, CL, F, G, GW, GW1, RG)



F-2-5	15	32331-Z25-640	RECEPTACLE (16A-250V).....	-	-	-	-	2	-	32331-Z25-A60	GW1
	59	90650-KV6-003	BAND, WIRE, 95MM.....	-	-	-	-	3	-	90650-KV6-003	GW1
	60	90650-MA6-720	BAND, WIRE HARNESS.....	-	-	-	-	1	-		GW1
F-25-10	2	42310-ZS9-000	SHAFT COMP., WHEEL.....	-	-	-	-	2	-		GW1
	3	42710-ZS9-A01	WHEEL COMP. (100X32).....	-	-	-	-	4	-		GW1
	18	94050-08000	NUT, FLANGE, 8MM.....	-	-	-	-	2	-		GW1
	19	90504-SB0-000	WASHER, PLAIN, 12MM.....	-	-	-	-	4	-		GW1
	20	94201-40200	PIN, SPLIT, 4.0X20.....	-	-	-	-	4	-		GW1
	23	95701-08014-00	BOLT, FLANGE, 8X14.....	-	-	-	-	6	-		GW1
	28	51511-ZS9-010	STAND.....	-	-	-	-	1	-		GW1

NOTE A:PART NO. CHANGE D:NEWLY PROVIDED E:PART NO.DELETION K:REQUIRED NO. CORRECTION L:APPLICATION SERIAL NO. CORRECTION  
M:PART DESCRIPTION CORRECTION T:APPLICATION CORRECTION Z:REMARKS CHANGE



# PARTS CATALOGUE NEWS

Honda Motor Co., Ltd.  
Customer Service Technology Development Division

Printed in Japan

CODE NO.	BOOKLET TYPE	13ZT70E4
	MICRO-FICHE	13ZT70EC/FC/GC
PARTS CATALOGUE NEWS		EU26i EU26iK1 EU2600i EU30is EU30is1 EU3000is
NEWS NO.		002

## EU30is1-LB,SB TYPES sales parts information

NOTE: This Parts Catalogue News explains only the parts of the different model that are produced to conform to addition of the EU30is1-LB,SB types.

As for the parts not listed on this Parts Catalogue News, use the parts of the EU30is1-L,S types.

### • Models, parts catalogue codes and applicable serial numbers

Model	Type		Parts catalogue type	Engine		Applicable engine serial No.	Applicable frame serial No.	Applicable carburetor identification No.
				Model	Type			
EU30is1	L	Base type	L	GX200T2	EK1	GCBUT-1000001~	EZGF-1500001~	BEA0D A
	S		S					
	LB	Additional type	LB					
	SB		SB					

NOTE A:PART NO. CHANGE D:NEWLY PROVIDED E:PART NO. DELETION K:REQUIRED NO. CORRECTION L:APPLICATION SERIAL NO. CORRECTION  
M:PART DESCRIPTION CORRECTION T:APPLICATION CORRECTION Z:REMARKS CHANGE

BOOKNo. : 13ZT70E4

• Features of each type		Base type		Additional type	
		L	S	LB	SB
Specifications	Model	EU30is1			
	Type	L	S	LB	SB
Voltage	120 V	●		●	
	220 V		●		●
	230 V				
	240 V				
Frequency	50Hz				
	60Hz	●	●	●	●
Starter motor		●	●	●	●
Battery		●	●	●	
Stand		(●)	(●)		
4-Wheels		(●)	(●)		

NOTE A:PART NO. CHANGE D:NEWLY PROVIDED E:PART NO. DELETION K:REQUIRED NO. CORRECTION L:APPLICATION SERIAL NO. CORRECTION  
M:PART DESCRIPTION CORRECTION T:APPLICATION CORRECTION Z:REMARKS CHANGE

## PARTS CATALOGUE NEWS

BOOKNo. :13ZT70E4

Block No.	Ref. No.	Part No.	Description	Reqd. QTY						Base Part No.	Parts catalogue code
				EU 26 i	EU 26 iK1	EU 2600 i	EU 30 is	EU 30 is1	EU 3000 is		
F-2-7	1		CABLE COMP., CHOKE.....	-	-	-	-	0	-	17950-ZS9-003	LB
	2		IGNITION UNIT.....	-	-	-	-	0	-	30585-ZS9-A02	LB
	3		MARK, CONTROL PANEL.....	-	-	-	-	0	-	31406-ZS9-A31	LB
	4		PANEL COMP., CONTROL.....	-	-	-	-	0	-	31420-ZS9-B31	LB
	5		TERMINAL SET, EARTH.....	-	-	-	-	0	-	31428-899-840	LB
	6		CONSENT COMP., D.C.....	-	-	-	-	0	-	31460-ZS9-A01	LB
	7		RECTIFIER ASSY.....	-	-	-	-	0	-	31710-ZS9-A02	LB
	8		RECTIFIER COMP., REGULATOR....	-	-	-	-	0	-	31750-ZS9-A02	LB
	9		HARNESS ASSY., ENGINE WIRE....	-	-	-	-	0	-	32110-ZS9-A00	LB
	10		SOCKET, COMPOSITE.....	-	-	-	-	0	-	32139-ZS9-A01	LB
	11		HARNESS ASSY., CONTROL WIRE....	-	-	-	-	0	-	32150-ZS9-C71	LB
	12		HARNESS ASSY., MAIN WIRE.....	-	-	-	-	0	-	32100-ZS9-D21	LB
	13		RECEPTACLE (20A/125V) (MATSUSHITA)	-	-	-	-	0	-	32330-ZA1-631	LB
	14		RECEPTACLE (30A/125V).....	-	-	-	-	0	-	32332-ZB4-630	LB
	16		COVER, BATTERY TERMINAL.....	-	-	-	-	0	-	32412-MJ6-000	LB
	17		SWITCH ASSY., COMBINATION.....	-	-	-	-	0	-	35100-ZB4-023	LB
	18		KEY COMP.....	-	-	-	-	0	-	35111-880-013	LB
	19		SWITCH COMP., AUTO-THROTTLE....	-	-	-	-	0	-	36214-ZS9-A01	LB
	22		MARK, FUSE.....	-	-	-	-	0	-	87117-ZS9-A60	LB
	23		BOLT, HEX., 6X28.....	-	-	-	-	0	-	90011-899-840	LB
	24		BOLT, FLANGE, 6X12 (CT200)....	-	-	-	-	0	-	90013-883-000	LB
	25		SCREW, PAN, 5X13.....	-	-	-	-	0	-	90108-MN0-000	LB
	26		RETAINER, 6MM.....	-	-	-	-	0	-	90501-ZA7-640	LB
	27		TIE, CABLE.....	-	-	-	-	0	-	90672-ZB4-003	LB

NOTE A:PART NO. CHANGE D:NEWLY PROVIDED E:PART NO.DELETION K:REQUIRED NO. CORRECTION L:APPLICATION SERIAL NO. CORRECTION  
M:PART DESCRIPTION CORRECTION T:APPLICATION CORRECTION Z:REMARKS CHANGE

PARTS CATALOGUE NEWS

BOOKNo. :13ZT70E4

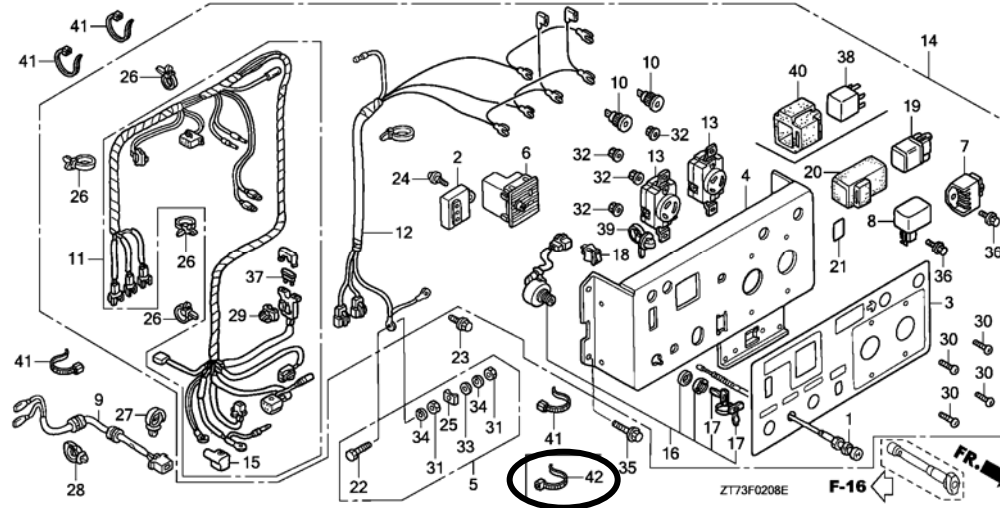
Block No.	Ref. No.	Part No.	Description	Reqd. QTY						Base Part No.	Parts catalogue code
				EU 26 i	EU 26 iK1	EU 2600 i	EU 30 is	EU 30 is1	EU 3000 is		
	28		CLIP, WIRE HARNESS, 25MM.....	-	-	-	-	0	-	90683-SA0-003	LB
	29		CLIP, HARNESS.....	-	-	-	-	0	-	90691-ZB7-003	LB
	30		CLIP, COUPLER HOLDER (BROWN)...	-	-	-	-	0	-	91565-SH3-003	LB
	31		SCREW, PAN, 4X10.....	-	-	-	-	0	-	93500-04010-1H	LB
	32		NUT, HEX., 6MM.....	-	-	-	-	0	-	94001-06390-0S	LB
	33		NUT, FLANGE, 4MM.....	-	-	-	-	0	-	94050-04080	LB
	34		WASHER, PLAIN, 6MM.....	-	-	-	-	0	-	94101-06800	LB
	35		WASHER, SPRING, 6MM.....	-	-	-	-	0	-	94111-06800	LB
	36		BOLT, FLANGE, 6X10.....	-	-	-	-	0	-	95701-06010-00	LB
	37		BOLT, FLANGE, 6X10.....	-	-	-	-	0	-	95701-06010-00	LB
	38		FUSE, BLADE (5A).....	-	-	-	-	0	-	98200-30500	LB
	39		RELAY ASSY., POWER (5P).....	-	-	-	-	0	-	38510-ZS9-A01	LB
	40		CLIP, WIRE HARNESS (GRAY).....	-	-	-	-	0	-	91550-SE0-003	LB
	41		CUSHION, C. D. I. UNIT.....	-	-	-	-	0	-	30401-GA7-000	LB
	42		BAND, WIRE, 95MM.....	-	-	-	-	0	-	90650-KV6-003	LB

NOTE A:PART NO. CHANGE D:NEWLY PROVIDED E:PART NO.DELETION K:REQUIRED NO. CORRECTION L:APPLICATION SERIAL NO. CORRECTION  
M:PART DESCRIPTION CORRECTION T:APPLICATION CORRECTION Z:REMARKS CHANGE

BOOKNo. : 13ZT70E4

Block No.	Ref. No.	Part No.	Description	Reqd. QTY						Base Part No.	Parts catalogue code
				EU 26 i	EU 26 iK1	EU 2600 i	EU 30 is	EU 30 is1	EU 3000 is		

F-2-8 CONTROL PANEL (EU30IS-R, RH, S/EU30IS1-LB, R, RH, S, SB)



F-2-8	1	17950-ZS9-003	CABLE COMP., CHOKE.....	-	-	-	-	1	-	LB
	2	30585-ZS9-A02	IGNITION UNIT.....	-	-	-	-	1	-	LB
	3	31406-ZS9-S10	MARK, CONTROL PANEL (SB).....	-	-	-	-	1	31406-ZS9-B60	SB
		31406-ZS9-W10	MARK, CONTROL PANEL (LB).....	-	-	-	-	1	-	LB
	4	31420-ZS9-B61	PANEL COMP., CONTROL.....	-	-	-	-	1	-	LB
	5	31428-899-840	TERMINAL SET, EARTH.....	-	-	-	-	1	-	LB
	6	31460-ZS9-A01	CONSENT COMP., D. C.....	-	-	-	-	1	-	LB
	7	31710-ZS9-A02	RECTIFIER ASSY.....	-	-	-	-	1	-	LB
	8	31750-ZS9-A02	RECTIFIER COMP., REGULATOR....	-	-	-	-	1	-	LB
	9	32110-ZS9-A00	HARNESS ASSY., ENGINE WIRE....	-	-	-	-	1	-	LB
	10	32139-ZC3-G01	SOCKET, COMPOSITE.....	-	-	-	-	2	-	LB
	11	32150-ZS9-C71	HARNESS ASSY., CONTROL WIRE...	-	-	-	-	1	-	LB

NOTE A:PART NO. CHANGE D:NEWLY PROVIDED E:PART NO.DELETION K:REQUIRED NO. CORRECTION L:APPLICATION SERIAL NO. CORRECTION  
M:PART DESCRIPTION CORRECTION T:APPLICATION CORRECTION Z:REMARKS CHANGE

## PARTS CATALOGUE NEWS

BOOKNo. :13ZT70E4

Block No.	Ref. No.	Part No.	Description	Reqd. QTY						Base Part No.	Parts catalogue code
				EU 26 i	EU 26 iK1	EU 2600 i	EU 30 is	EU 30 is1	EU 3000 is		
	12	32100-ZS9-W11	HARNESS ASSY., MAIN WIRE.....	-	-	-	-	1	-	LB	
	13	32331-880-680	CONSENT (20A/250V).....	-	-	-	-	2	-	LB	
	15	32412-MJ6-000	COVER, BATTERY TERMINAL.....	-	-	-	-	1	-	LB	
	16	35100-ZB4-023	SWITCH ASSY., COMBINATION.....	-	-	-	-	1	-	LB	
	17	35111-880-013	KEY COMP.....	-	-	-	-	2	-	LB	
	18	36214-ZS9-A01	SWITCH COMP., AUTO-THROTTLE...	-	-	-	-	1	-	LB	
	21	87117-ZS9-A60	MARK, FUSE.....	-	-	-	-	1	-	LB	
	22	90011-899-840	BOLT, HEX., 6X28.....	-	-	-	-	1	-	LB	
	23	90013-883-000	BOLT, FLANGE, 6X12 (CT200).....	-	-	-	-	1	-	LB	
	24	90108-MN0-000	SCREW, PAN, 5X13.....	-	-	-	-	1	-	LB	
	25	90501-ZA7-640	RETAINER, 6MM.....	-	-	-	-	1	-	LB	
	26	90672-ZB4-003	TIE, CABLE.....	-	-	-	-	4	-	LB	
	27	90683-SA0-003	CLIP, WIRE HARNESS, 25MM.....	-	-	-	-	1	-	LB	
	28	90691-ZB7-003	CLIP, HARNESS.....	-	-	-	-	1	-	LB	
	29	91565-SH3-003	CLIP, COUPLER HOLDER (BROWN)...	-	-	-	-	1	-	LB	
	30	93500-04010-1H	SCREW, PAN, 4X10.....	-	-	-	-	4	-	LB	
	31	94001-06390-0S	NUT, HEX., 6MM.....	-	-	-	-	2	-	LB	
	32	94050-04080	NUT, FLANGE, 4MM.....	-	-	-	-	4	-	LB	
	33	94101-06800	WASHER, PLAIN, 6MM.....	-	-	-	-	1	-	LB	
	34	94111-06800	WASHER, SPRING, 6MM.....	-	-	-	-	2	-	LB	
	35	95701-06010-00	BOLT, FLANGE, 6X10.....	-	-	-	-	4	-	LB	
	36	95701-06010-00	BOLT, FLANGE, 6X10.....	-	-	-	-	2	-	LB	
	37	98200-30500	FUSE, BLADE (5A).....	-	-	-	-	1	-	LB	
	38	38510-ZS9-A01	RELAY ASSY., POWER (5P).....	-	-	-	-	1	-	LB	

NOTE A:PART NO. CHANGE D:NEWLY PROVIDED E:PART NO.DELETION K:REQUIRED NO. CORRECTION L:APPLICATION SERIAL NO. CORRECTION  
M:PART DESCRIPTION CORRECTION T:APPLICATION CORRECTION Z:REMARKS CHANGE

## PARTS CATALOGUE NEWS

BOOKNo. :13ZT70E4

Block No.	Ref. No.	Part No.	Description	Reqd. QTY						Base Part No.	Parts catalogue code
				EU 26 i	EU 26 iK1	EU 2600 i	EU 30 is	EU 30 is1	EU 3000 is		
	39	91550-SE0-003	CLIP, WIRE HARNESS (GRAY).....	-	-	-	-	1	-		LB
	40	30401-GA7-000	CUSHION, C. D. I. UNIT.....	-	-	-	-	1	-		LB
	41	90650-KV6-003	BAND, WIRE, 95MM.....	-	-	-	-	3	-		LB
	41	90650-KV6-003	BAND, WIRE, 95MM.....	-	-	-	-	3	-	90650-KV6-003	SB
	42	90650-MA6-720	BAND, WIRE HARNESS.....	-	-	-	-	1	-		LB, SB
F-25-10	2		SHAFT COMP., WHEEL.....	-	-	-	-	(0)	-	42310-ZS9-000	LB, SB
	3		WHEEL COMP. (100X32).....	-	-	-	-	(0)	-	42710-ZS9-A01	LB, SB
	5		STAND.....	-	-	-	-	(0)	-	51511-ZS9-010	LB, SB
	6		RUBBER, BOTTOM.....	-	-	-	-	(0)	-	60407-ZA7-000	LB, SB
	18		NUT, FLANGE, 8MM.....	-	-	-	-	(0)	-	94050-08000	LB, SB
	19		WASHER, PLAIN, 12MM.....	-	-	-	-	(0)	-	90504-SB0-000	LB, SB
	20		PIN, SPLIT, 4.0X20.....	-	-	-	-	(0)	-	94201-40200	LB, SB
	21		BOLT, FLANGE, 6X10.....	-	-	-	-	(0)	-	95701-06010-00	LB, SB
	23		BOLT, FLANGE, 8X14.....	-	-	-	-	(0)	-	95701-08014-00	LB, SB
	28		STAND.....	-	-	-	-	(0)	-	51511-ZS9-010	LB, SB
	30	31500-MFL-B31	BATTERY (YTZ10S) (GS YUASA).....	-	-	-	-	1	-	31500-MCJ-642	LB, SB
F-31	3	87152-ZS9-S10	MARK, SPEC (SB).....	-	-	-	-	1	-	87152-ZS9-A71	SB
		87152-ZS9-W10	MARK, SPEC (LB).....	-	-	-	-	1	-	87152-ZS9-B31	LB
	5		LABEL, OPERATOR WARNING.....	-	-	-	-	0	-	87516-ZS9-A71	LB, SB
	8	87539-Z22-A60	MARK, EX. CAUTION.....	-	-	-	-	1	-	87539-ZB2-630	LB, SB
	9		MARK, OIL CHECK.....	-	-	-	-	0	-	87541-ZB4-000	LB
	20	87150-Z25-A61	MARK, CAUTION (EC).....	-	-	-	-	1	-		LB, SB
F-32	1	32310-ZD8-F61	PLUG ASSY. (20A/250V).....	-	-	-	-	2	-		LB
	2		PLUG ASSY., CONSENT (15A/125V).....	-	-	-	-	0	-	32310-836-000	LB

NOTE A:PART NO. CHANGE D:NEWLY PROVIDED E:PART NO.DELETION K:REQUIRED NO. CORRECTION L:APPLICATION SERIAL NO. CORRECTION  
M:PART DESCRIPTION CORRECTION T:APPLICATION CORRECTION Z:REMARKS CHANGE

PARTS CATALOGUE NEWS

BOOKNo. :13ZT70E4

Block No.	Ref. No.	Part No.	Description	Reqd. QTY						Base Part No.	Parts catalogue code
				EU 26 i	EU 26 iK1	EU 2600 i	EU 30 is	EU 30 is1	EU 3000 is		
	3		PLUG ASSY. (30A/125V).....	-	-	-	-	0	-	32311-ZP0-K30	LB
FOP-3	1		CONSENT KIT.....	-	-	-	-	(0)	-	06323-ZS9-B30	LB
	2		ADAPTER, RECEPTACLE.....	-	-	-	-	(0)	-	32331-ZT3-F30	LB
	3		CASE, ADAPTER (LB).....	-	-	-	-	(0)	-	32332-ZT3-F30	LB
	4		MARK, RECEPTACLE.....	-	-	-	-	(0)	-	32337-ZS9-B30	LB
	5		SCREW, PAN, 4X12.....	-	-	-	-	(0)	-	93500-04012-1H	LB
	6		WASHER, PLAIN, 4MM.....	-	-	-	-	(0)	-	94101-04800	LB

NOTE A:PART NO. CHANGE D:NEWLY PROVIDED E:PART NO.DELETION K:REQUIRED NO. CORRECTION L:APPLICATION SERIAL NO. CORRECTION  
M:PART DESCRIPTION CORRECTION T:APPLICATION CORRECTION Z:REMARKS CHANGE



# PARTS CATALOGUE NEWS

Honda Motor Co., Ltd.  
Customer Service Technology Development Division

## PARTS CATALOGUE - CORRECTED

Printed in Japan

CODE NO.	13ZT70E4
PARTS CATALOGUE NEWS	EU26i EU26iK1 EU2600i EU30is EU30is1 EU3000is
NEWS NO.	003

Block No.	Ref. No.	Note	Part No.	Description	Reqd. QTY						Serial No.	Parts catalogue code		
					EU 26 i	EU 26 iK1	EU 2600 i	EU 30 is	EU 30 is1	EU 3000 is				
F-32	4	T	32650-892-003	CORD ASSY., CHARGE (2M).....	(1)	-	(1)	-	-	(1)	-----	B, B/A, C, C/A, F, F/A, G, G/A, GW, L, L/A, L/B, R, R/A, S, S/A, S/B, U, U/A, U/B		
					-	-	-	(1)	-	-	-----	B, B/A, F, F/A, G, G/A, GW, L, R, S, SK, U		
					-	-	-	-	-	(1)	-----	1112273 C/B		
					-	-	-	-	-	1	1112274	-----	C/B	
					-	-	-	-	-	-	-----			
	T	32650-892-013	CORD ASSY., CHARGE (2M).....	(1)	-	-	-	-	-	-----	B/B, F/B, G/B, R/B			
				-	(1)	-	-	-	-	-----	B, F, G, R			
				-	-	-	(1)	-	-	-----	B/B, CL, F/B, G/B, L/A, LT, R/A, RG, RH, S/A, SK/A, SK1, U/A			
				-	-	-	-	(1)	-	-----	B, CL, F, G, L, LB, LT, R, RG, RH, S, SB, SK1, U			
				-	-	-	-	-	1	-----	C/C			
5	T	32650-ZT3-D41	CORD ASSY., CHARGE.....	(1)	(1)	-	(1)	(1)	-	-----	GW, GW1			
				T	32651-892-003	PLUG ASSY., CONSENT.....	(1)	(1)	(1)	(1)	(1)	(1)	-----	B, B/A, B/B, C, C/A, CL, F, F/A, F/B, G, G/A, G/B, GW, GW1, L, L/A, L/B, LB, LT, R, R/A, R/B, RG, RH, S, S/A, S/B, SB, SK, SK/A, SK1, U, U/A, U/B
							-	-	-	-	-	1	-----	C/C
							-	-	-	-	-	(1)	-----	1112273 C/B
							-	-	-	-	-	-	-----	

NOTE A:PART NO. CHANGE D:NEWLY PROVIDED E:PART NO. DELETION K:REQUIRED NO. CORRECTION L:APPLICATION SERIAL NO. CORRECTION  
M:PART DESCRIPTION CORRECTION T:APPLICATION CORRECTION Z:REMARKS CHANGE

PARTS CATALOGUE NEWS

BOOKNo. : 13ZT70E4

Block No.	Ref. No.	Note	Part No.	Description	Reqd. QTY						Serial No.	Parts catalogue code
					EU 26 i	EU 26 iK1	EU 2600 i	EU 30 is	EU 30 is1	EU 3000 is		
					-	-	-	-	-	1	1112274 -----	C/B

NOTE A:PART NO. CHANGE D:NEWLY PROVIDED E:PART NO.DELETION K:REQUIRED NO. CORRECTION L:APPLICATION SERIAL NO. CORRECTION  
M:PART DESCRIPTION CORRECTION T:APPLICATION CORRECTION Z:REMARKS CHANGE



# PARTS CATALOGUE NEWS

Honda Motor Co., Ltd.  
Customer Service Technology Development Division

## PARTS CATALOGUE - CORRECTED

Printed in Japan

CODE NO.	13ZT70E4
PARTS CATALOGUE NEWS	EU26i EU26iK1 EU2600i EU30is EU30is1 EU3000is
NEWS NO.	004

Block No.	Ref. No.	Note	Part No.	Description	Reqd. QTY						Serial No.	Parts catalogue code	
					EU 26 i	EU 26 iK1	EU 2600 i	EU 30 is	EU 30 is1	EU 3000 is			
E-7	4	L	13200-ZE1-010	ROD ASSY., CONNECTING (STD.)...	1	-	1	-	-	-	-----	-----	B, B/A, C, F, F/A, G, G/A, L, L/A, R, R/A, S, S/A, U, U/A
					1	-	-	-	-	-	-----	1596553	B/B, F/B, G/B, GW, L/B, R/B, S/B, U/B
					-	-	-	1	-	1	-----	2352733	
			T	13200-ZE1-020	.....	1	-	-	-	-	-	1596554	-----
					-	-	-	1	-	1	2352734	-----	B, B/A, B/B, C, C/A, C/C, CL, F, F/A, F/B, G, G/A, G/B, GW, L, L/A, LT, R, R/A, RG, RH, S, S/A, SK, SK/A, SK1, U, U/A
F-2-6	45	L	38240-ZC2-E32	.....	-	-	-	-	-	2	-----	-----	C/B
					-	-	-	-	-	2	1272786	1320576	C/C
					-	-	-	-	-	2	-----	-----	C/B
			T	38240-Z11-A32	PROTECTOR, CIRCUIT (20A).....	-	-	-	-	-	2	-----	-----
					-	-	-	-	2	1320577	-----	C/C	

NOTE A:PART NO. CHANGE D:NEWLY PROVIDED E:PART NO. DELETION K:REQUIRED NO. CORRECTION L:APPLICATION SERIAL NO. CORRECTION  
M:PART DESCRIPTION CORRECTION T:APPLICATION CORRECTION Z:REMARKS CHANGE



# PARTS CATALOGUE NEWS

Honda Motor Co., Ltd.

Customer Service Technology Development Division

Printed in Japan

CODE NO.	13ZT70E4
PARTS CATALOGUE NEWS	EU26i EU26iK1 EU2600i EU30is EU30is1 EU3000is
NEWS NO.	005

## EU30is1-RHC TYPE sales parts information

NOTE: This Parts Catalogue News explains only the parts of the different model that are produced to conform to addition of the EU30is1-RHC type.

As for the parts not listed on this Parts Catalogue News, use the parts of the EU30is1 -RH type.

### • Models, parts catalogue codes and applicable serial numbers

Model	Type		Parts catalogue type	Engine		Applicable engine serial No.	Applicable frame serial No.	Applicable carburetor identification No.
				Model	Type			
EU30is1	RH	Base type	RH	GX200T2	EK1	GCBUT-1000001~	EZGF-1500001~	BEA0D A
	RHC	Additional type	RHC		EY9		EZGF-1600001~	

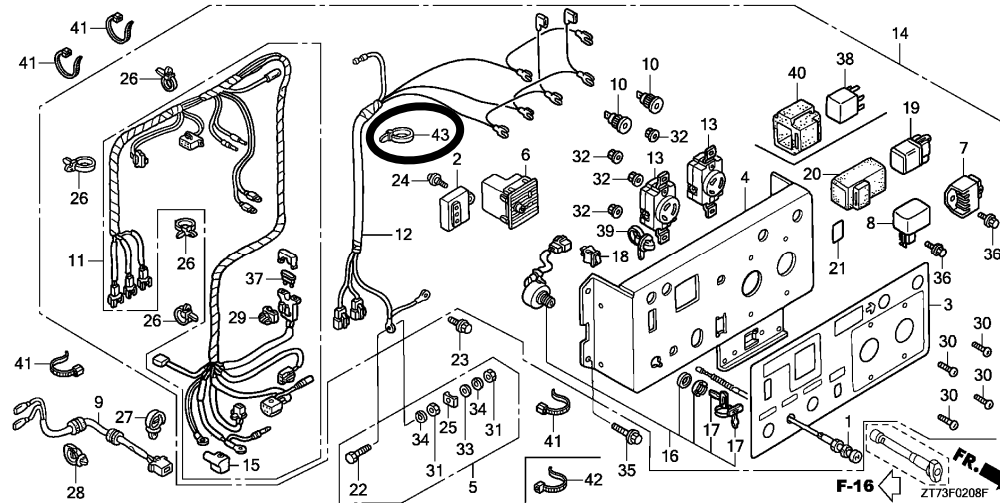
• Features of each type		Base type	Additional type
Specifications		Model	EU30is
		Type	
		RH	RHC
Voltage	120 V		
	220 V		
	230 V	●	●
	240 V		
Frequency	50Hz	●	●
	60Hz		
Starter motor		●	●
Battery		●	●
Stand			
4-Wheels		●	●

PARTS CATALOGUE NEWS

BOOKNo. :13ZT70E4

Block No.	Ref. No.	Part No.	Description	Reqd. QTY						Base Part No.	Parts catalogue code
				EU 26 i	EU 26 iK1	EU 2600 i	EU 30 is	EU 30 is1	EU 3000 is		
E-3	6	91202-YA0-P01	OIL SEAL, 25X41.25X6.....	-	-	-	-	1	-	RHC	
E-6	7	91202-YA0-P01	OIL SEAL, 25X41.25X6.....	-	-	-	-	1	-	RHC	
E-9	8	14711-Z4V-900	VALVE, IN.....	-	-	-	-	1	-	14711-ZF1-000	RHC
	9	14721-Z4V-900	VALVE, EX.....	-	-	-	-	1	-	14721-ZF1-000	RHC
	12		RETAINER, EX. VALVE SPRING....	-	-	-	-	0	-	14773-Z4X-000	RHC
	13		ROTATOR, VALVE.....	-	-	-	-	0	-	14781-ZE1-000	RHC
	17	14771-ZE1-000	RETAINER, IN. VALVE SPRING.... (EXHAUST SIDE)	-	-	-	-	1	-	RHC	

F-2-8 CONTROL PANEL (9)



F-2-8	41	90650-KV6-003	BAND, WIRE, 95MM.....	-	-	-	-	3	-	90650-KV6-003	RHC
	42	90650-MA6-720	BAND, WIRE HARNESS.....	-	-	-	-	1	-	RHC	
	43	90672-ZB7-811	TIE, CABLE.....	-	-	-	-	3	-	RHC	
F-14	4	17220-ZS9-020	CASE COMP., AIR CLEANER.....	-	-	-	-	1	-	17220-ZS9-010	RHC

NOTE A:PART NO. CHANGE D:NEWLY PROVIDED E:PART NO.DELETION K:REQUIRED NO. CORRECTION L:APPLICATION SERIAL NO. CORRECTION  
M:PART DESCRIPTION CORRECTION T:APPLICATION CORRECTION Z:REMARKS CHANGE

PARTS CATALOGUE NEWS

BOOKNo. : 13ZT70E4

Block No.	Ref. No.	Part No.	Description	Reqd. QTY						Base Part No.	Parts catalogue code
				EU 26 i	EU 26 iK1	EU 2600 i	EU 30 is	EU 30 is1	EU 3000 is		
F-15	1	18310-ZS9-A02	MUFFLER COMP.....	-	-	-	-	1	-	18310-ZS9-A01	RHC

NOTE A:PART NO. CHANGE D:NEWLY PROVIDED E:PART NO.DELETION K:REQUIRED NO. CORRECTION L:APPLICATION SERIAL NO. CORRECTION  
M:PART DESCRIPTION CORRECTION T:APPLICATION CORRECTION Z:REMARKS CHANGE



# PARTS CATALOGUE NEWS

Honda Motor Co., Ltd.

Customer Service Technology Development Division

## PARTS CATALOGUE - CORRECTED

Printed in Japan

CODE NO.	13ZT70E4
PARTS CATALOGUE NEWS	EU26i EU26iK1 EU2600i EU30is EU30is1 EU3000is
NEWS NO.	006

Block No.	Ref. No.	Note	Part No.	Description	Reqd. QTY						Serial No.	Parts catalogue code
					EU 26 i	EU 26 iK1	EU 2600 i	EU 30 is	EU 30 is1	EU 3000 is		
E-2	3	L	12210-ZL0-405	HEAD COMP., CYLINDER.....	-	-	-	1	-	1	-----	B, B/A, C, C/A, F, F/A, G, G/A, L, R, S, SK, U
						-	-	-	1	-	1	----- 2060339
	T	12210-ZL0-415	.....	-	-	-	1	-	1	-----	C/C, CL, GW, LT, RG, RH, SK1	
					-	-	-	1	-	1	2060340 -----	B/B, C/B, F/B, G/B, L/A, R/A, S/A, SK/A, U/A
E-7	1	D	13011-Z4K-004	RING SET, PISTON(0.25) (TEIKOKU)	-	-	-	-	(1)	-		
			13011-Z4M-003	RING SET, PISTON(0.25) (RIKEN)	-	-	-	-	(1)	-		
			13012-Z4K-004	RING SET, PISTON(0.50) (TEIKOKU)	-	-	-	-	(1)	-		
			13012-Z4M-003	RING SET, PISTON(0.50) (RIKEN)	-	-	-	-	(1)	-		
			13013-Z4K-004	RING SET, PISTON(0.75) (TEIKOKU)	-	-	-	-	(1)	-		
			13013-Z4M-003	RING SET, PISTON(0.75) (RIKEN)	-	-	-	-	(1)	-		
			2	D	13102-ZL0-020	PISTON(0.25)	-	-	-	-	(1)	-
			13103-ZL0-020	PISTON(0.50)	-	-	-	-	(1)	-		
			13104-ZL0-020	PISTON(0.75)	-	-	-	-	(1)	-		

NOTE A:PART NO. CHANGE D:NEWLY PROVIDED E:PART NO.DELETION K:REQUIRED NO. CORRECTION L:APPLICATION SERIAL NO. CORRECTION  
M:PART DESCRIPTION CORRECTION T:APPLICATION CORRECTION Z:REMARKS CHANGE

PARTS CATALOGUE NEWS

BOOKNo. : 13ZT70E4

Block No.	Ref. No.	Note	Part No.	Description	Reqd. QTY						Serial No.	Parts catalogue code
					EU 26 i	EU 26 iK1	EU 2600 i	EU 30 is	EU 30 is1	EU 3000 is		
F-25-10	2	T	42310-ZS9-000	SHAFT COMP., WHEEL.....	(2)	-	(2)	-	-	(2)		
					-	2	-	-	2	-	-----	CL, F, GW, GW1, LT, RH, RHC
					-	(2)	-	-	-	-	-----	G
					-	-	-	(2)	-	-	-----	B, B/A, B/B, CL, F, F/A, F/B, G, G/A, G/B, GW, L, L/A, LT, R, R/A, RG, RH, S, S/A, SK, SK/A, U, U/A,
					-	-	-	-	(2)	-	-----	B, G, L, R, RG, S
	3	T	42710-ZS9-A01	WHEEL COMP. (100X32).....	(4)	-	(4)	-	-	-	1005170	B, B/A, C, F, F/A, G, G/A, L, L/A, R, R/A, S, S/A, U, U/A
					(4)	-	-	-	-	(4)	-----	B/B, C/B, C/C, F/B, G/B, GW, L/B, R/B, S/B, U/B
					-	4	-	-	4	-	-----	CL, F, GW, GW1, LT, RH, RHC
					-	(4)	-	-	-	-	-----	G
					-	-	-	(4)	-	(4)	1032092	B, C, F, G, L, R, S, SK, U
					-	-	-	(4)	-	-	-----	B/B, CL, F/B, G/B, GW, LT, RG, RH
					-	-	-	(4)	-	-	1005170	B/A, F/A, G/A, L/A, R/A, S/A, SK/A, U/A
					-	-	-	-	(4)	-	-----	B, G, L, R, RG, S
					-	-	-	-	-	(4)	1005170	C/A
	5	T	51511-ZS9-010	STAND.....	(2)	-	-	-	-	-	1024253	B/B, F/B, G/B, GW, L/B, R/B, S/B, U/B
					-	(2)	-	-	-	(2)	-----	C/B, G
					-	2	-	-	-	-	-----	B
					-	-	-	(2)	-	(2)	1216006	B/B, C/C, F/B, G/B, GW, L/A, R/A, S/A, SK/A, U/A
					-	-	-	(2)	-	-	-----	CL, LT, RG, RH
					-	-	-	2	-	-	1216006	SK1
					-	-	-	-	(2)	-	-----	B, G, L, R, RG, S
					-	-	-	-	2	-	-----	SK1, U
	6	T	60407-ZA7-000	RUBBER, BOTTOM.....	(4)	-	(4)	-	-	(4)		
					-	4	-	-	-	-	-----	B

NOTE A:PART NO. CHANGE D:NEWLY PROVIDED E:PART NO.DELETION K:REQUIRED NO. CORRECTION L:APPLICATION SERIAL NO. CORRECTION  
M:PART DESCRIPTION CORRECTION T:APPLICATION CORRECTION Z:REMARKS CHANGE

PARTS CATALOGUE NEWS

BOOKNo. : 13ZT70E4

Block No.	Ref. No.	Note	Part No.	Description	Reqd. QTY						Serial No.	Parts catalogue code
					EU 26 i	EU 26 iK1	EU 2600 i	EU 30 is	EU 30 is1	EU 3000 is		
					-	(4)	-	-	-	-	-	G
					-	-	-	(4)	-	-	-	B, B/A, B/B, CL, F, F/A, F/B, G, G/A, G/B, GW, L, L/A LT, R, R/A, RG, RH, S, S/A, SK, SK/A, U, U/A
					-	-	-	4	-	-	-	SK1
					-	-	-	-	(4)	-	-	B, G, L, R, RG, S
					-	-	-	-	4	-	-	SK1, U
	18	T	94050-08000	NUT, FLANGE, 8MM.....	(2)	-	(2)	-	-	(2)	-	
					-	2	-	-	-	-	-	B, F, GW
					-	(2)	-	-	-	-	-	G
					-	-	-	(2)	-	-	-	B, B/A, B/B, CL, F, F/A, F/B, G, G/A, G/B, GW, L, L/A, LT, R, R/A, RG, RH, S, S/A, SK, SK/A, U, U/A
					-	-	-	2	-	-	-	SK1
					-	-	-	-	(2)	-	-	B, G, L, R, RG, S
					-	-	-	-	2	-	-	CL, F, GW, GW1, LT, RH, RHC, SK1, U
	19	T	90504-SB0-000	WASHER, PLAIN, 12MM.....	(4)	-	(4)	-	-	-	1006526	B, B/A, C, F, F/A, G, G/A, L, L/A, R, R/A, S, S/A, U, U/A
					(4)	-	-	-	-	(4)	-	B/B, C/B, C/C, F/B, G/B, GW, L/B, R/B, S/B, U/B
					-	4	-	-	4	-	-	CL, F, GW, GW1, LT, RH, RHC
					-	(4)	-	-	-	-	-	G
					-	-	-	(4)	-	(4)	1047140	B, C, F, G, L, R, S, SK, U
					-	-	-	(4)	-	-	-	B/B, CL, F/B, G/B, GW, LT, RG, RH
					-	-	-	(4)	-	-	1006526	B/A, F/A, G/A, L/A, R/A, S/A, SK/A, U/A
					-	-	-	-	(4)	-	-	B, G, L, R, RG, S
					-	-	-	-	-	(4)	1006526	C/A
	20	T	94201-40200	PIN, SPLIT, 4.0X20.....	(4)	-	(4)	-	-	(4)	-	
					-	4	-	-	4	-	-	CL, F, GW, GW1, LT, RH, RHC

NOTE A:PART NO. CHANGE D:NEWLY PROVIDED E:PART NO.DELETION K:REQUIRED NO. CORRECTION L:APPLICATION SERIAL NO. CORRECTION  
M:PART DESCRIPTION CORRECTION T:APPLICATION CORRECTION Z:REMARKS CHANGE

PARTS CATALOGUE NEWS

BOOKNo. : 13ZT70E4

Block No.	Ref. No.	Note	Part No.	Description	Reqd. QTY						Serial No.	Parts catalogue code
					EU 26 i	EU 26 iK1	EU 2600 i	EU 30 is	EU 30 is1	EU 3000 is		
					-	(4)	-	-	-	-	-	G
					-	-	-	(4)	-	-	-	B, B/A, B/B, CL, F, F/A, F/B, G, G/A, G/B, GW, L, L/A, LT, R, R/A, RG, RH, S, S/A, SK, SK/A, U, U/A
					-	-	-	-	(4)	-	-	B, G, L, R, RG, S
	21	T	95701-06010-00	BOLT, FLANGE, 6X10.....	(4)	-	(4)	-	-	(4)	-	
					-	4	-	-	-	-	-	B
					-	(4)	-	-	-	-	-	G
					-	-	-	(4)	-	-	-	B, B/A, B/B, CL, F, F/A, F/B, G, G/A, G/B, GW, L, L/A, LT, R, R/A, RG, RH, S, S/A, SK, SK/A, U, U/A
					-	-	-	4	-	-	-	SK1
					-	-	-	-	(4)	-	-	B, G, L, R, RG, S
					-	-	-	-	-	4	-	SK1, U
	23	T	95701-08014-00	BOLT, FLANGE, 8X14	(6)	-	(6)	-	-	(6)	-	
					-	6	-	-	-	-	-	B, F, GW
					-	(6)	-	-	-	-	-	G
					-	-	-	(6)	-	-	-	B, B/A, B/B, CL, F, F/A, F/B, G, G/A, G/B, GW, L, L/A, LT, R, R/A, RG, RH, S, S/A, SK, SK/A, U, U/A
					-	-	-	6	-	-	-	SK1
					-	-	-	-	(6)	-	-	B, G, L, R, RG, S
					-	-	-	-	-	6	-	CL, F, GW, GW1, LT, RH, RHC, SK1, U
	28	T	51511-ZS9-010	STAND.....	(1)	-	-	-	-	-	1024253	B/B, F/B, G/B, GW, L/B, R/B, S/B, U/B
					-	1	-	-	1	-	-	CL, F, GW, GW1, LT, RH, RHC
					-	(1)	-	-	-	(1)	-	C/B, G
					-	-	-	(1)	-	(1)	1216006	B/B, C/C, F/B, G/B, GW, L/A, R/A, S/A, SK/A, U/A
					-	-	-	(1)	-	-	-	CL, LT, RG, RH
					-	-	-	-	(1)	-	-	B, G, L, R, RG, S

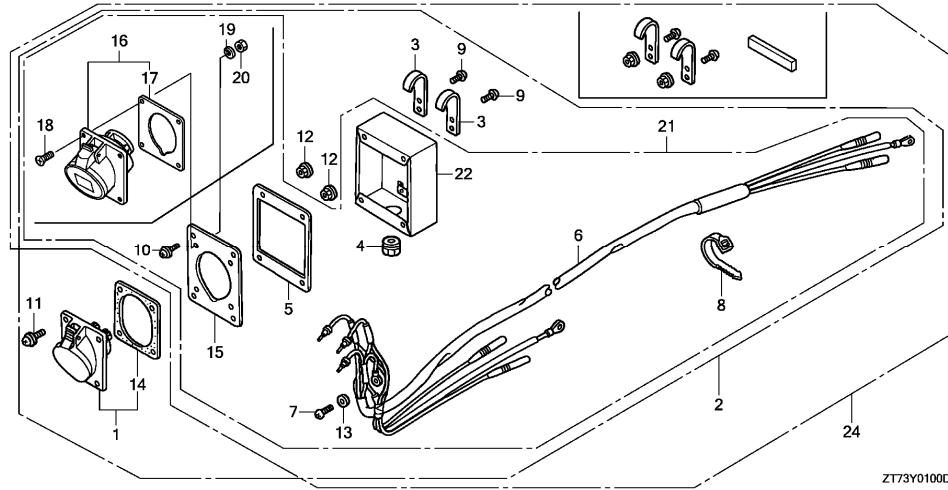
NOTE A:PART NO. CHANGE D:NEWLY PROVIDED E:PART NO.DELETION K:REQUIRED NO. CORRECTION L:APPLICATION SERIAL NO. CORRECTION  
M:PART DESCRIPTION CORRECTION T:APPLICATION CORRECTION Z:REMARKS CHANGE

PARTS CATALOGUE NEWS

BOOKNo. : 13ZT70E4

Block No.	Ref. No.	Note	Part No.	Description	Reqd. QTY						Serial No.	Parts catalogue code
					EU 26 i	EU 26 iK1	EU 2600 i	EU 30 is	EU 30 is1	EU 3000 is		

FOP-1 CONSENT BOX (1)



ZT73Y0100D

FOP-1	23	E	32368-ZS9-A00	* PART NO. DELETION
	25	E	32367-ZS9-A00	* PART NO. DELETION
	26	E	93500-04012-1A	* PART NO. DELETION
	27	E	94050-04000	* PART NO. DELETION

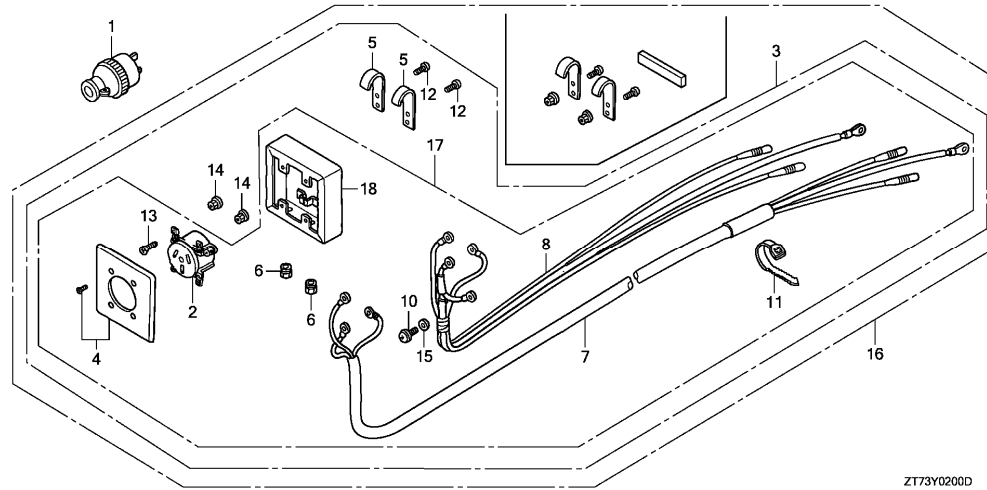
NOTE A:PART NO. CHANGE D:NEWLY PROVIDED E:PART NO. DELETION K:REQUIRED NO. CORRECTION L:APPLICATION SERIAL NO. CORRECTION  
M:PART DESCRIPTION CORRECTION T:APPLICATION CORRECTION Z:REMARKS CHANGE

PARTS CATALOGUE NEWS

BOOKNo. : 13ZT70E4

Block No.	Ref. No.	Note	Part No.	Description	Reqd. QTY						Serial No.	Parts catalogue code
					EU 26 i	EU 26 iK1	EU 2600 i	EU 30 is	EU 30 is1	EU 3000 is		

FOP-2 CONSENT BOX (2)



ZT73Y0200D

FOP-2	19	E	32367-ZS9-A00	* PART NO. DELETION
	20	E	32368-ZS9-A00	* PART NO. DELETION
	21	E	93500-04012-1A	* PART NO. DELETION
	22	E	94050-04000	* PART NO. DELETION

NOTE A:PART NO. CHANGE D:NEWLY PROVIDED E:PART NO. DELETION K:REQUIRED NO. CORRECTION L:APPLICATION SERIAL NO. CORRECTION  
M:PART DESCRIPTION CORRECTION T:APPLICATION CORRECTION Z:REMARKS CHANGE



# PARTS CATALOGUE NEWS

Honda Motor Co., Ltd.  
Customer Service Technology Development Division

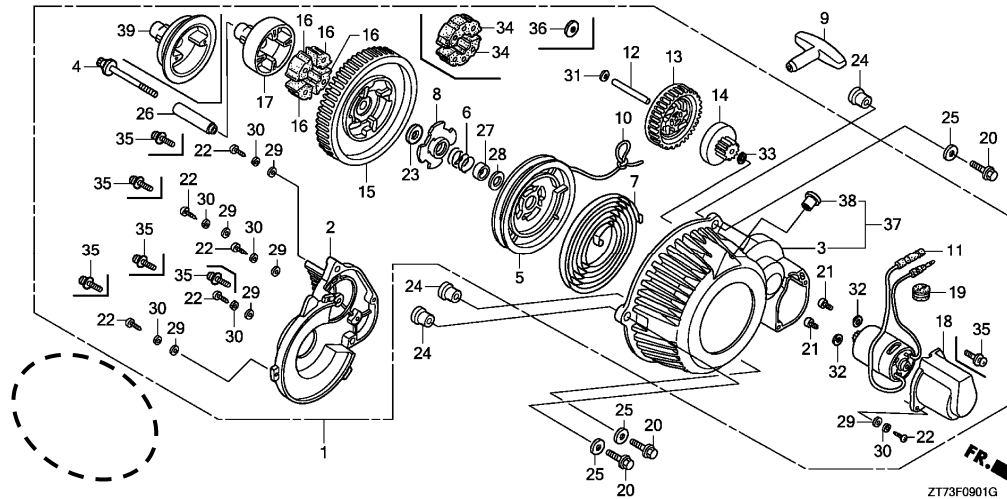
## PARTS CATALOGUE - CORRECTED

Printed in Japan

CODE NO.	13ZT70E4
PARTS CATALOGUE NEWS	EU26i EU26iK1 EU2600i EU30is EU30is1 EU3000is
NEWS NO.	007

Block No.	Ref. No.	Note	Part No.	Description	Reqd. QTY						Serial No.	Parts catalogue code
					EU 26 i	EU 26 iK1	EU 2600 i	EU 30 is	EU 30 is1	EU 3000 is		

F-9-1 RECOIL STARTER/STARTER MOTOR



F-9-1 40 E 06284-ZS9-325 \*PART NO. DELETION

NOTE A:PART NO. CHANGE D:NEWLY PROVIDED E:PART NO.DELETION K:REQUIRED NO. CORRECTION L:APPLICATION SERIAL NO. CORRECTION  
M:PART DESCRIPTION CORRECTION T:APPLICATION CORRECTION Z:REMARKS CHANGE