

# ***GENERAL PURPOSE ENGINE***

GX270T  
GX270T2

**PARTS CATALOGUE**

**5**



GX270T

---

FOREWORD INDEX

**1**

---

ENGINE GROUP

**2**

---

PART NUMBER INDEX

**3**

---

PART NAME INDEX

**4**

---



## Instruction for use of parts catalogue

- **This parts catalogue was prepared based on the latest information available as of October 20, 2015.**
  - See the parts catalogue news for any revision that is made after October 20, 2015.
- **Always specify the part number when ordering a part.**
  - Check the model, type, serial numbers, color, maker, and the size as needed before ordering a part.
  - Note that the illustrations (part drawings) can differ from the actual parts in shape. They are given just to help you to refer to the parts.
- **When modifications or additions to this parts catalogue are made, a revised edition will be issued at an appropriate time, with successively progressing revision numbers on the cover. We recommend obtaining such revisions in order to keep your parts catalogue up-to-date at all times. To check whether a parts catalogue revision has been issued, please contact your Honda distributor.**

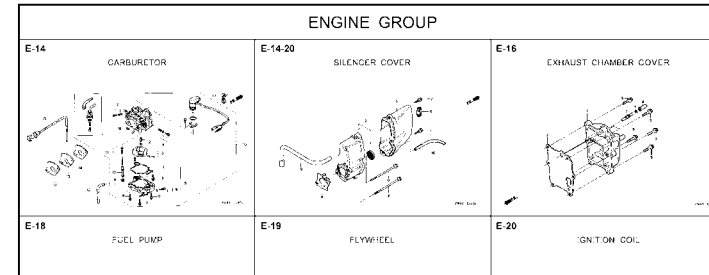
Initial version issue date May 28, 2004  
Honda Motor Co., Ltd.

## CONTENTS

	Page
● Instruction for use of parts catalogue .....	1
● How to refer to the part information .....	2
● Part catalogue structure .....	3
● When the parts were revised.....	4
● Abbreviations used in the parts catalogue.....	4
● How to check the part block and serial numbers.....	5
● Models, parts catalogue codes and applicable serial numbers.....	6
● Features of each type.....	11
● Fuel hose, general purpose hoses and vinyl hose .....	22
● FLAT RATE SERVICE TIME .....	23
● Illustrated index .....	28
● ENGINE GROUP.....	34
● PART NO. INDEX.....	127
● PART NAME INDEX.....	132

## How to refer to the part information

### A Reference with "Illustrated index"



### B Reference with "Part number index"

PART NO. INDEX

Part Number	Page Ref.	Part Number	Page Ref.	Pi
06000		15212-ZW9-000	49 7	17583
		15220-ZW9-003	49 8	17583
06316-ZW9-000	104 1	15332-ZW9-000	74 2	17611
		15332-ZW9-A30	76 2	17611
11000		15400-PFB-004	46 5	17612
		15422-ZW9-000	49 9	17620
11300-ZW9-000	46 1	15473-881-000	49 10	17620
11300-ZW9-800	46 1	15474-ZW9-000	49 11	17624
11340-ZW9-000	46 2	15611-921-000	45 6	17650
11342-ZW9-000	46 3	15655-ZW9-000	46 6	
11381-ZW9-003	47 1			17660
				17661
12000		16000		
		16010-ZV4-005	55 1	17665
12000-ZW9-000ZA	46 4	16011-ZV4-005	55 2	17670
12155-ZV4-A00	48 1	16013-ZW9-003	55 3	17680
12166-ZW9-000	45 1	16016-ZW9-003	55 4	
12209-6B4-681	51 1	16016-ZW9-721	55 4	17701
12210-ZW9-000ZA	45 2	16023-ZW9-003	55 5	17701
12216-ZE2-300	74 1	16024-ZV4-650	55 6	17701
		16028-ZV4-650	55 7	17702

### C Reference with "Part name index"

PART NAME INDEX

Part name	Page	Ref.
[ A ]		
ABSORBER, FUEL	80	5
ARMATURE COMP.	62	7
ARM COMP., LINK JOINT	102	18
ARM COMP., SHIFT LINK	102	14
ARM COMP., TILT	97	20
ARM, FUEL PUMP ROCKER	51	4
ARM, REVERSE LOCK	97	18
ARM, SHIFT LINK	92	7
ARM, STOPPER	52	12
ARM, THROTTLE REMOTE	92	6
ARM, VALVE ROCKER	51	3
[ B ]		
BAG, TOOL, 160MM	101	10
BAND	103	37
BAND B1, WIRE	87	1
BAND, CORD	85	18
BAND, TUBE CLIP, 11MM	81	20
BAND, TUBE CLIP, 12.5MM	81	19

E-2 CYLINDER HEAD

Block No.

Ref No.

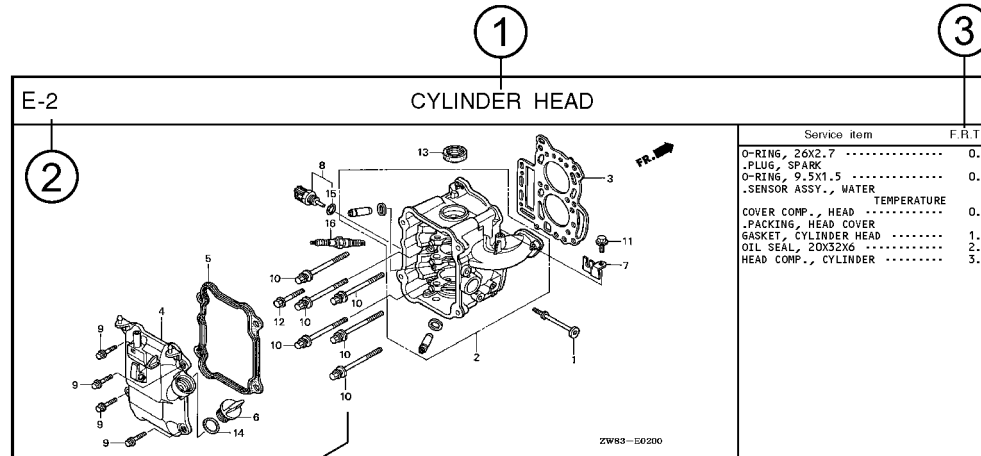
Ref. No.	Part No.	Description	Reqd. QTY						Serial No.	Parts catalogue code
			9901	9901	1001	1001	1001	1001		
1	12166-ZW9-000	STOPPER, ENGINE SIDE	2	2	2	2	2	2		
2	12210-ZW9-000ZA	HEAD COMP., CYLINDER	1	1	1	1	1	1		
3	12251-ZW9-003	GASKET, CYLINDER HEAD	1	1	1	1	1	1		
4	12310-ZW9-000	COVER COMP., HEAD	1	1	1	1	1	1		
5	12312-ZW9-000	PACKING, HEAD COVER	1	1	1	1	1	1		
6	15611-921-000	CAP, OIL (NO GAUGE)	1	1	1	1	1	1		
7	16617-ZW9-000	HOLDER, CABLE	1	1	1	1	1	1	SC,SG	
	16617-ZW9-010		1	1	1	1	1	1	1001800 LHC,LHD	
			1	1	1	1	1	1	1001801 LHC,LHD	
8	35673-ZW5-003	SENSOR ASSY., WATER	1	1	1	1	1	1		
9	90003-ZW9-000	BOLT, FLANGE, 6X22	4	4	4	4	4	4		
10	90007-ZW9-003	BOLT, FLANGE, 8X83	6	6	6	6	6	6		
11	90011-ZW9-000	BOLT, FLANGE, 6X14(CT200)	1	1	1	1	1	1		
12	90020-ZW9-000	BOLT, FLANGE, 8X40	2	2	2	2	2	2		
13	91202-KJ9-003	OIL SEAL, 30X32X6	1	1	1	1	1	1		
14	91301-805-000	O-RING, 26X2.7	1	1	1	1	1	1		
15	91307-PK2-005	O-RING, 9.5X1.5(HONDA KIKAKI)	1	1	1	1	1	1		
16	98059-55916	PLUG, SPARK (CR5EH-9)	2	2	2	2	2	2		
	98059-55926	PLUG, SPARK (U16FER9)	2	2	2	2	2	2		

ZW83-50200

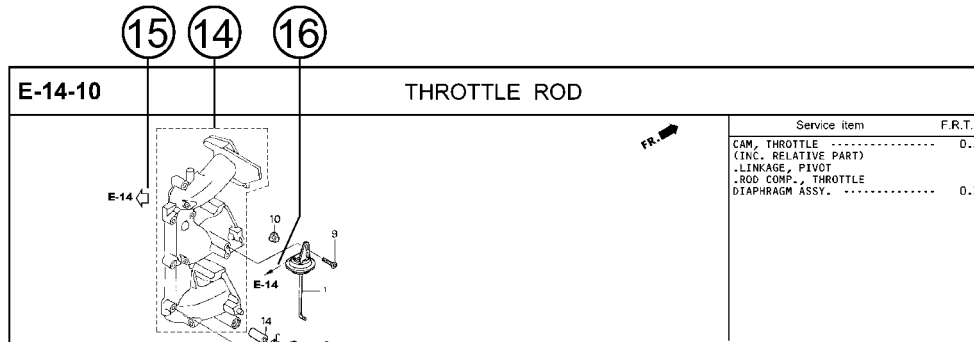
2000.09.20 E

Page No.

## Part catalogue structure



Ref. No.	Part No.	Description	Reqd. QTY						Serial No.	Parts catalogue code
			BF 9.9D1	BFF 9.9D1	BF 10D1	BFF 10D1	BF 10B1	BFF 10B1		
1	12166-zw9-000	STOPPER, ENGINE SIDE	2	2	2	2	2			
2	12210-zw9-000ZA	HEAD COMP., CYLINDER								
3	12251-zw9-003	GASKET, CYLINDER HEAD	1	1	1	1	1			
4	12310-zw9-000	COVER COMP., HEAD	1	1	1	1	1			
5	12312-zw9-000	PACKING, HEAD COVER	1	1	1	1	1			
6	15611-921-000	CAP, OIL	1	1	1	1	1			
		(NO GAUGE)								
7	16617-zw9-000	HOLDER, CABLE	1	1	1	1	1	SC,SG		
	16617-zw9-010		1	1	1	1	1	1001800 LHC,LHD		



① Block title ② Block number

③ Service item/Flat rate time

④ Reference number

- Title number marked with the parenthesis or parentheses indicates that it continues from the previous page.

⑤ Part number ⑥ Honda color code

⑦ Description

⑧ Assemblies

- Sections framed with broken lines in the exploded view drawings are available as complete assemblies. (Their individual parts can also be obtained.)

⑨ Color description

⑩ Note

- Notes are shown with the parentheses in the part name column.

⑪ Required quantity

- Required QTY shown in the parenthesis or parentheses indicates the optional part.
- Required QTY marked with "N" Indicates the optional part that should be selected as needed.
- Required QTY indicates the number of the part used in the block.

⑫ Serial number

⑬ Type

- When the type column is blank, it indicates that the part is applicable to all types.
- As the type of the actual unit may differ from the "parts catalogue, type" please refer to "Models, types and applicable serial numbers" for confirmation.

⑭

- Parts enclosed within a dotted line are covered in a different block.

⑮

- A hollow arrow indicates the block No. for the parts enclosed within a dotted line.

⑯

- A solid arrow indicates the block No. the part in question is connected to.

**When the parts were revised**



Be sure to check the serial number!!



Ref. No.	Part No.	Description	Reqd. QTY						Serial No.
			BF 99D1	BFP 99D1	BF 10D1	BFP 10D1	BF 10B1	BFP 10B1	
1	12166-ZW9-000	STOPPER, ENGINE SIDE .....	2	2	2	2	2	2	
2	12210-ZW9-000ZA	HEAD COMP., CYLINDER *NHS* ..... DARK GRAY	1	1	1	1	1	1	
3	12251-ZW9-003	GASKET, CYLINDER HEAD .....	1	1	1	1	1	1	
4	12310-ZW9-000	COVER COMP., HEAD .....	1	1	1	1	1	1	
5	12312-ZW9-000	PACKING, HEAD COVER .....	1	1	1	1	1	1	
6	15611-921-000	CAP, OIL (NO GAUGE) .....	1	1	1	1	1	1	
7	16617-ZW9-000	HOLDER, CABLE (###) .....	1	1	1	1	1	1	SC, SG LHC, LHD LHC, LHD
	16617-ZW9-010	.....	1	1	1	1	1	1	

The number has been used from the initial model without revision.

When shown at the left side, it is applicable to the models of No.1001801 and the subsequent numbers.

When shown at the right side, it is applicable to the models up to No.1001800.

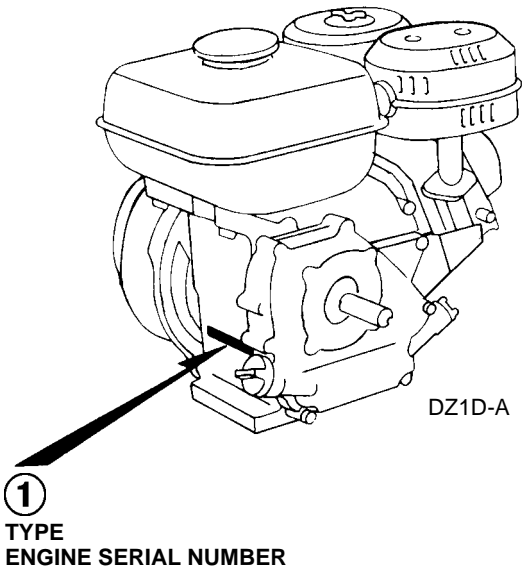
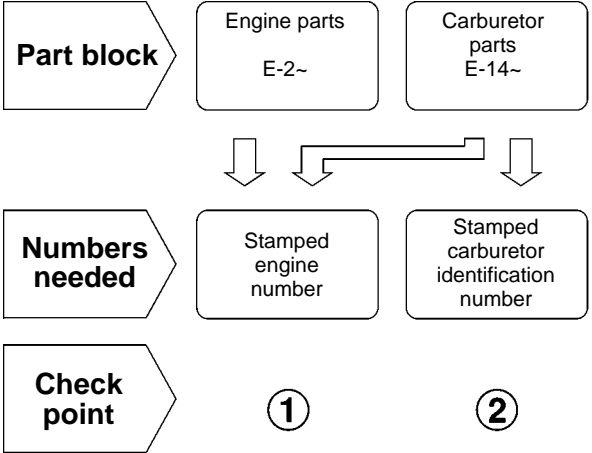
• The parts listed with "###" at the end of the parts name have limited supply period (parts not for sale).

**Abbreviations used in the parts catalogue**

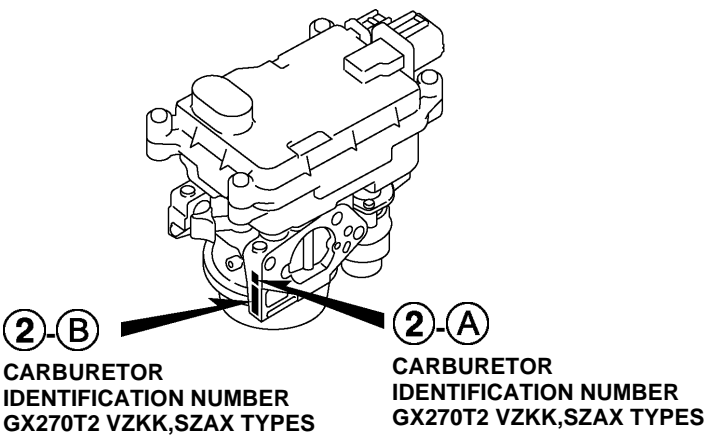
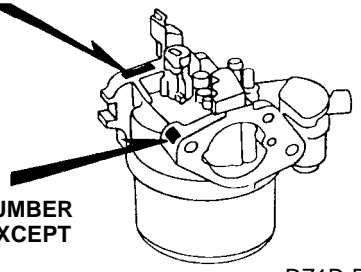
• The following abbreviations are used in the parts name column.

- A ..... Ampere
- A.C. .... Alternating current
- ASSY. .... Assembly
- AT. .... Automatic transmission
- C.D.I. .... Capacitive discharge ignition
- COMP. ... Complete
- D.C. .... Direct current
- EX. .... Exhaust
- G.F.C.I ... Ground fault circuit interruptor
- HEX. .... Hexagonal
- H.S.T. .... Hydrostatic transmission
- FR. ....Front
- IN. ....Inlet
- L (100L) .Link (100 Links)
- L. ....Left
- MM .....Millimeter
- MT. ....Manual Transmission
- P.T.O. ....Power take off
- R. ....Right
- RR. ....Rear
- STD. ....Standard
- T (22T) ...Tooth (22 Teeth)
- V .....Volt
- W .....Watt

**How to check the part block and serial numbers**



**②-B**  
CARBURETOR  
IDENTIFICATION NUMBER  
GX270T/GX270T2 EXCEPT  
VZKK,SZAX TYPES



## Models, parts catalogue codes and applicable serial numbers

- Models, parts catalogue codes and applicable serial Nos. given in this parts catalogue can be identified as follows.

Model	Type	Parts catalogue type	Applicable engine serialNo.	Applicable carburetor identification No.	
GX270T	ES3	ES3	GCADT-1000001~	BE77M A/BE77T A	
	ES4	ES4			
	LH	LH		BE78A A	
	LH2	LH2			
	LHB5	LHB5			
	LP	LP			
	LT	LT		BE75G A	
	LW	LW			
	LXE8	LXE8	GCADT-1000001~9999999	BE78A A	
	LXK	LXK	GCADT-1000001~		
	LXU	LXU	GCADT-1000001~9999999		
	PX	PX	GCADT-1000001~		
	PXE8	PXE8	GCADT-1000001~9999999		
	PXU	PXU			
	QA26	QA26			BE78B A
	QAB3	QAB3	GCADT-1000001~		BE78A A
	QAG2	QAG2	GCADT-1000001~9999999		BE78B A
	QBE1	QBE1	GCADT-1000001~		BE75G A
	QD	QD		BE76D A	
	QH	QH		BE78A A	
QHB1	QHB1	BE75G A			

1

Model	Type	Parts catalogue type	Applicable engine serialNo.	Applicable carburetor identification No.
GX270T	QHB5	QHB5	GCADT-1000001~	BE78A A
	QHP1	QHP1		
	QMH	QMH		BE75G A
	QN	QN		
	QP	QP		
	QSE8	QSE8	GCADT-1000001~9999999	BE78A A
	QT1	QT1	GCADT-1000001~	BE75G A
	QTD	QTD		
	QTN	QTN		BE78A A
	QX	QX		
	QXCK	QXCK		
	QXE8	QXE8	GCADT-1000001~9999999	BE78A A
	QXE9	QXE9	GCADT-1000001~	BE78B A
	QXK	QXK		BE78A A
	QXQ4	QXQ4	GCADT-1000001~9999999	BE78B A
	QXU	QXU		BE78A A
	RA3	RA3	GCADT-1000001~	BE78B A
	SD	SD		BE76D A
	SH	SH		BE78A A
	SH2	SH2		
SN	SN	BE76D A		

Model	Type	Parts catalogue type	Applicable engine serialNo.	Applicable carburetor identification No.
GX270T	SX	SX	GCADT-1000001~	BE78A A
	SXE	SXE		BE78B A
	SXE8	SXE8	GCADT-1000001~9999999	BE78A A
	SXQ4	SXQ4		BE78B A
	SXU	SXU		BE78A A
	VKK	VKK	GCADT-1000001~	BE77W A
	VPK	VPK		BE77V A
	VS4	VS4		BE77M A/BE77T A
	VSD3	VSD3		BE77P A/B
	VSD4	VSD4		BE77P B
	VSP	VSP		BE78B A
	VX	VX		BE78A A
	VXE8	VXE8		BE78B A
	VXK	VXK		BE78A A
	VXT1	VXT1		BE75G A
	VXU	VXU	GCADT-1000001~9999999	BE78A A
	VXU1	VXU1		
	GX270T2	ES1	ES1	GCBHT-1000001~
LH		LH	BE78D A	
LH2		LH2		
LJG		LJG	BE75L A	

Model	Type	Parts catalogue type	Applicable engine serialNo.	Applicable carburetor identification No.
GX270T2	PX	PX	GCBHT-1000001~	BE78D A
	QBE1	QBE1		BE75Q A
	QCT	QCT		BE75N A
	QD	QD		BE76G A
	QH	QH		BE78D A
	QHB1	QHB1		BE75Q A
	QHB2	QHB2		BE75S A
	QHB5	QHB5		BE78D A
	QHP1	QHP1		
	QHT	QHT		
	QHT1	QHT1		
	QHTN	QHTN		BE75M A
	QMH	QMH		
	QN	QN		BE75Q A
	QP	QP		
	QTD	QTD		BE78D A
	QTN	QTN		
	QX	QX		
	QXCK	QXCK		
	QXE9	QXE9		BE75N A
QXK	QXK	BE21J A		
			BE78D A	

Model	Type	Parts catalogue type	Applicable engine serialNo.	Applicable carburetor identification No.
GX270T2	SD	SD	GCBHT-1000001~	BE76G A
	SH	SH		BE78D A
	SHB2	SHB2		BE75S A
	SHKR	SHKR		BE21J A
	SJG	SJG		BE75L A
	SX	SX		BE78D A
	SZAX	SZAX		BE90B A
	VKK	VKK		BE98C A
	VMT	VMT		BE98A A
	VPX6	VPX6		BE77Z A
	VS3	VS3		BE98A A
	VS4	VS4		BE98E A
	VSD4	VSD4		BE21J A
	VSP	VSP		BE78D A
	VX	VX		BE21J A
	VXE8	VXE8		BE78D A
	VXK	VXK		BE97B A
VZKK	VZKK			

\* Of carburetor identification numbers, only the portions underlined in the example below are used for registration.

BE 77M A KC 十  
 (A) (B)

## Features of each type

- See the following table for the features of each type. (Items in brackets are optional)

Specifications		Model	GX270T									
		Type	ES3	ES4	LH	LH2	LHB5	LP	LT	LW	LXE8	LXK
Crankshaft	20mm Ø Spline			●	●	●	●	●	●	●	●	●
	25mm Ø Straight											
	25.4mm Ø Straight											
	1" Thread											
	5/16" Tapered											
	M10 Tapered	●	●									
Muffler		●	●	●	●	●	●	●	●	●	●	
Spark arrester												
Starter motor										●		
Control box										●		
Reduction				●	●	●	●	●	●	●	●	
Muffler cover												
Fuel pump												

Specifications		Model	GX270T									
		Type	LXU	PX	PXE8	PXU	QA26	QAB3	QAG2	QBE1	QD	QH
Crankshaft	20mm Ø Spline	●										
	25mm Ø Straight											
	25.4mm Ø Straight					●	●	●	●	●	●	
	1" Thread		●	●	●							
	5/16" Tapered											
	M10 Tapered											
Muffler		●	●	●	●	●	●	●	●	●	●	
Spark arrester						●	●					
Starter motor				●					●			
Control box				●					●			
Reduction		●										
Muffler cover												
Fuel pump												

Specifications		Model	GX270T									
		Type	QHB1	QHB5	QHP1	QMH	QN	QP	QSE8	QT1	QTD	QTN
Crankshaft	20mm Ø Spline											
	25mm Ø Straight											
	25.4mm Ø Straight	●	●	●	●	●	●	●	●	●	●	
	1" Thread											
	5/16" Tapered											
	M10 Tapered											
Muffler		●	●	●	●	●	●	●	●		●	
Spark arrester		(●)										
Starter motor								●				
Control box								●				
Reduction												
Muffler cover		(●)										
Fuel pump												

Specifications		Model	GX270T									
		Type	QX	QXCK	QXE8	QXE9	QXK	QXQ4	QXU	RA3	SD	SH
Crankshaft	20mm Ø Spline											
	25mm Ø Straight								●	●	●	
	25.4mm Ø Straight	●	●	●	●	●	●	●				
	1" Thread											
	5/16" Tapered											
	M10 Tapered											
Muffler		●	●	●	●	●	●	●	●	●	●	
Spark arrester									(●)			
Starter motor				●	●							
Control box				●	●							
Reduction									●			
Muffler cover							(●)					
Fuel pump												

Specifications		Model	GX270T									
		Type	SH2	SN	SX	SXE	SXE8	SXQ4	SXU	VKK	VPK	VS4
Crankshaft	20mm Ø Spline											
	25mm Ø Straight	●	●	●	●	●	●	●				
	25.4mm Ø Straight											
	1" Thread											
	5/16" Tapered								●	●	●	
	M10 Tapered											
Muffler		●	●	●	●	●	●	●	●	●	●	
Spark arrester									●	●		
Starter motor					●	●			●	●		
Control box					●	●						
Reduction												
Muffler cover								(●)		(●)		
Fuel pump												

Specifications		Model	GX270T								
		Type	VSD3	VSD4	VSP	VX	VXE8	VXK	VXT1	VXU	VXU1
Crankshaft	20mm Ø Spline										
	25mm Ø Straight										
	25.4mm Ø Straight										
	1" Thread										
	5/16" Tapered	●	●	●	●	●	●	●	●	●	
	M10 Tapered										
Muffler		●	●	●	●	●	●	●	●	●	
Spark arrester		●	●			(●)					
Starter motor						●					
Control box						●					
Reduction											
Muffler cover		(●)	(●)			(●)					
Fuel pump											

Specifications		Model	GX270T2								
		Type	ES1	LH	LH2	LJG	PX	QBE1	QCT	QD	QH
Crankshaft	20mm Ø Spline		●	●	●						
	25mm Ø Straight										
	25.4mm Ø Straight						●	●	●	●	●
	1" Thread					●					
	5/16" Tapered										
	M10 Tapered	●									
Muffler		●	●	●	●	●	●	●	●	●	●
Spark arrester											(●)
Starter motor							●				
Control box							●				
Reduction			●	●	●						
Muffler cover											(●)
Fuel pump											

Specifications		Model	GX270T2									
		Type	QHB2	QHB5	QHP1	QHT	QHT1	QHTN	QMH	QN	QP	QTD
Crankshaft	20mm Ø Spline											
	25mm Ø Straight											
	25.4mm Ø Straight	●	●	●	●	●	●	●	●	●	●	
	1" Thread											
	5/16" Tapered											
	M10 Tapered											
Muffler		●	●	●	●	●	●	●	●	●		
Spark arrester		(●)										
Starter motor												
Control box												
Reduction												
Muffler cover		(●)										
Fuel pump		●										

Specifications		Model	GX270T2									
		Type	QTN	QX	QXCK	QXE9	QXK	SD	SH	SHB2	SHKR	SJG
Crankshaft	20mm Ø Spline											
	25mm Ø Straight						●	●	●	●	●	
	25.4mm Ø Straight	●	●	●	●	●						
	1" Thread											
	5/16" Tapered											
	M10 Tapered											
Muffler		●	●	●	●	●	●	●	●	●	●	
Spark arrester									(●)	●		
Starter motor					●							
Control box					●							
Reduction												
Muffler cover									(●)	(●)		
Fuel pump									●			

Specifications		Model	GX270T2									
		Type	SX	SZAX	VKK	VMT	VPX6	VS3	VS4	VSD4	VSP	VX
Crankshaft	20mm Ø Spline											
	25mm Ø Straight	●	●									
	25.4mm Ø Straight											
	1" Thread											
	5/16" Tapered			●		●	●	●	●	●	●	●
	M10 Tapered				●							
Muffler		●	●	●	●		●	●	●	●	●	
Spark arrester			(●)	●		●			●			
Starter motor			●	●								
Control box												
Reduction												
Muffler cover									(●)			
Fuel pump												

Specifications		Model	GX270T2		
		Type	VXE8	VXK	VZKK
Crankshaft	20mm Ø Spline				
	25mm Ø Straight				
	25.4mm Ø Straight				
	1" Thread				
	5/16" Tapered	●	●	●	
	M10 Tapered				
Muffler		●	●	●	
Spark arrester		(●)		●	
Starter motor		●		●	
Control box		●			
Reduction					
Muffler cover		(●)			
Fuel pump					

## Fuel hose, general purpose hoses and vinyl hose

- The standard part fuel hose, general purpose hose and vinyl hose may be substituted by the coiled bulk part.
- When ordering the standard part fuel hose, general purpose hose and vinyl hose use the bulk part number written in the parts catalog in brackets ( ) underneath the part name.
- When exchanging the hose, cut and use at the specified length as mentioned in the part name.  
(For the method of cutting the bulk part, and method of filling out orders etc., please refer to the instructions issued with the bulk part.)

### Bulk part number of fuel hose, general purpose hose and vinyl hose.

Example: 9 5 0 0 1 - 7 5 0 0 1 - 5 0 M

**Bulk part number:**

Refers to the bulk part.

**Marking code (fuel hose and general purpose hose)**

**Change code (Vinyl hose)**

Indicates number mark or change sequence, however, the code for the bulk part must be strictly 0 (zero).

**Types of code:**

- |             |  |                |             |              |               |
|-------------|--|----------------|-------------|--------------|---------------|
| • Fuel hose | 2: Red outside braid<br>(3 mm inside dia. only)        | • General hose | 1: Ash gray | • Vinyl hose | 1: Clear      |
|             | 5: Black inside braid                                  |                | 2: Ash gray |              | 2: Black      |
|             | 3: Red (3 mm inside dia. only)                         |                | 3: Black    |              | 3: Light red  |
|             | 4: Ash gray with red stripe<br>(3 mm inside dia. only) |                | 5: Black    |              | 6: Light red  |
|             | 6: Black   |                |             |              | 7: Pale black |

**Lengths:**

- |                     |  |
|---------------------|--|
| 001: 1 m (standard) | } Application or specification of some parts is not settled. |
| 003: 3 m            |  |
| 008: 8 m            |  |

**I.D code: (fuel hose and general purpose hose)**

- |            |                    |                    |                             |                             |
|------------|--------------------|--------------------|-----------------------------|-----------------------------|
| 30: 3.0 mm | 50: 5.0 mm         | 70: 7.0 mm         | 11: 11 mm                   | 12: 12 (outside dia. 17) mm |
| 35: 3.5 mm | 55: 5.3 mm, 5.5 mm | 75: 7.3 mm, 7.5 mm | 91: 12 (outside dia. 15) mm | 14: 14 mm                   |
| 45: 4.5 mm | 65: 6.5 mm         | 80: 8.0 mm         | 92: 12 (outside dia. 16) mm | 17: 17 mm                   |

**ID./OD. code: (vinyl hose)**

- |                         |                          |                           |                           |                           |
|-------------------------|--------------------------|---------------------------|---------------------------|---------------------------|
| 01: ID. 2.9, OD. 6.8 mm | 12: ID. 5.0, OD. 7.0 mm  | 21: ID. 8.0, OD. 9.0 mm   | 37: ID. 11.0, OD. 15.0 mm | 50: ID. 16.0, OD. 19.0 mm |
| 03: ID. 3.0, OD. 6.0 mm | 10: ID. 5.0, OD. 8.0 mm  | 23: ID. 8.0, OD. 12.0 mm  | 38: ID. 12.0, OD. 13.0 mm | 55: ID. 17.5, OD. 20.5 mm |
| 05: ID. 3.5, OD. 6.5 mm | 11: ID. 5.0, OD. 9.0 mm  | 25: ID. 9.0, OD. 11.0 mm  | 39: ID. 12.0, OD. 14.0 mm | 60: ID. 22.0, OD. 27.0 mm |
| 07: ID. 4.0, OD. 7.0 mm | 14: ID. 6.0, OD. 9.0 mm  | 27: ID. 9.0, OD. 13.0 mm  | 40: ID. 12.0, OD. 16.0 mm |                           |
| 08: ID. 4.5, OD. 6.5 mm | 17: ID. 7.0, OD. 9.0 mm  | 33: ID. 10.0, OD. 14.0 mm | 43: ID. 13.0, OD. 15.0 mm |                           |
| 09: ID. 4.5, OD. 8.0 mm | 19: ID. 7.0, OD. 11.0 mm | 36: ID. 11.0, OD. 13.0 mm | 45: ID. 14.0, OD. 18.0 mm |                           |

**Hose type:**

- 1: Fuel hose
- 3: Vinyl hose
- 5: General hose

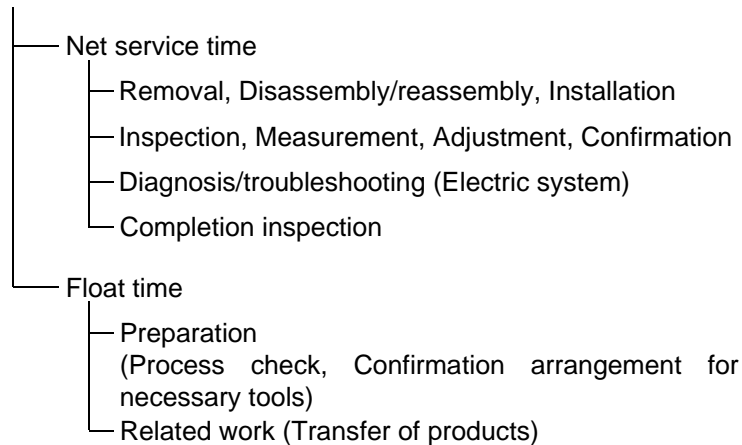
⊙ **CAUTION: It is DANGEROUS to confuse the fuel hose with the general purpose hose or vinyl hose.**

Never use a general purpose hose or vinyl hose in place of a fuel hose or vice versa. Always use the correct bulk part in the parts catalogue, according to the service manual or the instructions issued with the bulk part.

## FLAT RATE SERVICE TIME

Flat rate service time (FRT) means the standard time required to service a product, which is listed in this manual to help the dealers control the actual working process and calculate the service charge by using it as a guide.

### FRT setting system



\* Float time is set by multiplying the net service time by a given coefficient.

### Editorial style

The service items shown in the text are listed with the exchange work time for the repair sales parts as the subject. Other representative service items not using repair parts (removal/installation, adjustment, inspection/measuring, and other work) are listed collectively in the list in the preface, classified according to the work.

### FRT setting standard

- Decimal system (in unit of 0.1) is adopted to set FRT as it is convenient to calculate the wage.  
Example: (0.1) → 6 minutes, (0.2) → 12 minutes  
[Labor cost per hour] x [FRT] = [Wage]
- FRT is set with a hand tool.
- Service items and FRT can be subject to change depending on development of tools and service equipment and improvement in service procedure.

**Work procedure**

- As the work procedure is set with the work time according to the method in the separate Service Manual, refer to this Manual as required.
- Work methods permitting servicing in the shortest time still permitting assurance of safe work and product warranty are used for the setting of service items not listed in the Service Manual.
- Work basically is to be performed by one person, and when two or more people are required, setting is done as the total time for the number of people.
- The set value for the technological level of the workers uses a person with three years of experience in the repair of Honda products as the standard.
- Special tools and service equipment used to set FRT are those specified or recommended in Service Manual.

**Service item whose FRT is not presented**

- Accessories and service parts that are not listed to use in this manual.
  - Locations with little aging deterioration or breakage during normal use.
  - Service work that can be finished by one touch.
  - Service work that is seldom done (i.e. extremely small causes of trouble and service frequency).
  - Products and parts whose location for installation differs according to its status of use and application.
- \* When FRT is not presented, please calculate wages based on appropriate actual work time.

**Operation not included of FRT**

- Oil and coolant water draining, Waiting time for warming up operation and etc..
- Additional operation that involves removal/installation of standard exterior equipment.
- Indirect time spent for service by visiting the customer, trade-in, and delivery.
- Indirect time required for ordering and delivery of parts.
- Cost for grease, adhesive agent, etc. used for service work.

**Explanation of FRT by using an example  
(The example may differ from the actual presented items)**

Ref. No.	L.O.N.	(Relative ref. Number) Description	F.R.T.
①	1111L1	④ VALVE, INTAKE .....4.1	②
②		⑧ • NOTE: OHV type	⑦
③	1111L1A	⑤ • Includes: Engine removal and installation One head (intake all) add .....1.4	

- ① Reference No. of the illustration of part that shows location of the replacement work.
- ② FRT is an abbreviation of Flat Rate Time indicating the standard service time required for the replacement.
- ③ LON is an abbreviation of Labor Operation Number, and it is a classification of the service items by the work unit code.

The same operation code is used regardless of the models.

Standard operation is indicated with 6 digits code, and additional operation is indicated with 7 digits code.

- ④ Indicating the intake valve replacement and FRT4.1.
- ⑤ Indicating FRT1.4 that will be added when additional operation (whole intake side of one cylinder head) is done in association with intake valve replacement.

- ⑥ Indicating work condition or application condition of the service item.
- ⑦ Indicating work contents that are included in the service item.
- ⑧ Indicating a reference No. whose operation and time are the same as FRT4.1 for the intake valve.

(The application range is limited to the service items without an LON setting within a same block.)

**How to refer to the service item by using the sample  
(intake valve replacement)**

Open to the page of the block where the intake valve's spare part illustration is shown.



Look for the intake valve illustration, and refer to the service item and FRT that agree with the reference No.

Indication mark for the listing of service items that continues to the following page

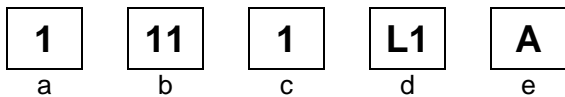
Ref. No.	L.O.N.	(Relative ref. Number) Description	F.R.T.
2	1111L1	VALVE, INTAKE .....	4.1
	.	.	.
	.	.	.

+  
Mark indicated at the last line.

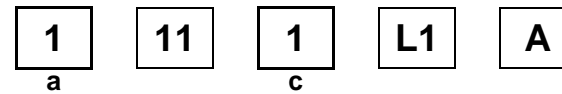
Indication of the block with no setting of FRT

Ref. No.	L.O.N.	(Relative ref. Number) Description	F.R.T.
NO INFORMATION .....			

• LON code system



- a) Category code..... Engine
- b) Location/function code..... Engine upper
- c) Operation code..... Replace
- d) Operation sequence number (Unit code can be shown with alphabet)  
..... Intake valve  
(No regular rule of code)
- e) Additional code ..... One head (intake all)  
(No regular rule of code)



a) Category codes and classification

Code	Category
1	Engine
2	Power drive
3	Fuel & Exhaust
4	Frame & Body
5	Steering
6	Electrical
7	Axle & Brake
8	Control system
9	-
0	Attachments

c) Operation codes and classification

Code	Operation category
1	Replace, Removal/Installation, Change
2	Overhaul
3	Adjust, Rotation
4	(Paint-related work: Top-coat)
5	Test, Inspect/diagnose, Measurement
6	(Overhaul-related work: Rebore)
7	(Overhaul-related work: Reseal)
8	(Resurface)
9	(Paint-related work: Refinish)
0	Repair, Cleaning, Air bleeding

Major service items without using spare parts  
 Adjustment, Inspection/Measurement, Overhaul, Other work

E: Engine, T: Transmission, D: Drive system, B: Body and related parts

• **Adjustment**

	LON	DESCRIPTION	FRT
E	1113A1	<b>VALVE CLEARANCE-ADJUSTMENT</b> NOTE: For 1 product	0.3
	1163A0	<b>CONTROL, THROTTLE/GOVERNOR-ADJUSTMENT</b>	0.2
	3113A2	<b>CARBURETOR IDLE-ADJUSTMENT</b>	0.2

• **Inspection/Measurement**

	LON	DESCRIPTION	FRT
E	1105A0	<b>ENGINE OIL-INSPECTION</b>	0.1

• **Overhaul**

Work condition: The required Measurements, inspections, adjustments, and cleaning/washing of each part are performed, including the main body removal/installation work and the replacement of defective parts.

	LON	DESCRIPTION	FRT
E	3112A0	<b>CARBURETOR-OVERHAUL</b> INCLUDES: All necessary adjustment	0.6
	3112A0A	iGX type add	0.2

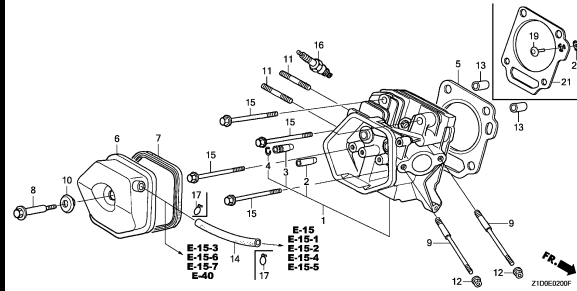
• **Other work**

	LON	DESCRIPTION	FRT
E	1101E1	<b>ENGINE OIL-CHANGE</b> INCLUDES: Engine oil-inspection	0.2
	3120A0	<b>AIR CLEANER-CLEANING</b> INCLUDES: Air cleaner-inspection	0.2
	3130A0	<b>SPARK ARRESTER-CLEANING</b> INCLUDES: Spark arrester-inspection	0.2
	6140A0	<b>SPARK PLUG-ADJUSTMENT/CLEANING</b> INCLUDES: Spark plug check NOTE: For 1 product	0.1

# ENGINE GROUP

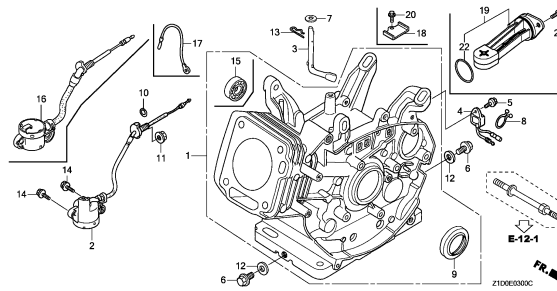
E-2

CYLINDER HEAD



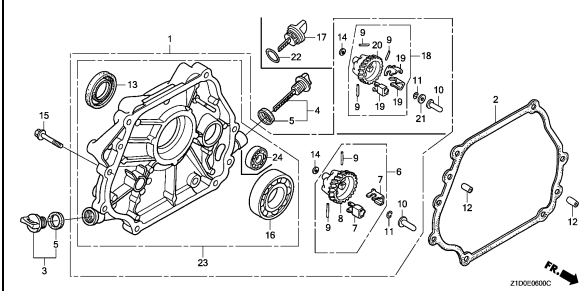
E-3

CYLINDER BARREL



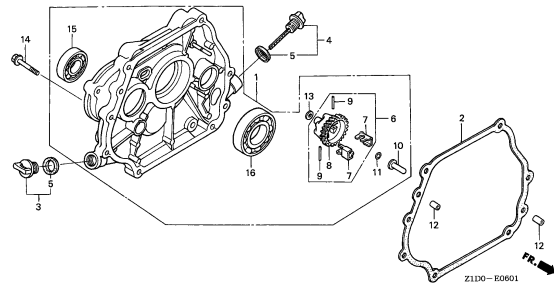
E-6

CRANKCASE COVER(1)



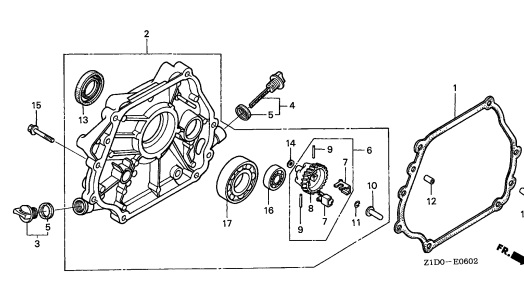
E-6-1

CRANKCASE COVER(2)



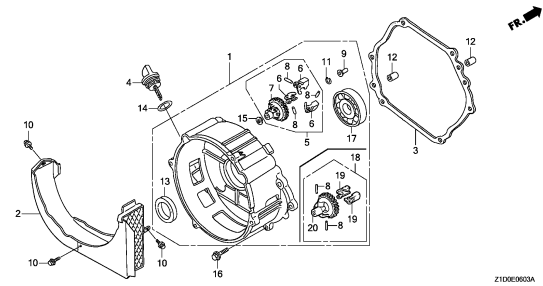
E-6-2

CRANKCASE COVER(3)



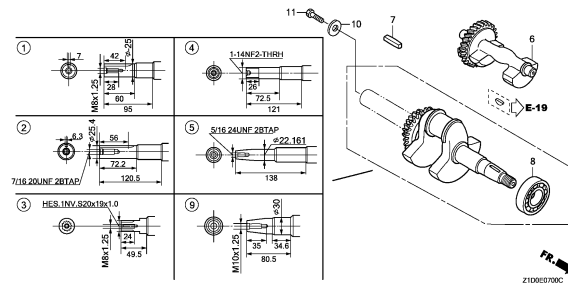
E-6-3

CRANKCASE COVER(4)



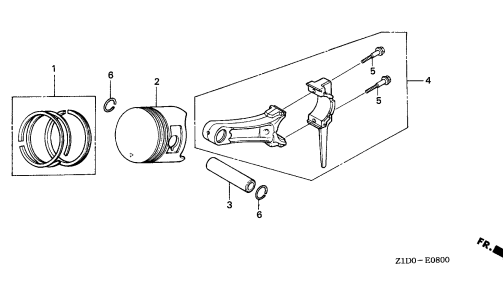
E-7

CRANKSHAFT



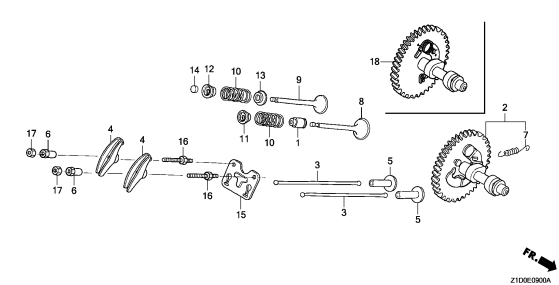
E-8

PISTON



E-9

CAMSHAFT

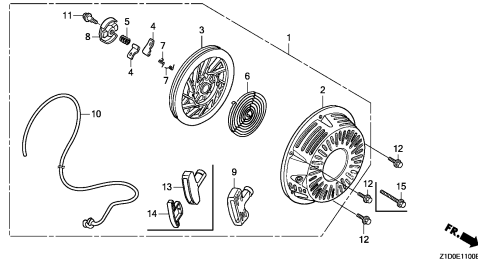


2

# ENGINE GROUP

E-11

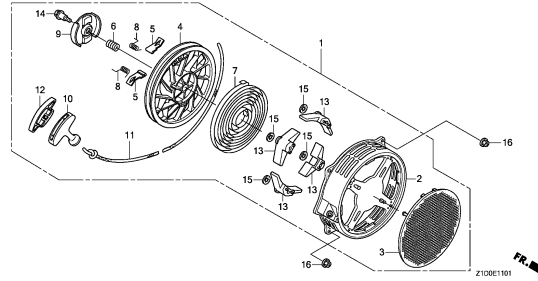
RECOIL STARTER(1)



Z10DE11000

E-11-1

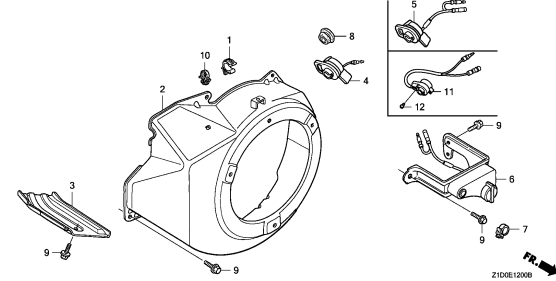
RECOIL STARTER(2)



Z10DE1101

E-12

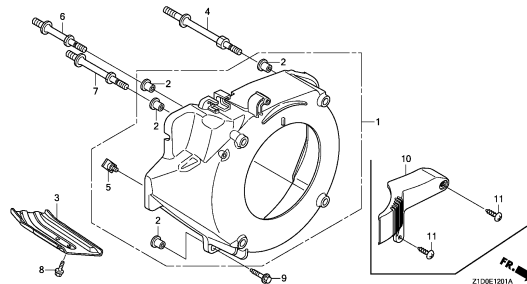
FAN COVER(1)



Z10DE12000

E-12-1

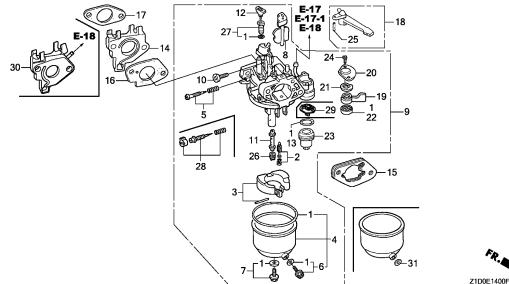
FAN COVER(2)



Z10DE1201A

E-14

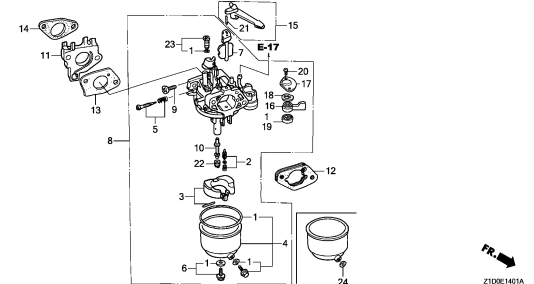
CARBURETOR(1)



Z10DE1400F

E-14-1

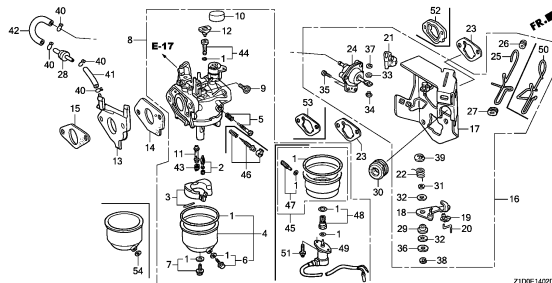
CARBURETOR(2)



Z10DE1401A

E-14-2

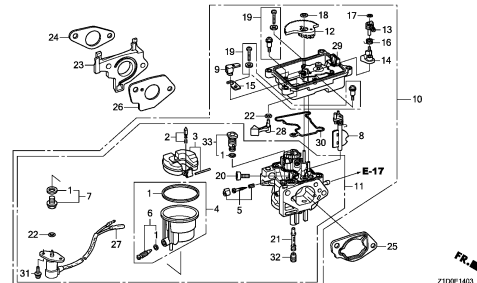
CARBURETOR(3)



Z10DE14020

E-14-3

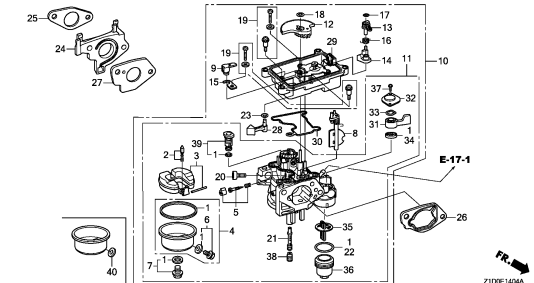
CARBURETOR(4)



Z10DE1403

E-14-4

CARBURETOR(5)



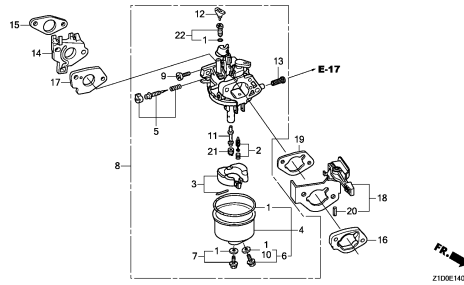
Z10DE1404A

2

# ENGINE GROUP

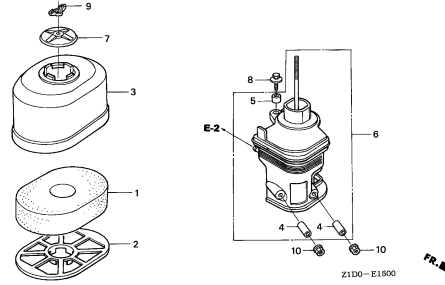
E-14-5

CARBURETOR(6)



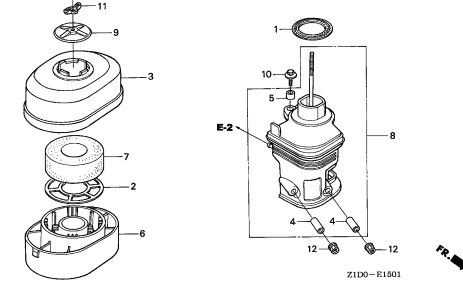
E-15

AIR CLEANER(1)



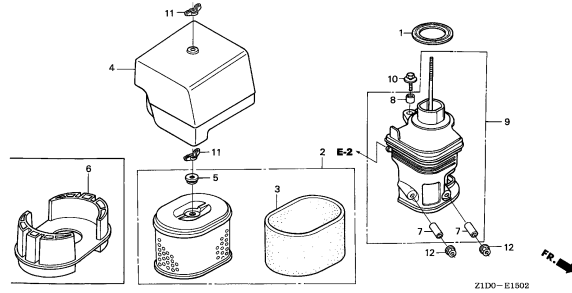
E-15-1

AIR CLEANER(2)



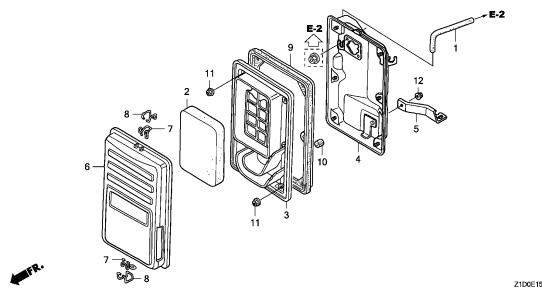
E-15-2

AIR CLEANER(3)



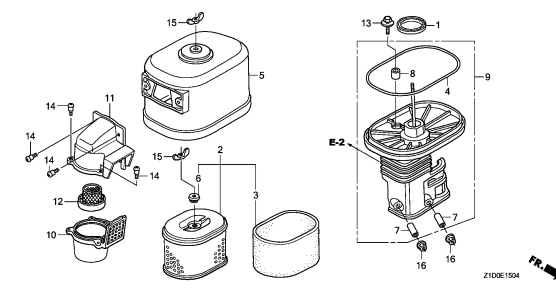
E-15-3

AIR CLEANER(4)



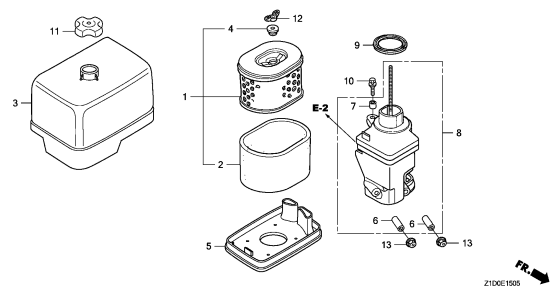
E-15-4

AIR CLEANER(5)



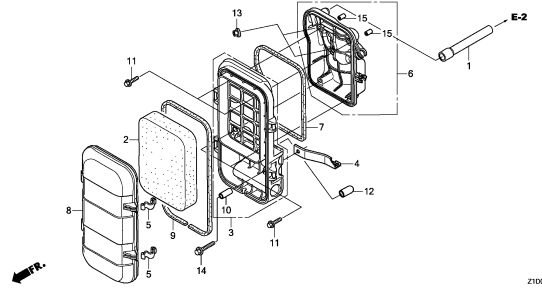
E-15-5

AIR CLEANER(6)



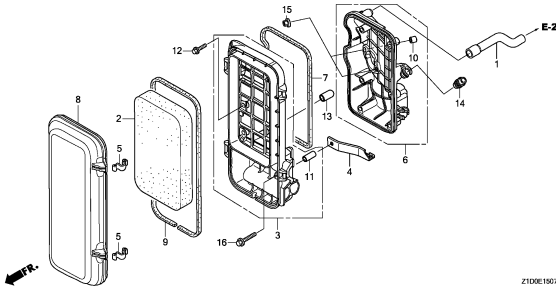
E-15-6

AIR CLEANER(7)



E-15-7

AIR CLEANER(8)

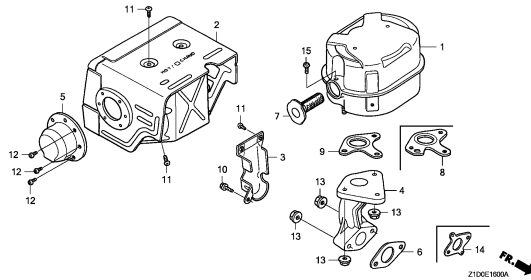


2

# ENGINE GROUP

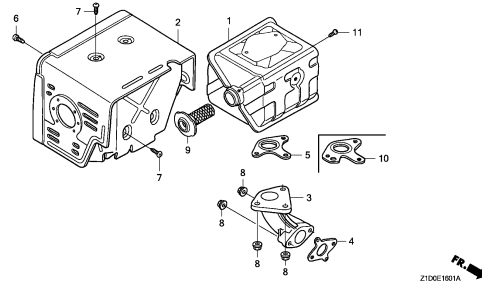
E-16

MUFFLER(1)



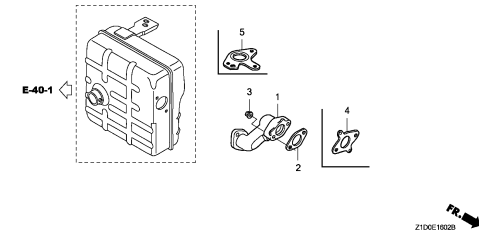
E-16-1

MUFFLER(2)



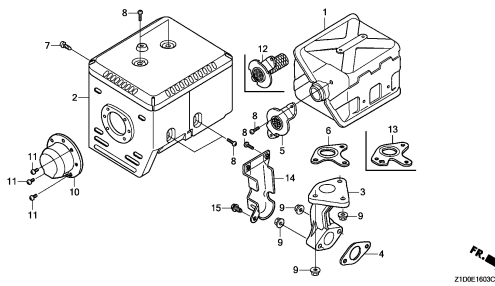
E-16-2

MUFFLER(3)



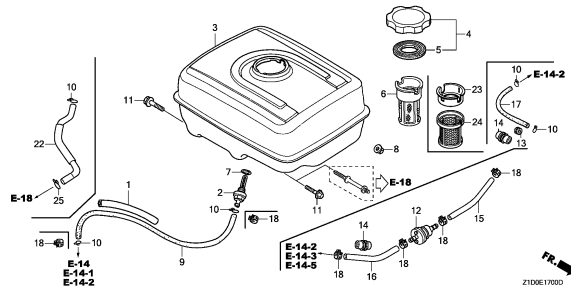
E-16-3

MUFFLER(4)



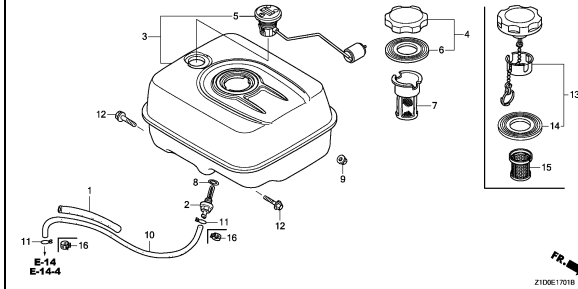
E-17

FUEL TANK(1)



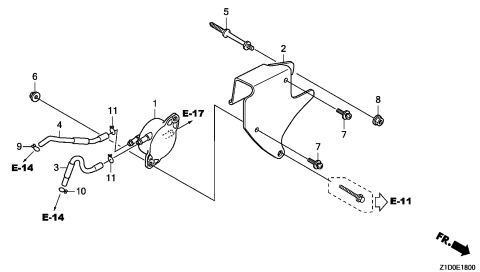
E-17-1

FUEL TANK(2)



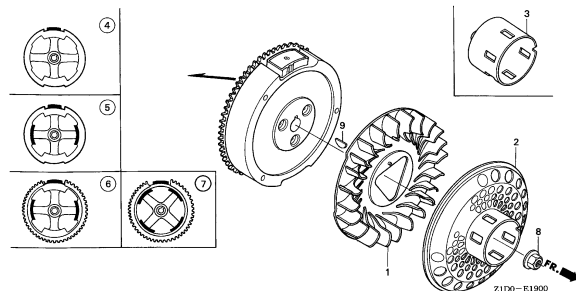
E-18

FUEL PUMP



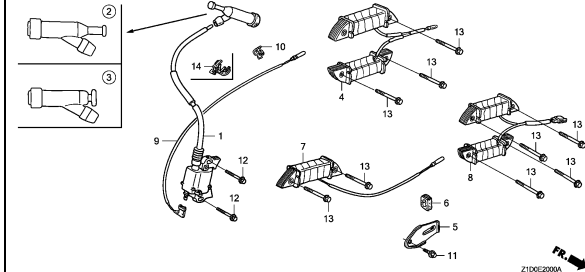
E-19

FLYWHEEL



E-20

IGNITION COIL(GX270T)

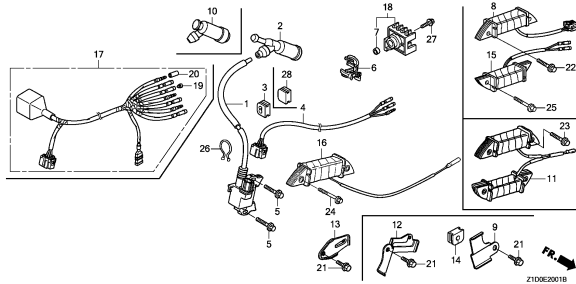


2

# ENGINE GROUP

E-20-1

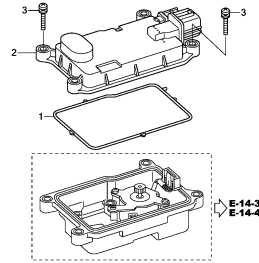
IGNITION COIL(GX270T2)



Z100E2010

E-20-10

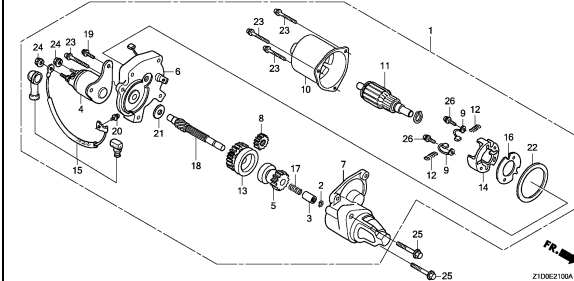
ELECTRONIC CONTROL UNIT



Z100E2010A

E-21

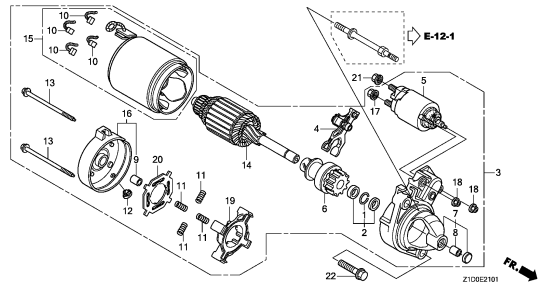
STARTER MOTOR(1)



Z100E2100A

E-21-1

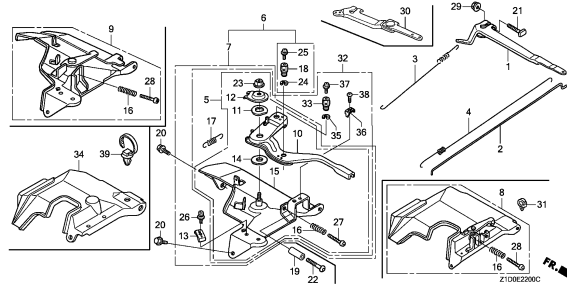
STARTER MOTOR(2)



Z100E2101

E-22

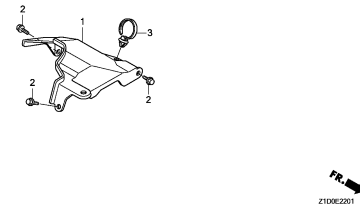
CONTROL(1)



Z100E2200C

E-22-1

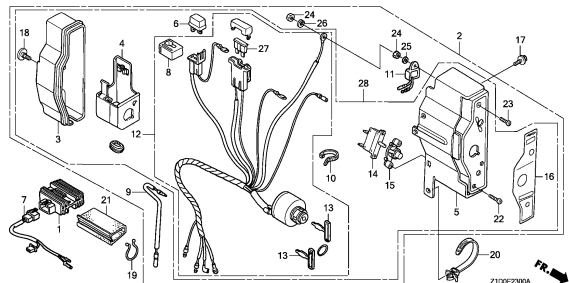
CONTROL(2)



Z100E2201

E-23

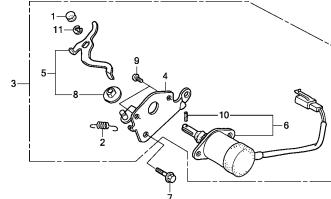
CONTROL BOX



Z100E2300A

E-23-20

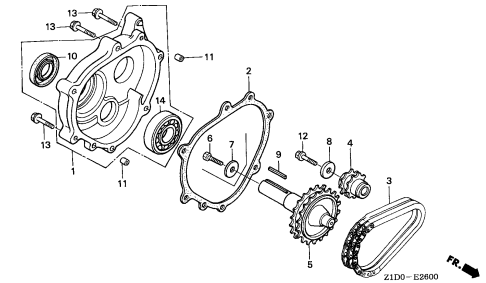
AUTO THROTTLE



Z100E2300

E-26

REDUCTION(1/2)

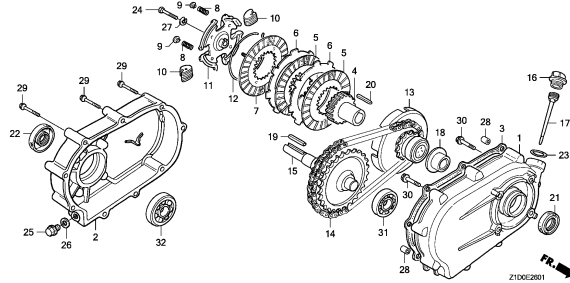


Z1D0-E2600

# ENGINE GROUP

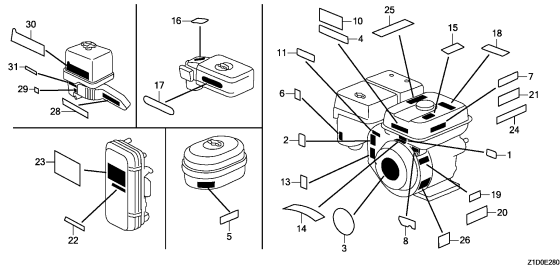
E-26-1

REDUCTION(1/2)(CLUTCH)



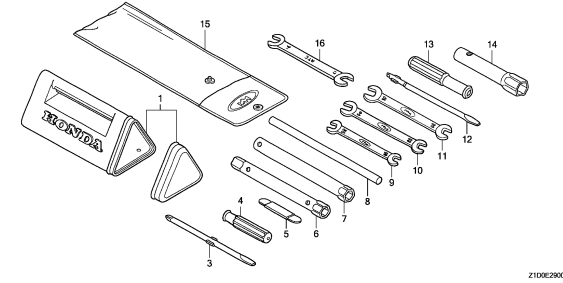
E-28

LABEL



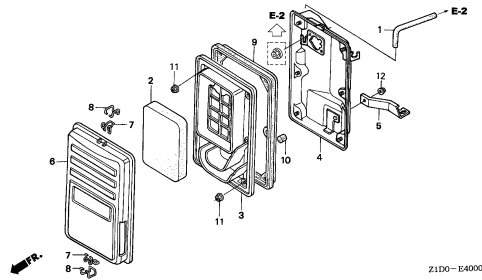
E-29

TOOL



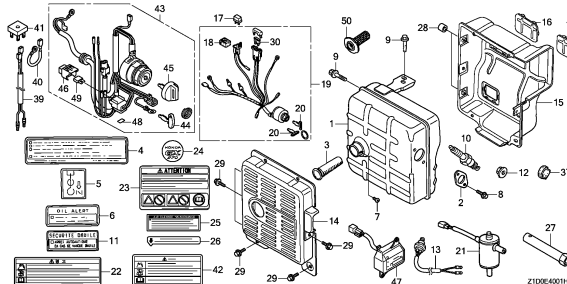
E-40

OTHER PARTS(AIR CLEANER)



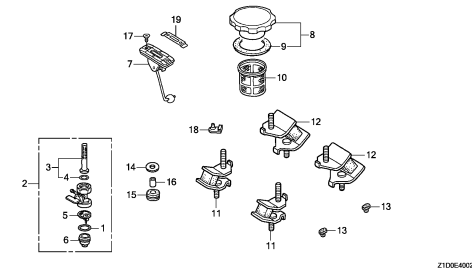
E-40-1

OTHER PARTS(MUFFLER)



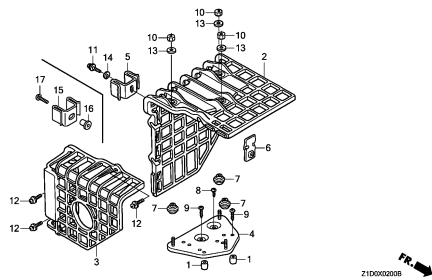
E-40-2

OTHER PARTS(FUEL COCK)



EOP-2

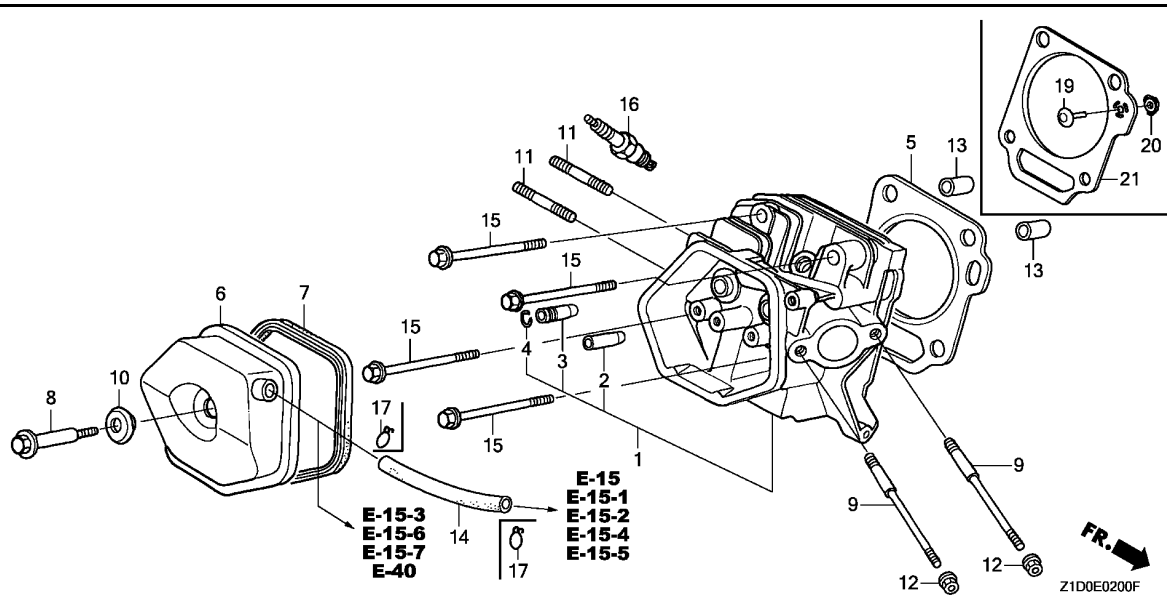
MUFFLER COVER



2

# E-2

# CYLINDER HEAD

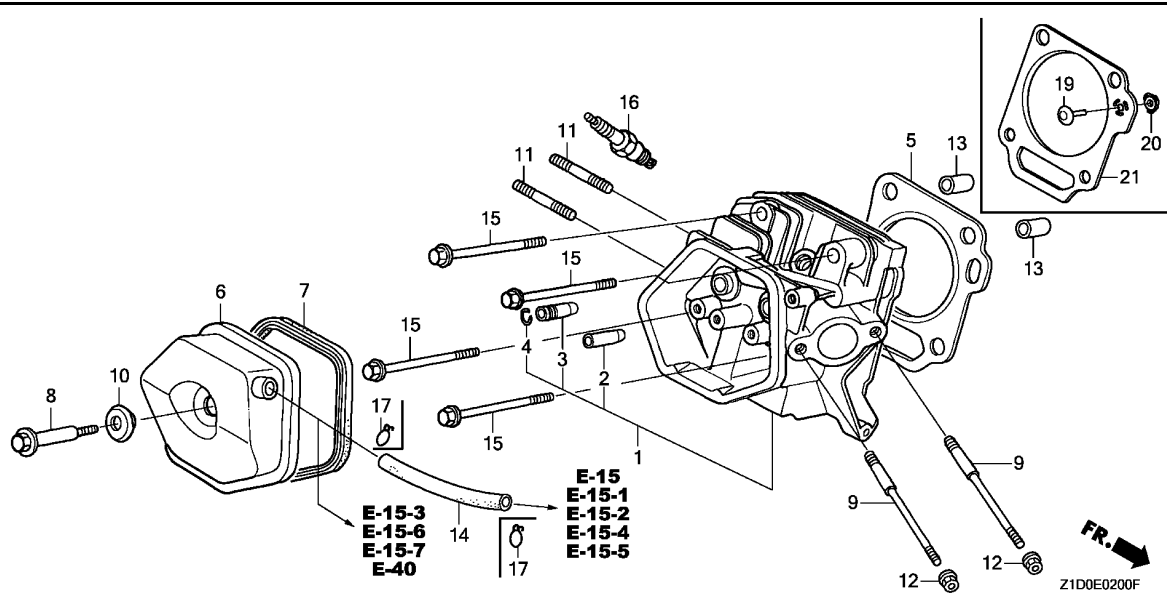


Ref. No.	L.O.N.	(Relative ref. Number) Description	F.R.T.
1	1111N3	HEAD, CYLINDER ..... .INCLUDES: Valve clearance adjustment and reface	0.9
	1111N3C	.iGX type add .....	0.2
2	1111E9	GUIDE, INTAKE VALVE ..... .INCLUDES: Valve clearance adjustment	0.8
	1111E9E	.Replace intake and exhaust all add .....	0.3
	1111E9H	.iGX type add .....	0.2
3	1111E8	GUIDE, EXHAUST VALVE ..... .INCLUDES: Valve clearance adjustment	0.8
	1111E8E	.Replace intake and exhaust all add .....	0.3
	1111E8H	.iGX type add .....	0.2
5	1111N4	GASKET, CYLINDER HEAD .....	0.5
	1111N4C	.iGX type add .....	0.2
6	1111D5	CYLINDER HEAD COVER AND/OR PACKING .....	0.1
14	1111K5	TUBE, BREATHER .....	0.2
16	6141C1	PLUG, SPARK .....	0.1
		.INCLUDES: Spark plug check	

Ref. No.	Part No.	Description	Reqd. QTY		Serial No.	Parts catalogue code
			GX 270 T	GX 270 T2		
1	12200-Z1D-405 12210-Z5K-405	HEAD COMP., CYLINDER .....	1	-		ES1, LH, LH2, LJG, PX, QBE1, QCT, QD, QH, QHB1, QHB5, QHP1, QHT, QHT1, QHTN, QMH, QN, QP, QTD, QTN, QX, QXCK, QXE9, QXK, SD, SH, SHKR, SJG, SX, SZAX, VKK, VMT, VPX6, VS3, VS4, VSD4, VSP, VX, VXE8, VXK, VZKK
	12210-Z1D-405	.....	-	1		QHB2, SHB2
2	12204-ZE2-306	GUIDE, IN. VALVE(O.S.) .....	1	1		
3	12205-ZE2-305	GUIDE, EX. VALVE(O.S.) .....	1	1		
4	12216-ZE2-300	CLIP, VALVE GUIDE .....	1	1		
5	12251-Z1D-801	GASKET, CYLINDER HEAD (THAI LEAKLESS) .....	1	-		ES3, ES4, LH, LH2, QBE1, QHB1, QN, QTD, QTN, QXCK, QXE9, RA3, SH2, SXE, VKK, VPK, VS4, VSP, VXE8
	12251-ZH9-000	GASKET, CYLINDER HEAD .....	1	-		LXE8, LXU, PXE8, PXU, QA26, QAG2, QSE8, QXE8, QXQ4, QXU, SXE8, SXQ4, SXU, VXU1
			1	-	1060424	LH, LHB5, LP, LT, LW, PX, QAB3, QD, QH, QHB5, QHP1, QMH, QP, QT1, QX, SD, SH, SN, SX, VSD3, VX, VXT1, VXU
			1	-	1182022	LXK, QXK, VSD4, VXK
	12251-Z1D-801	GASKET, CYLINDER HEAD (THAI LEAKLESS) .....	1	-	1060425	LH, LHB5, LP, LT, LW, PX, QAB3, QD, QH, QHB5, QHP1, QMH, QP, QT1, QX, SD, SH, SN, SX, VSD3, VX, VXT1, VXU
			1	-	1182023	LXK, QXK, VSD4, VXK
	12251-Z5K-003	GASKET, CYLINDER HEAD .....	-	1		ES1, LH, LH2, LJG, PX, QBE1, QCT, QD, QH, QHB1, QHB5, QHP1, QHT, QHT1, QHTN, QMH, QN, QP, QTD, QTN, QX, QXCK, QXE9, QXK, SD, SH, SHKR, SJG, SX, SZAX, VKK, VMT, VPX6, VS3, VS4, VSD4, VSP, VX, VXE8, VXK, VZKK
6	12310-ZE2-020	COVER COMP., HEAD .....	1	-		ES3, ES4, LH, LH2, LHB5, LP, LT, LW, LXE8, LXK, LXU, PX, PXE8, PXU, QA26, QAB3, QAG2, QBE1, QD, QH, QHB1, QHB5, QHP1, QMH, QN, QP, QSE8, QT1, QTD, QTN, QX, QXE8, QXE9, QXK, QXQ4, QXU, RA3, SD, SH, SH2, SN, SX, SXE, SXE8, SXQ4, SXU, VKK, VPK, VS4, VSD3, VSD4, VSP, VX, VXE8, VXK, VXT1, VXU, VXU1
	12310-ZE3-791	COVER COMP., HEAD (BREATHER TUBE JOINT) .....	1	-		QXCK

# E-2

# CYLINDER HEAD



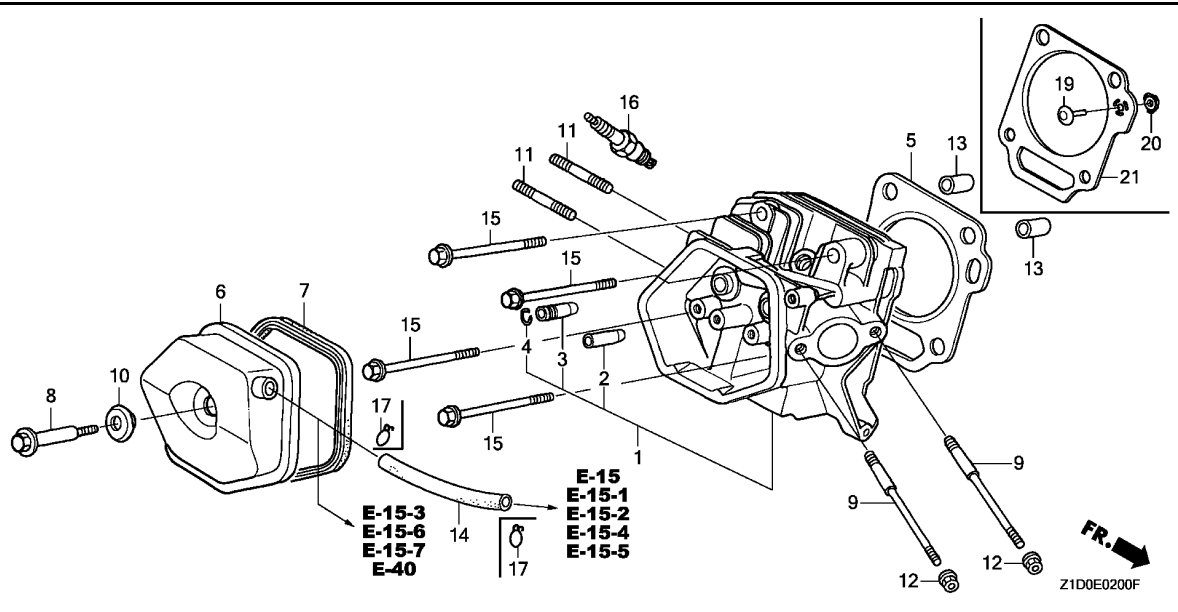
Ref. No.	L.O.N.	(Relative ref. Number) Description	F.R.T.
19	(20)	1111CA VALVE, UMBRELLA CHECK .....	0.5

Ref. No.	Part No.	Description	Reqd. QTY		Serial No.	Parts catalogue code
			GX 270 T	GX 270 T2		
(6)	12310-ZE2-020	COVER COMP., HEAD .....	-	1	ES1,LJG,QHT,QHT1,QHTN,SHKR,SJG,SZAX,VKK,VMT,VPX6,VS3,VS4,VSD4,VZKK	
	12310-ZE3-791	COVER COMP., HEAD (BREATHER TUBE JOINT) .....	-	1	QCT,QHB2,SHB2	
	12310-Z5T-000	COVER, CYLINDER HEAD .....	-	1	1015630 LH,LH2,PX,QBE1,QD,QH,QHB1,QHB5,QHP1,QMH,QN,QP,QTD,QTN,QX,QXE9,QXK,SD SH,SX,VSP,VX,VXE8,VXK	
	12310-Z5T-800	COVER COMP., CYLINDER HEAD ..	-	1	1059578 QXCK	
	12310-ZE2-020	COVER COMP., HEAD .....	-	1	1015631 LH,LH2,PX,QBE1,QD,QH,QHB1,QHB5,QHP1,QMH,QN,QP,QTD,QTN,QX,QXE9,QXK,SD SH,SX,VSP,VX,VXE8,VXK	
	12310-ZE3-791	COVER COMP., HEAD (BREATHER TUBE JOINT) .....	-	1	1059579 QXCK	
7	12391-ZE2-020	PACKING, HEAD COVER .....	1	1		
8	90014-ZE2-000	BOLT, HEAD COVER .....	1	-		
	90014-Z5T-000	.....	-	1		
9	90042-ZE2-000	BOLT, STUD, 8X123 .....	2	2	ES1,LH,LH2,LHB5,LJG,LP,LT,LW,LXE8,LXK,LXU,PX,PXE8,PXU,QA26,QAB3,QAG2 QBE1,QCT,QD,QH,QHB1,QHB2,QHB5,QHP1,QHT,QHT1,QHTN,QMH,QN,QP,QSE8,QT1 QTD,QTN,QX,QXCK,QXE8,QXE9,QXK,QXQ4,QXU,RA3,SD,SH,SH2,SHB2,SHKR,SJG,SN SX,SXE,SXE8,SXQ4,SXU,VSP,VX,VXE8,VXK,VXT1,VXU,VXU1	
	90042-ZE2-700	BOLT, STUD, 8X98 .....	2	-	ES3,ES4,VKK,VPK,VS4,VSD3,VSD4	
	90042-ZE8-000	BOLT, STUD, 8X131.5 .....	-	2	SZAX	
	90042-ZK2-D60	BOLT, STUD, 8X106 .....	-	2	VKK,VMT,VPX6,VS3,VS4,VSD4	
	90042-ZB7-000	BOLT, STUD, 8X111 .....	-	2	VZKK	
10	90441-ZE2-010	WASHER COMP., HEAD COVER ....	1	1		
11	92900-08032-0E	BOLT, STUD, 8X32 .....	2	2	ES1,ES3,ES4,LH,LH2,LHB5,LJG,LP,LT,LW,LXE8,LXK,LXU,PX,PXE8,PXU,QA26 QAB3,QAG2,QBE1,QCT,QD,QH,QHB1,QHB2,QHB5,QHP1,QHT,QHT1,QHTN,QMH,QN,QP QSE8,QT1,QTD,QTN,QX,QXCK,QXE8,QXE9,QXK,QXQ4,QXU,RA3,SD,SH,SH2,SHB2 SHKR,SJG,SN,SX,SXE,SXE8,SXQ4,SXU,SZAX,VKK,VMT,VPK,VS3,VS4,VSD3,VSD4 VSP,VX,VXE8,VXK,VXT1,VXU,VXU1,VZKK	
	90018-ZK6-P10	BOLT, STUD, 8X22 .....	-	2	VPX6	



# E-2

# CYLINDER HEAD

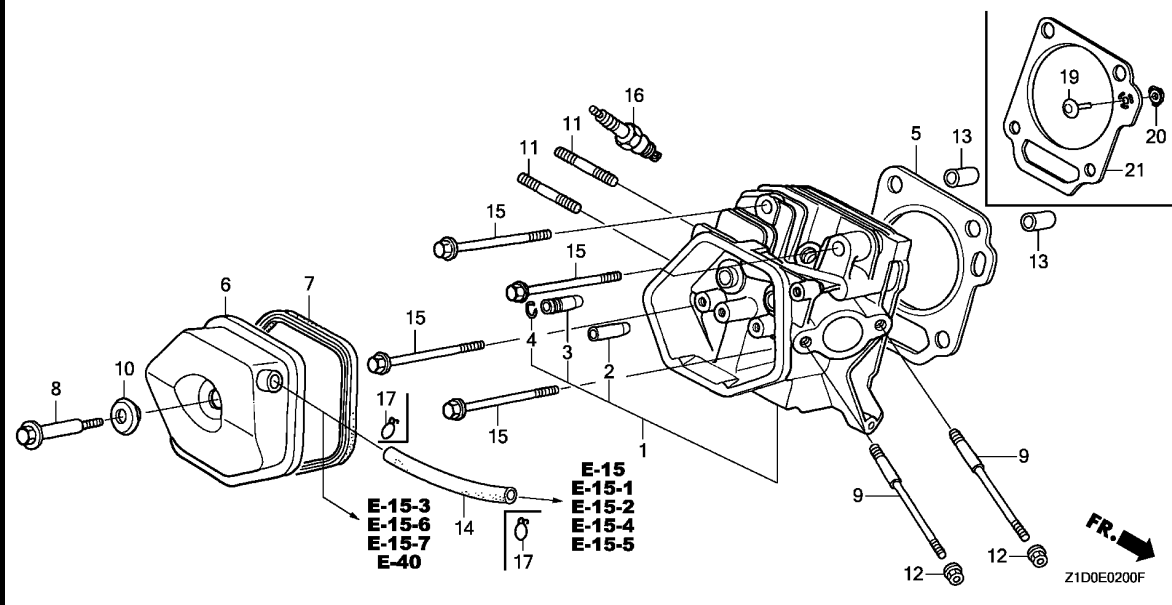


Ref. No.	Part No.	Description	Reqd. QTY		Serial No.	Parts catalogue code
			GX 270 T	GX 270 T2		
12	94050-06000	NUT, FLANGE, 6MM	2	-	-----	ES3,ES4,VKK,VPK,VS4,VSD3,VSD4
13	94301-12200	DOWEL PIN, 12X20	2	2	-----	
14	12315-ZE3-840	TUBE, BREATHER	1	1	-----	QCT,QXCK
	95005-11100-30	TUBE, 11X100(95005-11001-30M)	1	-	-----	LH,LH2,LHB5,LP,LT,LW,LXE8,LXK,LXU,PX,PXE8,PXU,QA26,QAB3,QAG2,QBE1,QD,QH,QHB1,QHB5,QHP1,QMH,QN,QP,QSE8,QT1,QTD,QTN,QX,QXE8,QXE9,QXK,QXQ4,QXU,RA3,SD,SH,SH2,SN,SX,SXE,SXE8,SXQ4,SXU,VSP,VX,VXE8,VXK,VXT1,VXU,VXU1
	12357-Z5T-020	TUBE, BREATHER	-	1	-----	ES1,LJG,QHT,QHT1,QHTN,SHKR,SJG,SZAX
	95005-11100-30	TUBE, 11X100(95005-11001-30M)	-	1	-----	QBE1,QHB1,QP,QTD,QTN,QXE9,VXE8
	12357-Z1D-R60	TUBE, BREATHER	-	1	-----	QHB2,SHB2
	12357-Z5T-010	-----	-	1	1033929	LH,LH2,PX,QD,QH,QHB5,QHP1,QMH,QN,QX,QXK,SD,SH,SX,VSP,VX,VXK
	12357-Z5T-020	-----	-	1	1033930	LH,LH2,PX,QD,QH,QHB5,QHP1,QMH,QN,QX,QXK,SD,SH,SX,VSP,VX,VXK
15	95701-10080-00	BOLT, FLANGE, 10X80	4	4	-----	
16	98079-56871	PLUG, SPARK (BP6ES) (NGK)	1	1	-----	ES1,ES3,ES4,LJG,LT,QCT,QD,QHT,QHT1,QHTN,QN,QT1,QTD,QTN,SD,SJG,SN
	98079-56854	PLUG, SPARK (W20EP-U) (DENSO)	1	1	-----	ES1,ES3,ES4,LJG,SJG
	98079-56876	PLUG, SPARK (BPR6ES) (NGK)	1	1	-----	LH,LH2,LHB5,LP,LW,LXE8,LXK,LXU,PX,PXE8,PXU,QA26,QAB3,QAG2,QBE1,QH,QHB1,QHB2,QHB5,QHP1,QMH,QP,QSE8,QX,QXCK,QXE8,QXE9,QXK,QXQ4,QXU,RA3,SH,SH2,SHB2,SHKR,SX,SXE,SXE8,SXQ4,SXU,SZAX,VSP,VX,VXE8,VXK,VXT1,VXU,VXU1
	98079-55841	PLUG, SPARK (BP5ES) (NGK)	(1)	(1)	-----	LJG,LT,QD,SD,SJG,SN
	98079-55876	PLUG, SPARK (BPR5ES) (NGK)	1	1	-----	VKK,VMT,VPK,VPX6,VS3,VS4,VSD3,VSD4,VZKK
	98079-55855	PLUG, SPARK (W16EPR-U) (DENSO)	1	1	-----	VKK,VMT,VPK,VS3,VS4,VZKK
	98079-55846	PLUG, SPARK (BPR5ES) (NGK)	(1)	-	-----	ES3,ES4,QXE9,RA3,SXE,VKK,VPK,VXE8
	98079-55855	PLUG, SPARK (W16EPR-U) (DENSO)	(1)	-	-----	ES3,ES4,QXE9,RA3,SXE,VXE8
	98079-55876	PLUG, SPARK (BPR5ES) (NGK)	(1)	-	-----	LH,LH2,LHB5,LP,LW,LXE8,LXK,LXU,PX,PXE8,PXU,QA26,QAB3,QAG2,QBE1,QH,QHB1,QHB5,QHP1,QMH,QN,QP,QSE8,QT1,QTD,QTN,QX,QXCK,QXE8,QXE9,QXK,QXQ4,QXU,SH,SH2,SX,SXE8,SXQ4,SXU,VSP,VX,VXK,VXT1,VXU,VXU1
	98079-55855	PLUG, SPARK (W16EPR-U) (DENSO)	-	(1)	-----	ES1,LH,LH2,PX,QBE1,QCT,QH,QHB1,QHB2,QHB5,QHP1,QHT,QHT1,QHTN,QMH,QN,QP,QTD,QTN,QX,QXCK,QXE9,QXK,SH,SHB2,SHKR,SX,SZAX,VSD4,VSP,VX,VXE8,VXK

2

# E-2

# CYLINDER HEAD

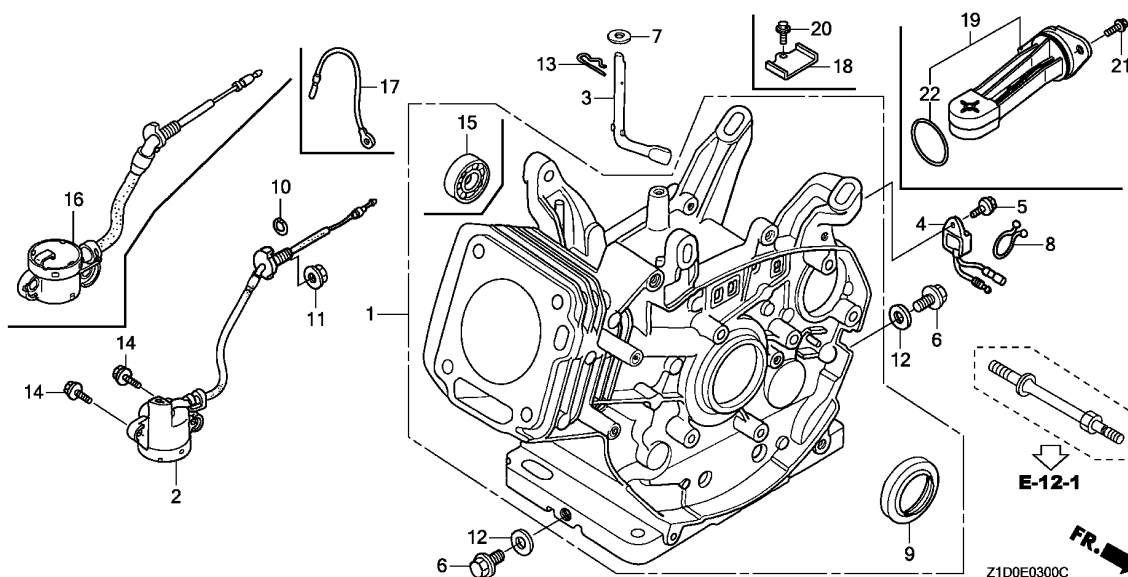


Ref. No.	Part No.	Description	Reqd. QTY		Serial No.	Parts catalogue code
			GX 270 T	GX 270 T2		
16)	98079-55876	PLUG, SPARK(BPR5ES)(NGK) .....	-	(1)	-----	ES1,LH,LH2,PX,QBE1,QCT,QH,QHB1,QHB2,QHB5,QHP1,QHT,QHT1,QHTN,QMH,QN,QP,QTD,QTN,QX,QXCK,QXE9,QXK,SH,SHB2,SHKR,SX,SZAX,VSP,VX,VXE8,VXK
	98079-55846	.....	-	(1)	-----	LH,LH2,PX,QBE1,QCT,QH,QHB1,QHB2,QHB5,QHP1,QHT,QHT1,QHTN,QMH,QN,QP,QTD,QTN,QX,QXCK,QXE9,QXK,SH,SHB2,SHKR,SX,SZAX,VKK,VMT,VSD4,VSP,VX,VXE8,VXK
	98079-55854	PLUG, SPARK(W16EP-U)(DENSO) .....	-	(1)	-----	LJG,SJG
17	17316-611-000	CLIP, BREATHER TUBE .....	2	2	-----	QCT,QHB2,QXCK,SHB2
19	12372-Z1C-R61	VALVE, UMBRELLA CHECK .....	-	1	-----	QHB2,SHB2
20	12373-Z1C-R60	COLLAR, UMBRELLA VALVE .....	-	1	-----	QHB2,SHB2
21	12251-Z1D-R61	GASKET, CYLINDER HEAD .....	-	1	-----	QHB2,SHB2



# E-3

# CYLINDER BARREL



Ref. No.	L.O.N.	(Relative ref. Number) Description	F.R.T.
1	1101A0	BARREL, CYLINDER .....	1.8
	1101A0G	.iGX type add .....	0.2
2		(10,16)	
	6151E8	SWITCH, OIL LEVEL .....	0.5
3	1161B4	SHAFT, GOVERNOR ARM .....	1.1
	1161B4D	.iGX type add .....	0.2
4	6151A0	ALERT UNIT, ENGINE OIL .....	0.1
9	1101E4	OIL SEAL, CRANKSHAFT :FRONT ..	1.1
	1101E4C	.iGX type add .....	0.2
15	1101F4	BEARING, BALANCER WEIGHT	
		:FRONT .....	1.9
	1101F4C	.iGX type add .....	0.2
17	6111E5	SUB HARNESS, OIL LEVEL SWITCH	0.1
19		(22)	
	6151N6	SWITCH, OIL LEVEL(A) .....	0.2
		.NOTE: iGX type	

Ref. No.	Part No.	Description	Reqd. QTY		Serial No.	Parts catalogue code
			GX 270 T	GX 270 T2		
1	12000-Z1D-406	BARREL ASSY., CYLINDER(ALERT)	1	-	-----	ES3,ES4,LXK,LXU,PX,PXU,QAG2,QX,QXCK,QXK,QXQ4,QXU,SX,SXQ4,SXU,VS4,VSD3,VSD4,VSP,VX,VXK,VXT1,VXU,VS4
	12000-Z1D-405	BARREL ASSY., CYLINDER(STD.)	1	-	-----	LH,LH2,LHB5,LP,LT,LW,QD,QH,QHB1,QHB5,QHP1,QMH,QN,QP,QT1,QTD,QTN,SD,SH,SH2,SN
	12000-Z1D-407	BARREL ASSY., CYLINDER (SELFSTARTER+ALERT)	1	-	-----	LXE8,PXE8,QSE8,QXE8,QXE9,SXE,SXE8,VKK,VPK,VXE8
	12000-Z1D-Q00	BARREL ASSY., CYLINDER (BALANCER+ALERT)	1	-	-----	QA26,QAB3,RA3
	12000-Z1D-830	BARREL ASSY., CYLINDER .....	1	-	-----	QBE1
	12000-Z5K-406	.....	-	1	-----	ES1,PX,QX,QXCK,QXK,SX,VMT,VPX6,VS3,VS4,VSD4,VSP,VX,VXK
	12000-Z5K-405	.....	-	1	-----	LH,LH2,LJG,QCT,QD,QH,QHB1,QHB2,QHB5,QHP1,QHT,QHT1,QHTN,QMH,QN,QP,QTD,QTN,SD,SH,SHB2,SHKR,SJG
	12000-Z5K-408	.....	-	1	-----	QBE1
	12000-Z5K-407	.....	-	1	-----	QXE9,VKK,VXE8
	12000-Z5K-Q60	.....	-	1	-----	SZAX
	12000-Z5K-Q20	.....	-	1	-----	VZKK
2	15510-ZE2-043	SWITCH ASSY., OIL LEVEL .....	1	-	-----	LXE8,LXU,PXE8,PXU,QA26,QAG2,QSE8,QXE8,QXQ4,QXU,SXE8,SXQ4,SXU,VXU1
	15510-ZE2-053	.....	1	-	-----	QXE9,SXE,VXE8
	15510-ZE2-043	.....	1	-	1083432	LXK,QXK,VSD4,VXK
		.....	1	-	1150254	PX,QAB3,QX,SX,VSD3,VX,VXT1,VXU
3	16541-ZE2-010	SHAFT, GOVERNOR ARM .....	1	1	-----	ES1,ES3,ES4,LH,LH2,LHB5,LJG,LP,LT,LW,LXE8,LXK,LXU,PX,PXE8,PXU,QA26,QAB3,QAG2,QBE1,QCT,QD,QH,QHB1,QHB2,QHB5,QHP1,QHT,QHT1,QHTN,QMH,QN,QP,QSE8,QT1,QTD,QTN,QX,QXCK,QXE8,QXE9,QXK,QXQ4,QXU,RA3,SD,SH,SH2,SHB2,SHKR,SJG,SN,SX,SXE,SXE8,SXQ4,SXU,VKK,VMT,VPK,VPX6,VS3,VS4,VS4,VSD4,VSP,VX,VXE8,VXK,VXT1,VXU,VXU1
4	34150-ZH7-013	ALERT UNIT, OIL .....	1	-	-----	ES3,ES4,QXCK,RA3,VKK,VPK,VS4
	34150-ZH7-003	.....	1	-	-----	LXU,PXU,QA26,QAG2,QXQ4,QXU,SXQ4,SXU,VXU1
		.....	1	-	1072283	LXK,PX,QAB3,QX,QXK,SX,VSD3,VSD4,VSP,VX,VXK,VXT1,VXU
	34150-ZH7-013	.....	1	-	1072284	LXK,PX,QAB3,QX,QXK,SX,VSD3,VSD4,VSP,VX,VXK,VXT1,VXU

E-3

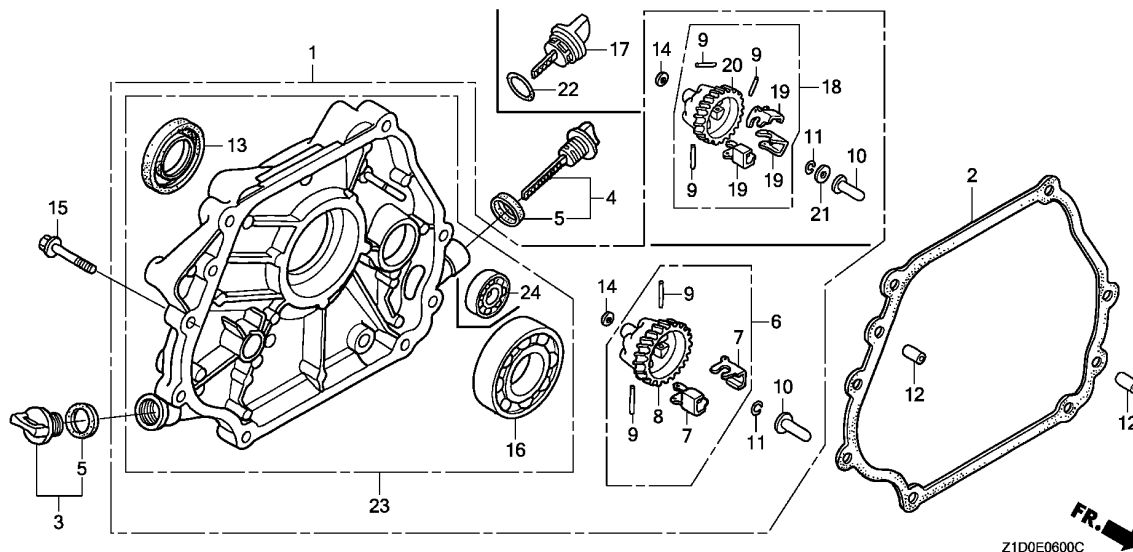
CYLINDER BARREL

Ref. No.	Part No.	Description	Reqd. QTY		Serial No.	Parts catalogue code
			GX 270 T	GX 270 T2		
5	90013-883-000	BOLT, FLANGE, 6X12(CT200) ...	1	-		ES3,ES4,LXK,LXU,PX,PXU,QA26,QAB3,QAG2,QX,QXCK,QXK,QXQ4,QXU,RA3,SX,SXQ4,SXU,VKK,VPK,VS4,VSD3,VSD4,VSP,VX,VXK,VXT1,VXU,VXU1
6	90131-883-000	BOLT, DRAIN PLUG, 12X15 .....	2	2		ES1,ES3,ES4,LH,LH2,LHB5,LJG,LP,LT,LW,LXE8,LXK,LXU,PX,PXE8,PXU,QA26,QAB3,QAG2,QBE1,QCT,QD,QH,QHB1,QHB2,QHB5,QHP1,QHT,QHT1,QHTN,QMH,QN,QP,QSE8,QT1,QTD,QTN,QX,QXCK,QXE8,QXE9,QXK,QXQ4,QXU,RA3,SD,SH,SH2,SHB2,SHKR,SJG,SN,SX,SXE,SXE8,SXQ4,SXU,VKK,VMT,VPK,VPX6,VS3,VS4,VSD3,VSD4,VSP,VX,VXE8,VXK,VXT1,VXU,VXU1
7	90446-KE1-000	WASHER, 8.2X17X0.8 .....	1	1		
8	90630-751-000	CLIP, PURSE LOCK .....	1	-		VSD3,VSD4
9	91201-Z1D-003	OIL SEAL, 30X46X8(NOK ASIA) .	1	1		ES1,ES3,ES4,LXE8,LXK,LXU,PX,PXE8,PXU,QA26,QAB3,QAG2,QSE8,QX,QXCK,QXE8,QXE9,QXK,QXQ4,QXU,RA3,SX,SXE,SXE8,SXQ4,SXU,VKK,VMT,VPK,VPX6,VS3,VS4,VSD3,VSD4,VSP,VX,VXE8,VXK,VXT1,VXU,VXU1
10	91353-671-004	O-RING, 14MM(NOK) .....	1	1		
11	94050-10000	NUT, FLANGE, 10MM .....	1	1		ES1,ES3,ES4,LXE8,LXK,LXU,PX,PXE8,PXU,QA26,QAB3,QAG2,QSE8,QX,QXCK,QXE8,QXE9,QXK,QXQ4,QXU,RA3,SX,SXE,SXE8,SXQ4,SXU,VKK,VMT,VPK,VPX6,VS3,VS4,VSD3,VSD4,VSP,VX,VXE8,VXK,VXT1,VXU,VXU1
12	94109-12000	WASHER, DRAIN PLUG, 12MM .....	2	2		ES1,ES3,ES4,LH,LH2,LHB5,LJG,LP,LT,LW,LXE8,LXK,LXU,PX,PXE8,PXU,QA26,QAB3,QAG2,QBE1,QCT,QD,QH,QHB1,QHB2,QHB5,QHP1,QHT,QHT1,QHTN,QMH,QN,QP,QSE8,QT1,QTD,QTN,QX,QXCK,QXE8,QXE9,QXK,QXQ4,QXU,RA3,SD,SH,SH2,SHB2,SHKR,SJG,SN,SX,SXE,SXE8,SXQ4,SXU,VKK,VMT,VPK,VPX6,VS3,VS4,VSD3,VSD4,VSP,VX,VXE8,VXK,VXT1,VXU,VXU1
13	94251-10000	PIN, LOCK, 10MM .....	1	1		
14	95701-06012-00	BOLT, FLANGE, 6X12 .....	2	2		ES1,ES3,ES4,LXE8,LXK,LXU,PX,PXE8,PXU,QA26,QAB3,QAG2,QSE8,QX,QXCK,QXE8,QXE9,QXK,QXQ4,QXU,RA3,SX,SXE,SXE8,SXQ4,SXU,VKK,VMT,VPK,VPX6,VS3,VS4,VSD3,VSD4,VSP,VX,VXE8,VXK,VXT1,VXU,VXU1
15	96100-62020-00	BEARING, RADIAL BALL, 6202 ..	1	1		QA26,QAB3,RA3,SZAX
16	35480-ZF6-003	SWITCH ASSY., OIL LEVEL .....	1	-		ES3,ES4,QXCK,RA3,VKK,VPK,VS4,VSP
			1	-	1083433	LXK,QXK,VSD4,VXK
			1	-	1150255	PX,QAB3,QX,SX,VSD3,VX,VXT1,VXU
			-	1		ES1,PX,QX,QXCK,QXE9,QXK,SX,VKK,VMT,VPX6,VS3,VS4,VSD4,VSP,VX,VXE8,VXK
17	31161-ZE2-000	CORD, EARTH .....	1	-		ES3,ES4,VS4
18	32115-Z5T-W00	BRACKET A, HARNESS .....	-	1		SZAX,VZKK
19	35480-Z5K-W01	SWITCH ASSY., OIL LEVEL .....	-	1		SZAX,VZKK
20	90013-883-000	BOLT, FLANGE, 6X12(CT200) ...	-	1		SZAX,VZKK
21	90029-888-000	BOLT, FLANGE, 6X16(CT200) ...	-	2		SZAX,VZKK
22	91309-Z6L-000	O-RING, 37.9X2.4 .....	-	1		SZAX,VZKK



E-6

CRANKCASE COVER(1)



Ref. No.	L.O.N.	(Relative ref. Number) Description	F.R.T.
1		(23)	
1	1101F1	COVER, CRANKCASE .....	0.2
2	1101E9	PACKING, CRANKCASE COVER .....	0.2
6		(18)	
1	1161C4	GOVERNOR ASSEMBLY .....	0.3
8		(7,9,19,20)	
1	1161A7	HOLDER, GOVERNOR WEIGHT .....	0.4
10	1161B6	SLIDER, GOVERNOR .....	0.3
13	1101E5	OIL SEAL, CRANKSHAFT :REAR ...	0.3
16	1101A6	BEARING, CRANKSHAFT :REAR .....	0.4
24	1101F5	BEARING, BALANCER WEIGHT :REAR	0.4

Ref. No.	Part No.	Description	Reqd. QTY		Serial No.	Parts catalogue code
			GX 270 T	GX 270 T2		
1	11300-Z1D-000	COVER ASSY., CRANKCASE .....	1	1	-----	SD,SH,SH2,SHB2,SHKR,SJG,SN,SX,SXE,SXE8,SXQ4,SXU
	11300-Z1D-700	.....	1	-	-----	ES3,ES4
	11300-Z1D-600	.....	1	-	-----	PX,PXE8,PXU,QAG2,QBE1,QD,QH,QHB1,QHB5,QHP1,QMH,QN,QP,QSE8,QT1,QTD,QTN,QX,QXCK,QXE8,QXE9,QXK,QXQ4,QXU,VKK,VSD3,VSD4,VSP,VX,VXE8,VXK,VXT1,VXU,VXU1
	11300-Z1D-820	.....	1	-	-----	VPK
	11300-Z1D-810	.....	1	-	-----	VS4
	11300-Z1D-600	.....	-	1	-----	PX,QBE1,QCT,QD,QH,QHB1,QHB2,QHB5,QHP1,QHT,QHT1,QHTN,QMH,QN,QP,QTD,QTN,QX,QXCK,QXE9,QXK,VSP,VX,VXE8,VXK
	11300-Z1D-820	.....	-	1	-----	VKK,VPX6,VSD4
	11300-ZH9-406	.....	-	1	-----	VS3
	11300-Z5K-810	.....	-	1	-----	VS4
2	11381-ZE2-801	PACKING, CASE COVER .....	1	-	-----	ES3,ES4,PX,PXE8,PXU,QAG2,QBE1,QD,QH,QHB1,QHB5,QHP1,QMH,QN,QP,QSE8,QT1,QTD,QTN,QX,QXCK,QXE8,QXE9,QXK,QXQ4,QXU,SD,SH,SH2,SN,SX,SXE,SXE8,SXQ4,SXU,VKK,VPK,VS4,VSD3,VSD4,VSP,VX,VXE8,VXK,VXT1,VXU,VXU1
	11381-Z5K-000	.....	-	1	-----	PX,QBE1,QCT,QD,QH,QHB1,QHB2,QHB5,QHP1,QHT,QHT1,QHTN,QMH,QN,QP,QTD,QTN,QX,QXCK,QXE9,QXK,SD,SH,SHB2,SHKR,SJG,SX,VKK,VPX6,VS3,VS4,VSD4,VSP,VX,VXE8,VXK
3	15600-Z0T-820	CAP ASSY., OIL FILLER .....	1	1	-----	PX,PXE8,PXU,QAG2,QBE1,QCT,QD,QH,QHB1,QHB2,QHB5,QHP1,QHT,QHT1,QHTN,QMH,QN,QP,QSE8,QT1,QTD,QTN,QX,QXCK,QXE8,QXE9,QXK,QXQ4,QXU,SD,SH,SH2,SHB2,SHKR,SJG,SN,SX,SXE,SXE8,SXQ4,SXU,SZAX,VKK,VPK,VPX6,VS3,VS4,VSD3,VSD4,VSP,VX,VXE8,VXK,VXT1,VXU,VXU1,VZKK
4	15600-Z1C-000	CAP ASSY., OIL FILLER .....	1	1	-----	PX,PXE8,PXU,QAG2,QBE1,QCT,QD,QH,QHB1,QHB5,QHP1,QHT,QHT1,QHTN,QMH,QN,QP,QSE8,QT1,QTD,QTN,QX,QXCK,QXE8,QXE9,QXK,QXQ4,QXU,SD,SH,SH2,SHKR,SJG,SN,SX,SXE,SXE8,SXQ4,SXU,SZAX,VKK,VPK,VPX6,VS3,VS4,VSD3,VSD4,VSP,VX,VXE8,VXK,VXT1,VXU,VXU1,VZKK
	15600-Z0T-810	.....	-	1	-----	QHB2,SHB2

**E-6**

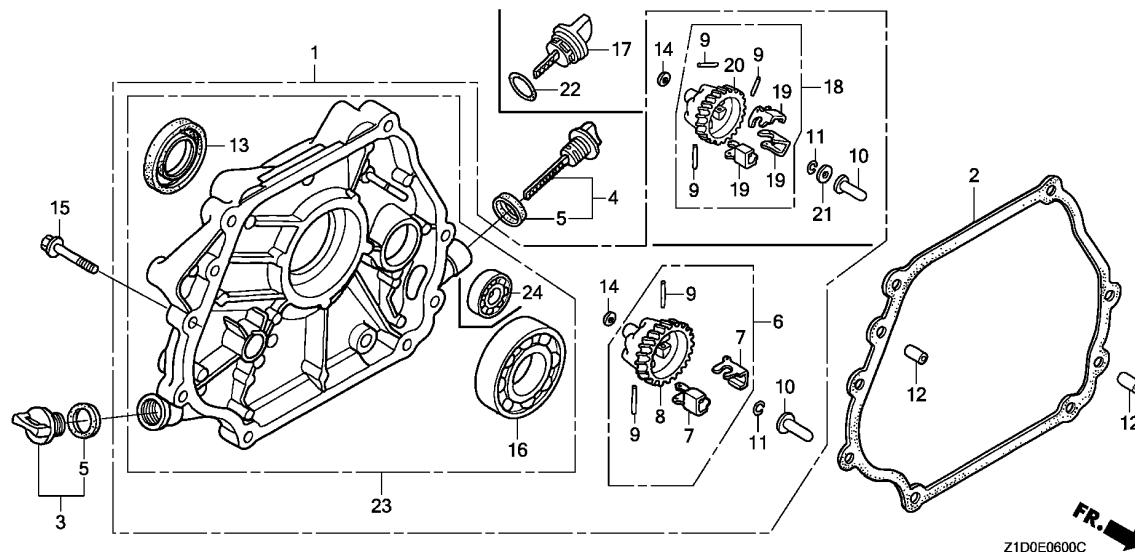
**CRANKCASE COVER(1)**

Ref. No.	Part No.	Description	Reqd. QTY		Serial No.	Parts catalogue code
			GX 270 T	GX 270 T2		
5	15625-Z0T-800	PACKING, OIL FILLER CAP .....	2	2	-----	PX,PXE8,PXU,QAG2,QBE1,QCT,QD,QH,QHB1,QHB2,QHB5,QHP1,QHT,QHT1,QHTN,QMH,QN,QP,QSE8,QT1, QTD, QTN, QX, QXCK, QXE8, QXE9, QXK, QXQ4, QXU, SD, SH, SH2, SHB2, SHKR, SJG, SN, SX, SXE, SXE8, SXQ4, SXU, SZAX, VKK, VPK, VPX6, VS3, VS4, VSD3, VSD4, VSP, VX, VXE8, VVK, VXT1, VXU, VXU1, VZKK
6	16510-ZE2-000	GOVERNOR ASSY. ....	1	-	-----	ES3,ES4,PX,PXE8,PXU,QAG2,QBE1,QD,QH,QHB1,QHB5,QHP1,QMH,QN,QP,QSE8,QT1, QTD, QTN, QX, QXCK, QXE8, QXE9, QXK, QXQ4, QXU, SD, SH, SH2, SN, SX, SXE, SXE8, SXQ4, SXU, VKK, VS4, VSD3, VSD4, VSP, VX, VXE8, VVK, VXT1, VXU, VXU1
			-	1	-----	PX,QBE1,QCT,QD,QH,QHB1,QHB2,QHB5,QHP1,QHT,QHT1,QHTN,QMH,QN,QP,QTD,QTN, QX, QXCK, QXE9, QXK, SD, SH, SHB2, SHKR, SJG, SX, VSP, VX, VXE8, VVK
7	16511-ZE2-000	WEIGHT, GOVERNOR .....	2	-	-----	ES3,ES4,PX,PXE8,PXU,QAG2,QBE1,QD,QH,QHB1,QHB5,QHP1,QMH,QN,QP,QSE8,QT1, QTD, QTN, QX, QXCK, QXE8, QXE9, QXK, QXQ4, QXU, SD, SH, SH2, SN, SX, SXE, SXE8, SXQ4, SXU, VKK, VS4, VSD3, VSD4, VSP, VX, VXE8, VVK, VXT1, VXU, VXU1
			-	2	-----	PX,QBE1,QCT,QD,QH,QHB1,QHB2,QHB5,QHP1,QHT,QHT1,QHTN,QMH,QN,QP,QTD,QTN, QX, QXCK, QXE9, QXK, SD, SH, SHB2, SHKR, SJG, SX, VSP, VX, VXE8, VVK
8	16512-ZE2-000	HOLDER, GOVERNOR WEIGHT .....	1	-	-----	ES3,ES4,PX,PXE8,PXU,QAG2,QBE1,QD,QH,QHB1,QHB5,QHP1,QMH,QN,QP,QSE8,QT1, QTD, QTN, QX, QXCK, QXE8, QXE9, QXK, QXQ4, QXU, SD, SH, SH2, SN, SX, SXE, SXE8, SXQ4, SXU, VKK, VS4, VSD3, VSD4, VSP, VX, VXE8, VVK, VXT1, VXU, VXU1
			-	1	-----	PX,QBE1,QCT,QD,QH,QHB1,QHB2,QHB5,QHP1,QHT,QHT1,QHTN,QMH,QN,QP,QTD,QTN, QX, QXCK, QXE9, QXK, SD, SH, SHB2, SHKR, SJG, SX, VSP, VX, VXE8, VVK
9	16513-ZE2-000	PIN, GOVERNOR WEIGHT .....	2	-	-----	ES3,ES4,PX,PXE8,PXU,QAG2,QBE1,QD,QH,QHB1,QHB5,QHP1,QMH,QN,QP,QSE8,QT1, QTD, QTN, QX, QXCK, QXE8, QXE9, QXK, QXQ4, QXU, SD, SH, SH2, SN, SX, SXE, SXE8, SXQ4, SXU, VKK, VS4, VSD3, VSD4, VSP, VX, VXE8, VVK, VXT1, VXU, VXU1
			3	-	-----	VPK
			-	2	-----	PX,QBE1,QCT,QD,QH,QHB1,QHB2,QHB5,QHP1,QHT,QHT1,QHTN,QMH,QN,QP,QTD,QTN, QX, QXCK, QXE9, QXK, SD, SH, SHB2, SHKR, SJG, SX, VSP, VX, VXE8, VVK
			-	3	-----	VKK,VPX6,VS3,VS4,VSD4
10	16531-Z0A-000	SLIDER, GOVERNOR .....	1	1	-----	ES3,ES4,PX,PXE8,PXU,QAG2,QBE1,QCT,QD,QH,QHB1,QHB2,QHB5,QHP1,QHT,QHT1, QHTN, QMH, QN, QP, QSE8, QT1, QTD, QTN, QX, QXCK, QXE8, QXE9, QXK, QXQ4, QXU, SD, SH, SH2, SHB2, SHKR, SJG, SN, SX, SXE, SXE8, SXQ4, SXU, VKK, VPK, VPX6, VS3, VS4, VSD3, VSD4, VSP, VX, VXE8, VVK, VXT1, VXU, VXU1
11	90602-ZE1-000	CLIP, GOVERNOR HOLDER .....	1	1	-----	ES3,ES4,PX,PXE8,PXU,QAG2,QBE1,QCT,QD,QH,QHB1,QHB2,QHB5,QHP1,QHT,QHT1, QHTN, QMH, QN, QP, QSE8, QT1, QTD, QTN, QX, QXCK, QXE8, QXE9, QXK, QXQ4, QXU, SD, SH, SH2, SHB2, SHKR, SJG, SN, SX, SXE, SXE8, SXQ4, SXU, VKK, VPK, VPX6, VS3, VS4, VSD3, VSD4, VSP, VX, VXE8, VVK, VXT1, VXU, VXU1
12	90701-HC4-000	DOWEL PIN, 8X12 .....	2	2	-----	ES3,ES4,PX,PXE8,PXU,QAG2,QBE1,QCT,QD,QH,QHB1,QHB2,QHB5,QHP1,QHT,QHT1, QHTN, QMH, QN, QP, QSE8, QT1, QTD, QTN, QX, QXCK, QXE8, QXE9, QXK, QXQ4, QXU, SD, SH, SH2, SHB2, SHKR, SJG, SN, SX, SXE, SXE8, SXQ4, SXU, VKK, VPK, VPX6, VS3, VS4, VSD3, VSD4, VSP, VX, VXE8, VVK, VXT1, VXU, VXU1, VZKK
13	91201-Z1D-003	OIL SEAL, 30X46X8(NOK ASIA) ..	1	1	-----	ES3,ES4,PX,PXE8,PXU,QAG2,QBE1,QCT,QD,QH,QHB1,QHB2,QHB5,QHP1,QHT,QHT1, QHTN, QMH, QN, QP, QSE8, QT1, QTD, QTN, QX, QXCK, QXE8, QXE9, QXK, QXQ4, QXU, SD, SH, SH2, SHB2, SHKR, SJG, SN, SX, SXE, SXE8, SXQ4, SXU, SZAX, VKK, VPK, VPX6, VS3, VS4, VSD3, VSD4, VSP, VX, VXE8, VVK, VXT1, VXU, VXU1, VZKK
14	94101-06800	WASHER, PLAIN, 6MM .....	1	1	-----	ES3,ES4,PX,PXE8,PXU,QAG2,QBE1,QCT,QD,QH,QHB1,QHB2,QHB5,QHP1,QHT,QHT1, QHTN, QMH, QN, QP, QSE8, QT1, QTD, QTN, QX, QXCK, QXE8, QXE9, QXK, QXQ4, QXU, SD, SH, SH2, SHB2, SHKR, SJG, SN, SX, SXE, SXE8, SXQ4, SXU, VKK, VPK, VPX6, VS3, VS4, VSD3, VSD4, VSP, VX, VXE8, VVK, VXT1, VXU, VXU1
15	95701-08035-00	BOLT, FLANGE, 8X35 .....	7	7	-----	ES3,ES4,PX,PXE8,PXU,QAG2,QBE1,QCT,QD,QH,QHB1,QHB2,QHB5,QHP1,QHT,QHT1, QHTN, QMH, QN, QP, QSE8, QT1, QTD, QTN, QX, QXCK, QXE8, QXE9, QXK, QXQ4, QXU, SD, SH, SH2, SHB2, SHKR, SJG, SN, SX, SXE, SXE8, SXQ4, SXU, SZAX, VKK, VPK, VPX6, VS3, VS4, VSD3, VSD4, VSP, VX, VXE8, VVK, VXT1, VXU, VXU1, VZKK
16	96100-62060-00	BEARING, RADIAL BALL, 6206 ..	1	1	-----	ES3,ES4,PX,PXE8,PXU,QAG2,QBE1,QCT,QD,QH,QHB1,QHB2,QHB5,QHP1,QHT,QHT1, QHTN, QMH, QN, QP, QSE8, QT1, QTD, QTN, QX, QXCK, QXE8, QXE9, QXK, QXQ4, QXU, SD, SH, SH2, SHB2, SHKR, SJG, SN, SX, SXE, SXE8, SXQ4, SXU, SZAX, VKK, VPK, VPX6, VS3, VS4, VSD3, VSD4, VSP, VX, VXE8, VVK, VXT1, VXU, VXU1, VZKK
17	15620-ZE2-700	CAP, OIL FILLER .....	1	-	-----	ES3,ES4



E-6

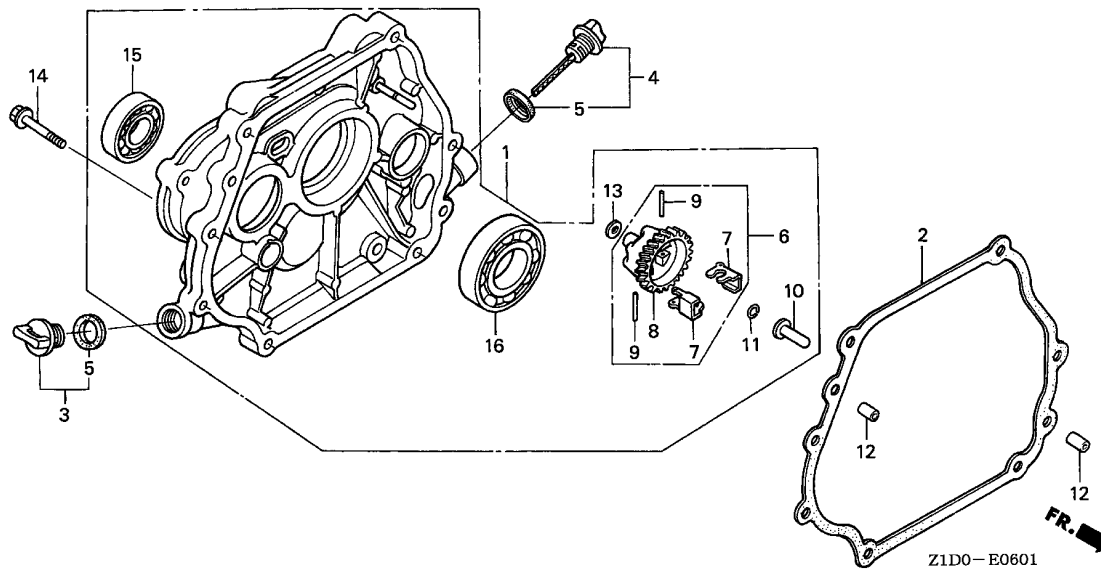
CRANKCASE COVER(1)



Ref. No.	Part No.	Description	Reqd. QTY		Serial No.	Parts catalogue code
			GX 270 T	GX 270 T2		
18	16510-ZE3-000	GOVERNOR ASSY. ....	1	-	----- VPK	
			-	1	----- VKK,VPX6,VS3,VS4,VSD4	
19	16511-ZE8-000	WEIGHT, GOVERNOR ....	3	-	----- VPK	
			-	3	----- VKK,VPX6,VS3,VS4,VSD4	
20	16512-ZE3-000	HOLDER, GOVERNOR WEIGHT ....	1	-	----- VPK	
			-	1	----- VKK,VPX6,VS3,VS4,VSD4	
21	90473-147-000	WASHER, 6X16 ....	1	-	----- VPK	
			-	1	----- VKK,VPX6,VSD4	
22	91301-805-000	O-RING, 26X2.7 ....	1	-	----- ES3,ES4	
23	11300-Z5K-W60	COVER ASSY., CRANKCASE ....	-	1	----- SZAX	
	11300-Z5K-W10	.....	-	1	----- VZKK	
24	96100-62020-00	BEARING, RADIAL BALL, 6202 ..	-	1	----- SZAX	

# E-6-1

# CRANKCASE COVER(2)



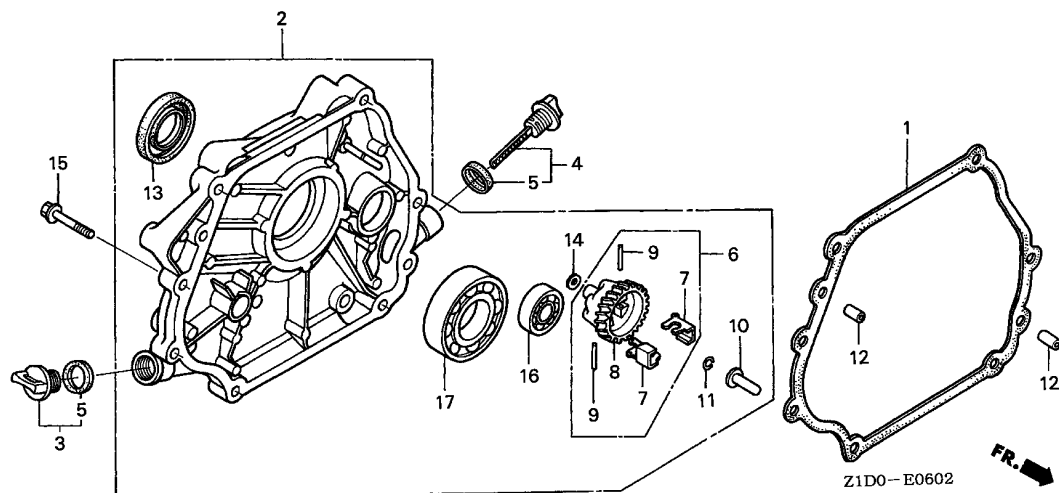
Ref. No.	L.O.N.	(Relative ref. Number) Description	F.R.T.
1	1101G0	COVER, CRANKCASE(A) .....	0.3
2	1101F9	PACKING, CRANKCASE COVER(A) ..	0.3
6	1161C4	GOVERNOR ASSEMBLY .....	0.3
8		(7,9)	
	1161A7	HOLDER, GOVERNOR WEIGHT .....	0.4
10	1161B6	SLIDER, GOVERNOR .....	0.3
15	2141A7	BEARING, POWER TAKE OFF SHAFT	
		:FRONT .....	0.4
16	1101A6	BEARING, CRANKSHAFT :REAR ....	0.4

Ref. No.	Part No.	Description	Reqd. QTY		Serial No.	Parts catalogue code
			GX 270 T	GX 270 T2		
1	11300-ZE2-612	COVER ASSY., CRANKCASE .....	1	1	-----	LH,LH2,LHB5,LJG,LP,LT,LW,LXE8,LXK,LXU
2	11381-ZE2-801	PACKING, CASE COVER .....	1	-	-----	LH,LH2,LHB5,LP,LT,LW,LXE8,LXK,LXU
	11381-Z5K-000	.....	-	1	-----	LH,LH2,LJG
3	15600-Z0T-820	CAP ASSY., OIL FILLER .....	1	1	-----	LH,LH2,LHB5,LJG,LP,LT,LW,LXE8,LXK,LXU
4	15600-Z1C-000	CAP ASSY., OIL FILLER .....	1	1	-----	LH,LH2,LHB5,LJG,LP,LT,LW,LXE8,LXK,LXU
5	15625-Z0T-800	PACKING, OIL FILLER CAP .....	2	2	-----	LH,LH2,LHB5,LJG,LP,LT,LW,LXE8,LXK,LXU
6	16510-ZE2-000	GOVERNOR ASSY. ....	1	1	-----	LH,LH2,LHB5,LJG,LP,LT,LW,LXE8,LXK,LXU
7	16511-ZE2-000	WEIGHT, GOVERNOR .....	2	2	-----	LH,LH2,LHB5,LJG,LP,LT,LW,LXE8,LXK,LXU
8	16512-ZE2-000	HOLDER, GOVERNOR WEIGHT .....	1	1	-----	LH,LH2,LHB5,LJG,LP,LT,LW,LXE8,LXK,LXU
9	16513-ZE2-000	PIN, GOVERNOR WEIGHT .....	2	2	-----	LH,LH2,LHB5,LJG,LP,LT,LW,LXE8,LXK,LXU
10	16531-Z0A-000	SLIDER, GOVERNOR .....	1	1	-----	LH,LH2,LHB5,LJG,LP,LT,LW,LXE8,LXK,LXU
11	90602-ZE1-000	CLIP, GOVERNOR HOLDER .....	1	1	-----	LH,LH2,LHB5,LJG,LP,LT,LW,LXE8,LXK,LXU
12	90701-HC4-000	DOWEL PIN, 8X12 .....	2	2	-----	LH,LH2,LHB5,LJG,LP,LT,LW,LXE8,LXK,LXU
13	94101-06800	WASHER, PLAIN, 6MM .....	1	1	-----	LH,LH2,LHB5,LJG,LP,LT,LW,LXE8,LXK,LXU
14	95701-08035-00	BOLT, FLANGE, 8X35 .....	7	7	-----	LH,LH2,LHB5,LJG,LP,LT,LW,LXE8,LXK,LXU
15	96100-62040-00	BEARING, RADIAL BALL, 6204 ..	1	1	-----	LH,LH2,LHB5,LJG,LP,LT,LW,LXE8,LXK,LXU
16	96100-62060-00	BEARING, RADIAL BALL, 6206 ..	1	1	-----	LH,LH2,LHB5,LJG,LP,LT,LW,LXE8,LXK,LXU



E-6-2

CRANKCASE COVER(3)

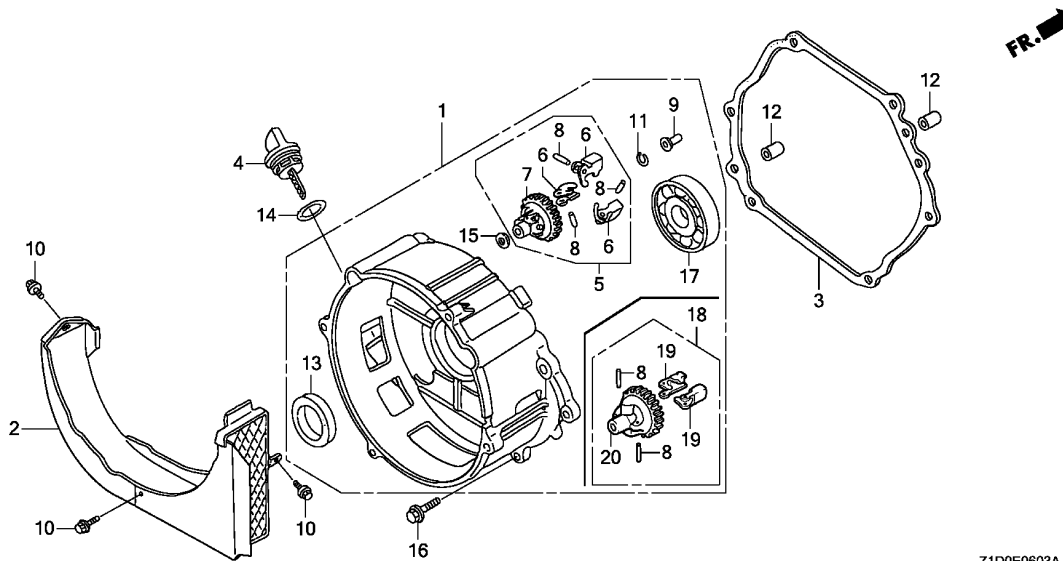


Ref. No.	L.O.N.	(Relative ref. Number) Description	F.R.T.
1	1101E9	PACKING, CRANKCASE COVER .....	0.2
2	1101F1	COVER, CRANKCASE .....	0.2
6	1161C4	GOVERNOR ASSEMBLY .....	0.3
8		(7,9)	
	1161A7	HOLDER, GOVERNOR WEIGHT .....	0.4
10	1161B6	SLIDER, GOVERNOR .....	0.3
13	1101E5	OIL SEAL, CRANKSHAFT :REAR ...	0.3
16	1101F5	BEARING, BALANCER WEIGHT :REAR	0.4
17	1101A6	BEARING, CRANKSHAFT :REAR ....	0.4

Ref. No.	Part No.	Description	Reqd. QTY		Serial No.	Parts catalogue code
			GX 270 T	GX 270 T2		
1	11381-ZE2-801	PACKING, CASE COVER .....	1	-	-----	QA26,QAB3,RA3
2	11400-Z1D-600	COVER ASSY., CRANKCASE .....	1	-	-----	QA26,QAB3
	11400-Z8S-000	.....	1	-	-----	RA3
3	15600-Z0T-820	CAP ASSY., OIL FILLER .....	1	-	-----	QA26,QAB3,RA3
4	15600-Z1C-000	CAP ASSY., OIL FILLER .....	1	-	-----	QA26,QAB3,RA3
5	15625-Z0T-800	PACKING, OIL FILLER CAP .....	2	-	-----	QA26,QAB3,RA3
6	16510-ZE2-811	GOVERNOR ASSY. ....	1	-	-----	QA26,QAB3,RA3
7	16511-ZE2-000	WEIGHT, GOVERNOR .....	2	-	-----	QA26,QAB3,RA3
8	16512-ZE2-811	HOLDER, GOVERNOR WEIGHT .....	1	-	-----	QA26,QAB3,RA3
9	16513-ZE2-000	PIN, GOVERNOR WEIGHT .....	2	-	-----	QA26,QAB3,RA3
10	16531-Z0A-000	SLIDER, GOVERNOR .....	1	-	-----	QA26,QAB3,RA3
11	90602-ZE1-000	CLIP, GOVERNOR HOLDER .....	1	-	-----	QA26,QAB3,RA3
12	90701-HC4-000	DOWEL PIN, 8X12 .....	2	-	-----	QA26,QAB3,RA3
13	91201-Z1D-003	OIL SEAL, 30X46X8(NOK ASIA) ..	1	-	-----	QA26,QAB3,RA3
14	94101-06800	WASHER, PLAIN, 6MM .....	1	-	-----	QA26,QAB3,RA3
15	95701-08035-00	BOLT, FLANGE, 8X35 .....	7	-	-----	QA26,QAB3,RA3
16	96100-62020-00	BEARING, RADIAL BALL, 6202 ..	1	-	-----	QA26,QAB3,RA3
17	96100-62060-00	BEARING, RADIAL BALL, 6206 ..	1	-	-----	QA26,QAB3,RA3

# E-6-3

# CRANKCASE COVER(4)



Z1D0E0603A

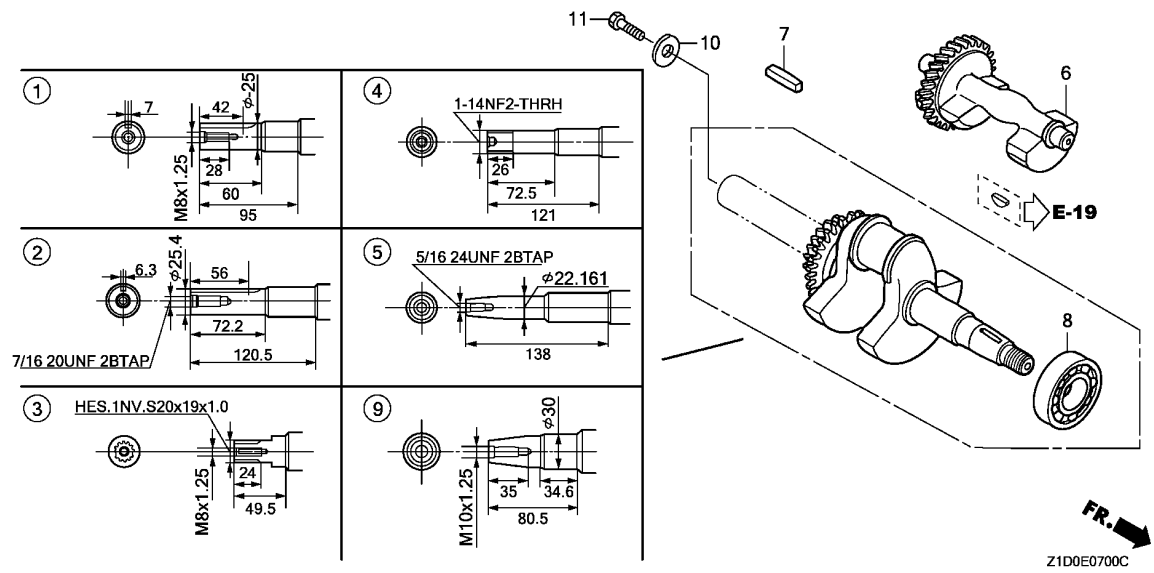
Ref. No.	L.O.N.	(Relative ref. Number) Description	F.R.T.
1	1101G0	COVER, CRANKCASE(A) .....	0.3
3	1101F9	PACKING, CRANKCASE COVER(A) ..	0.3
5	1161C4	(18) GOVERNOR ASSEMBLY .....	0.3
7	1161A7	(6,8,19,20) HOLDER, GOVERNOR WEIGHT .....	0.4
9	1161B6	HOLDER, GOVERNOR WEIGHT .....	0.4
9	1161B6	SLIDER, GOVERNOR .....	0.3
13	1101G3	OIL SEAL, CRANKCASE COVER .....	0.3
17	1101A6	BEARING, CRANKSHAFT :REAR .....	0.4

Ref. No.	Part No.	Description	Reqd. QTY		Serial No.	Parts catalogue code
			GX 270 T	GX 270 T2		
1	11300-ZE2-405	COVER ASSY., CRANKCASE .....	-	1	----- ES1	
	11300-Z5K-700	.....	-	1	----- VMT	
2	11315-ZE2-700	COVER, DUCT .....	-	1	----- VMT	
3	11381-Z5K-000	PACKING, CASE COVER .....	-	1	----- ES1,VMT	
4	15620-ZE2-700	CAP, OIL FILLER .....	-	1	----- ES1,VMT	
5	16510-ZE3-000	GOVERNOR ASSY. ....	-	1	----- VMT	
6	16511-ZE8-000	WEIGHT, GOVERNOR .....	-	3	----- VMT	
7	16512-ZE3-000	HOLDER, GOVERNOR WEIGHT .....	-	1	----- VMT	
8	16513-ZE2-000	PIN, GOVERNOR WEIGHT .....	-	2	----- ES1	
		.....	-	3	----- VMT	
9	16531-Z0A-000	SLIDER, GOVERNOR .....	-	1	----- ES1,VMT	
10	90019-883-000	BOLT, FLANGE, 5X10 .....	-	3	----- VMT	
11	90602-ZE1-000	CLIP, GOVERNOR HOLDER .....	-	1	----- ES1,VMT	
12	90701-HC4-000	DOWEL PIN, 8X12 .....	-	2	----- ES1,VMT	
13	91201-890-003	OIL SEAL, 30X46X8 .....	-	1	----- ES1	
	91201-Z1D-003	OIL SEAL, 30X46X8(NOK ASIA) ..	-	1	----- VMT	
14	91301-805-000	O-RING, 26X2.7 .....	-	1	----- ES1,VMT	
15	94101-06800	WASHER, PLAIN, 6MM .....	-	1	----- ES1,VMT	
16	95701-08035-00	BOLT, FLANGE, 8X35 .....	-	7	----- ES1,VMT	
17	96100-62060-00	BEARING, RADIAL BALL, 6206 ..	-	1	----- ES1,VMT	
18	16510-ZE2-000	GOVERNOR ASSY. ....	-	1	----- ES1	
19	16511-ZE2-000	WEIGHT, GOVERNOR .....	-	2	----- ES1	
20	16512-ZE2-000	HOLDER, GOVERNOR WEIGHT .....	-	1	----- ES1	



E-7

CRANKSHAFT



Ref. No.	L.O.N. (Relative ref. Number)	Description	F.R.T.
1	(2,3,4,5,9)		
1101F0		CRANKSHAFT .....	1.1
1101F0H		.iGX type add .....	0.2
6		WEIGHT, BALANCER .....	0.3
8		BEARING, CRANKSHAFT :FRONT ...	1.3
1101A4C		.iGX type add .....	0.2

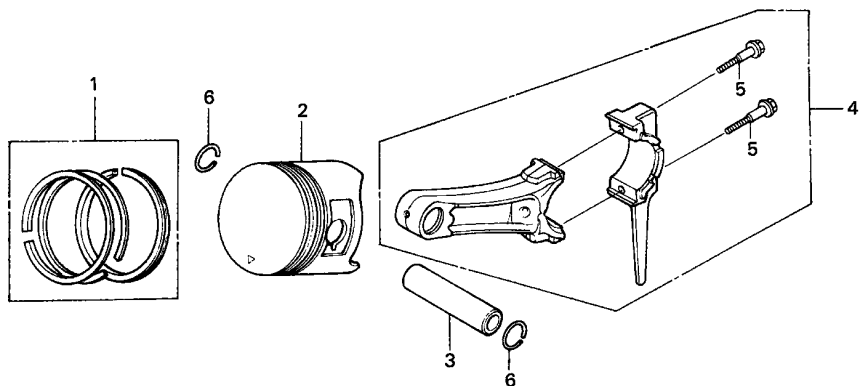
Z1D0E0700C

Ref. No.	Part No.	Description	Reqd. QTY		Serial No.	Parts catalogue code
			GX 270	GX T2		
1	13310-ZH9-801	CRANKSHAFT COMP. ....	1	1	RA3, SZAX	
	13310-ZH9-010	.....	1	1	SD, SH, SH2, SHB2, SHKR, SJG, SN, SX, SXE, SXE8, SXQ4, SXU	
2	13310-ZH9-601	CRANKSHAFT COMP. ....	1	1	QAG2, QBE1, QCT, QD, QH, QHB1, QHB2, QHB5, QHP1, QHT, QHT1, QHTN, QMH, QN, QP, QSE8	
					QT1, QTD, QTN, QX, QXCK, QXE8, QXE9, QXK, QXQ4, QXU	
	13310-ZH9-811	.....	1	-	QA26, QAB3	
3	13310-ZH9-611	CRANKSHAFT COMP. ....	1	-	LH2, L XK	
	13310-ZH9-610	.....	1	-	1007773 LH, LHB5, LP, LT, LW, LXE8, LXU	
	13310-ZH9-611	.....	1	-	1007774 LH, LHB5, LP, LT, LW, LXE8, LXU	
			-	1	LH, LH2, L JG	
4	13310-ZH9-651	CRANKSHAFT COMP. ....	1	1	PX, PXE8, PXU	
5	13310-ZH9-671	CRANKSHAFT COMP. ....	1	-	VKK, VS4, VSD3, VSD4, VSP, VX, VXE8, VVK, VXT1, VXU, VXU1	
	13310-ZH9-841	.....	1	-	VPK	
			-	1	VKK, VPX6, VS3, VS4, VSD4	
	13310-ZH9-671	.....	-	1	VSP, VX, VXE8, VVK	
	13310-Z5K-W50	.....	-	1	VZKK	
6	13351-ZE2-010	WEIGHT, BALANCER .....	1	1	QA26, QAB3, RA3, SZAX	
7	90741-889-810	KEY, 7X7X33 (YELLOW) (O.S.) ...	(1)	(1)	ES1, ES3, ES4, L JG, SD, SH, SH2, SJG, SN, SX, SXE, SXE8, SXQ4, SXU	
	90741-805-000	KEY, 7X7X33 .....	1	1	L JG, SD, SH, SH2, SHB2, SHKR, SJG, SN, SX, SXE, SXE8, SXQ4, SXU, SZAX	
	90745-ZE2-600	KEY, 6.3X6.3X43 .....	1	1	QA26, QAB3, QAG2, QCT, QD, QH, QHB5, QHP1, QHT, QHT1, QHTN, QMH, QN, QP, QSE8, QT1	
					QTD, QTN, QX, QXCK, QXE8, QXE9, QXK, QXQ4, QXU	
8	91001-ZH9-003	BEARING, RADIAL BALL (6206 SH)	1	1		
9	13310-ZH9-701	CRANKSHAFT COMP. ....	1	1	ES1, ES3, ES4	
	13310-Z5K-700	.....	-	1	VMT	
10	90534-706-010	WASHER, LOCK, 8.5X35X4.5 ....	-	1	L JG, SJG	
11	92101-08025-0A	BOLT, HEX., 8X25 .....	-	1	L JG, SJG	

2

E-8

PISTON



Z1D0-E0800

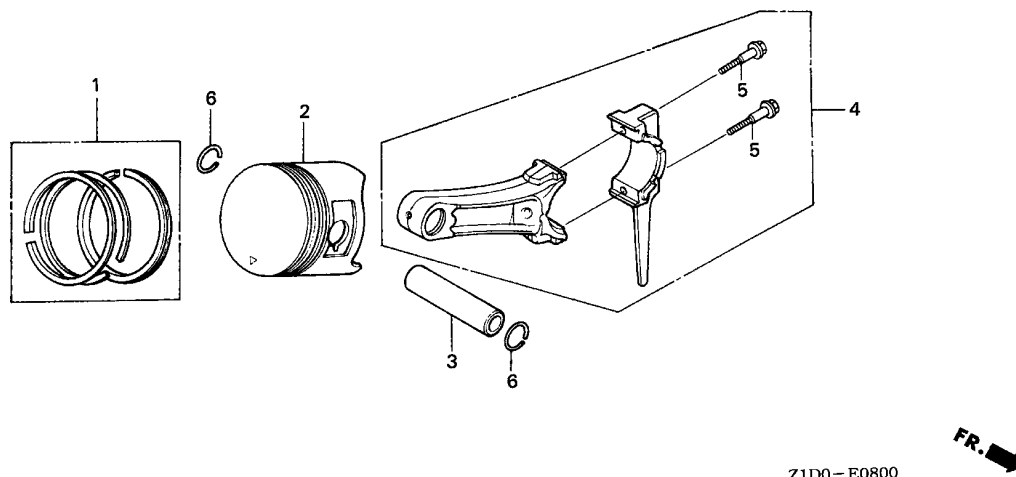
Ref. No.	L.O.N.	(Relative ref. Number) Description	F.R.T.
2		(1,3,4)	
1111R1		PISTON AND/OR RING SET AND/OR BEARING AND/OR ROD ..... .INCLUDES: Inspection/ Measurement/Cleaning	1.2
1111R1L		.iGX type add .....	0.2

Ref. No.	Part No.	Description	Reqd. QTY		Serial No.	Parts catalogue code
			GX 270 T	GX 270 T2		
1	13010-Z5H-004	RING SET, PISTON(STD.) (TPR)	1	-	-----	ES3,LH2,QBE1,QHB1,QTN,QXCK,QXE9,SH2,SXE,VKK,VPK,VS4,VXE8
	13011-Z5H-004	RING SET, PISTON(0.25) (TPR)	(1)	-	-----	ES3,LH2,QBE1,QHB1,QTN,QXCK,QXE9,SH2,SXE,VKK,VPK,VS4,VXE8
	13012-Z5H-004	RING SET, PISTON(0.50) (TPR)	(1)	-	-----	ES3,LH2,QBE1,QHB1,QTN,QXCK,QXE9,SH2,SXE,VKK,VPK,VS4,VXE8
	13013-Z5H-004	RING SET, PISTON(0.75) (TPR)	(1)	-	-----	ES3,LH2,QBE1,QHB1,QTN,QXCK,QXE9,SH2,SXE,VKK,VPK,VS4,VXE8
	13010-Z5K-003	RING SET, PISTON(STD.) (RIKEN)	1	-	-----	ES4,LH2,QBE1,QHB1,QTN,QXCK,RA3,SH2
	13011-Z5K-003	RING SET, PISTON(0.25) (RIKEN)	(1)	-	-----	ES4,LH2,QBE1,QHB1,QTN,QXCK,RA3,SH2
	13012-Z5K-003	RING SET, PISTON(0.50) (RIKEN)	(1)	-	-----	ES4,LH2,QBE1,QHB1,QTN,QXCK,RA3,SH2
	13013-Z5K-003	RING SET, PISTON(0.75) (RIKEN)	(1)	-	-----	ES4,LH2,QBE1,QHB1,QTN,QXCK,RA3,SH2
	13010-Z1D-801	RING SET, PISTON(STD.) (RIKEN)	1	-	-----	LXE8,LXU,PXE8,PXU,QA26,QAG2,QSE8,QXE8,QXQ4,QXU,SXE8,SXQ4,SXU,VXU1
	13011-Z1D-801	RING SET, PISTON(0.25) (RIKEN)	(1)	-	-----	LXE8,LXU,PXE8,PXU,QA26,QAG2,QSE8,QXE8,QXQ4,QXU,SXE8,SXQ4,SXU,VXU1
	13012-Z1D-801	RING SET, PISTON(0.50) (RIKEN)	(1)	-	-----	LXE8,LXU,PXE8,PXU,QA26,QAG2,QSE8,QXE8,QXQ4,QXU,SXE8,SXQ4,SXU,VXU1
	13013-Z1D-801	RING SET, PISTON(0.75) (RIKEN)	(1)	-	-----	LXE8,LXU,PXE8,PXU,QA26,QAG2,QSE8,QXE8,QXQ4,QXU,SXE8,SXQ4,SXU,VXU1
	13010-Z1D-801	RING SET, PISTON(STD.) (RIKEN)	1	-	1124482	LH,LHB5,LP,LT,LW,LXK,PX,QAB3,QD,QH,QHB5,QHP1,QMH,QP,QX,QXK,SD,SH,SX VSD3,VSD4,VSP,VX,VXK,VXT1,VXU
	13011-Z1D-801	RING SET, PISTON(0.25) (RIKEN)	(1)	-	1124482	LH,LHB5,LP,LT,LW,LXK,PX,QAB3,QD,QH,QHB5,QHP1,QMH,QP,QX,QXK,SD,SH,SX VSD3,VSD4,VSP,VX,VXK,VXT1,VXU
	13012-Z1D-801	RING SET, PISTON(0.50) (RIKEN)	(1)	-	1124482	LH,LHB5,LP,LT,LW,LXK,PX,QAB3,QD,QH,QHB5,QHP1,QMH,QP,QX,QXK,SD,SH,SX VSD3,VSD4,VSP,VX,VXK,VXT1,VXU
	13013-Z1D-801	RING SET, PISTON(0.75) (RIKEN)	(1)	-	1124482	LH,LHB5,LP,LT,LW,LXK,PX,QAB3,QD,QH,QHB5,QHP1,QMH,QP,QX,QXK,SD,SH,SX VSD3,VSD4,VSP,VX,VXK,VXT1,VXU
	13010-Z1D-801	RING SET, PISTON(STD.) (RIKEN)	1	-	1125907	QN,QT1,QTD,SN
	13011-Z1D-801	RING SET, PISTON(0.25) (RIKEN)	(1)	-	1125907	QN,QT1,QTD,SN
	13012-Z1D-801	RING SET, PISTON(0.50) (RIKEN)	(1)	-	1125907	QN,QT1,QTD,SN
	13013-Z1D-801	RING SET, PISTON(0.75) (RIKEN)	(1)	-	1125907	QN,QT1,QTD,SN
	13010-Z5H-004	RING SET, PISTON(STD.) (TPR)	1	-	1124483	LH,LHB5,LP,LT,LW,LXK,PX,QAB3,QD,QH,QHB5,QHP1,QMH,QP,QX,QXK,SD,SH,SX VSD3,VSD4,VSP,VX,VXK,VXT1,VXU
	13010-Z5K-003	RING SET, PISTON(STD.) (RIKEN)	1	-	1124483	LH,LHB5,LP,LT,LW,LXK,PX,QAB3,QD,QH,QHB5,QHP1,QMH,QP,QX,QXK,SD,SH,SX VSD3,VSD4,VSP,VX,VXK,VXT1,VXU



E-8

PISTON



Z1D0-E0800

Ref. No.	Part No.	Description	Reqd. QTY		Serial No.	Parts catalogue code
			GX 270 T	GX 270 T2		
(1)	13011-Z5H-004	RING SET, PISTON(0.25) (TPR)	(1)	-	1124483	LH,LHB5,LP,LT,LW,LXK,PX,QAB3,QD,QH,QHB5,QHP1,QMH,QP,QX,QXK,SD,SH,SX VSD3,VSD4,VSP,VX,VXK,VXT1,VXU
	13011-Z5K-003	RING SET, PISTON(0.25) (RIKEN)	(1)	-	1124483	LH,LHB5,LP,LT,LW,LXK,PX,QAB3,QD,QH,QHB5,QHP1,QMH,QP,QX,QXK,SD,SH,SX VSD3,VSD4,VSP,VX,VXK,VXT1,VXU
	13012-Z5H-004	RING SET, PISTON(0.50) (TPR)	(1)	-	1124483	LH,LHB5,LP,LT,LW,LXK,PX,QAB3,QD,QH,QHB5,QHP1,QMH,QP,QX,QXK,SD,SH,SX VSD3,VSD4,VSP,VX,VXK,VXT1,VXU
	13012-Z5K-003	RING SET, PISTON(0.50) (RIKEN)	(1)	-	1124483	LH,LHB5,LP,LT,LW,LXK,PX,QAB3,QD,QH,QHB5,QHP1,QMH,QP,QX,QXK,SD,SH,SX VSD3,VSD4,VSP,VX,VXK,VXT1,VXU
	13013-Z5H-004	RING SET, PISTON(0.75) (TPR)	(1)	-	1124483	LH,LHB5,LP,LT,LW,LXK,PX,QAB3,QD,QH,QHB5,QHP1,QMH,QP,QX,QXK,SD,SH,SX VSD3,VSD4,VSP,VX,VXK,VXT1,VXU
	13013-Z5K-003	RING SET, PISTON(0.75) (RIKEN)	(1)	-	1124483	LH,LHB5,LP,LT,LW,LXK,PX,QAB3,QD,QH,QHB5,QHP1,QMH,QP,QX,QXK,SD,SH,SX VSD3,VSD4,VSP,VX,VXK,VXT1,VXU
	13010-Z5H-004	RING SET, PISTON(STD.) (TPR)	1	-	1125908	QN,QT1,QTD,SN
	13010-Z5K-003	RING SET, PISTON(STD.) (RIKEN)	1	-	1125908	QN,QT1,QTD,SN
	13011-Z5H-004	RING SET, PISTON(0.25) (TPR)	(1)	-	1125908	QN,QT1,QTD,SN
	13011-Z5K-003	RING SET, PISTON(0.25) (RIKEN)	(1)	-	1125908	QN,QT1,QTD,SN
	13012-Z5H-004	RING SET, PISTON(0.50) (TPR)	(1)	-	1125908	QN,QT1,QTD,SN
	13012-Z5K-003	RING SET, PISTON(0.50) (RIKEN)	(1)	-	1125908	QN,QT1,QTD,SN
	13013-Z5H-004	RING SET, PISTON(0.75) (TPR)	(1)	-	1125908	QN,QT1,QTD,SN
	13013-Z5K-003	RING SET, PISTON(0.75) (RIKEN)	(1)	-	1125908	QN,QT1,QTD,SN
	13010-Z5K-004	RING SET, PISTON(STD.) (TEIKOKU)	-	1		
	13011-Z5K-004	RING SET, PISTON(0.25) (TEIKOKU)	-	(1)		
	13012-Z5K-004	RING SET, PISTON(0.50) (TEIKOKU)	-	(1)		
	13013-Z5K-004	RING SET, PISTON(0.75) (TEIKOKU)	-	(1)		
2	13101-ZH9-010	PISTON(STD.)	1	-		ES3,ES4,LH2,QBE1,QHB1,QTN,QXCK,QXE9,RA3,SH2,SXE,VKK,VPK,VS4,VXE8

E-8

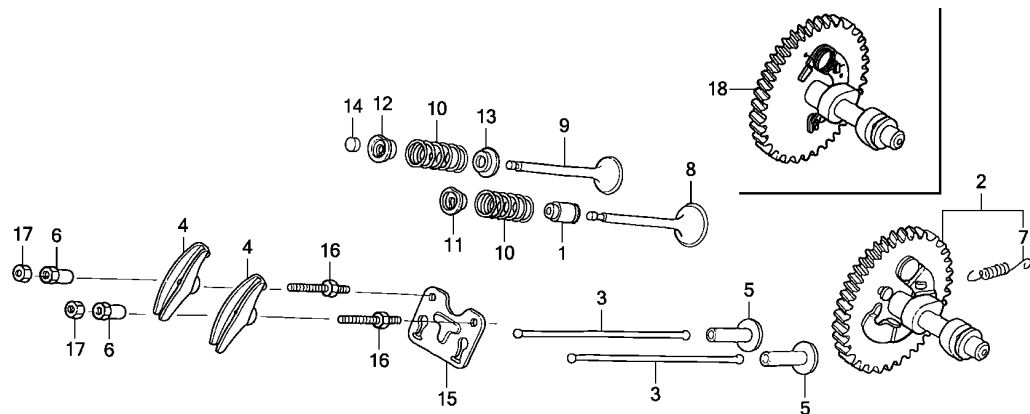
PISTON

Ref. No.	Part No.	Description	Reqd. QTY		Serial No.	Parts catalogue code
			GX 270 T	GX 270 T2		
(2)	13102-ZH9-010	PISTON(0.25)	(1)	-	-----	ES3,ES4,LH2,QBE1,QHB1,QTN,QXCK,QXE9,RA3,SH2,SXE,VKK,VPK,VS4,VXE8
	13103-ZH9-010	PISTON(0.50)	(1)	-	-----	ES3,ES4,LH2,QBE1,QHB1,QTN,QXCK,QXE9,RA3,SH2,SXE,VKK,VPK,VS4,VXE8
	13104-ZH9-010	PISTON(0.75)	(1)	-	-----	ES3,ES4,LH2,QBE1,QHB1,QTN,QXCK,QXE9,RA3,SH2,SXE,VKK,VPK,VS4,VXE8
	13101-ZH9-000	PISTON(STD.)	1	-	-----	LXE8,LXU,PXE8,PXU,QA26,QAG2,QSE8,QXE8,QXQ4,QXU,SXE8, SXQ4, SXU, VXU1
	13102-ZH9-000	PISTON(0.25)	(1)	-	-----	LXE8,LXU,PXE8,PXU,QA26,QAG2,QSE8,QXE8,QXQ4,QXU,SXE8, SXQ4, SXU, VXU1
	13103-ZH9-000	PISTON(0.50)	(1)	-	-----	LXE8,LXU,PXE8,PXU,QA26,QAG2,QSE8,QXE8,QXQ4,QXU,SXE8, SXQ4, SXU, VXU1
	13104-ZH9-000	PISTON(0.75)	(1)	-	-----	LXE8,LXU,PXE8,PXU,QA26,QAG2,QSE8,QXE8,QXQ4,QXU,SXE8, SXQ4, SXU, VXU1
	13101-ZH9-000	PISTON(STD.)	1	-	1124482	LH,LHB5,LP,LT,LW,LXK,PX,QAB3,QD,QH,QHB5,QHP1,QMH,QP,QX,QXK,SD,SH,SX VSD3,VSD4,VSP,VX,VXK,VXT1,VXU
	13102-ZH9-000	PISTON(0.25)	(1)	-	1124482	LH,LHB5,LP,LT,LW,LXK,PX,QAB3,QD,QH,QHB5,QHP1,QMH,QP,QX,QXK,SD,SH,SX VSD3,VSD4,VSP,VX,VXK,VXT1,VXU
	13103-ZH9-000	PISTON(0.50)	(1)	-	1124482	LH,LHB5,LP,LT,LW,LXK,PX,QAB3,QD,QH,QHB5,QHP1,QMH,QP,QX,QXK,SD,SH,SX VSD3,VSD4,VSP,VX,VXK,VXT1,VXU
	13104-ZH9-000	PISTON(0.75)	(1)	-	1124482	LH,LHB5,LP,LT,LW,LXK,PX,QAB3,QD,QH,QHB5,QHP1,QMH,QP,QX,QXK,SD,SH,SX VSD3,VSD4,VSP,VX,VXK,VXT1,VXU
	13101-ZE8-810	PISTON(E=7.1)	1	-	1125907	QN,QT1,QTD,SN
	13102-ZH9-000	PISTON(0.25)	(1)	-	1125907	QN,QT1,QTD,SN
	13103-ZH9-000	PISTON(0.50)	(1)	-	1125907	QN,QT1,QTD,SN
	13104-ZH9-000	PISTON(0.75)	(1)	-	1125907	QN,QT1,QTD,SN
	13101-ZH9-010	PISTON(STD.)	1	-	1124483	LH,LHB5,LP,LT,LW,LXK,PX,QAB3,QD,QH,QHB5,QHP1,QMH,QP,QX,QXK,SD,SH,SX VSD3,VSD4,VSP,VX,VXK,VXT1,VXU
	13102-ZH9-010	PISTON(0.25)	(1)	-	1124483	LH,LHB5,LP,LT,LW,LXK,PX,QAB3,QD,QH,QHB5,QHP1,QMH,QP,QX,QXK,SD,SH,SX VSD3,VSD4,VSP,VX,VXK,VXT1,VXU
	13103-ZH9-010	PISTON(0.50)	(1)	-	1124483	LH,LHB5,LP,LT,LW,LXK,PX,QAB3,QD,QH,QHB5,QHP1,QMH,QP,QX,QXK,SD,SH,SX VSD3,VSD4,VSP,VX,VXK,VXT1,VXU
	13104-ZH9-010	PISTON(0.75)	(1)	-	1124483	LH,LHB5,LP,LT,LW,LXK,PX,QAB3,QD,QH,QHB5,QHP1,QMH,QP,QX,QXK,SD,SH,SX VSD3,VSD4,VSP,VX,VXK,VXT1,VXU
	13101-ZE8-811	PISTON(E=7.1)	1	-	1125908	QN,QT1,QTD,SN
	13102-ZH9-010	PISTON(0.25)	(1)	-	1125908	QN,QT1,QTD,SN
	13103-ZH9-010	PISTON(0.50)	(1)	-	1125908	QN,QT1,QTD,SN
	13104-ZH9-010	PISTON(0.75)	(1)	-	1125908	QN,QT1,QTD,SN
	13102-Z5K-000	PISTON(0.25)	-	(1)		
	13103-Z5K-000	PISTON(0.50)	-	(1)		
	13104-Z5K-000	PISTON(0.75)	-	(1)		
	13101-Z5K-000	PISTON(STD.)	-	1	-----	ES1,LH,LH2,LJG,PX,QBE1,QD,QH,QHB1,QHB5,QHP1,QMH,QN,QP,QTD,QTN,QX,QXCK QXE9,QXK,SD,SH,SJG, SX, SZAX, VKK, VMT, VS3, VS4, VSD4, VSP, VX, VXE8, VXK, VZKK QCT, QHB2, QHT, QHT1, QHTN, SHB2, SHKR, VPX6
	13101-Z1D-900	.....	-	1	-----	
3	13111-ZE2-000	PIN, PISTON	1	-		
	13111-Z5K-000	.....	-	1		
4	13200-Z1D-000	ROD ASSY., CONNECTING(STD.)	1	1	-----	ES1,ES3,ES4,LH,LH2,LHB5,LJG,LP,LT,LW,LXE8,LXK,LXU, PX, PXE8, PXU, QA26 QAB3, QAG2, QBE1, QD, QH, QHB1, QHB5, QHP1, QMH, QN, QP, QSE8, QT1, QTD, QTN, QX QXCK, QXE8, QXE9, QXK, QXQ4, QXU, RA3, SD, SH, SH2, SJG, SN, SX, SXE, SXE8, SXQ4, SXU SZAX, VKK, VMT, VPK, VS3, VS4, VSD3, VSD4, VSP, VX, VXE8, VXK, VXT1, VXU, VXU1, VZKK
	13200-ZE2-305	ROD ASSY., CONNECTING (0.25 UNDER SIZE)	(1)	-	-----	ES3,ES4,QXE9,RA3,SXE,VKK,VPK,VS4,VXE8
	13200-Z1D-305	.....	(1)	-	-----	LH,LH2,LHB5,LP,LT,LW,LXE8,LXK,LXU, PX, PXE8, PXU, QA26, QAB3, QAG2, QBE1, QD QH, QHB1, QHB5, QHP1, QMH, QN, QP, QSE8, QT1, QTD, QTN, QX, QXCK, QXE8, QXK, QXQ4 QXU, SD, SH, SH2, SN, SX, SXE8, SXQ4, SXU, VSD3, VSD4, VSP, VX, VXK, VXT1, VXU, VXU1
	13200-Z1D-900	ROD ASSY., CONNECTING(STD.)	-	(1)		
5	90001-ZE8-000	BOLT, CONNECTING ROD	2	2		
6	90551-ZE1-000	CLIP, PISTON PIN, 18MM	2	2		



E-9

CAMSHAFT



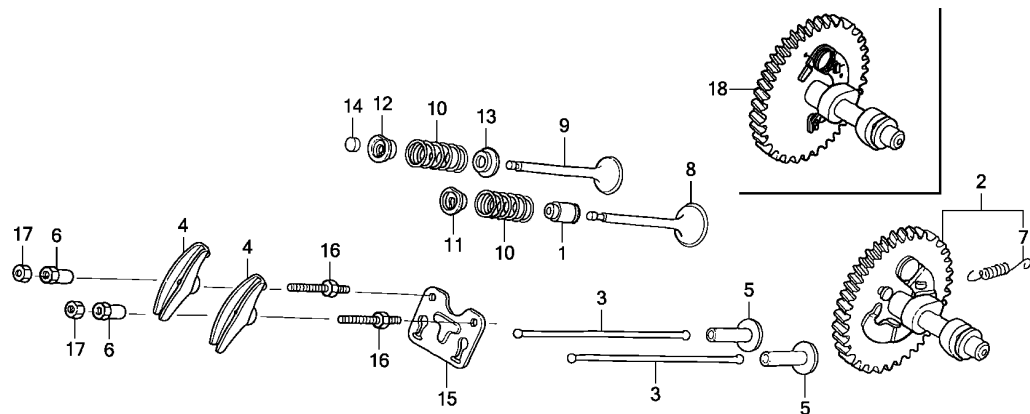
FR. →  
Z1D0E0900A

Ref. No.	L.O.N.	(Relative ref. Number) Description	F.R.T.
1	1111K2	SEAL, INTAKE VALVE STEM ..... .INCLUDES: Valve clearance adjustment	0.6
2	1111K2J	.iGX type add ..... (18)	0.2
	1111C2	CAMSHAFT ..... .INCLUDES: Valve clearance adjustment	0.4
3	1111L6	ROD, PUSH :INTAKE ..... .INCLUDES: Valve clearance adjustment	0.2
	1111L6A	.Replace exhaust push rod add	0.1
	1111L7	ROD, PUSH :EXHAUST ..... .INCLUDES: Valve clearance adjustment	0.2
	1111L7A	.Replace intake push rod add	0.1
4	1111A2	ARM, ROCKER :INTAKE ..... .INCLUDES: Valve clearance adjustment	0.2
	1111A2A	.Replace exhaust rocker arm add ..... add .....	0.1
	1111A1	ARM, ROCKER :EXHAUST ..... .INCLUDES: Valve clearance adjustment	0.2
	1111A1A	.Replace intake rocker arm add	0.1

Ref. No.	Part No.	Description	Reqd. QTY		Serial No.	Parts catalogue code
			GX 270 T	GX 270 T2		
1	12209-ZE8-003	SEAL, VALVE STEM .....	1	1		
2	14100-ZH9-010	CAMSHAFT ASSY. ....	1	-	-----	ES3,ES4,LP,LT,LW,QD,QN,QP,QT1,QTD,QTN,SD,SN,VKK,VPK,VS4,VSD3,VSD4 VXT1
	14100-ZE3-020	.....	1	-	-----	LH,LH2,LHB5,LXE8,LXK,LXU,PX,PXE8,PXU,QA26,QAB3,QAG2,QBE1,QH,QHB1,QHB5 QHP1,QMH,QSE8,QX,QXCK,QXE8,QXE9,QXK,QXQ4,QXU,RA3,SH,SH2,SX,SXE,SXE8 SXQ4,SXU,VSP,VX,VXE8,VXK,VXU,VXU1
	14100-Z5K-810	CAMSHAFT ASSY.(MOLDING CAM) -	-	1	1033929	LH,LH2,PX,QBE1,QD,QH,QHB1,QHB5,QHP1,QMH,QN,QP,QTD,QTN,QX,QXCK,QXE9 QXK,SD,SH,SX,VKK,VMT,VS4,VSD4,VSP,VX,VXE8,VXK
3	14410-Z1D-000	ROD, PUSH .....	2	2		
4	14431-ZE2-010	ARM, VALVE ROCKER .....	2	2		
5	14441-ZE2-000	LIFTER, VALVE .....	2	2		
6	14451-ZE1-013	PIVOT, ROCKER ARM .....	2	2	-----	ES1,ES3,ES4,LH,LH2,LHB5,LJG,LP,LT,LW,LXE8,LXK,LXU,PX,PXE8,PXU,QA26 QAB3,QAG2,QBE1,QCT,QD,QH,QHB1,QHB2,QHB5,QHP1,QHT,QHT1,QMH,QN,QP,QSE8 QT1,QTD,QTN,QX,QXCK,QXE8,QXE9,QXK,QXQ4,QXU,RA3,SD,SH,SH2,SHKR,SJG,SN SX,SXE,SXE8,SXQ4,SXU,SZAX,VKK,VMT,VPK,VS3,VS4,VSD3,VSD4,VSP,VX,VXE8 VXK,VXT1,VXU,VXU1,VZKK
	14451-Z4M-000	.....	-	2	-----	QHTN,SHB2,VPX6
7	14568-ZE1-000	SPRING, WEIGHT RETURN .....	1	-	-----	
			-	1	1033929	LH,LH2,PX,QBE1,QD,QH,QHB1,QHB5,QHP1,QMH,QN,QP,QTD,QTN,QX,QXCK,QXE9 QXK,SD,SH,SX,VKK,VMT,VS4,VSD4,VSP,VX,VXE8,VXK
8	14711-ZE2-000	VALVE, IN. ....	1	-	-----	
	14711-Z5K-000	.....	-	1	-----	ES1,LH,LH2,LJG,PX,QBE1,QD,QH,QHB1,QHB5,QHP1,QMH,QN,QP,QTD,QTN,QX,QXCK QXE9,QXK,SD,SH,SJG,SX,VKK,VMT,VS3,VS4,VSD4,VSP,VX,VXE8,VXK,VZKK
	14711-Z5K-900	.....	-	1	-----	QCT,QHB2,QHT,QHT1,QHTN,SHB2,SHKR,SZAX,VPX6
9	14721-ZE2-000	VALVE, EX. ....	1	-	-----	
	14721-Z5K-000	.....	-	1	-----	ES1,LH,LH2,LJG,PX,QBE1,QD,QH,QHB1,QHB5,QHP1,QMH,QN,QP,QTD,QTN,QX,QXCK QXE9,QXK,SD,SH,SJG,SX,VKK,VMT,VS3,VS4,VSD4,VSP,VX,VXE8,VXK,VZKK
	14721-Z5K-900	.....	-	1	-----	QCT,QHB2,QHT,QHT1,QHTN,SHB2,SHKR,SZAX,VPX6

E-9

CAMSHAFT



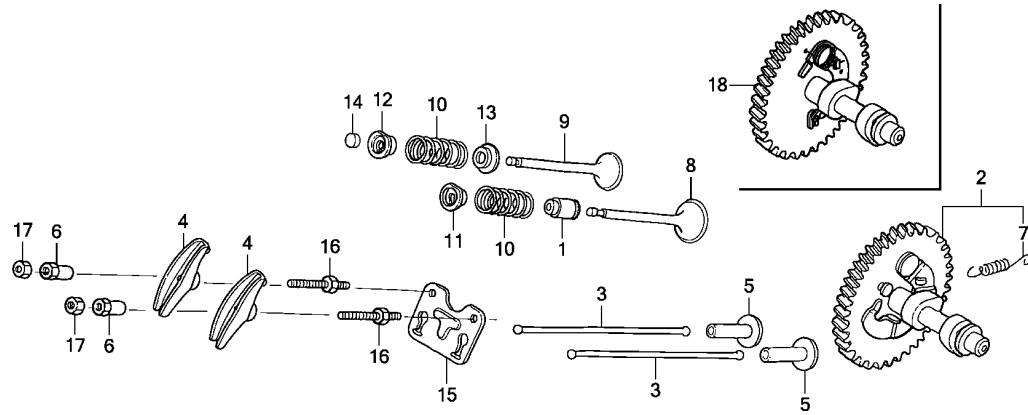
Ref. No.	L.O.N.	(Relative ref. Number) Description	F.R.T.
5	1111L9	LIFTER, VALVE :INTAKE ..... .INCLUDES: Valve clearance adjustment .NOTE: Same time for two units	0.4
	1111M0	LIFTER, VALVE :EXHAUST ..... .INCLUDES: Valve clearance adjustment .NOTE: Same time for two units	0.4
8	1111L1	VALVE, INTAKE ..... .INCLUDES: Valve clearance adjustment and reface	0.7
	1111L1E	.Replace intake and exhaust all add .....	0.2
	1111L1H	.iGX type add .....	0.2
9	1111L0	VALVE, EXHAUST ..... .INCLUDES: Valve clearance adjustment and reface	0.7
	1111L0E	.Replace intake and exhaust all add .....	0.2
	1111L0H	.iGX type add .....	0.2
10	1111P3	SPRING, VALVE :INTAKE ..... .INCLUDES: Valve clearance adjustment	0.6
	1111P3A	.Replace intake and exhaust all add .....	0.1

Ref. No.	Part No.	Description	Reqd. QTY		Serial No.	Parts catalogue code
			GX 270 T	GX 270 T2		
10	14751-Z1C-000	SPRING, VALVE .....	2	2		
11	14771-Z8S-000 14771-ZE2-000	RETAINER, IN. VALVE SPRING ..	1	-	-----	ES3,ES4,QXCK,QXE9,RA3,SXE,VKK,VPK,VS4,VXE8 LH,LH2,LHB5,LP,LT,LW,LXE8,LXK,LXU,PX,PXE8,PXU,QA26,QAB3,QAG2,QBE1,QD QH,QHB1,QHB5,QHP1,QMH,QN,QP,QSE8,QT1,QTD,QTN,QX,QXE8,QXK,QXQ4,QXU,SD SH,SH2,SN,SX,SXE8,SXQ4,SXU,VSD3,VSD4,VSP,VX,VXK,VXT1,VXU,VXU1
	14771-Z8S-000	.....	-	1		
12	14773-Z8S-000 14773-ZE2-000	RETAINER, EX. VALVE SPRING ..	1	-	-----	ES3,ES4,QXCK,QXE9,RA3,SXE,VKK,VPK,VS4,VXE8 LH,LH2,LHB5,LP,LT,LW,LXE8,LXK,LXU,PX,PXE8,PXU,QA26,QAB3,QAG2,QBE1,QD QH,QHB1,QHB5,QHP1,QMH,QN,QP,QSE8,QT1,QTD,QTN,QX,QXE8,QXK,QXQ4,QXU,SD SH,SH2,SN,SX,SXE8,SXQ4,SXU,VSD3,VSD4,VSP,VX,VXK,VXT1,VXU,VXU1
	14771-Z8S-000	RETAINER, IN. VALVE SPRING .. (EXHAUST SIDE)	-	1		
13	14775-ZE2-010	SEAT, VALVE SPRING .....	1	1		
14	14781-ZE2-000	ROTATOR, VALVE .....	1	-		
15	14791-ZE2-010	GUIDE, PUSH ROD .....	1	-	-----	ES3,ES4,LH,LH2,LHB5,LP,LT,LW,LXE8,LXK,LXU,PX,PXE8,PXU,QA26,QAB3,QAG2 QD,QH,QHB5,QHP1,QMH,QN,QP,QSE8,QT1,QTD,QX,QXE8,QXE9,QXK,QXQ4,QXU,RA3 SD,SH,SH2,SN,SX,SXE,SXE8,SXQ4,SXU,VKK,VPK,VS4,VSD3,VSD4,VSP,VX,VXE8 VXK,VXT1,VXU,VXU1
	14791-Z1D-000	.....	1	-	-----	QBE1,QHB1,QTN,QXCK
			-	1		
16	90012-ZE0-010	BOLT, PIVOT, 8MM .....	2	2		
17	90206-ZE1-000	NUT, PIVOT ADJUSTING .....	2	2		
18	14100-Z5K-910	CAMSHAFT COMP.(STD) (PRESS FIT CAM)	-	1	-----	ES1,LJG,QCT,QHB2,QHT,QHT1,QHTN,SHB2,SHKR,SJG,SZAX,VPX6,VS3,VZKK LH,LH2,PX,QBE1,QD,QH,QHB1,QHB5,QHP1,QMH,QN,QP,QTD,QTN,QX,QXCK,QXE9 QXK,SD,SH,SX,VKK,VMT,VS4,VSD4,VSP,VX,VXE8,VXK
			-	1	1033930	



# E-9

# CAMSHAFT



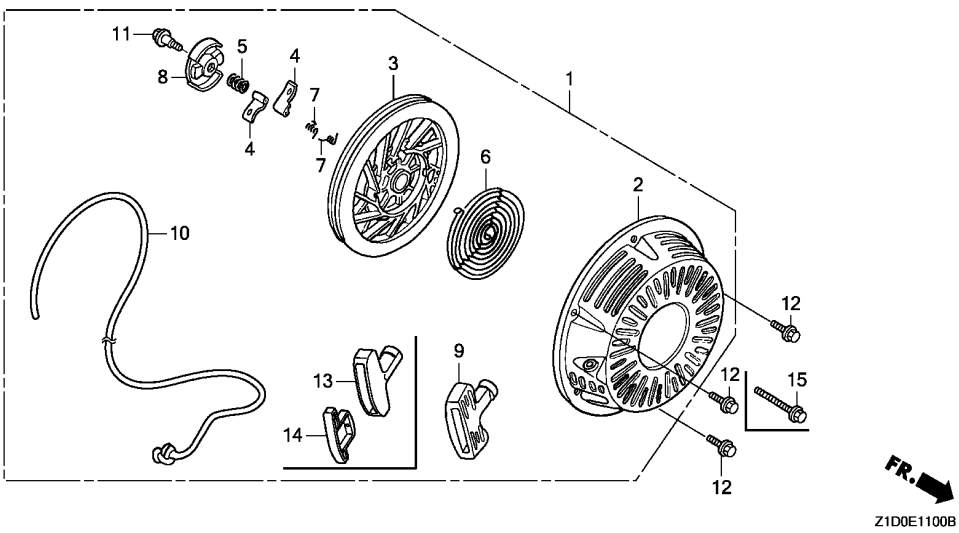
Z1D0E0900A

Ref. No.	L.O.N.	(Relative ref. Number) Description	F.R.T.
+10	1111P3F	.iGX type add .....	0.2
	1111P4	SPRING, VALVE :EXHAUST .....	0.6
		.INCLUDES: Valve clearance adjustment	
	1111P4A	.Replace intake and exhaust all add .....	0.1
	1111P4F	.iGX type add .....	0.2
14	1111J7	ROTATOR, VALVE .....	0.2
		.INCLUDES: Valve clearance adjustment	

2

E-11

RECOIL STARTER(1)



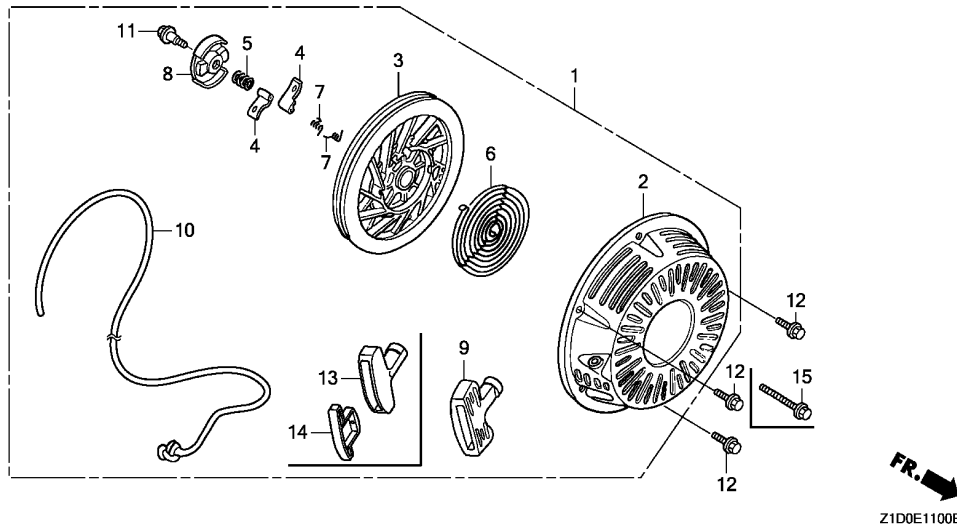
Ref. No.	L.O.N.	(Relative ref. Number) Description	F.R.T.
1	1121B9	STARTER, RECOIL .....	0.1
3	1121B1	REEL, RECOIL STARTER .....	0.3
4		(7)	
	1121B0	STARTER RATCHET AND/OR SPRING	0.2
6	1121B7	SPRING, RECOIL STARTER RETURN	0.3
8		(5)	
	1121B2	RETAINER, SPRING .....	0.2
9		(13)	
	1121A3	GRIP, RECOIL STARTER .....	0.1
10	1121B3	ROPE, RECOIL STARTER .....	0.3

Ref. No.	Part No.	Description	Reqd. QTY		Serial No.	Parts catalogue code
			GX 270 T	GX 270 T2		
1	28400-ZE2-W01ZN	STARTER ASSY., RECOIL	1	-		LXE8,LXU,PXE8,PXU,QA26,QAG2,QSE8,QXE8,QXQ4,QXU,SXE8,SXQ4,SXU,VXU1
	*R280*	.....POWER RED	1	-		RA3,VKK,VXE8
	28400-ZE2-W01ZB	*NH1*.....BLACK	1	-		VS4
	28400-ZE2-W01ZG	*NH105*...MAT BLACK (#15-#20)	1	-		ES3,ES4,LH,LH2,LHB5,LP,LT,LW,LXK,PX,QAB3,QBE1,QD,QH,QHB1,QHB5,QHP1
	28400-ZE2-W01ZN	*R280*.....POWER RED	1	-	1182150	QMH,QN,QP,QT1,QTD,QTN,QX,QXCK,QXE9,QXK,RA3,SD,SH,SH2,SN,SX,SXE,VPK
	28400-ZE2-W02ZN	*R280*.....POWER RED	1	-	1182151	VSD3,VSD4,VSP,VX,VXE8,VXK,VXT1,VXU
	28400-Z5K-013ZA	*R280*.....POWER RED	-	1		ES3,ES4,LH,LH2,LHB5,LP,LT,LW,LXK,PX,QAB3,QBE1,QD,QH,QHB1,QHB5,QHP1
	28400-Z5K-013ZB	*NH1*.....BLACK	-	1		QMH,QN,QP,QT1,QTD,QTN,QX,QXCK,QXE9,QXK,RA3,SD,SH,SH2,SN,SX,SXE,VPK
	28400-Z5K-003ZA	*R280*.....POWER RED	-	1		VSD3,VSD4,VSP,VX,VXE8,VXK,VXT1,VXU
	28400-Z5K-003ZB	*NH1*.....BLACK	-	1		ES1,LJG,QCT,QHB2,QHT,QHT1,QHTN,SHB2,SHKR,SJG,VPX6,VS3
2	28410-ZE2-W01ZN	CASE COMP., RECOIL STARTER	1	1		ES1,LJG,SJG,VS3
	*R280*.....POWER RED		1	1		LH,LH2,PX,QBE1,QD,QH,QHB1,QHB5,QHP1,QMH,QN,QP,QTD,QTN,QX,QXCK,QXE9
	28410-ZE2-W01ZB	*NH1*.....BLACK	1	-		QXK,SD,SH,SX,VMT,VSD4,VSP,VX,VXE8,VXK
	28410-ZE2-W01ZG	*NH105*...MAT BLACK (#15-#20)	1	-		VKK,VS4,VXE8
	28410-ZE2-W01ZB	*NH1*.....BLACK	1	-		ES1,ES3,ES4,LH,LH2,LHB5,LJG,LP,LT,LW,LXE8,LXK,LXU,PX,PXE8,PXU,QA26
3	28421-ZE2-W01	PULLEY, RECOIL STARTER .....	1	1		QAB3,QAG2,QBE1,QCT,QD,QH,QHB1,QHB2,QHB5,QHP1,QHT,QHT1,QHTN,QMH,QN,QP
	28410-ZE2-W01ZB	*NH1*.....BLACK	1	-		QSE8,QT1,QTD,QTN,QX,QXCK,QXE8,QXE9,QXK,QXQ4,QXU,RA3,SD,SH,SH2,SHB2
	28410-ZE2-W01ZG	*NH105*...MAT BLACK (#15-#20)	1	-		SHKR,SJG,SN,SX,SXE,SXE8,SXQ4,SXU,VMT,VPK,VPX6,VS3,VSD3,VSD4,VSP,VX
	28410-ZE2-W01ZB	*NH1*.....BLACK	1	-		VXE8,VXK,VXT1,VXU,VXU1
	28410-ZE2-W01ZB	*NH1*.....BLACK	1	-		RA3,VKK,VXE8
	28410-ZE2-W01ZG	*NH105*...MAT BLACK (#15-#20)	1	-		VS4
	28410-ZE2-W01ZB	*NH1*.....BLACK	1	-		ES1,LJG,SJG,VKK,VS3,VS4,VXE8
	28421-ZE2-W01	PULLEY, RECOIL STARTER .....	1	1		ES1,ES3,ES4,LH,LH2,LHB5,LJG,LP,LT,LW,LXE8,LXK,LXU,PX,PXE8,PXU,QA26
	28410-ZE2-W01ZB	*NH1*.....BLACK	1	-		QAB3,QAG2,QBE1,QCT,QD,QH,QHB1,QHB2,QHB5,QHP1,QHT,QHT1,QHTN,QMH,QN,QP
	28410-ZE2-W01ZG	*NH105*...MAT BLACK (#15-#20)	1	-		QSE8,QT1,QTD,QTN,QX,QXCK,QXE8,QXE9,QXK,QXQ4,QXU,RA3,SD,SH,SH2,SHB2
	28410-ZE2-W01ZB	*NH1*.....BLACK	1	-		SHKR,SJG,SN,SX,SXE,SXE8,SXQ4,SXU,VKK,VMT,VPK,VPX6,VS3,VS4,VSD3,VSD4
	28421-ZE2-W01	PULLEY, RECOIL STARTER .....	1	1		VSP,VX,VXE8,VXK,VXT1,VXU,VXU1



# E-11

# RECOIL STARTER(1)



Ref. No.	Part No.	Description	Reqd. QTY		Serial No.	Parts catalogue code
			GX 270 T	GX 270 T2		
4	28422-ZE2-W01	RATCHET, STARTER .....	2	2	-----	ES1,ES3,ES4,LH,LH2,LHB5,LJG,LP,LT,LW,LXE8,LXK,LXU,PX,PXE8,PXU,QA26,QAB3,QAG2,QBE1,QCT,QD,QH,QHB1,QHB2,QHB5,QHP1,QHT,QHT1,QHTN,QMH,QN,QP,QSE8,QT1,QTD,QTN,QX,QXCK,QXE8,QXE9,QXK,QXQ4,QXU,RA3,SD,SH,SH2,SHB2,SHKR,SJG,SN,SX,SXE,SXE8,SXQ4,SXU,VKK,VMT,VPK,VPX6,VS3,VS4,VSD3,VSD4,VSP,VX,VXE8,VXK,VXT1,VXU,VXU1
5	28441-ZE2-W01	SPRING, FRICTION .....	1	1	-----	ES1,ES3,ES4,LH,LH2,LHB5,LJG,LP,LT,LW,LXE8,LXK,LXU,PX,PXE8,PXU,QA26,QAB3,QAG2,QBE1,QCT,QD,QH,QHB1,QHB2,QHB5,QHP1,QHT,QHT1,QHTN,QMH,QN,QP,QSE8,QT1,QTD,QTN,QX,QXCK,QXE8,QXE9,QXK,QXQ4,QXU,RA3,SD,SH,SH2,SHB2,SHKR,SJG,SN,SX,SXE,SXE8,SXQ4,SXU,VKK,VMT,VPK,VPX6,VS3,VS4,VSD3,VSD4,VSP,VX,VXE8,VXK,VXT1,VXU,VXU1
6	28442-ZE2-W01	SPRING, STARTER RETURN .....	1	1	-----	ES1,ES3,ES4,LH,LH2,LHB5,LJG,LP,LT,LW,LXE8,LXK,LXU,PX,PXE8,PXU,QA26,QAB3,QAG2,QBE1,QCT,QD,QH,QHB1,QHB2,QHB5,QHP1,QHT,QHT1,QHTN,QMH,QN,QP,QSE8,QT1,QTD,QTN,QX,QXCK,QXE8,QXE9,QXK,QXQ4,QXU,RA3,SD,SH,SH2,SHB2,SHKR,SJG,SN,SX,SXE,SXE8,SXQ4,SXU,VKK,VMT,VPK,VPX6,VS3,VS4,VSD3,VSD4,VSP,VX,VXE8,VXK,VXT1,VXU,VXU1
7	28443-ZE2-W01	SPRING, RATCHET .....	2	2	-----	ES1,ES3,ES4,LH,LH2,LHB5,LJG,LP,LT,LW,LXE8,LXK,LXU,PX,PXE8,PXU,QA26,QAB3,QAG2,QBE1,QCT,QD,QH,QHB1,QHB2,QHB5,QHP1,QHT,QHT1,QHTN,QMH,QN,QP,QSE8,QT1,QTD,QTN,QX,QXCK,QXE8,QXE9,QXK,QXQ4,QXU,RA3,SD,SH,SH2,SHB2,SHKR,SJG,SN,SX,SXE,SXE8,SXQ4,SXU,VKK,VMT,VPK,VPX6,VS3,VS4,VSD3,VSD4,VSP,VX,VXE8,VXK,VXT1,VXU,VXU1
8	28444-ZE2-W01	RETAINER, SPRING .....	1	1	-----	ES1,ES3,ES4,LH,LH2,LHB5,LJG,LP,LT,LW,LXE8,LXK,LXU,PX,PXE8,PXU,QA26,QAB3,QAG2,QBE1,QCT,QD,QH,QHB1,QHB2,QHB5,QHP1,QHT,QHT1,QHTN,QMH,QN,QP,QSE8,QT1,QTD,QTN,QX,QXCK,QXE8,QXE9,QXK,QXQ4,QXU,RA3,SD,SH,SH2,SHB2,SHKR,SJG,SN,SX,SXE,SXE8,SXQ4,SXU,VKK,VMT,VPK,VPX6,VS3,VS4,VSD3,VSD4,VSP,VX,VXE8,VXK,VXT1,VXU,VXU1

# E-11

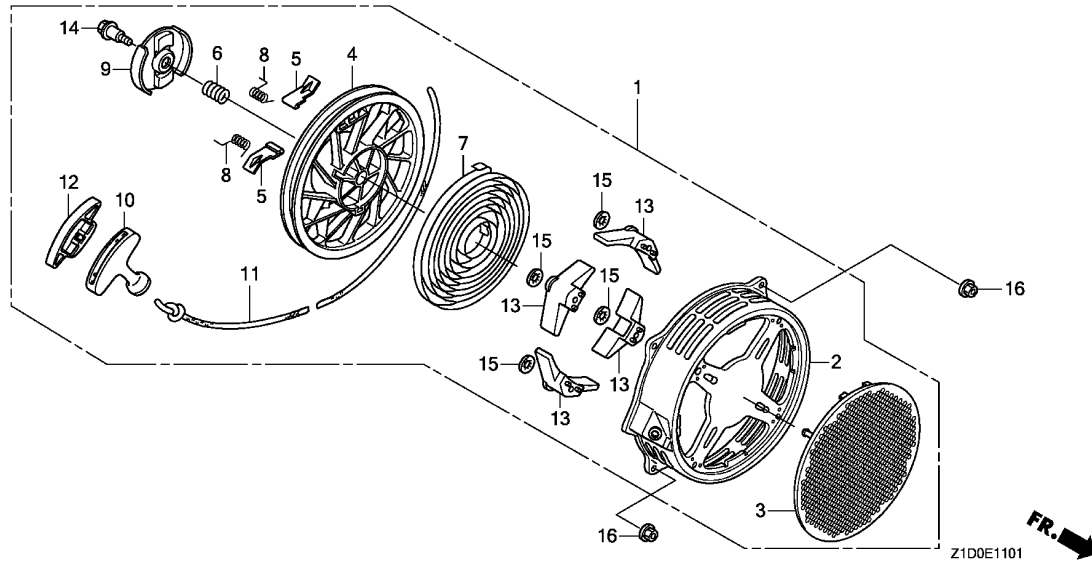
# RECOIL STARTER(1)

Ref. No.	Part No.	Description	Reqd. QTY		Serial No.	Parts catalogue code
			GX 270 T	GX 270 T2		
9	28461-ZE2-W02	GRIP, STARTER .....	1	-	-----	LXE8,LXU,PXE8,PXU,QA26,QAG2,QSE8,QXE8,QXQ4,QXU,SXE8,SXQ4,SXU,VXU1
			1	-	1182150	ES3,ES4,LH,LH2,LHB5,LP,LT,LW,LXK,PX,QAB3,QBE1,QD,QH,QHB1,QHB5,QHP1
	28461-ZE2-W03	.....	1	-	1182151	ES3,ES4,LH,LH2,LHB5,LP,LT,LW,LXK,PX,QAB3,QBE1,QD,QH,QHB1,QHB5,QHP1
						QMH,QN,QP,QT1,QTD,QTN,QX,QXCK,QXE9,QXK,RA3,SD,SH,SH2,SN,SX,SXE,VKK
						VPK,VS4,VSD3,VSD4,VSP,VX,VXE8,VXK,VXT1,VXU
10	28462-ZE2-W11	ROPE, RECOIL STARTER .....	1	1	-----	ES1,ES3,ES4,LH,LH2,LHB5,LJG,LP,LT,LW,LXE8,LXK,LXU,PX,PXE8,PXU,QA26
						QAB3,QAG2,QBE1,QCT,QD,QH,QHB1,QHB2,QHB5,QHP1,QHT,QHT1,QHTN,QMH,QN,QP
						QSE8,QT1,QTD,QTN,QX,QXCK,QXE8,QXE9,QXK,QXQ4,QXU,RA3,SD,SH,SH2,SHB2
						SHKR,SJG,SN,SX,SXE,SXE8,SXQ4,SXU,VKK,VMT,VPK,VPX6,VS3,VS4,VSD3,VSD4
						VSP,VX,VXE8,VXK,VXT1,VXU,VXU1
11	90004-ZE2-W01	SCREW, CENTER .....	1	1	-----	ES1,ES3,ES4,LH,LH2,LHB5,LJG,LP,LT,LW,LXE8,LXK,LXU,PX,PXE8,PXU,QA26
						QAB3,QAG2,QBE1,QCT,QD,QH,QHB1,QHB2,QHB5,QHP1,QHT,QHT1,QHTN,QMH,QN,QP
						QSE8,QT1,QTD,QTN,QX,QXCK,QXE8,QXE9,QXK,QXQ4,QXU,RA3,SD,SH,SH2,SHB2
						SHKR,SJG,SN,SX,SXE,SXE8,SXQ4,SXU,VKK,VMT,VPK,VPX6,VS3,VS4,VSD3,VSD4
						VSP,VX,VXE8,VXK,VXT1,VXU,VXU1
12	90008-ZE2-003	BOLT, FLANGE, 6X10 .....	3	3	-----	ES1,ES3,ES4,LH,LH2,LHB5,LJG,LP,LT,LW,LXE8,LXK,LXU,PX,PXE8,PXU,QA26
						QAB3,QAG2,QBE1,QD,QH,QHB1,QHB5,QHP1,QMH,QN,QP,QSE8,QT1,QTD,QTN,QX
						QXCK,QXE8,QXE9,QXK,QXQ4,QXU,RA3,SD,SH,SH2,SJG,SN,SX,SXE,SXE8,SXQ4,SXU
						VKK,VMT,VPK,VS3,VS4,VSD3,VSD4,VSP,VX,VXE8,VXK,VXT1,VXU,VXU1
	95701-06010-00	.....	-	3	-----	QCT,QHT,QHT1,QHTN,SHKR,VPX6
			-	2	-----	QHB2,SHB2
13	28461-Z5T-003	GRIP, STARTER .....	-	1	-----	ES1,LH,LH2,LJG,PX,QBE1,QCT,QD,QH,QHB1,QHB2,QHB5,QHP1,QHT,QHT1,QHTN
						QMH,QN,QP,QTD,QTN,QX,QXCK,QXE9,QXK,SD,SH,SHB2,SHKR,SJG,SX,VKK,VMT
						VPX6,VS3,VS4,VSD4,VSP,VX,VXE8,VXK
14	28463-Z5T-013	GRIP, REINFORCEMENT .....	-	1	-----	ES1,LJG,QCT,QHB2,QHT,QHT1,QHTN,SHB2,SHKR,SJG,VPX6,VS3
	28463-Z5T-003	.....	-	1	-----	LH,LH2,PX,QBE1,QD,QH,QHB1,QHB5,QHP1,QMH,QN,QP,QTD,QTN,QX,QXCK,QXE9
						QXK,SD,SH,SX,VKK,VMT,VS4,VSD4,VSP,VX,VXE8,VXK
15	95701-06030-00	BOLT, FLANGE, 6X30 .....	-	1	-----	QHB2,SHB2



# E-11-1

# RECOIL STARTER(2)



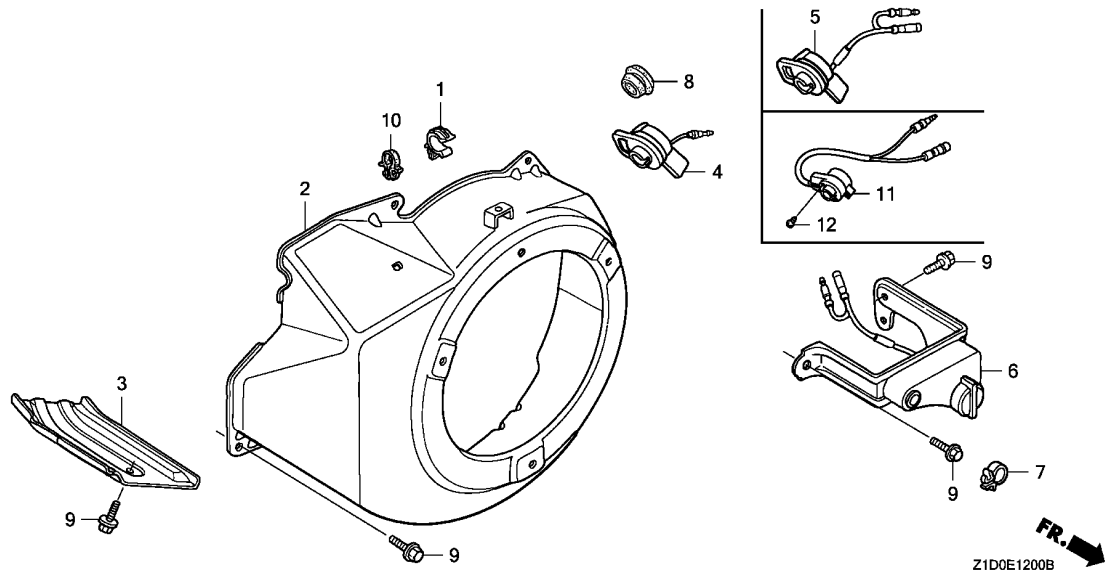
Ref. No.	L.O.N.	(Relative ref. Number) Description	F.R.T.
1	1121B9	STARTER, RECOIL .....	0.1
3	1121D2	COVER, RECOIL STARTER .....	0.4
4	1121B1	REEL, RECOIL STARTER .....	0.3
5	1121B0	STARTER RATCHET AND/OR SPRING .NOTE: Same time for two units	0.2
7	1121B7	SPRING, RECOIL STARTER RETURN (6)	0.3
9	1121B2	RETAINER, SPRING .....	0.2
10	1121A3	GRIP, RECOIL STARTER .....	0.1
11	1121B3	ROPE, RECOIL STARTER .....	0.3

2

Ref. No.	Part No.	Description	Reqd. QTY		Serial No.	Parts catalogue code
			GX 270 T	GX 270 T2		
1	28400-Z5T-W03ZA	STARTER ASSY., RECOIL	-	1	-----	SZAX,VZKK
	*NH1*.....	BLACK	-	1	-----	SZAX,VZKK
	28400-Z5T-W03ZB	*R280*.....	-	1	-----	SZAX,VZKK
2	28410-Z5T-W02ZA	CASE COMP., RECOIL STARTER	-	1	-----	SZAX,VZKK
	*NH1*.....	BLACK	-	1	-----	SZAX,VZKK
	28410-Z5T-W02ZB	*R280*.....	-	1	-----	SZAX,VZKK
3	28411-Z5T-W01	COVER, RECOIL STARTER .....	-	1	-----	SZAX,VZKK
4	28421-Z5T-W01	PULLEY, RECOIL STARTER .....	-	1	-----	SZAX,VZKK
5	28422-ZE2-W01	RATCHET, STARTER .....	-	2	-----	SZAX,VZKK
6	28441-ZE2-W01	SPRING, FRICTION .....	-	1	-----	SZAX,VZKK
7	28442-ZE2-W01	SPRING, STARTER RETURN .....	-	1	-----	SZAX,VZKK
8	28443-ZE2-W01	SPRING, RATCHET .....	-	2	-----	SZAX,VZKK
9	28444-ZE2-W01	RETAINER, SPRING .....	-	1	-----	SZAX,VZKK
10	28461-Z5T-003	GRIP, STARTER .....	-	1	-----	SZAX,VZKK
11	28462-ZE3-W01	ROPE, RECOIL STARTER .....	-	1	-----	SZAX,VZKK
12	28463-Z5T-013	GRIP, REINFORCEMENT .....	-	1	-----	SZAX,VZKK
13	28465-Z5T-W01	COVER, ROPE .....	-	4	-----	SZAX,VZKK
14	90004-ZE2-W01	SCREW, CENTER .....	-	1	-----	SZAX,VZKK
15	90201-Z5T-W01	NUT, PUSH .....	-	4	-----	SZAX,VZKK
16	94050-06000	NUT, FLANGE, 6MM .....	-	4	-----	SZAX,VZKK

# E-12

# FAN COVER(1)



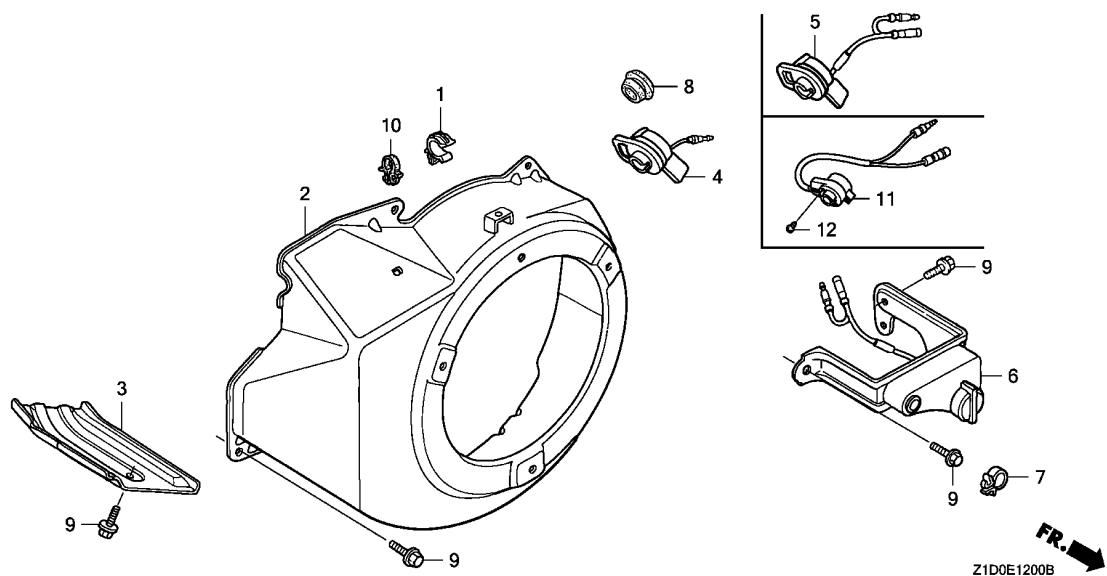
Ref. No.	L.O.N.	(Relative ref. Number) Description	F.R.T.
2	1141G8	COVER, ENGINE COOLING FAN (5,6,11)	0.2
4	6151D9	SWITCH, ENGINE STOP	0.2

Ref. No.	Part No.	Description	Reqd. QTY		Serial No.	Parts catalogue code
			GX 270 T	GX 270 T2		
1	16731-ZE2-003	CLIP, TUBE	1	1	-----	LH,LH2,LHB5,LP,LT,LW,LXE8,LXK,LXU,PX,PXE8,PXU,QA26,QAB3,QAG2,QBE1,QCT,QD,QH,QHB1,QHB5,QHP1,QHT,QHT1,QHTN,QMH,QN,QP,QSE8,QT1,QTD,QTN,QX,QXCK,QXE8,QXE9,QXK,QXQ4,QXU,RA3,SD,SH,SH2,SN,SX,SXE,SXE8,SXQ4,SXU,VKK,VPK,VPX6,VSD3,VSD4,VSP,VX,VXE8,VXK,VXT1,VXU,VXU1
2	19610-ZH9-D40ZC	COVER COMP., FAN	1	-	-----	ES3,ES4
	19610-ZE2-010ZL	*R280*.....POWER RED	1	-	-----	LH,LH2,LHB5,LP,LT,LW,LXE8,LXK,LXU,PX,PXE8,PXU,QA26,QAB3,QAG2,QBE1,QD,QH,QHB1,QHB5,QHP1,QMH,QN,QP,QSE8,QT1,QTD,QTN,QX,QXCK,QXE8,QXE9,QXK,QXQ4,QXU,RA3,SD,SH,SH2,SN,SX,SXE,SXE8,SXQ4,SXU,VPK,VSD3,VSD4,VSP,VX,VXE8,VXK,VXT1,VXU,VXU1
	19610-ZE2-010ZF	*NH246*.....LOOSEY GRAY	1	-	-----	RA3
	19610-ZE2-010ZC	*NH1*.....BLACK	1	-	-----	RA3,VKK,VXE8
	19610-ZH9-D40ZD	*NH105*.....MAT BLACK (#15-#20)	1	-	-----	VS4
	19610-Z5K-000ZC	*R280*.....POWER RED	-	1	-----	ES1,LH,LH2,LJG,PX,QBE1,QCT,QD,QH,QHB1,QHB2,QHB5,QHP1,QHT,QHT1,QHTN,QMH,QN,QP,QTD,QTN,QX,QXCK,QXE9,QXK,SD,SH,SHKR,SJG,SX,VPX6,VSD4,VSP,VX,VXE8,VXK
	19610-Z5K-000ZA	*NH1*.....BLACK	-	1	-----	ES1,LJG,SJG,VKK,VXE8
	19610-Z1D-R60ZA	*R280*.....POWER RED	-	1	-----	QHB2,SHB2
	19610-Z5K-800ZA	*R280*.....POWER RED	-	1	-----	VMT
	19610-Z5K-810ZC	*R280*.....POWER RED	-	1	-----	VS3
	19610-Z5K-810ZB	*NH1*.....BLACK	-	1	-----	VS3,VS4
3	19631-ZE2-D00	SHROUD	1	-	-----	ES1,LH,LH2,LJG,PX,QBE1,QCT,QD,QH,QHB1,QHB2,QHB5,QHP1,QHT,QHT1,QHTN,QMH,QN,QP,QTD,QTN,QX,QXCK,QXE9,QXK,SD,SH,SHB2,SHKR,SJG,SX,VKK,VMT,VPX6,VS3,VS4,VSD4,VSP,VX,VXE8,VXK
	19631-Z5K-000	.....	-	1	-----	LH,LH2,LHB5,LP,LT,LW,QD,QH,QHB5,QHP1,QMH,QN,QP,QT1,QTD,QTN,SD,SH,SH2,SN
4	35120-Z0D-V81	SWITCH ASSY., ENGINE STOP	1	-	-----	LXK,LXU,PX,PXU,QA26,QAB3,QAG2,QX,QXK,QXQ4,QXU,SX,SXQ4,SXU,VSP,VX,VXK,VXT1,VXU,VXU1
5	36100-ZF6-P81	SWITCH ASSY., ENGINE STOP	1	-	-----	



# E-12

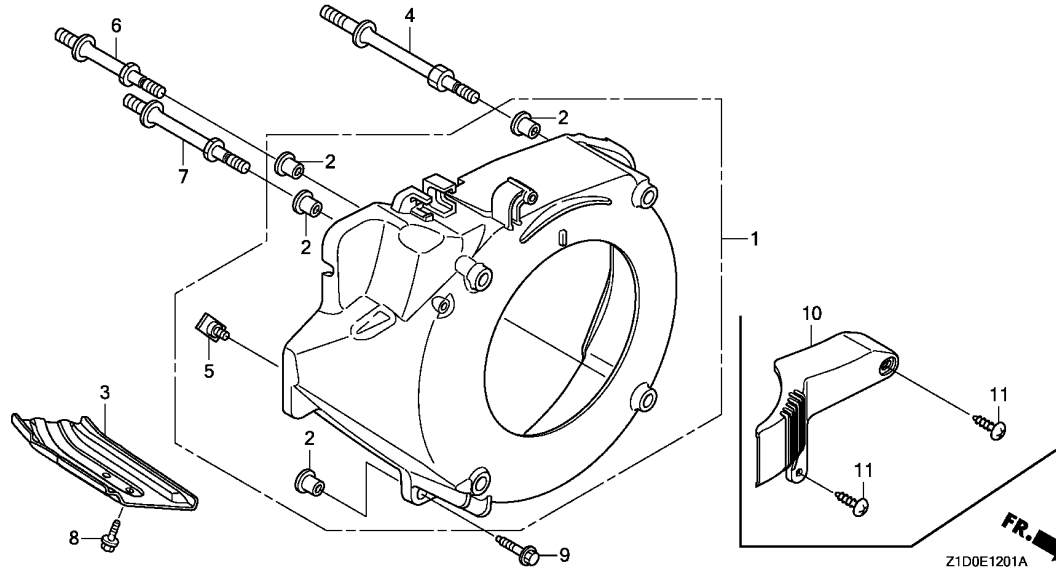
# FAN COVER(1)



Ref. No.	Part No.	Description	Reqd. QTY		Serial No.	Parts catalogue code
			GX 270 T	GX 270 T2		
(5)	36100-ZF6-P82	SWITCH ASSY., ENGINE STOP ...	1	-	-----	QXCK
	35120-Z0T-851	.....	1	-	-----	RA3
6	36100-ZH9-V02	SWITCH ASSY., ENGINE STOP (SDMO)	1	-	-----	1104440 VSD3,VSD4
	36100-ZH9-V03	.....	1	-	1104441	----- VSD3,VSD4
	36100-Z5K-003	.....	-	1	-----	VSD4
7	36103-ZE1-000	HOLDER, STOP SWITCH CORD ....	1	-	-----	LH,LH2,LHB5,LP,LT,LW,QD,QH,QHB5,QHP1,QMH,QN,QP,QT1,QTD,QTN,SD,SH,SH2 SN
			-	1	-----	QBE1,QXE9,VSD4,VXE8
8	81329-567-020	GROMMET, DRAIN HOLE .....	1	1	-----	ES3,ES4,LXE8,PXE8,QBE1,QHB1,QHB2,QSE8,QXE8,QXE9,SHB2,SHKR,SXE,SXE8 VKK,VMT,VPK,VS3,VS4,VSD3,VSD4,VXE8
9	90013-883-000	BOLT, FLANGE, 6X12(CT200) ...	6	-	-----	ES3,ES4,LH,LH2,LHB5,LP,LT,LW,LXE8,LXK,LXU,PX,PXE8,PXU,QA26,QAB3,QAG2 QBE1,QD,QH,QHB1,QHB5,QHP1,QMH,QN,QP,QSE8,QT1,QTD,QTN,QX,QXCK,QXE8 QXE9,QXK,QXQ4,QXU,RA3,SD,SH,SH2,SN,SX,SXE,SXE8,SXQ4,SXU,VKK,VPK,VS4 VSP,VX,VXE8,VXK,VXT1,VXU,VXU1
			8	-	-----	VSD3,VSD4
			-	6	-----	ES1,LH,LH2,LJG,PX,QBE1,QCT,QD,QH,QHB1,QHB2,QHB5,QHP1,QHT,QHT1,QHTN QMH,QN,QP,QTD,QTN,QX,QXCK,QXE9,QXK,SD,SH,SHB2,SHKR,SJG,SX,VKK,VMT VPX6,VS3,VS4,VSP,VX,VXE8,VXK
10	90654-SA4-003	CLIP, WIRE HARNESS, 6MM(WHITE)	2	2	-----	VSD4
					-----	ES3,ES4,VMT,VS3,VS4
11	35120-Z5T-003	SWITCH ASSY., ENGINE STOP ...	-	1	-----	ES1,LH,LH2,LJG,PX,QCT,QD,QH,QHB5,QHP1,QHT,QHT1,QHTN,QMH,QN,QP,QTD,QTN QX,QXCK,QXK,SD,SH,SJG,SX,VPX6,VSP,VX,VXK
12	90004-Z5T-000	SCREW, TAPPING, 3X6(PO) .....	-	2	-----	ES1,LH,LH2,LJG,PX,QCT,QD,QH,QHB5,QHP1,QHT,QHT1,QHTN,QMH,QN,QP,QTD,QTN QX,QXCK,QXK,SD,SH,SJG,SX,VPX6,VSP,VX,VXK

# E-12-1

# FAN COVER(2)



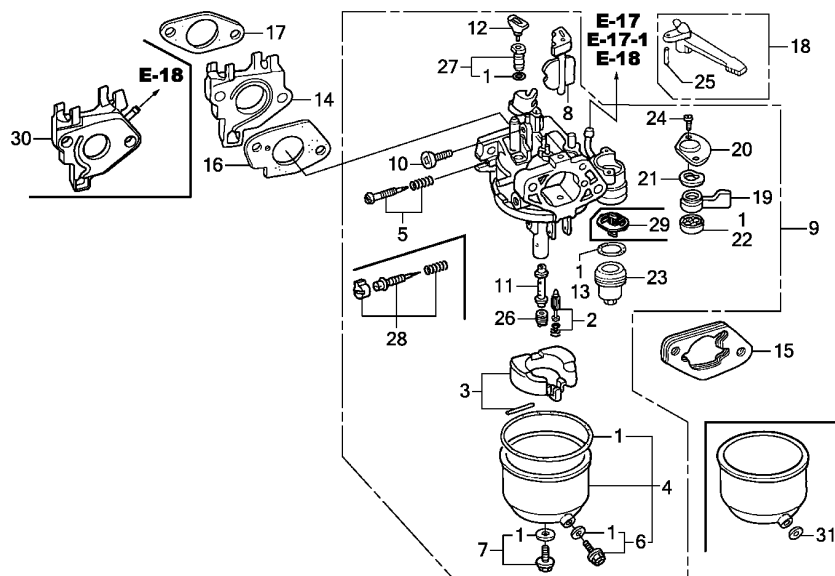
Ref. No.	L.O.N. (Relative ref. Number)	Description	F.R.T.
1	114169	COVER, ENGINE COOLING FAN(A)	0.3

Ref. No.	Part No.	Description	Reqd. QTY		Serial No.	Parts catalogue code
			GX 270	GX 270		
1	19610-Z5K-W00ZA	COVER COMP., FAN	-	1	-----	SZAX,VZKK
	*NH1*	.....BLACK	-	1	-----	SZAX,VZKK
	19610-Z5K-W00ZB	*R280*	-	1	-----	SZAX,VZKK
2	19619-ZL8-300	COLLAR, FAN COVER	-	4	-----	SZAX,VZKK
3	19631-Z5K-000	SHROUD	-	1	-----	SZAX,VZKK
4	90002-Z5K-W00	BOLT, STUD (SEL)	-	1	-----	SZAX,VZKK
5	90003-Z2E-000	BOLT, SPECIAL, 6MM	-	1	-----	SZAX,VZKK
6	90003-Z5T-W00	BOLT, STUD	-	1	-----	SZAX,VZKK
7	90007-Z5T-W00	BOLT B, STUD	-	1	-----	SZAX,VZKK
8	90013-883-000	BOLT, FLANGE, 6X12(CT200)	-	1	-----	SZAX,VZKK
9	90121-952-000	BOLT, FLANGE, 6X25(CT200)	-	1	-----	SZAX,VZKK
10	30421-Z5K-W00	COVER, ELECTRONIC PARTS	-	1	-----	SZAX
11	93913-25580	SCREW, TAPPING, 5X20	-	2	-----	SZAX



# E-14

# CARBURETOR(1)



Ref. No.	L.O.N.	(Relative ref. Number) Description	F.R.T.
1	3111B1	GASKET SET, CARBURETOR (3)	0.3
2	3111E1	FLOAT VALVE SET AND/OR FLOAT SET (28)	0.3
5	3111D7	SCREW SET, PILOT	0.2
8	8101DU	CHOKE SET, CARBURETOR(A)	0.2
9	3111F3	CARBURETOR (23,29)	0.2
13	3101L6	PACKING, FUEL STRAINER CUP (17,30)	0.2
14	3111C0	CARBURETOR INSULATOR AND/OR PACKING	0.2
15	3111D9	SPACER, CARBURETOR	0.2
16	3111C8	PACKING, CARBURETOR	0.2
18	8101F9	LEVER, CARBURETOR CHOKE (19,21)	0.2
22	3101C5	PACKING, FUEL COCK (11)	0.2
26	3111C3	JET, MAIN	0.3

Ref. No.	Part No.	Description	Reqd. QTY		Serial No.	Parts catalogue code
			GX 270 T	GX 270 T2		
1	16010-ZE2-812	GASKET SET	1	-	-----	LH,LH2,LHB5,LXE8,LXK,LXU,PX,PXE8,PXU,QA26,QAB3,QAG2,QH,QHB5,QHP1,QMH,QSE8,QX,QXCK,QXE8,QXE9,QXK,QXQ4,QXU,RA3,SH,SH2,SX,SXE,SXE8,SXQ4,SXU,VSP,VX,VXE8,VXK,VXU,VXU1
	16010-ZE2-015	.....	1	-	-----	LP,LT,LW,QBE1,QHB1,QN,QP,QT1,QTD,QTN,VXT1
	16010-ZE2-812	.....	-	1	-----	ES1,LH,LH2,LJG,PX,QBE1,QCT,QH,QHB1,QHB2,QHB5,QHP1,QHT,QHT1,QHTN,QMH,QN,QP,QSE8,QT1,QTD,QTN,QX,QXCK,QXE8,QXE9,QXK,SH,SHB2,SHKR,SJG,SX,VSP,VX,VXE8,VXK
2	16011-ZA0-931	VALVE SET, FLOAT	1	1	-----	ES1,LH,LH2,LHB5,LJG,LP,LT,LW,LXE8,LXK,LXU,PX,PXE8,PXU,QA26,QAB3,QAG2,QBE1,QCT,QH,QHB1,QHB2,QHB5,QHP1,QHT,QHT1,QHTN,QMH,QN,QP,QSE8,QT1,QTD,QTN,QX,QXCK,QXE8,QXE9,QXK,QXQ4,QXU,RA3,SH,SH2,SHB2,SHKR,SJG,SX,SXE,SXE8,SXQ4,SXU,VSP,VX,VXE8,VXK,VXT1,VXU,VXU1
3	16013-Z1C-003	FLOAT SET	1	-	-----	LH,LH2,LHB5,LP,LT,LW,LXE8,LXK,LXU,PX,PXE8,PXU,QA26,QAB3,QAG2,QBE1,QH,QHB1,QHB5,QHP1,QMH,QN,QP,QSE8,QT1,QTD,QTN,QX,QXE8,QXE9,QXK,QXQ4,QXU,RA3,SH,SH2,SX,SXE,SXE8,SXQ4,SXU,VSP,VX,VXE8,VXK,VXT1,VXU,VXU1
	16013-ZA0-931	.....	1	-	-----	QXCK
	16013-Z1C-003	.....	-	1	-----	ES1,LH,LH2,LJG,PX,QBE1,QCT,QH,QHB1,QHB2,QHB5,QHP1,QHT,QHT1,QHTN,QMH,QN,QP,QTD,QTN,QX,QXCK,QXE9,QXK,SH,SHB2,SHKR,SJG,SX,VSP,VX,VXE8,VXK
4	16015-ZE8-005	CHAMBER SET, FLOAT	1	-	-----	LH,LH2,LHB5,LP,LT,LW,LXE8,LXK,LXU,PX,PXE8,PXU,QA26,QAB3,QAG2,QBE1,QH,QHB1,QHB5,QHP1,QMH,QN,QP,QSE8,QT1,QTD,QTN,QX,QXCK,QXE8,QXE9,QXK,QXQ4,QXU,RA3,SH,SH2,SX,SXE,SXE8,SXQ4,SXU,VSP,VX,VXE8,VXK,VXT1,VXU,VXU1
	16015-Z5T-901	.....	-	1	-----	ES1,LH,LH2,LJG,PX,QBE1,QCT,QH,QHB1,QHB2,QHB5,QHP1,QHT,QHT1,QHTN,QMH,QN,QP,QTD,QTN,QX,QXCK,QXE9,QXK,SH,SHB2,SHKR,SJG,SX,VSP,VX,VXE8,VXK
5	16016-ZE0-005	SCREW SET, PILOT	1	-	-----	LH,LH2,LHB5,LXE8,LXK,LXU,PX,PXE8,PXU,QAB3,QH,QHB5,QHP1,QMH,QSE8,QX,QXE8,QXK,QXU,SH,SH2,SX,SXE8,SXU,VX,VXK,VXU,VXU1
	16016-ZA0-931	.....	1	-	-----	LP,LT,LW,QBE1,QHB1,QN,QP,QT1,QTD,QTN,VXT1
	16016-ZE0-005	.....	-	1	-----	LH,LH2,PX,QBE1,QH,QHB1,QHB5,QHP1,QHT,QHT1,QHTN,QMH,QN,QP,QTD,QTN,QX,QXK,SH,SX,VX,VXK

E-14

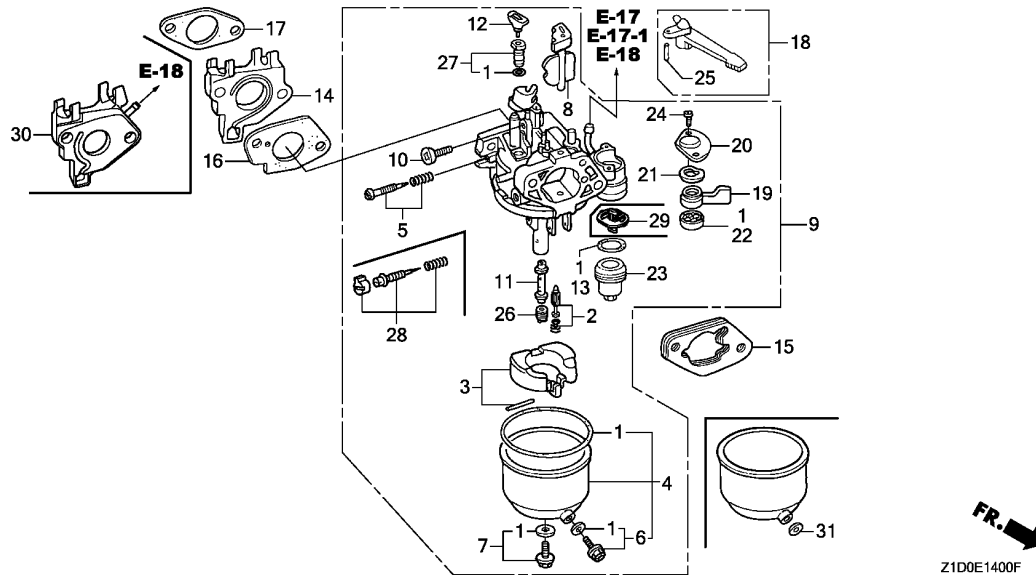
CARBURETOR(1)

Ref. No.	Part No.	Description	Reqd. QTY		Serial No.	Parts catalogue code
			GX 270 T	GX 270 T2		
6	16024-ZE1-811	SCREW SET, DRAIN .....	1	-	-----	LH,LH2,LHB5,LXE8,LXK,LXU,PX,PXE8,PXU,QA26,QAB3,QAG2,QH,QHB5,QHP1,QMH,QSE8,QX,QXCK,QXE8,QXE9,QXK,QXQ4,QXU,RA3,SH,SH2,SX,SXE,SXE8,SXQ4,SXU,VSP,VX,VXE8,VXK,VXU,VXU1
	16024-Z5T-901	.....	-	1	-----	LH,LH2,PX,QBE1,QCT,QH,QHB1,QHB2,QHB5,QHP1,QHT,QHT1,QHTN,QMH,QN,QP,QTD,QTN,QX,QXCK,QXE9,QXK,SH,SHB2,SX,VSP,VX,VXE8,VXK
7	16028-ZE0-005	SCREW SET .....	1	-	-----	LH,LH2,LHB5,LP,LT,LW,LXE8,LXK,LXU,PX,PXE8,PXU,QA26,QAB3,QAG2,QBE1,QH,QHB1,QHB5,QHP1,QMH,QN,QP,QSE8,QT1,QTD,QTN,QX,QXCK,QXE8,QXE9,QXK,QXQ4,QXU,RA3,SH,SH2,SX,SXE,SXE8,SXQ4,SXU,VSP,VX,VXE8,VXK,VXT1,VXU,VXU1
	16028-Z5T-901	.....	-	1	-----	ES1,LH,LH2,LJG,PX,QBE1,QCT,QH,QHB1,QHB2,QHB5,QHP1,QHT,QHT1,QHTN,QMH,QN,QP,QTD,QTN,QX,QXCK,QXE9,QXK,SH,SHB2,SHKR,SJG,SX,VSP,VX,VXE8,VXK
8	16044-ZE2-005	CHOKE SET .....	1	1	-----	ES1,LH,LH2,LHB5,LJG,LP,LT,LW,LXE8,LXK,LXU,PX,PXE8,PXU,QA26,QAB3,QAG2,QBE1,QCT,QH,QHB1,QHB2,QHB5,QHP1,QHT,QHT1,QHTN,QMH,QN,QP,QSE8,QT1,QTD,QTN,QX,QXCK,QXE8,QXE9,QXK,QXQ4,QXU,RA3,SH,SH2,SHB2,SHKR,SJG,SX,SXE,SXE8,SXQ4,SXU,VSP,VX,VXE8,VXK,VXT1,VXU,VXU1
9	16100-Z1D-621	CARBURETOR ASSY.(BE78A A) ...	1	-	-----	LH,LH2,LHB5,LXE8,LXK,LXU,PX,PXE8,PXU,QAB3,QH,QHB5,QHP1,QMH,QSE8,QX,QXE8,QXK,QXU,SH,SH2,SX,SXE8,SXU,VX,VXK,VXU,VXU1
	16100-Z1D-821	CARBURETOR ASSY.(BE75G A) ...	1	-	-----	LP,LT,LW,QBE1,QHB1,QN,QP,QT1,QTD,QTN,VXT1
	16100-Z1D-W21	CARBURETOR ASSY.(BE78B A) ...	1	-	-----	QA26,QAG2,QXE9,QXQ4,RA3,SXE,SXQ4,VSP,VXE8
	16100-ZH9-W01	CARBURETOR ASSY.(BE75A B/C) ..	1	-	-----	QXCK
	16100-Z5K-721	CARBURETOR ASSY.(BE75L A) ...	-	1	-----	ES1,LJG,SJG
	16100-Z1D-631	CARBURETOR ASSY.(BE78D A) ...	-	1	-----	LH,LH2,PX,QH,QHB5,QHP1,QHT,QHT1,QHTN,QMH,QX,QXK,SH,SX,VX,VXK
	16100-Z1D-851	CARBURETOR ASSY.(BE75Q A) ...	-	1	-----	QBE1,QHB1,QP,QTD,QTN
	16100-Z5K-702	CARBURETOR ASSY.(BE75N A) ...	-	1	-----	QCT,QXCK
	16100-Z1D-R61	CARBURETOR ASSY.(BE75S A) ...	-	1	-----	QHB2,SHB2
	16100-Z1D-841	CARBURETOR ASSY.(BE75M A) ...	-	1	-----	QN
	16100-Z5K-Y01	CARBURETOR ASSY.(BE21J A) ...	-	1	-----	QXE9,SHKR,VSP,VXE8
10	16124-ZE0-005	SCREW, THROTTLE STOP .....	1	1	-----	ES1,LH,LH2,LHB5,LJG,LP,LT,LW,LXE8,LXK,LXU,PX,PXE8,PXU,QA26,QAB3,QAG2,QBE1,QCT,QH,QHB1,QHB2,QHB5,QHP1,QHT,QHT1,QHTN,QMH,QN,QP,QSE8,QT1,QTD,QTN,QX,QXCK,QXE8,QXE9,QXK,QXQ4,QXU,RA3,SH,SH2,SHB2,SHKR,SJG,SX,SXE,SXE8,SXQ4,SXU,VSP,VX,VXE8,VXK,VXT1,VXU,VXU1
11	16166-ZH9-W20	NOZZLE, MAIN .....	1	-	-----	LH,LH2,LHB5,LXE8,LXK,LXU,PX,PXE8,PXU,QA26,QAB3,QAG2,QH,QHB5,QHP1,QMH,QSE8,QX,QXE8,QXE9,QXK,QXQ4,QXU,RA3,SH,SH2,SX,SXE,SXE8,SXQ4,SXU,VSP,VX,VXE8,VXK,VXU,VXU1
	16166-ZH9-820	.....	1	-	-----	LP,LT,LW,QBE1,QHB1,QN,QP,QT1,QTD,QTN,VXT1
	16166-ZH9-W00	.....	1	-	-----	QXCK
	16166-Z5K-Y01	.....	-	1	-----	ES1,LH,LH2,LJG,PX,QH,QHB5,QHP1,QHT,QHT1,QHTN,QMH,QN,QX,QXE9,QXK,SH,SHKR,SJG,SX,VSP,VX,VXE8,VXK
	16166-Z1D-851	.....	-	1	-----	QBE1,QHB1,QP,QTD,QTN
	16166-Z5K-701	.....	-	1	-----	QCT,QHB2,QXCK,SHB2
12	16172-ZE3-W10	COLLAR, SETTING .....	1	-	-----	LH,LH2,LHB5,LXE8,LXK,LXU,PX,PXE8,PXU,QA26,QAB3,QAG2,QH,QHB5,QHP1,QMH,QSE8,QX,QXCK,QXE8,QXE9,QXK,QXQ4,QXU,RA3,SH,SH2,SX,SXE,SXE8,SXQ4,SXU,VSP,VX,VXE8,VXK,VXU,VXU1
			-	1	-----	LH,LH2,PX,QBE1,QH,QHB1,QHB5,QHP1,QHT,QHT1,QHTN,QMH,QN,QP,QTD,QTN,QX,QXE9,QXK,SH,SX,VSP,VX,VXE8,VXK
13	16173-001-004	PACKING, FUEL STRAINER CUP ..	1	1	-----	ES1,LH,LH2,LHB5,LJG,LP,LT,LW,LXE8,LXK,LXU,PX,PXE8,PXU,QA26,QAB3,QAG2,QBE1,QCT,QH,QHB1,QHB2,QHB5,QHP1,QHT,QHT1,QHTN,QMH,QN,QP,QSE8,QT1,QTD,QTN,QX,QXCK,QXE8,QXE9,QXK,QXQ4,QXU,RA3,SH,SH2,SHB2,SHKR,SJG,SX,SXE,SXE8,SXQ4,SXU,VSP,VX,VXE8,VXK,VXT1,VXU,VXU1
14	16211-ZE2-000	INSULATOR, CARBURETOR .....	1	-	-----	LH,LH2,LHB5,LP,LT,LW,LXE8,LXK,LXU,PX,PXE8,PXU,QA26,QAB3,QAG2,QBE1,QH,QHB1,QHB5,QHP1,QMH,QN,QP,QSE8,QT1,QTD,QTN,QX,QXCK,QXE8,QXE9,QXK,QXQ4,QXU,RA3,SH,SH2,SX,SXE,SXE8,SXQ4,SXU,VSP,VX,VXE8,VXK,VXT1,VXU,VXU1
	16211-ZE2-010	.....	-	1	-----	ES1,LH,LH2,LJG,PX,QBE1,QCT,QH,QHB1,QHB5,QHP1,QHT,QHT1,QHTN,QMH,QN,QP,QTD,QTN,QX,QXCK,QXE9,QXK,SH,SHKR,SJG,SX,VSP,VX,VXE8,VXK
15	16220-ZA0-702	SPACER COMP., CARBURETOR ....	1	1	-----	ES1,LH,LH2,LHB5,LJG,LP,LT,LW,LXE8,LXK,LXU,PX,PXE8,PXU,QA26,QAB3,QAG2,QBE1,QCT,QH,QHB1,QHB2,QHB5,QHP1,QHT,QHT1,QHTN,QMH,QN,QP,QSE8,QT1,QTD,QTN,QX,QXCK,QXE8,QXE9,QXK,QXQ4,QXU,RA3,SH,SH2,SHB2,SHKR,SJG,SX,SXE,SXE8,SXQ4,SXU,VSP,VX,VXE8,VXK,VXT1,VXU,VXU1



# E-14

# CARBURETOR(1)



Ref. No.	Part No.	Description	Reqd. QTY		Serial No.	Parts catalogue code
			GX 270 T	GX 270 T2		
16	16221-ZA0-800	PACKING, CARBURETOR	1	-	-----	LH,LH2,LHB5,LP,LT,LW,LXE8,LXK,LXU,PX,PXE8,PXU,QA26,QAB3,QAG2,QBE1,QH,QHB1,QHB5,QHP1,QMH,QN,QP,QSE8,QT1,QTD,QTN,QX,QXCK,QXE8,QXE9,QXK,QXQ4,QXU,RA3,SH,SH2,SX,SXE,SXE8,SXQ4,SXU,VSP,VX,VXE8,VXK,VXT1,VXU,VXU1
	16221-Z5K-000	-----	-	1	-----	ES1,LH,LH2,LJG,PX,QBE1,QCT,QH,QHB1,QHB2,QHB5,QHP1,QHT,QHT1,QHTN,QMH,QN,QP,QTD,QTN,QX,QXCK,QXE9,QXK,SH,SHB2,SHKR,SJG,SX,VSP,VX,VXE8,VXK
17	16223-ZA0-800	PACKING, INSULATOR	1	-	-----	LH,LH2,LHB5,LP,LT,LW,LXE8,LXK,LXU,PX,PXE8,PXU,QA26,QAB3,QAG2,QBE1,QH,QHB1,QHB5,QHP1,QMH,QN,QP,QSE8,QT1,QTD,QTN,QX,QXCK,QXE8,QXE9,QXK,QXQ4,QXU,RA3,SH,SH2,SX,SXE,SXE8,SXQ4,SXU,VSP,VX,VXE8,VXK,VXT1,VXU,VXU1
	16212-Z5K-000	-----	-	1	-----	ES1,LH,LH2,LJG,PX,QBE1,QCT,QH,QHB1,QHB2,QHB5,QHP1,QHT,QHT1,QHTN,QMH,QN,QP,QTD,QTN,QX,QXCK,QXE9,QXK,SH,SHB2,SHKR,SJG,SX,VSP,VX,VXE8,VXK
18	16610-ZE1-000	LEVER COMP., CHOKE(STD.)	1	1	-----	ES1,LH,LH2,LHB5,LJG,LP,LT,LW,LXE8,LXK,LXU,PX,PXE8,PXU,QA26,QAB3,QAG2,QBE1,QCT,QH,QHB1,QHB2,QHB5,QHP1,QHT,QHT1,QHTN,QMH,QN,QP,QSE8,QT1,QTD,QTN,QX,QXCK,QXE8,QXE9,QXK,QXQ4,QXU,RA3,SH,SH2,SHB2,SHKR,SJG,SX,SXE,SXE8,SXQ4,SXU,VSP,VX,VXE8,VXK,VXT1,VXU,VXU1
19	16953-ZE1-812	LEVER, COCK	1	1	-----	ES1,LH,LH2,LHB5,LJG,LP,LT,LW,LXE8,LXK,LXU,PX,PXE8,PXU,QA26,QAB3,QAG2,QBE1,QCT,QH,QHB1,QHB2,QHB5,QHP1,QHT,QHT1,QHTN,QMH,QN,QP,QSE8,QT1,QTD,QTN,QX,QXCK,QXE8,QXE9,QXK,QXQ4,QXU,RA3,SH,SH2,SHB2,SHKR,SJG,SX,SXE,SXE8,SXQ4,SXU,VSP,VX,VXE8,VXK,VXT1,VXU,VXU1
20	16954-ZE1-812	PLATE, LEVER SETTING	1	1	-----	ES1,LH,LH2,LHB5,LJG,LP,LT,LW,LXE8,LXK,LXU,PX,PXE8,PXU,QA26,QAB3,QAG2,QBE1,QCT,QH,QHB1,QHB2,QHB5,QHP1,QHT,QHT1,QHTN,QMH,QN,QP,QSE8,QT1,QTD,QTN,QX,QXCK,QXE8,QXE9,QXK,QXQ4,QXU,RA3,SH,SH2,SHB2,SHKR,SJG,SX,SXE,SXE8,SXQ4,SXU,VSP,VX,VXE8,VXK,VXT1,VXU,VXU1
21	16956-ZE1-811	SPRING, COCK LEVER	1	1	-----	ES1,LH,LH2,LHB5,LJG,LP,LT,LW,LXE8,LXK,LXU,PX,PXE8,PXU,QA26,QAB3,QAG2,QBE1,QCT,QH,QHB1,QHB2,QHB5,QHP1,QHT,QHT1,QHTN,QMH,QN,QP,QSE8,QT1,QTD,QTN,QX,QXCK,QXE8,QXE9,QXK,QXQ4,QXU,RA3,SH,SH2,SHB2,SHKR,SJG,SX,SXE,SXE8,SXQ4,SXU,VSP,VX,VXE8,VXK,VXT1,VXU,VXU1

E-14

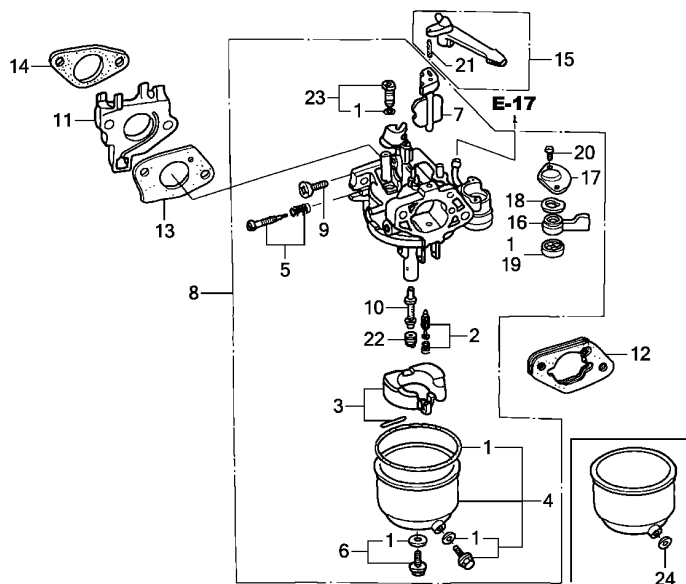
CARBURETOR(1)

Ref. No.	Part No.	Description	Reqd. QTY		Serial No.	Parts catalogue code
			GX 270 T	GX 270 T2		
22	16957-ZE1-812	PACKING, FUEL COCK .....	1	1	-----	ES1, LH, LH2, LHB5, LJG, LP, LT, LW, LXE8, LXX, LXU, PX, PXE8, PXU, QA26, QAB3, QAG2, QBE1, QCT, QH, QHB1, QHB2, QHB5, QHP1, QHT, QHT1, QHTN, QMH, QN, QP, QSE8, QT1, QTD, QTN, QX, QXCK, QXE8, QXE9, QXK, QXQ4, QXU, RA3, SH, SH2, SHB2, SHKR, SJG, SX, SXE, SXE8, SXQ4, SXU, VSP, VX, VXE8, VXX, VXT1, VXU, VXU1
23	16967-ZE0-811	CUP, FUEL STRAINER .....	1	1	-----	ES1, LH, LH2, LHB5, LJG, LP, LT, LW, LXE8, LXX, LXU, PX, PXE8, PXU, QA26, QAB3, QAG2, QBE1, QCT, QH, QHB1, QHB2, QHB5, QHP1, QHT, QHT1, QHTN, QMH, QN, QP, QSE8, QT1, QTD, QTN, QX, QXCK, QXE8, QXE9, QXK, QXQ4, QXU, RA3, SH, SH2, SHB2, SHKR, SJG, SX, SXE, SXE8, SXQ4, SXU, VSP, VX, VXE8, VXX, VXT1, VXU, VXU1
24	93500-03006-1H	SCREW, PAN, 3X6 .....	2	2	-----	ES1, LH, LH2, LHB5, LJG, LP, LT, LW, LXE8, LXX, LXU, PX, PXE8, PXU, QA26, QAB3, QAG2, QBE1, QCT, QH, QHB1, QHB2, QHB5, QHP1, QHT, QHT1, QHTN, QMH, QN, QP, QSE8, QT1, QTD, QTN, QX, QXCK, QXE8, QXE9, QXK, QXQ4, QXU, RA3, SH, SH2, SHB2, SHKR, SJG, SX, SXE, SXE8, SXQ4, SXU, VSP, VX, VXE8, VXX, VXT1, VXU, VXU1
25	94305-20122	PIN, SPRING, 2X12 .....	1	1	-----	ES1, LH, LH2, LHB5, LJG, LP, LT, LW, LXE8, LXX, LXU, PX, PXE8, PXU, QA26, QAB3, QAG2, QBE1, QCT, QH, QHB1, QHB2, QHB5, QHP1, QHT, QHT1, QHTN, QMH, QN, QP, QSE8, QT1, QTD, QTN, QX, QXCK, QXE8, QXE9, QXK, QXQ4, QXU, RA3, SH, SH2, SHB2, SHKR, SJG, SX, SXE, SXE8, SXQ4, SXU, VSP, VX, VXE8, VXX, VXT1, VXU, VXU1
26	99101-ZH8-0820	JET, MAIN, #82 .....	(1)	-	-----	LH, LH2, LHB5, LP, LT, LW, LXE8, LXX, LXU, PX, PXE8, PXU, QA26, QAB3, QAG2, QBE1, QH, QHB1, QHB5, QHP1, QMH, QN, QP, QSE8, QT1, QTD, QTN, QX, QXE8, QXE9, QXK, QXQ4, QXU, RA3, SH, SH2, SX, SXE, SXE8, SXQ4, SXU, VSP, VX, VXE8, VXX, VXT1, VXU, VXU1
	99101-ZH8-0800	JET, MAIN, #80 .....	(1)	-	-----	LH, LH2, LHB5, LXE8, LXX, LXU, PX, PXE8, PXU, QA26, QAB3, QAG2, QH, QHB5, QHP1, QMH, QSE8, QX, QXE8, QXE9, QXK, QXQ4, QXU, RA3, SH, SH2, SX, SXE, SXE8, SXQ4, SXU, VSP, VX, VXE8, VXX, VXU, VXU1
	99101-ZH8-0850	JET, MAIN, #85 .....	1	-	-----	LH, LH2, LHB5, LXE8, LXX, LXU, PX, PXE8, PXU, QA26, QAB3, QAG2, QH, QHB5, QHP1, QMH, QSE8, QX, QXE8, QXE9, QXK, QXQ4, QXU, RA3, SH, SH2, SX, SXE, SXE8, SXQ4, SXU, VSP, VX, VXE8, VXX, VXU, VXU1
	99101-ZH8-0880	JET, MAIN, #88 .....	(1)	-	-----	LP, LT, LW, QBE1, QHB1, QN, QP, QT1, QTD, QTN, VXT1
	99101-ZH8-0900	JET, MAIN, #90 .....	(1)	-	-----	LP, LT, LW, QBE1, QHB1, QN, QP, QT1, QTD, QTN, VXT1
	99101-ZH8-0920	JET, MAIN, #92 .....	(1)	-	-----	QXCK
	99101-ZH8-0820	JET, MAIN, #82 .....	(1)	-	-----	QXCK
	99101-ZH8-0900	JET, MAIN, #90 .....	(1)	-	-----	QXCK
	99101-ZH8-0920	JET, MAIN, #92 .....	(1)	-	-----	QXCK
	99101-ZH8-0820	JET, MAIN, #82 .....	-	(1)	-----	ES1, LH, LH2, LJG, PX, QH, QHB5, QHP1, QHT, QHT1, QHTN, QMH, QN, QX, QXE9, QXK, SH, SHKR, SJG, SX, VSP, VX, VXE8, VXX
	99101-ZH8-0850	JET, MAIN, #85 .....	-	(1)	-----	ES1, LH, LH2, LJG, PX, QH, QHB5, QHP1, QHT, QHT1, QHTN, QMH, QN, QX, QXE9, QXK, SH, SHKR, SJG, SX, VSP, VX, VXE8, VXX
	99101-ZH8-0880	JET, MAIN, #88 .....	-	1	-----	ES1, LH, LH2, LJG, PX, QH, QHB5, QHP1, QHT, QHT1, QHTN, QMH, QN, QX, QXE9, QXK, SH, SHKR, SJG, SX, VSP, VX, VXE8, VXX
	99101-ZH8-0900	JET, MAIN, #90 .....	-	(1)	-----	QBE1, QHB1, QP, QTD, QTN
	99101-ZH8-0920	JET, MAIN, #92 .....	-	(1)	-----	QBE1, QHB1, QP, QTD, QTN
	99101-ZH8-0950	JET, MAIN, #95 .....	-	1	-----	QBE1, QHB1, QP, QTD, QTN
	99101-ZH8-0980	JET, MAIN, #98 .....	-	(1)	-----	QCT, QHB2, QXCK, SHB2
	99101-ZH8-0980	JET, MAIN, #98 .....	-	(1)	-----	QCT, QHB2, QXCK, SHB2
	99101-ZH8-0980	JET, MAIN, #98 .....	-	1	-----	QCT, QHB2, QXCK, SHB2
27	99204-ZE2-0400	JET SET, PILOT, #40 .....	1	-	-----	LH, LH2, LHB5, LXE8, LXX, LXU, PX, PXE8, PXU, QA26, QAB3, QAG2, QH, QHB5, QHP1, QMH, QSE8, QX, QXCK, QXE8, QXE9, QXK, QXQ4, QXU, RA3, SH, SH2, SX, SXE, SXE8, SXQ4, SXU, VSP, VX, VXE8, VXX, VXU, VXU1
	99204-ZE0-0400	.....	1	-	-----	LP, LT, LW, QBE1, QHB1, QN, QP, QT1, QTD, QTN, VXT1
	99204-ZE2-0380	JET SET, PILOT, #38 .....	-	1	-----	ES1, LH, LH2, LJG, PX, QCT, QH, QHB5, QHP1, QHT, QHT1, QHTN, QMH, QN, QX, QXCK, QXE9, QXK, SH, SHKR, SJG, SX, VSP, VX, VXE8, VXX
	99204-ZA0-0400	JET SET, PILOT, #40 .....	-	1	-----	QBE1, QHB1, QP, QTD, QTN
	99204-ZE2-0400	.....	-	1	-----	QHB2, SHB2
28	16016-ZH7-W01	SCREW SET, PILOT .....	1	1	-----	ES1, LJG, QA26, QAG2, QCT, QHB2, QXCK, QXE9, QXQ4, RA3, SHB2, SHKR, SJG, SXE, SXQ4, VSP, VXE8
29	16959-Z5T-901	FILTER, CUP .....	-	1	-----	ES1, LH, LH2, LJG, PX, QBE1, QCT, QH, QHB1, QHB2, QHB5, QHP1, QHT, QHT1, QHTN, QMH, QN, QP, QTD, QTN, QX, QXCK, QXE9, QXK, SH, SHB2, SHKR, SJG, SX, VSP, VX, VXE8, VXX
30	16211-Z1D-R60	INSULATOR, CARBURETOR .....	-	1	-----	QHB2, SHB2
31	16141-Z0S-003	WASHER, PLAIN(6.2X10.7 DRAIN)	1	-	-----	LH, LH2, LHB5, LP, LT, LW, LXX, PX, QAB3, QBE1, QH, QHB1, QHB5, QHP1, QMH, QN, QP, QT1, QTD, QTN, QX, QXCK, QXE9, QXK, RA3, SH, SH2, SX, VSP, VX, VXE8, VXX, VXT1, VXU
			-	1	-----	ES1, LH, LH2, LJG, PX, QBE1, QCT, QH, QHB1, QHT, QHT1, QHTN, QN, QP, QTN, QX, QXCK, QXE9, QXK, SH, SHKR, SJG, SX, VSP, VX, VXE8, VXX



# E-14-1

# CARBURETOR(2)



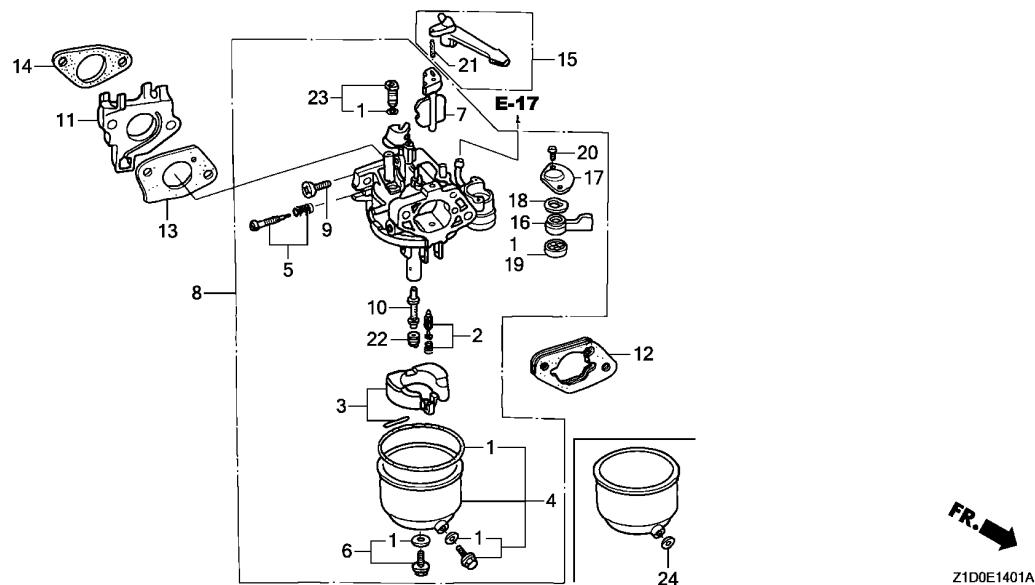
FR. Z1D0E1401A

Ref. No.	L.O.N.	(Relative ref. Number) Description	F.R.T.
1	3111B1	GASKET SET, CARBURETOR (3)	0.3
2	3111E1	FLOAT VALVE SET AND/OR FLOAT SET	0.3
5	3111D7	SCREW SET, PILOT	0.2
7	8101DU	CHOKE SET, CARBURETOR(A)	0.2
8	3111F3	CARBURETOR (14)	0.2
11	3111C0	CARBURETOR INSULATOR AND/OR PACKING	0.2
12	3111D9	SPACER, CARBURETOR	0.2
13	3111C8	PACKING, CARBURETOR	0.2
15	8101F9	LEVER, CARBURETOR CHOKE (16,18)	0.2
19	3101C5	PACKING, FUEL COCK (10)	0.2
22	3111C3	JET, MAIN	0.3

Ref. No.	Part No.	Description	Reqd. QTY		Serial No.	Parts catalogue code
			GX 270 T	GX 270 T2		
1	16010-ZE2-015	GASKET SET	1	1	-----	QD,SD,SN
2	16011-ZA0-931	VALVE SET, FLOAT	1	1	-----	QD,SD,SN
3	16013-Z1C-003	FLOAT SET	1	1	-----	QD,SD,SN
4	16015-ZE8-005	CHAMBER SET, FLOAT	1	-	-----	QD,SD,SN
	16015-Z5T-901	-----	-	1	-----	QD,SD
5	16016-ZA0-931	SCREW SET, PILOT	1	-	-----	QD,SD,SN
	16016-ZE0-005	-----	-	1	-----	QD,SD
6	16028-ZE0-005	SCREW SET	1	-	-----	QD,SD,SN
	16028-Z5T-901	-----	-	1	-----	QD,SD
7	16044-ZE2-005	CHOKE SET	1	1	-----	QD,SD,SN
8	16100-Z1D-811	CARBURETOR ASSY.(BE76D A)	1	-	-----	QD,SD,SN
	16100-Z1D-831	CARBURETOR ASSY.(BE76G A)	-	1	-----	QD,SD
9	16124-ZE0-005	SCREW, THROTTLE STOP	1	1	-----	QD,SD,SN
10	16166-ZH9-820	NOZZLE, MAIN	1	-	-----	QD,SD,SN
	16166-Z5K-Y01	-----	-	1	-----	QD,SD
11	16211-ZE2-000	INSULATOR, CARBURETOR	1	-	-----	QD,SD,SN
	16211-ZE2-010	-----	-	1	-----	QD,SD
12	16220-ZA0-702	SPACER COMP., CARBURETOR	1	1	-----	QD,SD,SN
13	16221-ZA0-800	PACKING, CARBURETOR	1	-	-----	QD,SD,SN
	16221-Z5K-000	-----	-	1	-----	QD,SD
14	16223-ZA0-800	PACKING, INSULATOR	1	-	-----	QD,SD,SN
	16212-Z5K-000	-----	-	1	-----	QD,SD
15	16610-ZE1-000	LEVER COMP., CHOKE(STD.)	1	1	-----	QD,SD,SN
16	16953-ZE1-812	LEVER, COCK	1	1	-----	QD,SD,SN
17	16954-ZE1-812	PLATE, LEVER SETTING	1	1	-----	QD,SD,SN
18	16956-ZE1-811	SPRING, COCK LEVER	1	1	-----	QD,SD,SN

# E-14-1

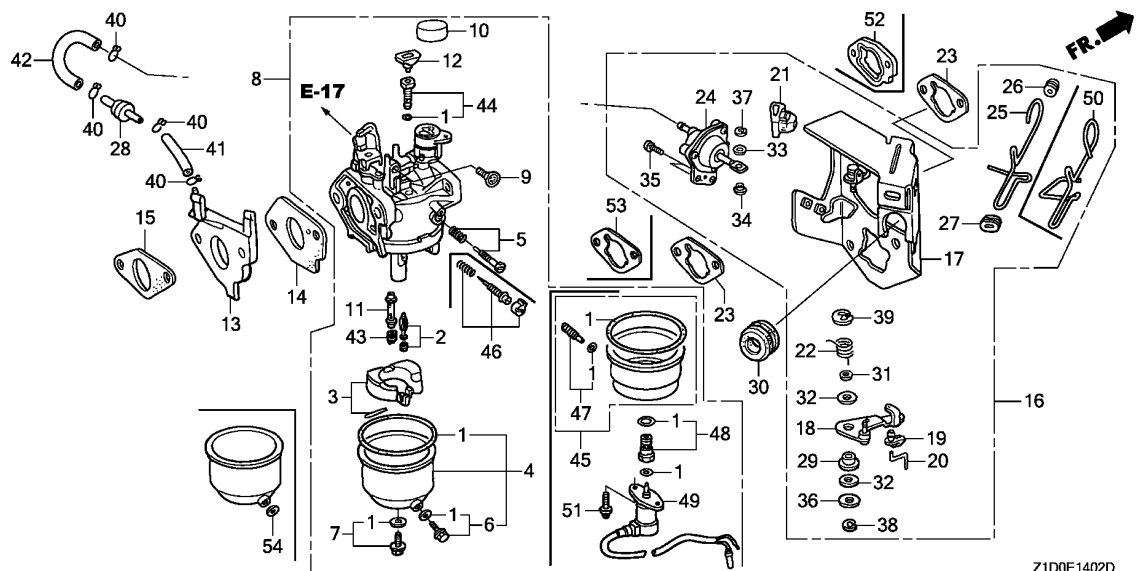
# CARBURETOR(2)



Ref. No.	Part No.	Description	Reqd. QTY		Serial No.	Parts catalogue code
			GX 270 T	GX 270 T2		
19	16957-ZE1-812	PACKING, FUEL COCK	1	1	-----	QD,SD,SN
20	93500-03006-1H	SCREW, PAN, 3X6	2	2	-----	QD,SD,SN
21	94305-20122	PIN, SPRING, 2X12	1	1	-----	QD,SD,SN
22	99101-ZH8-0820	JET, MAIN, #82	(1)	(1)	-----	QD,SD,SN
	99101-ZH8-0850	JET, MAIN, #85	(1)	(1)	-----	QD,SD,SN
	99101-ZH8-0880	JET, MAIN, #88	1	1	-----	QD,SD,SN
23	99204-ZE0-0400	JET SET, PILOT, #40	1	-	-----	QD,SD,SN
	99204-ZE2-0380	JET SET, PILOT, #38	-	1	-----	QD,SD
24	16141-Z0S-003	WASHER, PLAIN(6.2X10.7 DRAIN)	1	1	-----	QD,SD,SN

# E-14-2

# CARBURETOR(3)



Ref. No.	L.O.N.	(Relative ref. Number) Description	F.R.T.
1	3111G1	GASKET SET, CARBURETOR(A) (3)	0.4
2	3111G6	FLOAT VALVE SET AND/OR FLOAT SET(A) (46)	0.4
5	3111D7	SCREW SET, PILOT	0.2
8	3111G7	CARBURETOR(A) (15)	0.3
13	3111G2	CARBURETOR INSULATOR AND/OR PACKING(A)	0.3
14	3111G5	PACKING, CARBURETOR(A)	0.3
16	8101R1	STAY, MANUAL CHOKE (22)	0.2
18	8101Z6	LEVER, CARBURETOR CHOKE(A) (52,53)	0.3
23	3121D9	PACKING, AIR CLEANER	0.2
24	3111A7	DIAPHRAGM, CARBURETOR	0.3
28	311175	VALVE, DASHPOT CHECK (11)	0.1
43	3111G4	JET, MAIN(A)	0.4
49	6211C0	VALVE, CARBURETOR SOLENOID	0.2

Z1D0E1402D

Ref. No.	Part No.	Description	Reqd. QTY		Serial No.	Parts catalogue code
			GX 270 T	GX 270 T2		
1	16010-ZE3-701	GASKET SET	1	1	ES3,ES4,VKK,VMT,VS3,VS4	
	16010-ZF5-900		1	1	VPK,VSD3,VSD4	
2	16011-ZA0-931	VALVE SET, FLOAT	1	1	ES3,ES4,VKK,VMT,VPK,VS3,VS4,VSD3,VSD4	
3	16013-Z1C-003	FLOAT SET	1	-	VKK,VPK,VSD3,VSD4	
	16013-ZA0-931	(CARBURETOR NO.)	1	-	BE77M A ES3,ES4,VS4	
	16013-Z1C-003	(CARBURETOR NO.)	1	-	BE77T A ES3,ES4,VS4	
			-	1	VKK,VMT,VS3,VS4,VSD4	
4	16015-ZE8-005	CHAMBER SET, FLOAT	1	-	VPK,VSD3,VSD4	
	16015-Z5T-901		-	1	VSD4	
5	16016-ZA0-931	SCREW SET, PILOT	1	-	ES3,ES4,VS4,VSD3,VSD4	
	16016-ZE0-005		-	1	VMT,VS3,VS4,VSD4	
6	16024-ZE1-811	SCREW SET, DRAIN	1	-	VPK,VSD3,VSD4	
	16024-Z5T-901		-	1	VSD4	
7	16028-ZE0-005	SCREW SET	1	-	VPK,VSD3,VSD4	
	16028-Z5T-901		-	1	VSD4	
8	16100-Z1D-D41	CARBURETOR ASSY. (BE77T A)	1	-	ES3,ES4,VS4	
	16100-ZH9-D41	CARBURETOR ASSY. (BE77M A)	1	-	ES3,ES4,VS4	
	16100-Z5K-V11	CARBURETOR ASSY. (BE77W A)	1	-	VKK	
	16100-Z5K-V01	CARBURETOR ASSY. (BE77V A)	1	-	VPK	
	16100-Z1D-V02	CARBURETOR ASSY. (BE77P B)	1	-	VSD4	
	16100-Z1D-V01	CARBURETOR ASSY. (BE77P A)	1	-	1127299 VSD3	
	16100-Z1D-V02	CARBURETOR ASSY. (BE77P B)	1	-	1127300 VSD3	
	16100-ZBC-841	CARBURETOR ASSY. (BE98C A)	-	1	VKK	
	16100-Z1D-D52	CARBURETOR ASSY. (BE98A A)	-	1	VMT,VS3,VS4	
	16100-Z1D-V12	CARBURETOR ASSY. (BE98E A)	-	1	VSD4	
9	16124-ZE0-005	SCREW, THROTTLE STOP	1	1	ES3,ES4,VKK,VMT,VPK,VS3,VS4,VSD3,VSD4	

# E-14-2

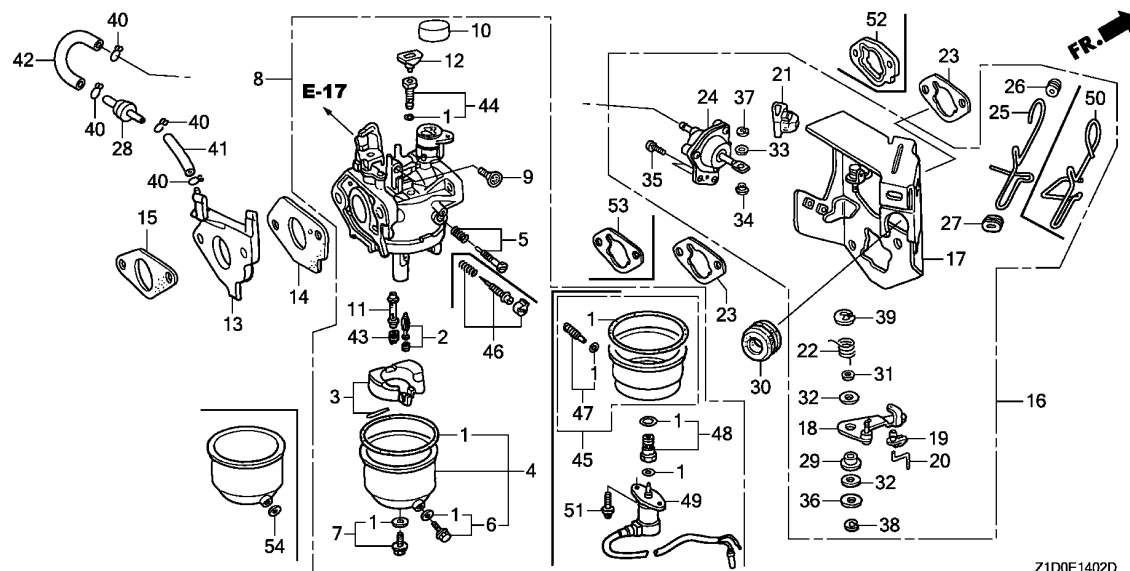
# CARBURETOR(3)

Ref. No.	Part No.	Description	Reqd. QTY		Serial No.	Parts catalogue code
			GX 270 T	GX 270 T2		
10	16148-141-881	CAP, CHOKE DUST .....	1	1	-----	ES3,ES4,VKK, VMT, VPK, VS3, VS4, VSD3, VSD4
11	16166-ZH9-820	NOZZLE, MAIN .....	1	-	-----	ES3,ES4, VKK, VPK, VS4, VSD3, VSD4
	16166-Z1D-D51	.....	-	1	-----	VKK, VMT, VS3, VS4
	16166-ZH9-820	.....	-	1	-----	VSD4
12	16172-ZE3-W10	COLLAR, SETTING .....	1	1	-----	ES3,ES4, VKK, VMT, VPK, VS3, VS4, VSD3, VSD4
13	16211-ZE2-700	INSULATOR, CARBURETOR .....	1	-	-----	ES3,ES4, VKK, VPK, VS4, VSD3, VSD4
	16211-ZE2-701	.....	-	1	-----	VKK, VMT, VS3, VS4, VSD4
14	16221-ZA0-800	PACKING, CARBURETOR .....	1	-	-----	ES3,ES4, VKK, VPK, VS4, VSD3, VSD4
	16221-Z5K-000	.....	-	1	-----	VKK, VMT, VS3, VS4, VSD4
15	16223-ZA0-800	PACKING, INSULATOR .....	1	-	-----	ES3,ES4, VKK, VPK, VS4, VSD3, VSD4
	16212-Z5K-000	.....	-	1	-----	VKK, VMT, VS3, VS4, VSD4
16	16260-ZE2-723	STAY ASSY., MANUAL CHOKE ....	1	-	-----	ES3,ES4, VKK, VS4
	16260-ZE3-D22	.....	1	-	-----	VPK
	16260-ZE2-722	.....	1	-	-----	VSD3, VSD4
	16260-ZE3-D22	.....	-	1	-----	VKK, VMT, VS3, VS4, VSD4
17	16261-ZE2-702	STAY COMP., SOLENOID .....	1	1	-----	ES3,ES4, VKK, VMT, VPK, VS3, VS4, VSD3, VSD4
18	16262-ZE2-711	LEVER, CHOKE .....	1	1	-----	ES3,ES4, VKK, VMT, VPK, VS3, VS4, VSD3, VSD4
19	16263-ZA0-000	JOINT, ROD .....	1	1	-----	ES3,ES4, VKK, VMT, VPK, VS3, VS4, VSD3, VSD4
20	16264-ZE2-701	ROD, CHOKE .....	1	1	-----	ES3,ES4, VKK, VMT, VPK, VS3, VS4, VSD3, VSD4
21	16265-ZE2-721	STOPPER, CHOKE ROD .....	1	1	-----	ES3,ES4, VKK, VMT, VPK, VS3, VS4, VSD3, VSD4
22	16268-ZE2-721	SPRING, MANUAL CHOKE .....	1	1	-----	ES3,ES4, VKK, VMT, VPK, VS3, VS4, VSD3, VSD4
23	16269-ZA0-800	PACKING, AIR CLEANER .....	2	-	-----	ES3,ES4, VKK, VPK, VS4, VSD3, VSD4
24	16400-ZE2-704	DIAPHRAGM ASSY. ....	1	-	-----	ES3,ES4, VKK, VPK, VS4
	16400-ZE2-703	.....	1	-	-----	VSD3, VSD4
	16400-ZE2-704	.....	-	1	-----	VKK, VMT, VS3, VS4, VSD4
25	16611-ZE2-711	ROD, CHOKE CONTROL .....	1	-	-----	ES3,ES4, VKK, VS4, VSD3, VSD4
26	16613-893-000	GROMMET, CHOKE ROD .....	1	1	-----	ES3,ES4, VKK, VMT, VPK, VS3, VS4, VSD3, VSD4
27	16615-893-000	GUIDE, CHOKE ROD .....	1	1	-----	ES3,ES4, VKK, VMT, VPK, VS3, VS4, VSD3, VSD4
28	36135-ZF6-D41	VALVE, DASHPOT CHECK .....	1	1	-----	ES3,ES4, VKK, VMT, VPK, VS3, VS4, VSD3, VSD4
29	53149-964-003	BUSH, ARM PIVOT .....	1	1	-----	ES3,ES4, VKK, VMT, VPK, VS3, VS4, VSD3, VSD4
30	88911-MJ3-000	GROMMET, FENDER .....	1	1	-----	ES3,ES4, VKK, VMT, VPK, VS3, VS4, VSD3, VSD4
31	90431-ZE2-700	WASHER, CHOKE LEVER .....	1	1	-----	ES3,ES4, VKK, VMT, VPK, VS3, VS4, VSD3, VSD4
32	90432-ZE2-700	SEAL, CHOKE LEVER .....	2	2	-----	ES3,ES4, VKK, VMT, VPK, VS3, VS4, VSD3, VSD4
33	90433-ZE2-700	WASHER, THRUST, 2.7X8 .....	1	1	-----	ES3,ES4, VKK, VMT, VPK, VS3, VS4, VSD3, VSD4
34	90434-ZE2-700	COLLAR, LEVER .....	1	1	-----	ES3,ES4, VKK, VMT, VPK, VS3, VS4, VSD3, VSD4
35	93500-05012-0A	SCREW, PAN, 5X12 .....	2	2	-----	ES3,ES4, VKK, VMT, VPK, VS3, VS4, VSD3, VSD4
36	94103-05000	WASHER, PLAIN, 5MM .....	1	1	-----	ES3,ES4, VKK, VMT, VPK, VS3, VS4, VSD3, VSD4
37	94540-02010	E-RING, 2MM .....	1	1	-----	ES3,ES4, VKK, VMT, VPK, VS3, VS4, VSD3, VSD4
38	94540-04010	E-RING, 4MM .....	1	1	-----	ES3,ES4, VKK, VMT, VPK, VS3, VS4, VSD3, VSD4
39	94540-07010	E-RING, 7MM .....	1	1	-----	ES3,ES4, VKK, VMT, VPK, VS3, VS4, VSD3, VSD4
40	95002-02070	CLIP, TUBE(B7) .....	4	4	-----	ES3,ES4, VKK, VMT, VPK, VS3, VS4, VSD3, VSD4
41	95005-35065-10	TUBE, 3.5X65(95005-35001-10M)	1	1	-----	ES3,ES4, VMT, VS3, VS4
	95005-35055-10	TUBE, 3.5X55(95005-35001-10M)	1	1	-----	VKK, VPK, VSD3, VSD4
42	95005-35130-10	TUBE, 3.5X130(95005-35001-10M)	1	1	-----	ES3,ES4, VMT, VS3, VS4
	95005-35075-10	TUBE, 3.5X75(95005-35001-10M)	1	1	-----	VKK, VPK, VSD3, VSD4
43	99101-ZH8-0880	JET, MAIN, #88 .....	(1)	(1)	-----	ES3,ES4, VKK, VMT, VPK, VS3, VS4, VSD3, VSD4
	99101-ZH8-0850	JET, MAIN, #85 .....	(1)	-	-----	ES3,ES4, VS4
	99101-ZH8-0900	JET, MAIN, #90 .....	1	-	-----	ES3,ES4, VS4
	99101-ZH8-0920	JET, MAIN, #92 .....	1	-	-----	VKK, VPK, VSD3, VSD4
	99101-ZH8-0900	JET, MAIN, #90 .....	-	(1)	-----	VKK, VMT, VS3, VS4, VSD4



# E-14-2

# CARBURETOR(3)

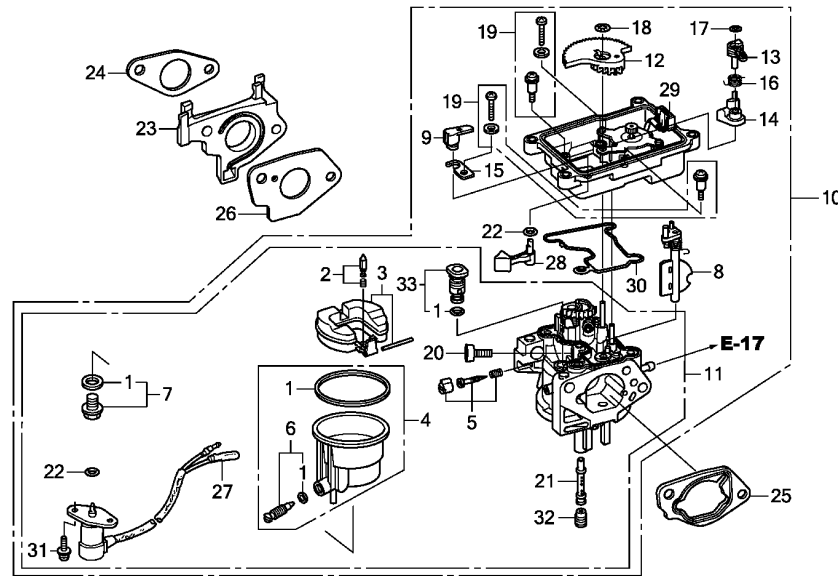


Z1D0E1402D

Ref. No.	Part No.	Description	Reqd. QTY		Serial No.	Parts catalogue code
			GX 270 T	GX 270 T2		
43)	99101-ZH8-0920	JET, MAIN, #92 .....	-	1	-----	VKK,VMT,VS3,VS4,VSD4
44	99204-ZE2-0400	JET SET, PILOT, #40 .....	1	-	-----	ES3,ES4,VKK,VPK,VS4,VSD4
	99204-ZE0-0400	.....				
	(CARBURETOR NO.)	.....	1	-	-----	BE77P A VSD3
	99204-ZE2-0400	.....				
	(CARBURETOR NO.)	.....	1	-	-----	BE77P B ----- VSD3
	99204-ZE0-0380	JET SET, PILOT, #38 .....	-	1	-----	VKK,VMT,VS3,VS4
	99204-ZE2-0400	JET SET, PILOT, #40 .....	-	1	-----	VSD4
45	16015-ZA0-931	CHAMBER SET, FLOAT .....	1	1	-----	ES3,ES4,VKK,VMT,VS3,VS4
46	16016-ZH8-W01	SCREW SET .....	1	-	-----	VKK,VPK
	16016-ZH7-W01	SCREW SET, PILOT .....	-	1	-----	VKK
47	16024-124-760	SCREW SET, DRAIN .....	1	-	-----	VKK
	16024-124-761	.....				
	(CARBURETOR NO.)	.....	1	-	-----	BE77M A ES3,ES4,VS4
	16024-124-760	.....				
	(CARBURETOR NO.)	.....	1	-	-----	BE77T A ----- ES3,ES4,VS4
		.....	-	1	-----	VKK,VMT,VS3,VS4
48	16028-ZA0-931	SCREW SET .....	1	1	-----	ES3,ES4,VKK,VMT,VS3,VS4
49	16230-ZE3-702	VALVE ASSY., SOLENOID .....	1	1	-----	ES3,ES4,VKK,VMT,VS3,VS4
50	16611-ZE3-D21	ROD, CHOKE CONTROL .....	1	-	-----	VPK
		.....	-	1	-----	VKK,VMT,VS3,VS4,VSD4
51	93892-05012-18	SCREW-WASHER, 5X12 .....	2	2	-----	ES3,ES4,VKK,VMT,VS3,VS4
52	16220-ZA0-702	SPACER COMP., CARBURETOR .....	-	1	-----	VKK,VMT,VS3,VS4,VSD4
53	17228-Z5T-000	PACKING, AIR CLEANER .....	-	1	-----	VKK,VMT,VS3,VS4,VSD4
54	16141-Z0S-003	WASHER, PLAIN(6.2X10.7 DRAIN)	1	1	-----	VPK,VSD3,VSD4

# E-14-3

# CARBURETOR(4)



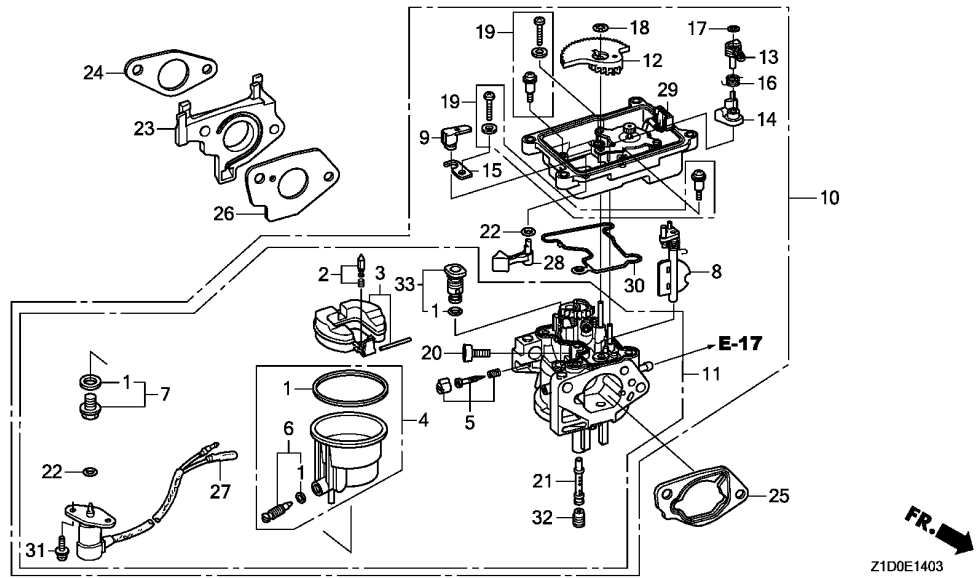
Ref. No.	L.O.N.	(Relative ref. Number) Description	F.R.T.
1	3111W7	GASKET SET, CARBURETOR(B) (3)	0.5
2	3111G6	FLOAT VALVE SET AND/OR FLOAT SET(A)	0.4
4	3111M2	FLOAT CHAMBER SET AND/OR GASKET(A)	0.3
5	3111D7	SCREW SET, PILOT	0.2
8	8101C5	CHOKE SET, CARBURETOR (15)	0.4
9	3111N6	ARM, CARBURETOR MANUAL START	0.4
10	3111G7	CARBURETOR(A)	0.3
11	3111X5	CARBURETOR SET	0.4
12	3111N1	GEAR, CARBURETOR MIDDLE (13,16)	0.3
14	8101DQ	LEVER, CARBURETOR CHOKE(B) (24)	0.4
23	3111G2	CARBURETOR INSULATOR AND/OR PACKING(A)	0.3
25	3111D9	SPACER, CARBURETOR	0.2
26	3111G5	PACKING, CARBURETOR(A) (22)	0.3
27	6211C0	VALVE, CARBURETOR SOLENOID (22)	0.2
28	3111N8	LEVER, CARBURETOR MANUAL START	0.4
29	3111M9	CASE, THROTTLE CONTROL MOTOR	0.4

Ref. No.	Part No.	Description	Reqd. QTY		Serial No.	Parts catalogue code
			GX 270 T	GX 270 T2		
1	16010-ZE3-701	GASKET SET	-	1	-----	VZKK
2	16011-ZA0-931	VALVE SET, FLOAT	-	1	-----	VZKK
3	16013-Z1C-003	FLOAT SET	-	1	-----	VZKK
4	16015-ZA0-931	CHAMBER SET, FLOAT	-	1	-----	VZKK
5	16016-ZH7-W01	SCREW SET, PILOT	-	1	-----	VZKK
6	16024-124-760	SCREW SET, DRAIN	-	1	-----	VZKK
7	16028-ZA0-931	SCREW SET	-	1	-----	VZKK
8	16044-Z8T-W01	CHOKE SET	-	1	-----	VZKK
9	16045-Z5T-W01	ARM, MANUAL START	-	1	-----	VZKK
10	16100-ZBC-W01	CARBURETOR ASSY.(BE97B A)	-	1	-----	VZKK
11	16110-ZBC-W01	CARBURETOR SET	-	1	-----	VZKK
12	16111-Z5T-W01	GEAR, MIDDLE	-	1	-----	VZKK
13	16112-Z5T-W01	ARM, CHOKE	-	1	-----	VZKK
14	16113-Z5T-W01	LEVER, CHOKE CONTROL	-	1	-----	VZKK
15	16115-Z5T-W01	PLATE	-	1	-----	VZKK
16	16116-Z5T-W01	SPRING, TORSION COIL	-	1	-----	VZKK
17	16117-Z5T-W01	CLIP, SPECIAL	-	1	-----	VZKK
18	16118-Z5T-W01	CLIP, SPECIAL	-	1	-----	VZKK
19	16119-Z5T-W01	SCREW SET	-	2	-----	VZKK
20	16124-Z5T-W01	SCREW, STOP	-	1	-----	VZKK
21	16166-ZBC-W01	NOZZLE, MAIN	-	1	-----	VZKK
22	16178-ZJ0-911	O-RING	-	2	-----	VZKK
23	16211-Z5K-W00	INSULATOR, CARBURETOR	-	1	-----	VZKK
24	16212-Z5K-000	PACKING, INSULATOR	-	1	-----	VZKK
25	16220-ZA0-702	SPACER COMP., CARBURETOR	-	1	-----	VZKK



# E-14-3

# CARBURETOR(4)



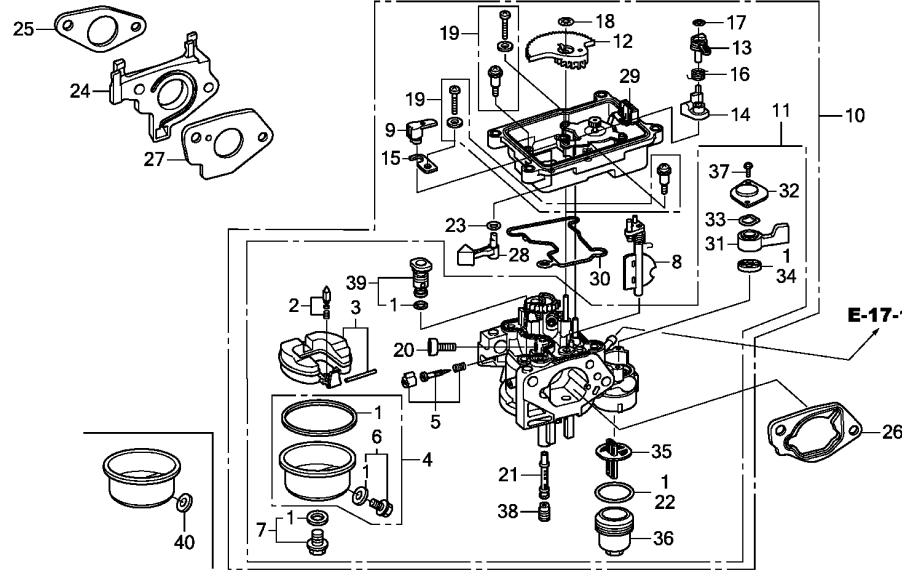
Ref. No.	L.O.N.	(Relative ref. Number) Description	F.R.T.
30	3111N0	PACKING, THROTTLE CONTROL MOTOR CASE	0.4
32	3111G4	JET, MAIN(A)	0.4

2

Ref. No.	Part No.	Description	Reqd. QTY		Serial No.	Parts catalogue code
			GX 270 T	GX 270 T2		
26	16221-Z5K-000	PACKING, CARBURETOR	-	1	-----	VZKK
27	16230-ZE3-702	VALVE ASSY., SOLENOID	-	1	-----	VZKK
28	16612-Z5T-W01	LEVER, MANUAL START	-	1	-----	VZKK
29	16646-Z5T-W01	CASE COMP., MOTOR	-	1	-----	VZKK
30	16648-Z5T-W01	U-RING	-	1	-----	VZKK
31	93892-05012-18	SCREW-WASHER, 5X12	-	2	-----	VZKK
32	99101-ZH8-0780	JET, MAIN, #78	-	(1)	-----	VZKK
	99101-ZH8-0800	JET, MAIN, #80	-	(1)	-----	VZKK
	99101-ZH8-0820	JET, MAIN, #82	-	1	-----	VZKK
33	99204-ZE2-0400	JET SET, PILOT, #40	-	1	-----	VZKK

# E-14-4

# CARBURETOR(5)



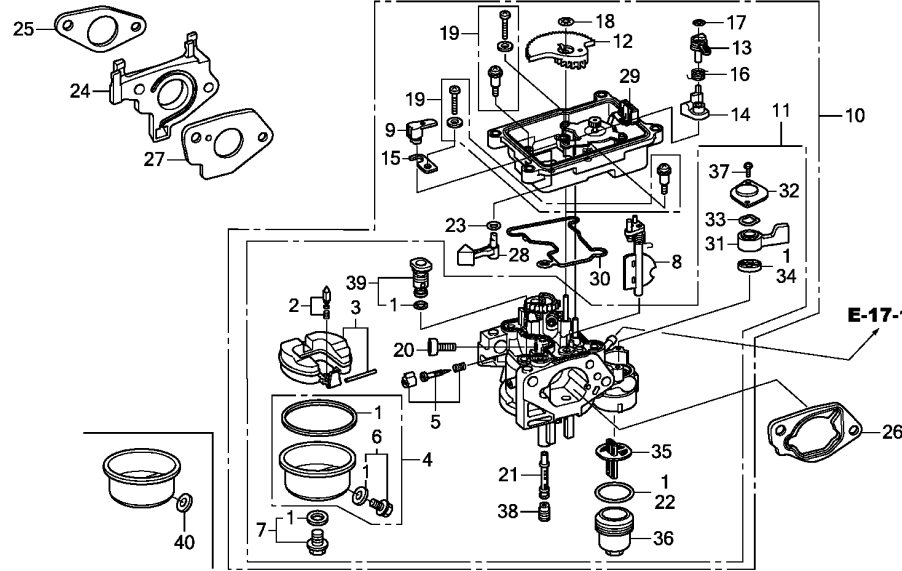
Ref. No.	L.O.N.	(Relative ref. Number) Description	F.R.T.
1	3111W7	GASKET SET, CARBURETOR(B) (3)	0.5
2	3111G6	FLOAT VALVE SET AND/OR FLOAT SET(A)	0.4
4	3111A3	FLOAT CHAMBER SET AND/OR GASKET	0.3
5	3111D7	SCREW SET, PILOT	0.2
8	8101C5	CHOKE SET, CARBURETOR (15)	0.4
9	3111N6	ARM, CARBURETOR MANUAL START	0.4
10	3111G7	CARBURETOR(A)	0.3
11	3111X5	CARBURETOR SET	0.4
12	3111N1	GEAR, CARBURETOR MIDDLE (13,16)	0.3
14	8101DQ	LEVER, CARBURETOR CHOKE(B) (36)	0.4
22	3101L6	PACKING, FUEL STRAINER CUP (25)	0.2
24	3111G2	CARBURETOR INSULATOR AND/OR PACKING(A)	0.3
26	3111D9	SPACER, CARBURETOR	0.2
27	3111G5	PACKING, CARBURETOR(A) (23)	0.3
28	3111N8	LEVER, CARBURETOR MANUAL START	0.4
29	3111M9	CASE, THROTTLE CONTROL MOTOR	0.4

Ref. No.	Part No.	Description	Reqd. QTY		Serial No.	Parts catalogue code
			GX 270 T	GX 270 T2		
1	16010-ZE2-812	GASKET SET	-	1	-----	SZAX
2	16011-ZA0-931	VALVE SET, FLOAT	-	1	-----	SZAX
3	16013-Z1C-003	FLOAT SET	-	1	-----	SZAX
4	16015-Z5T-901	CHAMBER SET, FLOAT	-	1	-----	SZAX
5	16016-ZH7-W01	SCREW SET, PILOT	-	1	-----	SZAX
6	16024-Z5T-901	SCREW SET, DRAIN	-	1	-----	SZAX
7	16028-Z5T-901	SCREW SET	-	1	-----	SZAX
8	16044-Z5K-W21	CHOKE SET	-	1	-----	SZAX
9	16045-Z5T-W01	ARM, MANUAL START	-	1	-----	SZAX
10	16100-Z5K-W22	CARBURETOR ASSY.(BE90B A)	-	1	-----	SZAX
11	16110-Z5K-W21	CARBURETOR SET	-	1	-----	SZAX
12	16111-Z5K-W21	GEAR, MIDDLE	-	1	-----	SZAX
13	16112-Z5T-W01	ARM, CHOKE	-	1	-----	SZAX
14	16113-Z5T-W01	LEVER, CHOKE CONTROL	-	1	-----	SZAX
15	16115-Z5T-W01	PLATE	-	1	-----	SZAX
16	16116-Z5T-W01	SPRING, TORSION COIL	-	1	-----	SZAX
17	16117-Z5T-W01	CLIP, SPECIAL	-	1	-----	SZAX
18	16118-Z5T-W01	CLIP, SPECIAL	-	1	-----	SZAX
19	16119-Z5T-W01	SCREW SET	-	2	-----	SZAX
20	16124-Z5T-W01	SCREW, STOP	-	1	-----	SZAX
21	16166-Z5K-W21	NOZZLE, MAIN	-	1	-----	SZAX
22	16173-001-004	PACKING, FUEL STRAINER CUP	-	1	-----	SZAX
23	16178-ZJ0-911	O-RING	-	1	-----	SZAX
24	16211-Z5K-W00	INSULATOR, CARBURETOR	-	1	-----	SZAX
25	16212-Z5K-000	PACKING, INSULATOR	-	1	-----	SZAX



# E-14-4

# CARBURETOR(5)



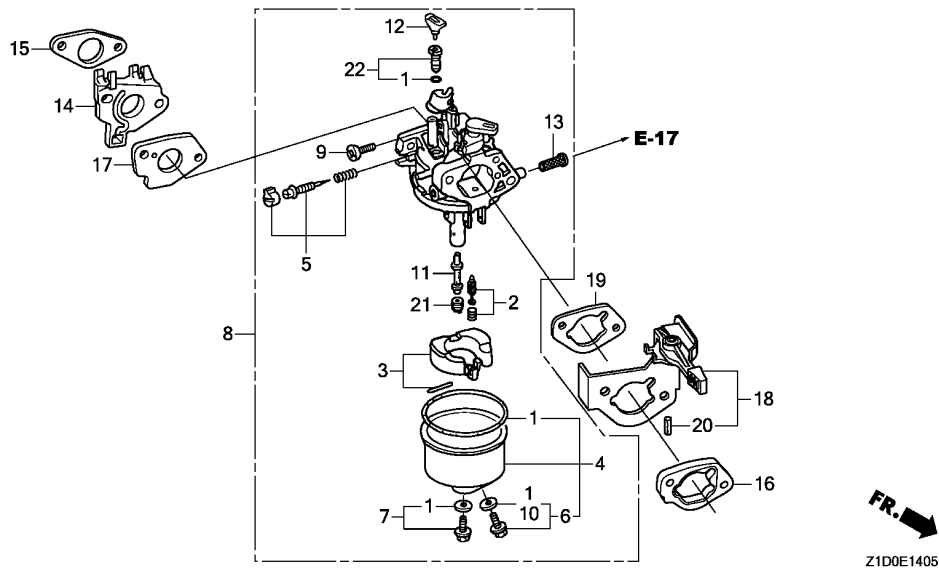
Ref. No.	L.O.N.	(Relative ref. Number) Description	F.R.T.
30	3111N0	PACKING, THROTTLE CONTROL MOTOR CASE (31,32,33)	0.4
34	3101N0	PACKING, FUEL COCK(A)	0.4
35	3111P0	FILTER, CARBURETOR CUP	0.2
38	3111G4	JET, MAIN(A)	0.4

2

Ref. No.	Part No.	Description	Reqd. QTY		Serial No.	Parts catalogue code
			GX 270 T	GX 270 T2		
26	16220-ZA0-702	SPACER COMP., CARBURETOR	-	1	-----	SZAX
27	16221-Z5K-000	PACKING, CARBURETOR	-	1	-----	SZAX
28	16612-Z5T-W01	LEVER, MANUAL START	-	1	-----	SZAX
29	16646-Z5T-W01	CASE COMP., MOTOR	-	1	-----	SZAX
30	16648-Z5T-W01	U-RING	-	1	-----	SZAX
31	16953-ZE1-812	LEVER, COCK	-	1	-----	SZAX
32	16954-ZE1-812	PLATE, LEVER SETTING	-	1	-----	SZAX
33	16956-ZE1-811	SPRING, COCK LEVER	-	1	-----	SZAX
34	16957-ZE1-812	PACKING, FUEL COCK	-	1	-----	SZAX
35	16959-Z5T-901	FILTER, CUP	-	1	-----	SZAX
36	16967-ZE0-811	CUP, FUEL STRAINER	-	1	-----	SZAX
37	93500-03006-1H	SCREW, PAN, 3X6	-	2	-----	SZAX
38	99101-ZH8-0820	JET, MAIN, #82	-	(1)	-----	SZAX
	99101-ZH8-0850	JET, MAIN, #85	-	(1)	-----	SZAX
	99101-ZH8-0880	JET, MAIN, #88	-	1	-----	SZAX
39	99204-ZE2-0400	JET SET, PILOT, #40	-	1	-----	SZAX
40	16141-Z0S-003	WASHER, PLAIN(6.2X10.7 DRAIN)	-	1	-----	SZAX

# E-14-5

# CARBURETOR(6)



Z1D0E1405

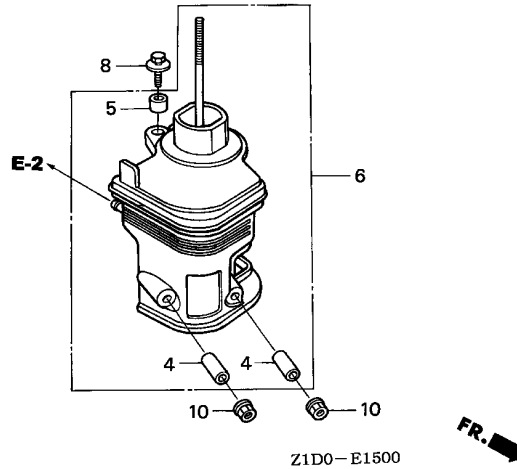
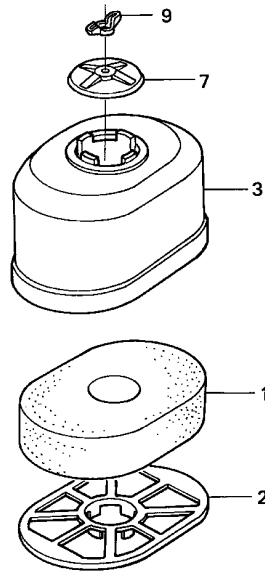
Ref. No.	L.O.N.	(Relative ref. Number) Description	F.R.T.
1	3111B1	GASKET SET, CARBURETOR (3)	0.3
2	3111E1	FLOAT VALVE SET AND/OR FLOAT SET	0.3
5	3111D7	SCREW SET, PILOT	0.2
8	3111F3	CARBURETOR	0.2
13	3111T4	SCREEN, CARBURETOR FUEL STRAINER (15)	0.2
14	3111C0	CARBURETOR INSULATOR AND/OR PACKING	0.2
16	3111D9	SPACER, CARBURETOR	0.2
17	3111C8	PACKING, CARBURETOR	0.2
18	3111A5	CONTROL, CARBURETOR CHOKE	0.2
19	3121D9	PACKING, AIR CLEANER (11)	0.2
21	3111C3	JET, MAIN	0.3

Ref. No.	Part No.	Description	Reqd. QTY		Serial No.	Parts catalogue code
			GX 270 T	GX 270 T2		
1	16010-ZF5-900	GASKET SET	-	1	-----	VPX6
2	16011-ZA0-931	VALVE SET, FLOAT	-	1	-----	VPX6
3	16013-Z1C-003	FLOAT SET	-	1	-----	VPX6
4	16015-ZE8-005	CHAMBER SET, FLOAT	-	1	-----	VPX6
5	16016-ZH7-W01	SCREW SET, PILOT	-	1	-----	VPX6
6	16024-ZE1-811	SCREW SET, DRAIN	-	1	-----	VPX6
7	16028-ZE0-005	SCREW SET	-	1	-----	VPX6
8	16100-Z1D-E22	CARBURETOR ASSY.(BE77Z A)	-	1	-----	VPX6
9	16124-ZE0-005	SCREW, THROTTLE STOP	-	1	-----	VPX6
10	16141-Z0S-003	WASHER, PLAIN(6.2X10.7 DRAIN)	-	1	-----	VPX6
11	16166-Z1D-E21	NOZZLE, MAIN	-	1	-----	VPX6
12	16172-ZE3-W10	COLLAR, SETTING	-	1	-----	VPX6
13	16176-Z2G-D51	SCREEN, FUEL STRAINER	-	1	-----	VPX6
14	16211-ZE2-010	INSULATOR, CARBURETOR	-	1	-----	VPX6
15	16212-Z5K-000	PACKING, INSULATOR	-	1	-----	VPX6
16	16220-ZA0-702	SPACER COMP., CARBURETOR	-	1	-----	VPX6
17	16221-Z5K-000	PACKING, CARBURETOR	-	1	-----	VPX6
18	16620-Z1C-000	BASE COMP., CHOKE	-	1	-----	VPX6
19	17228-Z5T-000	PACKING, AIR CLEANER	-	1	-----	VPX6
20	94305-20122	PIN, SPRING, 2X12	-	1	-----	VPX6
21	99101-ZH8-0800	JET, MAIN, #80	-	(1)	-----	VPX6
	99101-ZH8-0820	JET, MAIN, #82	-	(1)	-----	VPX6
	99101-ZH8-0850	JET, MAIN, #85	-	1	-----	VPX6
22	99204-ZA0-0400	JET SET, PILOT, #40	-	1	-----	VPX6



# E-15

# AIR CLEANER(1)



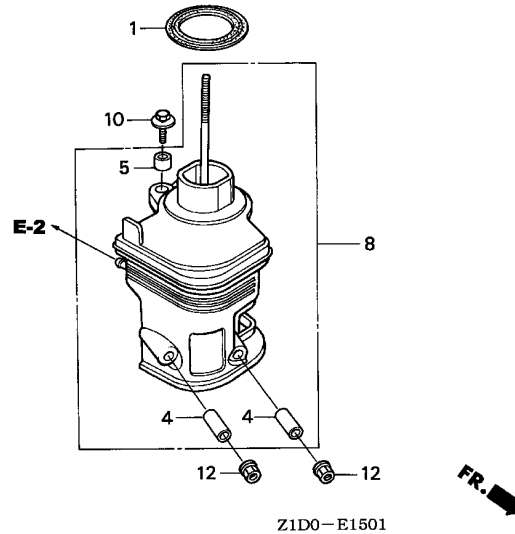
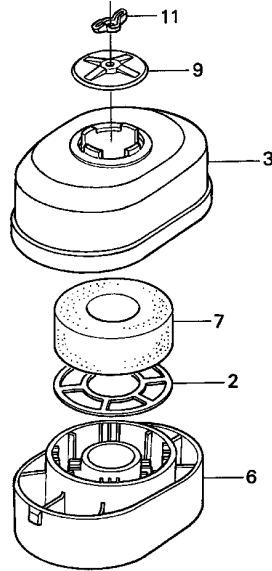
Ref. No.	L.O.N.	(Relative ref. Number) Description	F.R.T.
1	3121B8	ELEMENT, AIR CLEANER ..... .INCLUDES: Air cleaner element -inspection	0.1
6	3121B4	ELBOW, AIR CLEANER .....	0.1

2

Ref. No.	Part No.	Description	Reqd. QTY		Serial No.	Parts catalogue code
			GX 270 T	GX 270 T2		
1	17211-ZE2-000	ELEMENT, AIR CLEANER(SEMI DRY)	1	-	----- QD,QN,SD,SN	
2	17212-ZE2-000	GRID, AIR CLEANER .....	1	-	----- QD,QN,SD,SN	
3	17231-ZE2-000	COVER, AIR CLEANER(SEMI DRY)	1	-	----- QD,QN,SD,SN	
4	17238-ZE2-310	COLLAR, AIR CLEANER .....	2	-	----- QD,QN,SD,SN	
5	17239-ZE1-000	COLLAR B, AIR CLEANER .....	1	-	----- QD,QN,SD,SN	
6	17410-ZE2-020	ELBOW COMP., AIR CLEANER ....	1	-	----- QD,QN,SD,SN	
7	17420-ZE2-000	CAP COMP., AIR CLEANER .....	1	-	----- QD,QN,SD,SN	
8	90009-Z1C-000	BOLT-WASHER, 6X22 .....	1	-	----- QD,QN,SD,SN	
9	90325-044-000	NUT, TOOL BOX SETTING .....	1	-	----- QD,QN,SD,SN	
10	94050-06000	NUT, FLANGE, 6MM .....	2	-	----- QD,QN,SD,SN	

# E-15-1

# AIR CLEANER(2)



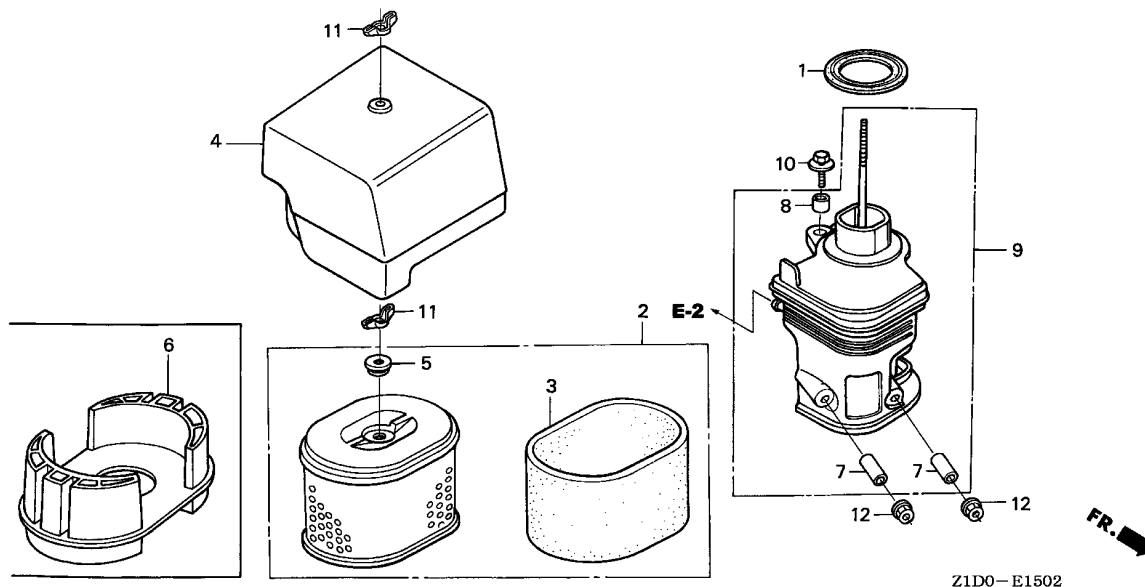
Ref. No.	L.O.N.	(Relative ref. Number) Description	F.R.T.
1	3121E1	PACKING, ELBOW .....	0.1
6	3121E5	PAN, AIR CLEANER OIL .....	0.1
7	3121B8	ELEMENT, AIR CLEANER .....	0.1
.INCLUDES: Air cleaner element -inspection			
8	3121B4	ELBOW, AIR CLEANER .....	0.1

Ref. No.	Part No.	Description	Reqd. QTY		Serial No.	Parts catalogue code
			GX 270 T	GX 270 T2		
1	16271-ZE2-010	PACKING, ELBOW .....	1	1	-----	LP,LT,LW,QBE1,QHB1,QP,QT1,QTD,QTN
2	17212-ZE2-810	GRID, AIR CLEANER(OIL BATH) ..	1	1	-----	LP,LT,LW,QBE1,QHB1,QP,QT1,QTD,QTN
3	17231-ZE2-810	COVER, AIR CLEANER(OIL BATH)	1	1	-----	LP,LT,LW,QBE1,QHB1,QP,QT1,QTD,QTN
4	17238-ZE2-310	COLLAR, AIR CLEANER .....	2	2	-----	LP,LT,LW,QBE1,QHB1,QP,QT1,QTD,QTN
5	17239-ZE1-000	COLLAR B, AIR CLEANER .....	1	1	-----	LP,LT,LW,QBE1,QHB1,QP,QT1,QTD,QTN
6	17402-ZE2-810	PAN, CLEANER OIL(OIL BATH) ..	1	1	-----	LP,LT,LW,QBE1,QHB1,QP,QT1,QTD,QTN
7	17403-ZE2-810	ELEMENT, AIR CLEANER(OIL BATH)	1	1	-----	LP,LT,LW,QBE1,QHB1,QP,QT1,QTD,QTN
8	17410-ZE2-020	ELBOW COMP., AIR CLEANER .....	1	1	-----	LP,LT,LW,QBE1,QHB1,QP,QT1,QTD,QTN
9	17420-ZE2-000	CAP COMP., AIR CLEANER .....	1	1	-----	LP,LT,LW,QBE1,QHB1,QP,QT1,QTD,QTN
10	90009-Z1C-000	BOLT-WASHER, 6X22 .....	1	1	-----	LP,LT,LW,QBE1,QHB1,QP,QT1,QTD,QTN
11	90325-044-000	NUT, TOOL BOX SETTING .....	1	1	-----	LP,LT,LW,QBE1,QHB1,QP,QT1,QTD,QTN
12	94050-06000	NUT, FLANGE, 6MM .....	2	2	-----	LP,LT,LW,QBE1,QHB1,QP,QT1,QTD,QTN



# E-15-2

# AIR CLEANER(3)

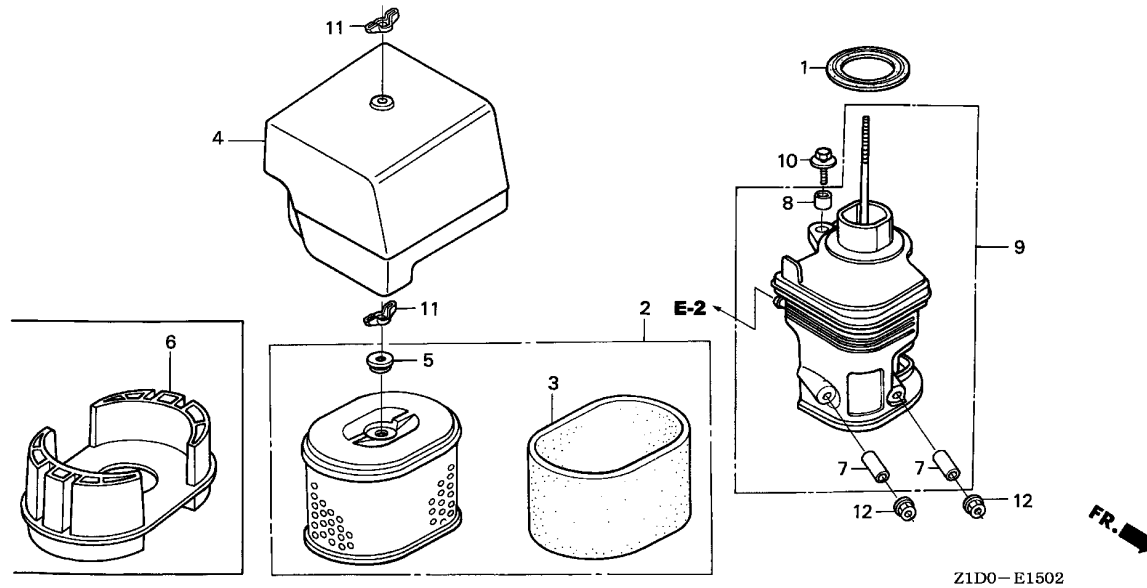


Ref. No.	L.O.N.	(Relative ref. Number) Description	F.R.T.
1	3121E1	PACKING, ELBOW .....	0.1
2	3121B8	ELEMENT, AIR CLEANER .....	0.1
.INCLUDES: Air cleaner element -inspection			
3	3121C1	FILTER, OUTER .....	0.1
.INCLUDES: Outer filter-inspection			
6	3121D6	NOSE, SILENCER .....	0.1
9	3121B4	ELBOW, AIR CLEANER .....	0.1

Ref. No.	Part No.	Description	Reqd. QTY		Serial No.	Parts catalogue code
			GX 270 T	GX 270 T2		
1	16271-ZE2-010	PACKING, ELBOW .....	1	-	-----	LH,LH2,LHB5,LXE8,LXK,LXU,PX,PXE8,PXU,QA26,QAB3,QAG2,QH,QHB5,QHP1,QMH,QSE8,QX,QXE8,QXE9,QXK,QXQ4,QXU,RA3,SH,SH2,SX,SXE,SXE8,SXQ4,SXU,VSP,VX,VXE8,VXK,VXT1,VXU,VXU1
2	17210-ZE2-822	ELEMENT, AIR CLEANER(DUAL) ..	1	-	-----	LH,LH2,LHB5,LXE8,LXK,LXU,PX,PXE8,PXU,QA26,QAB3,QAG2,QH,QHB5,QHP1,QMH,QSE8,QX,QXE8,QXE9,QXK,QXQ4,QXU,RA3,SH,SH2,SX,SXE,SXE8,SXQ4,SXU,VSP,VX,VXE8,VXK,VXT1,VXU,VXU1
3	17218-ZE2-821	FILTER, OUTER .....	1	-	-----	LH,LH2,LHB5,LXE8,LXK,LXU,PX,PXE8,PXU,QA26,QAB3,QAG2,QH,QHB5,QHP1,QMH,QSE8,QX,QXE8,QXE9,QXK,QXQ4,QXU,RA3,SH,SH2,SX,SXE,SXE8,SXQ4,SXU,VSP,VX,VXE8,VXK,VXT1,VXU,VXU1
4	17231-ZH9-820	COVER, AIR CLEANER .....	1	-	-----	LH,LH2,LHB5,LXE8,LXK,LXU,PX,PXE8,PXU,QA26,QAB3,QAG2,QH,QHB5,QHP1,QMH,QSE8,QX,QXE8,QXE9,QXK,QXQ4,QXU,RA3,SH,SH2,SX,SXE,SXE8,SXQ4,SXU,VSP,VX,VXE8,VXK,VXT1,VXU,VXU1
5	17232-891-000	GROMMET, AIR CLEANER .....	1	-	-----	LH,LH2,LHB5,LXE8,LXK,LXU,PX,PXE8,PXU,QA26,QAB3,QAG2,QH,QHB5,QHP1,QMH,QSE8,QX,QXE8,QXE9,QXK,QXQ4,QXU,RA3,SH,SH2,SX,SXE,SXE8,SXQ4,SXU,VSP,VX,VXE8,VXK,VXT1,VXU,VXU1
6	17235-ZE2-820	NOSE, SILENCER .....	1	-	-----	LXE8,LXK,LXU,PX,PXE8,PXU,QSE8,QX,QXE8,QXE9,QXK,QXQ4,QXU,SX,SXE,SXE8,SXQ4,SXU,VSP,VX,VXE8,VXK,VXT1,VXU,VXU1
7	17238-ZE2-310	COLLAR, AIR CLEANER .....	2	-	-----	LH,LH2,LHB5,LXE8,LXK,LXU,PX,PXE8,PXU,QA26,QAB3,QAG2,QH,QHB5,QHP1,QMH,QSE8,QX,QXE8,QXE9,QXK,QXQ4,QXU,RA3,SH,SH2,SX,SXE,SXE8,SXQ4,SXU,VSP,VX,VXE8,VXK,VXT1,VXU,VXU1
8	17239-ZE1-000	COLLAR B, AIR CLEANER .....	1	-	-----	LH,LH2,LHB5,LXE8,LXK,LXU,PX,PXE8,PXU,QA26,QAB3,QAG2,QH,QHB5,QHP1,QMH,QSE8,QX,QXE8,QXE9,QXK,QXQ4,QXU,RA3,SH,SH2,SX,SXE,SXE8,SXQ4,SXU,VSP,VX,VXE8,VXK,VXT1,VXU,VXU1
9	17410-ZE2-020	ELBOW COMP., AIR CLEANER ....	1	-	-----	LH,LH2,LHB5,LXE8,LXK,LXU,PX,PXE8,PXU,QA26,QAB3,QAG2,QH,QHB5,QHP1,QMH,QSE8,QX,QXE8,QXE9,QXK,QXQ4,QXU,RA3,SH,SH2,SX,SXE,SXE8,SXQ4,SXU,VSP,VX,VXE8,VXK,VXT1,VXU,VXU1

# E-15-2

# AIR CLEANER(3)

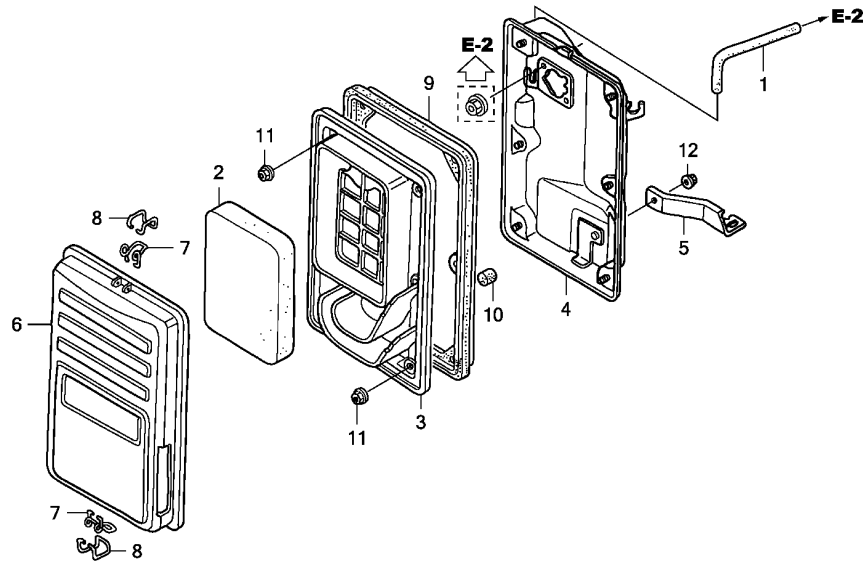


Ref. No.	Part No.	Description	Reqd. QTY		Serial No.	Parts catalogue code
			GX 270 T	GX 270 T2		
10	90009-Z1C-000	BOLT-WASHER, 6X22	1	-	-----	LH,LH2,LHB5,LXE8,LXK,LXU,PX,PXE8,PXU,QA26,QAB3,QAG2,QH,QHB5,QHP1,QMH,QSE8,QX,QXE8,QXE9,QXK,QXQ4,QXU,RA3,SH,SH2,SX,SXE,SXE8,SXQ4,SXU,VSP,VX,VXE8,VXK,VXT1,VXU,VXU1
11	90325-044-000	NUT, TOOL BOX SETTING	2	-	-----	LH,LH2,LHB5,LXE8,LXK,LXU,PX,PXE8,PXU,QA26,QAB3,QAG2,QH,QHB5,QHP1,QMH,QSE8,QX,QXE8,QXE9,QXK,QXQ4,QXU,RA3,SH,SH2,SX,SXE,SXE8,SXQ4,SXU,VSP,VX,VXE8,VXK,VXT1,VXU,VXU1
12	94050-06000	NUT, FLANGE, 6MM	2	-	-----	LH,LH2,LHB5,LXE8,LXK,LXU,PX,PXE8,PXU,QA26,QAB3,QAG2,QH,QHB5,QHP1,QMH,QSE8,QX,QXE8,QXE9,QXK,QXQ4,QXU,RA3,SH,SH2,SX,SXE,SXE8,SXQ4,SXU,VSP,VX,VXE8,VXK,VXT1,VXU,VXU1



# E-15-3

# AIR CLEANER(4)



Z1D0E1503

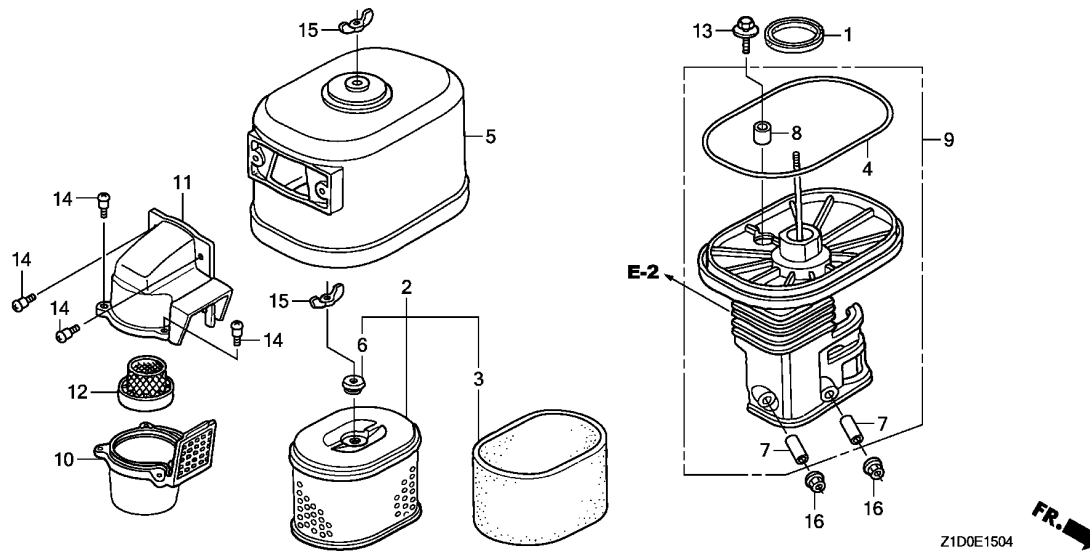
Ref. No.	L.O.N.	(Relative ref. Number) Description	F.R.T.
1	3121N4	TUBE, AIR CLEANER BREATHER ...	0.2
2	3121B8	ELEMENT, AIR CLEANER ..... .INCLUDES: Air cleaner element -inspection	0.1
3	3121F0	SEPARATOR, AIR CLEANER .....	0.1
4	3121A5	CASE, AIR CLEANER .....	0.2
9	3121E8	SEAL, AIR CLEANER CASE .....	0.1

Ref. No.	Part No.	Description	Reqd. QTY		Serial No.	Parts catalogue code
			GX 270 T	GX 270 T2		
1	15721-ZB4-000	TUBE, BREATHER .....	1	-	-----	VKK,VPK
2	17211-899-000	ELEMENT, AIR CLEANER .....	1	1	-----	VKK,VPK
3	17212-ZB4-003	SEPARATOR, AIR CLEANER .....	1	-	-----	VKK,VPK
4	17220-ZB4-003	CASE COMP., AIR CLEANER .....	1	-	-----	VKK,VPK
5	17222-ZB4-000	STAY, AIR CLEANER .....	1	-	-----	VKK,VPK
6	17231-899-000	COVER COMP., AIR CLEANER .....	1	-	-----	VKK,VPK
7	17235-899-000	CLIP A, AIR CLEANER WIRE .....	2	-	-----	VKK,VPK
8	17236-899-000	CLIP B, AIR CLEANER WIRE .....	2	-	-----	VKK,VPK
9	17252-899-000	SEAL, AIR CLEANER .....	1	-	-----	VKK,VPK
10	17367-413-690	FILTER, DRAIN TUBE .....	1	-	-----	VKK,VPK
11	94050-05000	NUT, FLANGE, 5MM .....	6	-	-----	VKK,VPK
12	94050-06080	NUT, FLANGE, 6MM .....	1	-	-----	VKK,VPK

2

# E-15-4

# AIR CLEANER(5)



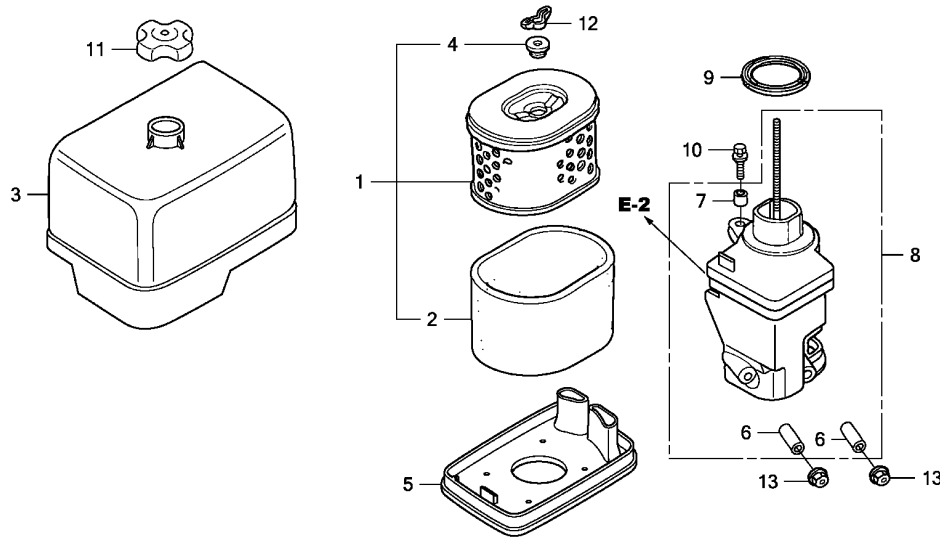
Ref. No.	L.O.N.	(Relative ref. Number) Description	F.R.T.
1	3121E1	PACKING, ELBOW .....	0.1
2	3121B8	ELEMENT, AIR CLEANER .....	0.1
		.INCLUDES: Air cleaner element -inspection	
3	3121C1	FILTER, OUTER .....	0.1
		.INCLUDES: Outer filter-inspection	
4	3121E0	PACKING, AIR CLEANER COVER ...	0.1
9	3121B4	ELBOW, AIR CLEANER .....	0.1
10	3121A6	CASE, PRE AIR CLEANER .....	0.1
11	3121A4	CAP, PRE AIR CLEANER .....	0.1
12	3121C8	GUIDE, PRE AIR CLEANER .....	0.1

Ref. No.	Part No.	Description	Reqd. QTY		Serial No.	Parts catalogue code
			GX 270 T	GX 270 T2		
1	16271-ZE2-010	PACKING, ELBOW .....	1	1	-----	QCT,QXCK
2	17210-ZE3-010	ELEMENT, AIR CLEANER .....	1	1	-----	QCT,QXCK
3	17218-ZE3-000	FILTER, OUTER .....	1	1	-----	QCT,QXCK
4	17219-ZE3-840	PACKING, AIR CLEANER COVER ..	1	1	-----	QCT,QXCK
5	17230-ZE3-841	COVER COMP., AIR CLEANER (CYCLONE)	1	1	-----	QCT,QXCK
6	17232-891-000	GROMMET, AIR CLEANER .....	1	1	-----	QCT,QXCK
7	17238-ZE2-310	COLLAR, AIR CLEANER .....	2	2	-----	QCT,QXCK
8	17239-ZE3-840	COLLAR B, AIR CLEANER .....	1	1	-----	QCT,QXCK
9	17410-ZE3-840	ELBOW COMP., AIR CLEANER .....	1	1	-----	QXCK
	17410-ZE3-841	.....	-	1	-----	QCT
10	17470-ZE3-842	CASE COMP., PRE AIR CLEANER ..	1	1	-----	QCT,QXCK
11	17475-ZE3-841	CAP, PRE AIR CLEANER .....	1	1	-----	QCT,QXCK
12	17476-ZE3-841	GUIDE, PRE AIR CLEANER .....	1	1	-----	QCT,QXCK
13	90009-Z1C-000	BOLT-WASHER, 6X22 .....	1	1	-----	QCT,QXCK
14	90142-MB0-000	SCREW, PAN, 5X16.5 .....	5	5	-----	QCT,QXCK
15	90325-044-000	NUT, TOOL BOX SETTING .....	2	2	-----	QCT,QXCK
16	94050-06000	NUT, FLANGE, 6MM .....	2	2	-----	QCT,QXCK



# E-15-5

# AIR CLEANER(6)

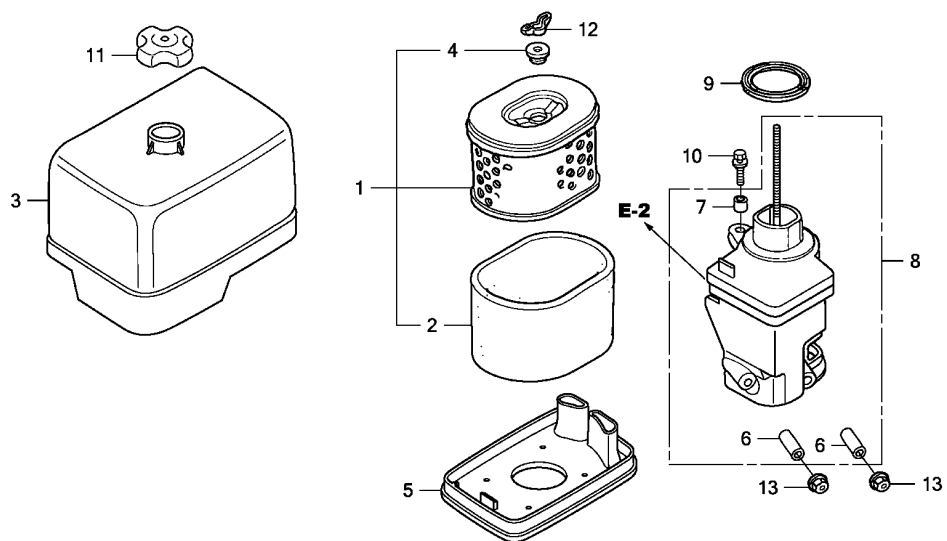


Ref. No.	L.O.N.	(Relative ref. Number) Description	F.R.T.
1	3121B8	ELEMENT, AIR CLEANER ..... .INCLUDES: Air cleaner element -inspection	0.1
2	3121C1	FILTER, OUTER ..... .INCLUDES: Outer filter-inspection	0.1
5	3121D6	NOSE, SILENCER .....	0.1
8	3121B4	ELBOW, AIR CLEANER .....	0.1
9	3121E1	PACKING, ELBOW .....	0.1

Ref. No.	Part No.	Description	Reqd. QTY		Serial No.	Parts catalogue code
			GX 270 T	GX 270 T2		
1	17210-ZE2-822	ELEMENT, AIR CLEANER(DUAL) ..	-	1	-----	ES1,LH,LH2,LJG,PX,QD,QH,QHB2,QHB5,QHP1,QHT,QHT1,QHTN,QMH,QN,QX,QXE9 QXK,SD,SH,SHB2,SHKR,SJG,SX,VSP,VX,VXE8,VXK
	17210-Z5K-W00	ELEMENT COMP., AIR CLEANER ..	-	1	-----	SZAX
2	17218-ZE2-821	FILTER, OUTER .....	-	1	-----	ES1,LH,LH2,LJG,PX,QD,QH,QHB2,QHB5,QHP1,QHT,QHT1,QHTN,QMH,QN,QX,QXE9 QXK,SD,SH,SHB2,SHKR,SJG,SX,SZAX,VSP,VX,VXE8,VXK
3	17231-Z5K-000	COVER, AIR CLEANER CASE .....	-	1	-----	ES1,LH,LH2,LJG,PX,QD,QH,QHB2,QHB5,QHP1,QHT,QHT1,QHTN,QMH,QN,QX,QXE9 QXK,SD,SH,SHB2,SHKR,SJG,SX,SZAX,VSP,VX,VXE8,VXK
4	17232-891-000	GROMMET, AIR CLEANER .....	-	1	-----	ES1,LH,LH2,LJG,PX,QD,QH,QHB2,QHB5,QHP1,QHT,QHT1,QHTN,QMH,QN,QX,QXE9 QXK,SD,SH,SHB2,SHKR,SJG,SX,SZAX,VSP,VX,VXE8,VXK
5	17235-Z5K-000	NOSE, SILENCER .....	-	1	-----	ES1,LH,LH2,LJG,PX,QD,QH,QHB2,QHB5,QHP1,QHT,QHT1,QHTN,QMH,QN,QX,QXE9 QXK,SD,SH,SHB2,SHKR,SJG,SX,SZAX,VSP,VX,VXE8,VXK
6	17238-ZE2-310	COLLAR, AIR CLEANER .....	-	2	-----	ES1,LH,LH2,LJG,PX,QD,QH,QHB2,QHB5,QHP1,QHT,QHT1,QHTN,QMH,QN,QX,QXE9 QXK,SD,SH,SHB2,SHKR,SJG,SX,SZAX,VSP,VX,VXE8,VXK
7	17239-ZE1-000	COLLAR B, AIR CLEANER .....	-	1	-----	ES1,LH,LH2,LJG,PX,QD,QH,QHB2,QHB5,QHP1,QHT,QHT1,QHTN,QMH,QN,QX,QXE9 QXK,SD,SH,SHB2,SHKR,SJG,SX,SZAX,VSP,VX,VXE8,VXK
8	17410-Z5K-010	ELBOW COMP., AIR CLEANER .....	-	1	-----	ES1,LJG,SJG
	17410-Z5K-000	.....	-	1	-----	LH,LH2,PX,QD,QH,QHB5,QHP1,QMH,QN,QX,QXE9,QXK,SD,SH,SX,VSP,VX,VXE8,VXK
	17410-Z5K-020	.....	-	1	-----	QHB2,QHT,QHT1,QHTN,SHB2,SHKR
	17410-Z5K-W00	.....	-	1	-----	SZAX
9	17417-Z5T-000	PACKING, AIR CLEANER CASE .....	-	1	-----	ES1,LH,LH2,LJG,PX,QD,QH,QHB2,QHB5,QHP1,QHT,QHT1,QHTN,QMH,QN,QX,QXE9 QXK,SD,SH,SHB2,SHKR,SJG,SX,SZAX,VSP,VX,VXE8,VXK
10	90009-Z1C-000	BOLT-WASHER, 6X22 .....	-	1	-----	ES1,LH,LH2,LJG,PX,QD,QH,QHB2,QHB5,QHP1,QHT,QHT1,QHTN,QMH,QN,QX,QXE9 QXK,SD,SH,SHB2,SHKR,SJG,SX,VSP,VX,VXE8,VXK
	90009-Z5T-W00	BOLT-WASHER, 6X18 .....	-	1	-----	SZAX
11	90202-Z2E-000	NUT, AIR CLEANER COVER .....	-	1	-----	ES1,LH,LH2,LJG,PX,QD,QH,QHB2,QHB5,QHP1,QHT,QHT1,QHTN,QMH,QN,QX,QXE9 QXK,SD,SH,SHB2,SHKR,SJG,SX,SZAX,VSP,VX,VXE8,VXK

# E-15-5

# AIR CLEANER(6)



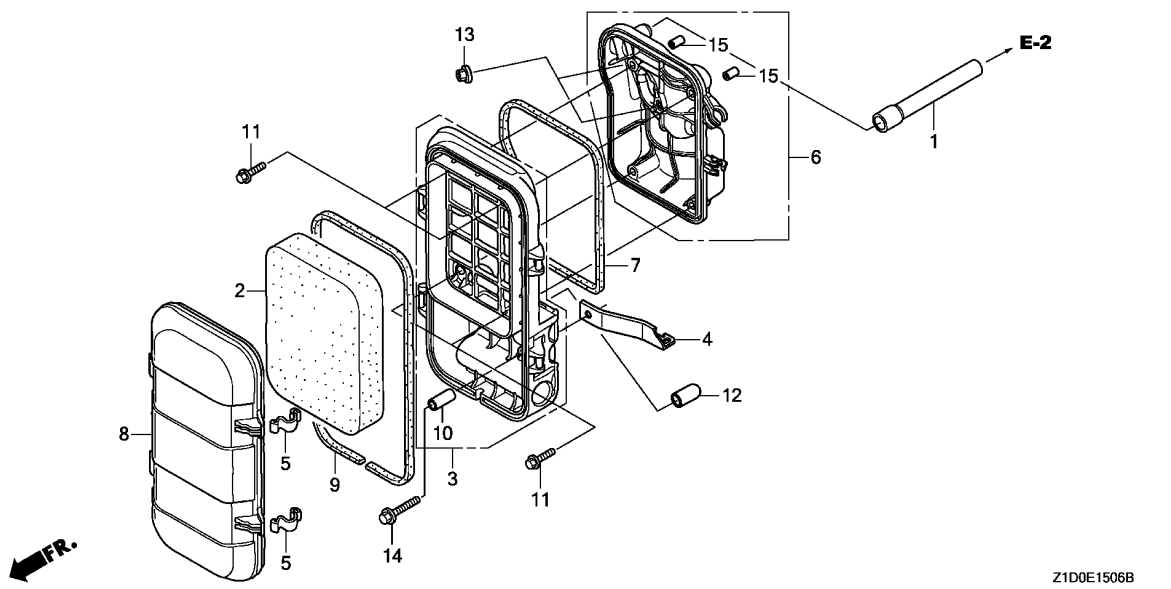
Z1D0E1505

Ref. No.	Part No.	Description	Reqd. QTY		Serial No.	Parts catalogue code
			GX 270 T	GX 270 T2		
12	90325-044-000	NUT, TOOL BOX SETTING .....	-	1	-----	ES1,LH,LH2,LJG,PX,QD,QH,QHB2,QHB5,QHP1,QHT,QHT1,QHTN,QMH,QN,QX,QXE9 QXK,SD,SH,SHB2,SHKR,SJG,SX,SZAX,VSP,VX,VXE8,VXK
13	94050-06000	NUT, FLANGE, 6MM .....	-	2	-----	ES1,LH,LH2,LJG,PX,QD,QH,QHB2,QHB5,QHP1,QHT,QHT1,QHTN,QMH,QN,QX,QXE9 QXK,SD,SH,SHB2,SHKR,SJG,SX,SZAX,VSP,VX,VXE8,VXK



E-15-6

AIR CLEANER(7)



Ref. No.	L.O.N.	(Relative ref. Number) Description	F.R.T.
1	3121N4	TUBE, AIR CLEANER BREATHER ...	0.2
2	3121B8	ELEMENT, AIR CLEANER ..... .INCLUDES: Air cleaner element -inspection	0.1
3	3121H1	CASE, AIR CLEANER(A) .....	0.2
6	3121Q0	BASE, AIR CLEANER .....	0.2
7	3121R4	SEAL, AIR CLEANER CASE(A) ....	0.2
9	3121E9	SEAL, AIR CLEANER COVER .....	0.1

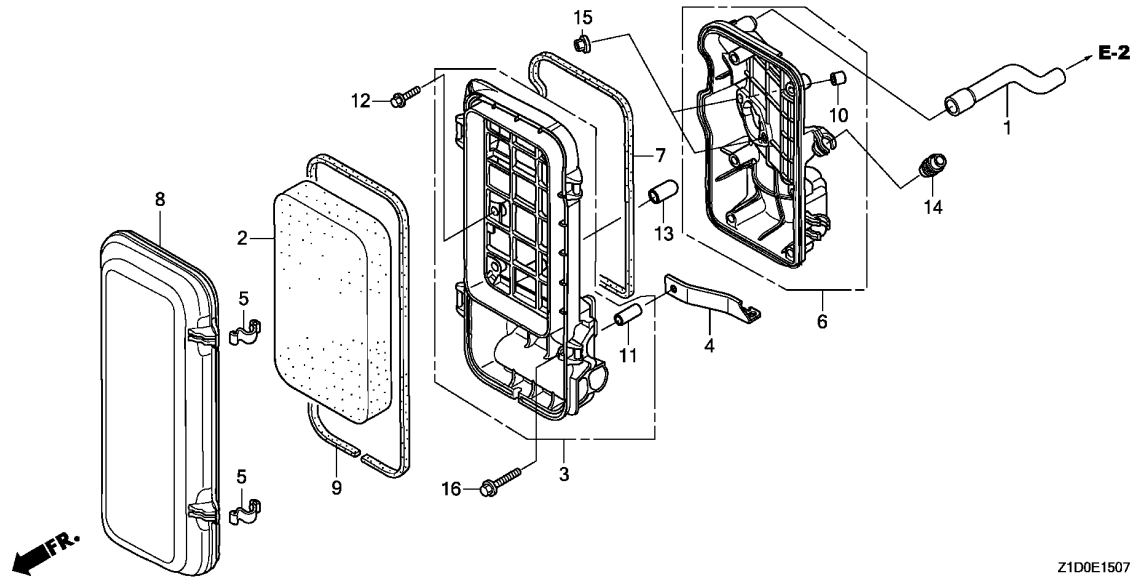
Z1D0E1506B

Ref. No.	Part No.	Description	Reqd. QTY		Serial No.	Parts catalogue code
			GX 270 T	GX 270 T2		
1	15721-Z23-H60	TUBE, BREATHER .....	-	1	-----	VKK,VMT,VPX6,VS3,VS4,VSD4
2	17211-899-000	ELEMENT, AIR CLEANER .....	-	1	-----	VMT,VPX6,VS3,VS4,VSD4
3	17220-Z23-S30	CASE COMP., AIR CLEANER .....	-	1	-----	VPX6,VS3
	17220-Z23-H60	.....	-	1	1012418	VKK,VMT,VS4,VSD4
	17220-Z23-S30	.....	-	1	1021119	VKK,VMT,VS4,VSD4
4	17222-Z21-F60	STAY, AIR CLEANER .....	-	1	1021120	VKK,VMT,VS4,VSD4
5	17223-Z23-000	SPRING, AIR CLEANER CASE LID .....	-	2	-----	VKK,VMT,VPX6,VS3,VS4,VSD4
6	17223-ZBH-000	BASE COMP., AIR CLEANER .....	-	1	-----	VPX6
	17223-Z23-S30	.....	-	1	1012418	VKK,VMT,VS4,VSD4
			-	1	1166847	VS3
	17223-Z23-H60	.....	-	1	1012419	1021119 VKK,VMT,VS4,VSD4
	17223-Z23-S30	.....	-	1	1021120	1166847 VKK,VMT,VS4,VSD4
	17223-ZBH-000	.....	-	1	1166848	VKK,VMT,VS3,VS4,VSD4
7	17229-Z23-H60	SEAL, AIR CLEANER CASE .....	-	1	-----	VKK,VMT,VPX6,VS3,VS4,VSD4
8	17231-ZBH-000	COVER, AIR CLEANER .....	-	1	-----	VPX6,VS3
	17231-Z23-H60	.....	-	1	1012418	VKK,VMT,VS4,VSD4
	17231-ZBH-000	.....	-	1	1012419	VKK,VMT,VS4,VSD4
9	17233-Z23-H60	SEAL, AIR CLEANER COVER .....	-	1	-----	VKK,VMT,VPX6,VS3,VS4,VSD4
10	17238-ZE7-710	COLLAR, AIR CLEANER .....	-	1	-----	VKK,VMT,VPX6,VS3,VS4,VSD4
11	90005-ZM3-000	BOLT, FLANGE, 5X18 .....	-	4	-----	VKK,VMT,VPX6,VS3,VS4,VSD4
12	90802-Z6L-000	CAP, SEALING .....	-	1	-----	VKK,VMT,VPX6,VS3,VS4,VSD4
13	94050-06000	NUT, FLANGE, 6MM .....	-	2	-----	VKK,VMT,VPX6,VS3,VS4,VSD4
14	95701-06032-08	BOLT, FLANGE, 6X32 .....	-	1	-----	VKK,VMT,VPX6,VS3,VS4,VSD4
15	17238-ZG9-M00	COLLAR, AIR CLEANER .....	-	2	-----	VKK,VMT,VPX6,VS3,VS4,VSD4

2

# E-15-7

# AIR CLEANER(8)

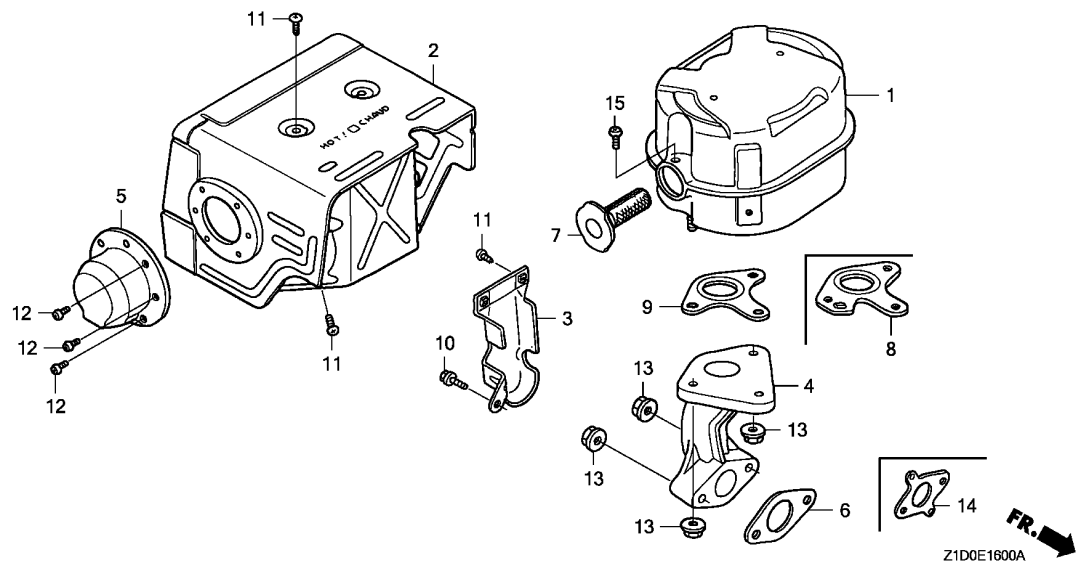


Ref. No.	L.O.N.	(Relative ref. Number) Description	F.R.T.
1	3121N4	TUBE, AIR CLEANER BREATHER ...	0.2
2	3121B8	ELEMENT, AIR CLEANER ..... .INCLUDES: Air cleaner element -inspection	0.1
3	3121H1	CASE, AIR CLEANER(A) .....	0.2
6	3121Q0	BASE, AIR CLEANER .....	0.2
7	3121R4	SEAL, AIR CLEANER CASE(A) ....	0.2
9	3121E9	SEAL, AIR CLEANER COVER .....	0.1

Ref. No.	Part No.	Description	Reqd. QTY		Serial No.	Parts catalogue code
			GX 270 T	GX 270 T2		
1	15721-ZBH-W00	TUBE, BREATHER .....	-	1	-----	VZKK
2	17211-ZBH-W00	ELEMENT, AIR CLEANER .....	-	1	-----	VZKK
3	17220-ZBH-W00	CASE COMP., AIR CLEANER .....	-	1	-----	VZKK
4	17222-Z21-F60	STAY, AIR CLEANER .....	-	1	-----	VZKK
5	17223-Z23-000	SPRING, AIR CLEANER CASE LID	-	2	-----	VZKK
6	17223-ZBH-W00	BASE COMP., AIR CLEANER .....	-	1	-----	VZKK
7	17229-ZBH-W00	SEAL, AIR CLEANER CASE .....	-	1	-----	VZKK
8	17231-ZBH-W01	COVER, AIR CLEANER .....	-	1	-----	VZKK
9	17233-ZBH-W00	SEAL, AIR CLEANER COVER .....	-	1	-----	VZKK
10	17238-ZBH-W00	COLLAR, AIR CLEANER .....	-	2	-----	VZKK
11	17238-ZE7-710	COLLAR, AIR CLEANER .....	-	1	-----	VZKK
12	90005-ZM3-000	BOLT, FLANGE, 5X18 .....	-	6	-----	VZKK
13	90802-Z6L-000	CAP, SEALING .....	-	1	-----	VZKK
14	90854-ZB3-000	RUBBER, FUEL(9X15X20) .....	-	1	-----	VZKK
15	94050-06000	NUT, FLANGE, 6MM .....	-	2	-----	VZKK
16	95701-06032-08	BOLT, FLANGE, 6X32 .....	-	1	-----	VZKK

# E-16

# MUFFLER(1)

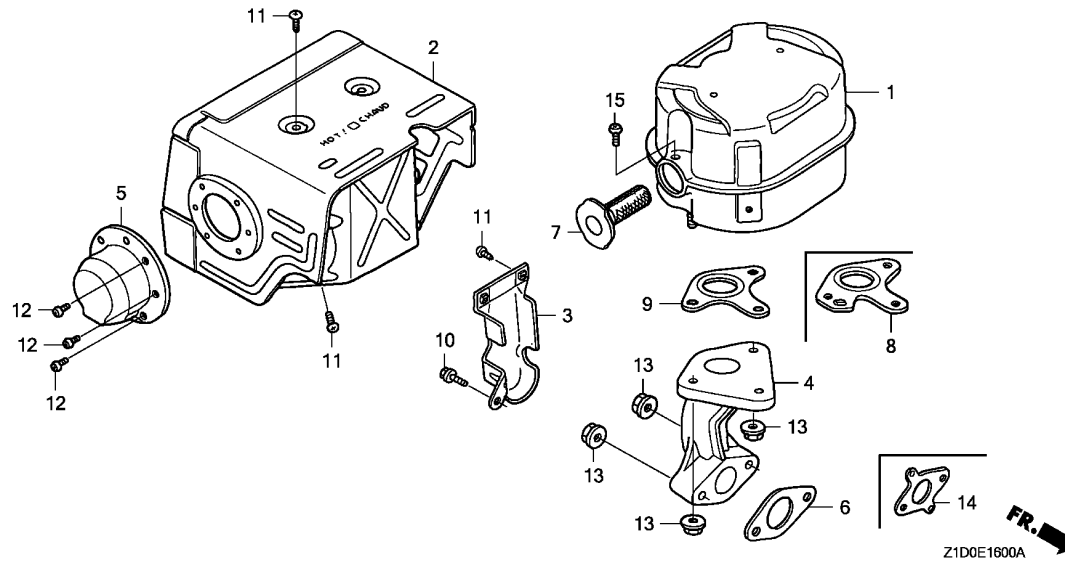


Ref. No.	L.O.N.	(Relative ref. Number) Description	F.R.T.
1	3131C5	MUFFLER, EXHAUST .....	0.2
2	3131D6	PROTECTOR, EXHAUST MUFFLER ...	0.2
4	3131C9	PIPE, EXHAUST .....	0.2
6		(14)	
	3131B5	GASKET, EXHAUST PIPE .....	0.2
7	3131A1	ARRESTER, SPARK .....	0.2
		.INCLUDES: Spark arrester check (8)	
9	3131B4	GASKET, EXHAUST MUFFLER .....	0.2

Ref. No.	Part No.	Description	Reqd. QTY		Serial No.	Parts catalogue code
			GX 270 T	GX 270 T2		
1	18310-ZE2-W00	MUFFLER COMP. ....	1	-	LH,LH2,LHB5,LP,LT,LW,QA26,QAB3,QAG2,QBE1,QD,QH,QHB1,QHB5,QHP1,QMH,QNQP,QT1,QTN,RA3,SD,SH,SH2,SN	
2	18320-ZE2-W01	PROTECTOR COMP., MUFFLER(STD.)	1	-	LH,LH2,LHB5,LP,LT,LW,QA26,QAB3,QAG2,QBE1,QD,QH,QHB1,QHB5,QHP1,QMH,QNQP,QT1,QTN,RA3,SD,SH,SH2,SN	
3	18323-ZE2-W00	PROTECTOR, EX. PIPE .....	1	-	LT,QA26,QAB3,QAG2,RA3	
4	18330-ZE2-W00	PIPE, EX. ....	1	-	LH,LH2,LHB5,LP,LT,LW,QA26,QAB3,QAG2,QBE1,QD,QH,QHB1,QHB5,QHP1,QMH,QNQP,QT1,QTN,RA3,SD,SH,SH2,SN	
5	18331-ZE2-810	CAP, MUFFLER .....	1	-	LP,LT,LW,QA26,QAB3,QMH,QN,QP,QT1,QTN,RA3	
6	18333-Z1C-801	GASKET, EX. PIPE .....	1	-	LH2,QHB1,QN,QTN,RA3,SH2	
	18333-ZE3-800	.....	1	-	QA26,QAG2	
	18333-Z1C-801	.....	1	-	1060424 LH,LHB5,LP,LT,LW,QAB3,QD,QH,QHB5,QHP1,QMH,QP,QT1,SD,SH,SN	
7	18355-ZE2-010	ARRESTER, SPARK .....	1	-	QA26,QAB3	
		.....	(1)	-	QHB1,RA3	
8	18381-ZE2-W10	GASKET, MUFFLER (ARRESTER) (NIPPON LEAKLESS)	1	-	QA26,QAB3	
	18381-Z8S-801	GASKET, MUFFLER (ARRESTER) (THAI LEAKLESS)	1	-	QAB3	
	18381-ZE2-W10	GASKET, MUFFLER (ARRESTER) (NIPPON LEAKLESS)	(1)	-	QHB1,RA3	
9	18381-Z1C-801	GASKET, MUFFLER (THAI LEAKLESS)	1	-	LH2,QBE1,QHB1,QN,QTN,RA3,SH2	
	18381-ZE2-800	GASKET, MUFFLER (NIPPON LEAKLESS)	1	-	QAG2	
	18381-Z1C-801	GASKET, MUFFLER (THAI LEAKLESS)	1	-	1060424 LH,LHB5,LP,LT,LW,QD,QH,QHB5,QHP1,QMH,QP,QT1,SD,SH,SN	
10	90013-883-000	BOLT, FLANGE, 6X12(CT200) ...	1	-	1060425 LH,LHB5,LP,LT,LW,QD,QH,QHB5,QHP1,QMH,QP,QT1,SD,SH,SN	
		.....	1	-	LT,QA26,QAB3,QAG2,RA3	

# E-16

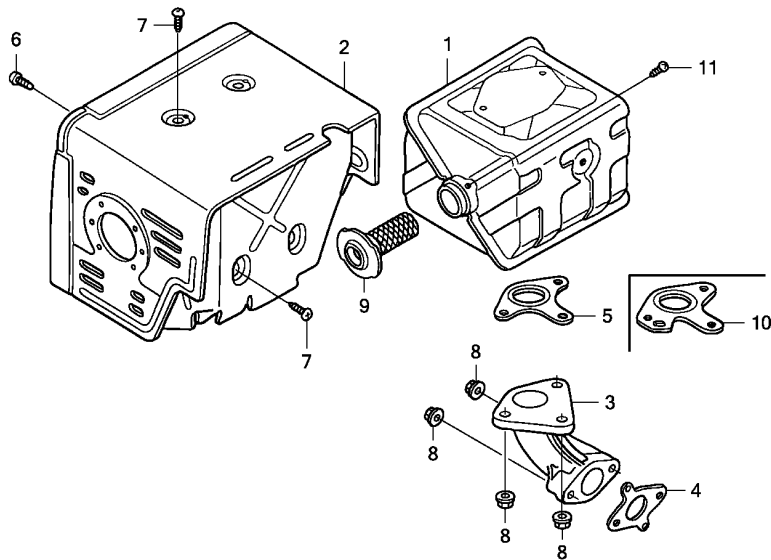
# MUFFLER(1)



Ref. No.	Part No.	Description	Reqd. QTY		Serial No.	Parts catalogue code
			GX 270 T	GX 270 T2		
11	90050-ZE1-000	SCREW, TAPPING, 5X8	4	-	-----	LH,LH2,LHB5,LP,LW,QBE1,QD,QH,QHB1,QHB5,QHP1,QMH,QN,QP,QT1,QTN,SD,SH,SH2,SN
12	90055-ZE1-000	SCREW, TAPPING, 4X6	6	-	-----	LT,QA26,QAB3,QAG2,RA3
13	94050-08000	NUT, FLANGE, 8MM	3	-	-----	LP,LT,LW,QA26,QAB3,QMH,QN,QP,QT1,QTN,RA3
14	18333-ZF6-W01	GASKET, EX. PIPE	5	-	-----	LH,LH2,LHB5,LP,LT,LW,QA26,QAB3,QAG2,QBE1,QD,QH,QHB1,QHB5,QHP1,QMH,QN,QP,QT1,QTN,RA3,SD,SH,SH2,SN
15	90050-ZE1-000	SCREW, TAPPING, 5X8	1	-	-----	QBE1
	90055-ZE1-000	SCREW, TAPPING, 4X6	1	-	-----	QA26,QAB3
	90055-ZE1-000	SCREW, TAPPING, 4X6	(1)	-	-----	QHB1,RA3

# E-16-1

# MUFFLER(2)



Z1D0E1601A



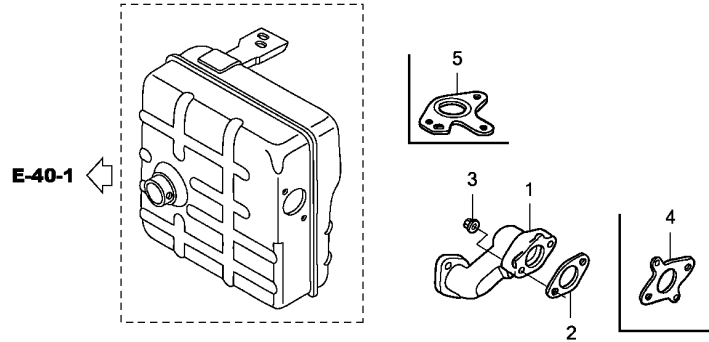
Ref. No.	L.O.N.	(Relative ref. Number) Description	F.R.T.
1	3131C5	MUFFLER, EXHAUST .....	0.2
2	3131D6	PROTECTOR, EXHAUST MUFFLER ...	0.2
3	3131C9	PIPE, EXHAUST .....	0.2
4	3131B5	GASKET, EXHAUST PIPE .....	0.2
5		(10)	
	3131B4	GASKET, EXHAUST MUFFLER .....	0.2
9	3131A1	ARRESTER, SPARK .....	0.2

.INCLUDES: Spark arrester check

Ref. No.	Part No.	Description	Reqd. QTY		Serial No.	Parts catalogue code
			GX 270 T	GX 270 T2		
1	18310-ZE2-W61	MUFFLER COMP.(100DB) .....	1	-	-----	LXE8,LXK,LXU,PX,PXE8,PXU,QSE8,QX,QXCK,QXE8,QXE9,QXK,QXQ4,QXU,SX,SXE SXE8,SXQ4,SXU,VSP,VX,VXE8,VXK,VXT1,VXU,VXU1
2	18320-ZE2-W61	PROTECTOR COMP., MUFFLER ....	1	-	-----	LXE8,LXU,PXE8,PXU,QSE8,QXE8,QXQ4,QXU,SXE8,SXQ4,SXU,VXU1
	18320-ZE2-W62	.....	1	-	-----	QXCK
	18320-ZE2-W61	.....	1	-	1185438	LXK,PX,QX,QXE9,QXK,SX,SXE,VSP,VX,VXE8,VXK,VXT1,VXU
	18320-ZE2-W62	.....	1	-	1185439	LXK,PX,QX,QXE9,QXK,SX,SXE,VSP,VX,VXE8,VXK,VXT1,VXU
3	18330-ZH9-N00	PIPE, EX. ....	1	-	-----	LXE8,LXK,LXU,PX,PXE8,PXU,QSE8,QX,QXCK,QXE8,QXE9,QXK,QXQ4,QXU,SX,SXE SXE8,SXQ4,SXU,VSP,VX,VXE8,VXK,VXT1,VXU,VXU1
4	18333-ZF6-W01	GASKET, EX. PIPE .....	1	-	-----	LXE8,LXK,LXU,PX,PXE8,PXU,QSE8,QX,QXCK,QXE8,QXE9,QXK,QXQ4,QXU,SX,SXE SXE8,SXQ4,SXU,VSP,VX,VXE8,VXK,VXT1,VXU,VXU1
5	18381-ZE2-800	GASKET, MUFFLER (NIPPON LEAKLESS) .....	1	-	-----	LXE8,LXU,PXE8,PXU,QSE8,QXE8,QXQ4,QXU,SXE8,SXQ4,SXU,VXU1
	18381-Z1C-801	GASKET, MUFFLER(THAI LEAKLESS) .....	1	-	-----	QXCK,QXE9,SXE,VSP,VXE8
	18381-ZE2-800	GASKET, MUFFLER (NIPPON LEAKLESS) .....	1	-	1060424	LXK,PX,QX,QXK,SX,VX,VXK,VXT1,VXU
	18381-Z1C-801	GASKET, MUFFLER(THAI LEAKLESS) .....	1	-	1060425	LXK,PX,QX,QXK,SX,VX,VXK,VXT1,VXU
6	90006-ZE2-000	SCREW, TAPPING, 6X10 .....	1	-	-----	LXE8,LXK,LXU,PX,PXE8,PXU,QSE8,QX,QXCK,QXE8,QXE9,QXK,QXQ4,QXU,SX,SXE SXE8,SXQ4,SXU,VSP,VX,VXE8,VXK,VXT1,VXU,VXU1
7	90050-ZE1-000	SCREW, TAPPING, 5X8 .....	4	-	-----	LXE8,LXK,LXU,PX,PXE8,PXU,QSE8,QX,QXCK,QXE8,QXE9,QXK,QXQ4,QXU,SX,SXE SXE8,SXQ4,SXU,VSP,VX,VXE8,VXK,VXT1,VXU,VXU1
8	94050-08000	NUT, FLANGE, 8MM .....	5	-	-----	LXE8,LXK,LXU,PX,PXE8,PXU,QSE8,QX,QXCK,QXE8,QXE9,QXK,QXQ4,QXU,SX,SXE SXE8,SXQ4,SXU,VSP,VX,VXE8,VXK,VXT1,VXU,VXU1
9	18355-ZE2-W00	ARRESTER, SPARK .....	(1)	-	-----	VXE8
10	18381-ZE2-W10	GASKET, MUFFLER(ARRESTER) (NIPPON LEAKLESS) .....	(1)	-	-----	VXE8
11	90055-ZE1-000	SCREW, TAPPING, 4X6 .....	(1)	-	-----	VXE8

# E-16-2

# MUFFLER(3)



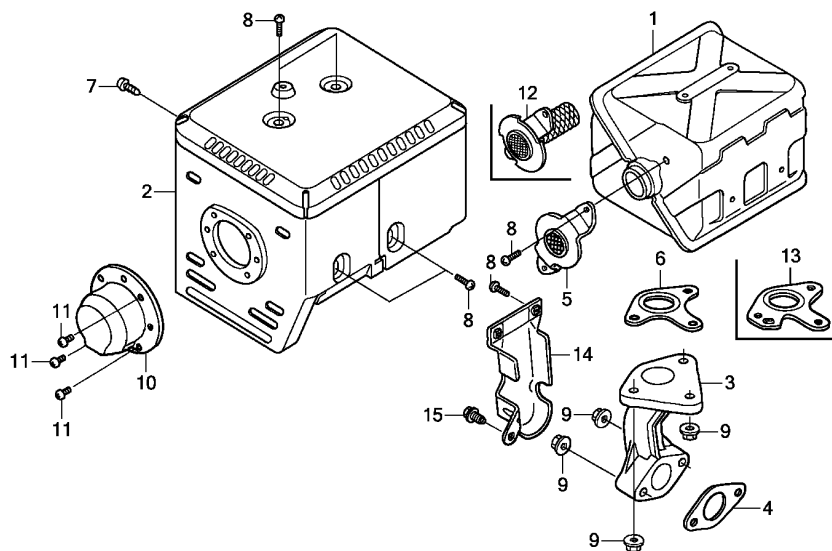
Z1D0E1602B

Ref. No.	L.O.N.	(Relative ref. Number) Description	F.R.T.
1	3131C9	PIPE, EXHAUST (4)	0.2
2	3131B5	GASKET, EXHAUST PIPE	0.2
5	3131B4	GASKET, EXHAUST MUFFLER	0.2

Ref. No.	Part No.	Description	Reqd. QTY		Serial No.	Parts catalogue code	
			GX 270 T	GX 270 T2			
1	18330-ZH9-D40	PIPE, EX. ....	1	1	-----	ES3,ES4,VS3,VS4,VZKK	
	18330-ZE2-700	.....	1	1	-----	VKK,VMT,VPK,VSD3,VSD4	
2	18333-ZE3-800	GASKET, EX. PIPE .....	1	-	1060424	VSD3,VSD4	
	18333-Z1C-801	.....	1	-	1060425	VSD3	
			1	-	1060425	1078293	VSD4
3	94050-08000	NUT, FLANGE, 8MM .....	2	2	-----	ES3,ES4,VKK,VMT,VPK,VS3,VS4,VSD3,VSD4,VZKK	
4	18333-ZF6-W01	GASKET, EX. PIPE .....	1	-	-----	ES3,ES4,VKK,VPK,VS4	
			1	-	1078294	VSD4	
			-	1	-----	VKK,VMT,VS3,VS4,VSD4,VZKK	
5	18381-ZE2-W10	GASKET, MUFFLER (ARRESTER) (NIPPON LEAKLESS)	(1)	-	-----	VPK	

E-16-3

MUFFLER(4)



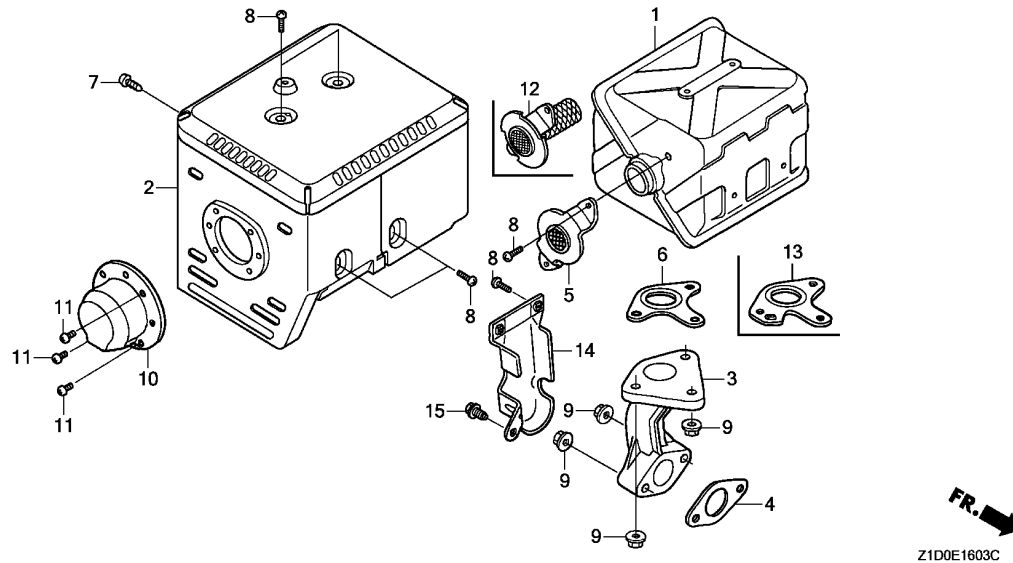
Ref. No.	L.O.N.	(Relative ref. Number) Description	F.R.T.
1	3131C5	MUFFLER, EXHAUST .....	0.2
2	3131D6	PROTECTOR, EXHAUST MUFFLER ...	0.2
3	3131C9	PIPE, EXHAUST .....	0.2
4	3131B5	GASKET, EXHAUST PIPE .....	0.2
5	3131G5	FLANGE, EXHAUST BAFFLE .....	0.2
6	3131B4	(13) GASKET, EXHAUST MUFFLER .....	0.2
12	3131A1	ARRESTER, SPARK .....	0.2
.INCLUDES: Spark arrester check			

FR. →  
Z1D0E1603C

Ref. No.	Part No.	Description	Reqd. QTY		Serial No.	Parts catalogue code
			GX 270 T	GX 270 T2		
1	18310-Z5K-000	MUFFLER COMP. ....	-	1	-----	ES1,LH,LH2,LJG,PX,QBE1,QD,QH,QHB1,QHB5,QHP1,QMH,QN,QP,QTN,QX,QXCK,QXE9,QXK,SD,SH,SJG,SX,VSP,VX,VXE8,VXK
	18310-Z5K-010	.....	-	1	-----	QCT,QHB2,QHT,QHT1,QHTN,SHB2,SHKR,SZAX
2	18320-Z5K-000	PROTECTOR COMP., MUFFLER ....	-	1	-----	ES1,LH,LH2,LJG,PX,QBE1,QCT,QD,QH,QHB1,QHB2,QHB5,QHP1,QHT,QHT1,QHTN,QMH,QN,QP,QTN,QX,QXCK,QXE9,QXK,SD,SH,SHB2,SHKR,SJG,SX,SZAX,VSP,VX,VXE8,VXK
3	18331-Z5T-000	PIPE, EX. ....	-	1	-----	ES1,LH,LH2,LJG,PX,QBE1,QCT,QD,QH,QHB1,QHB2,QHB5,QHP1,QHT,QHT1,QHTN,QMH,QN,QP,QTN,QX,QXCK,QXE9,QXK,SD,SH,SHB2,SHKR,SJG,SX,SZAX,VSP,VX,VXE8,VXK
4	18333-Z1C-801	GASKET, EX. PIPE .....	-	1	-----	ES1,LH,LH2,LJG,PX,QBE1,QCT,QD,QH,QHB1,QHB2,QHB5,QHP1,QHT,QHT1,QHTN,QMH,QN,QP,QTN,QX,QXCK,QXE9,QXK,SD,SH,SHB2,SHKR,SJG,SX,SZAX,VSP,VX,VXE8,VXK
5	18336-ZE3-000	FLANGE COMP., BAFFLE .....	-	1	-----	ES1,LH,LH2,LJG,PX,QBE1,QCT,QD,QH,QHB1,QHB2,QHB5,QHP1,QHT,QHT1,QHTN,QMH,QN,QP,QTN,QX,QXCK,QXE9,QXK,SD,SH,SHB2,SJG,SX,SZAX,VSP,VX,VXE8,VXK
6	18381-Z1C-801	GASKET, MUFFLER (THAI LEAKLESS)	-	1	-----	ES1,LH,LH2,LJG,PX,QBE1,QCT,QD,QH,QHB1,QHB2,QHB5,QHP1,QHT,QHT1,QHTN,QMH,QN,QP,QTN,QX,QXCK,QXE9,QXK,SD,SH,SHB2,SJG,SX,SZAX,VSP,VX,VXE8,VXK
	18381-ZE2-801	GASKET, MUFFLER (NIPPON LEAKLESS)	-	1	-----	ES1,LH,LH2,LJG,PX,QBE1,QCT,QD,QH,QHB1,QHB2,QHB5,QHP1,QHT,QHT1,QHTN,QMH,QN,QP,QTN,QX,QXCK,QXE9,QXK,SD,SH,SHB2,SJG,SX,SZAX,VSP,VX,VXE8,VXK
7	90006-ZE2-000	SCREW, TAPPING, 6X10 .....	-	1	-----	ES1,LH,LH2,LJG,PX,QBE1,QCT,QD,QH,QHB1,QHB2,QHB5,QHP1,QHT,QHT1,QHTN,QMH,QN,QP,QTN,QX,QXCK,QXE9,QXK,SD,SH,SHB2,SHKR,SJG,SX,SZAX,VSP,VX,VXE8,VXK
8	90050-ZE1-000	SCREW, TAPPING, 5X8 .....	-	6	-----	ES1,LH,LH2,PX,QBE1,QCT,QD,QH,QHB1,QHB2,QHB5,QHP1,QHT,QHT1,QHTN,QMH,QN,QP,QTN,QX,QXCK,QXE9,QXK,SD,SH,SHB2,SHKR,SX,VSP,VX,VXE8,VXK
			-	8	-----	LJG,SJG,SZAX
9	94050-08000	NUT, FLANGE, 8MM .....	-	5	-----	ES1,LH,LH2,LJG,PX,QBE1,QCT,QD,QH,QHB1,QHB2,QHB5,QHP1,QHT,QHT1,QHTN,QMH,QN,QP,QTN,QX,QXCK,QXE9,QXK,SD,SH,SHB2,SHKR,SJG,SX,SZAX,VSP,VX,VXE8,VXK

# E-16-3

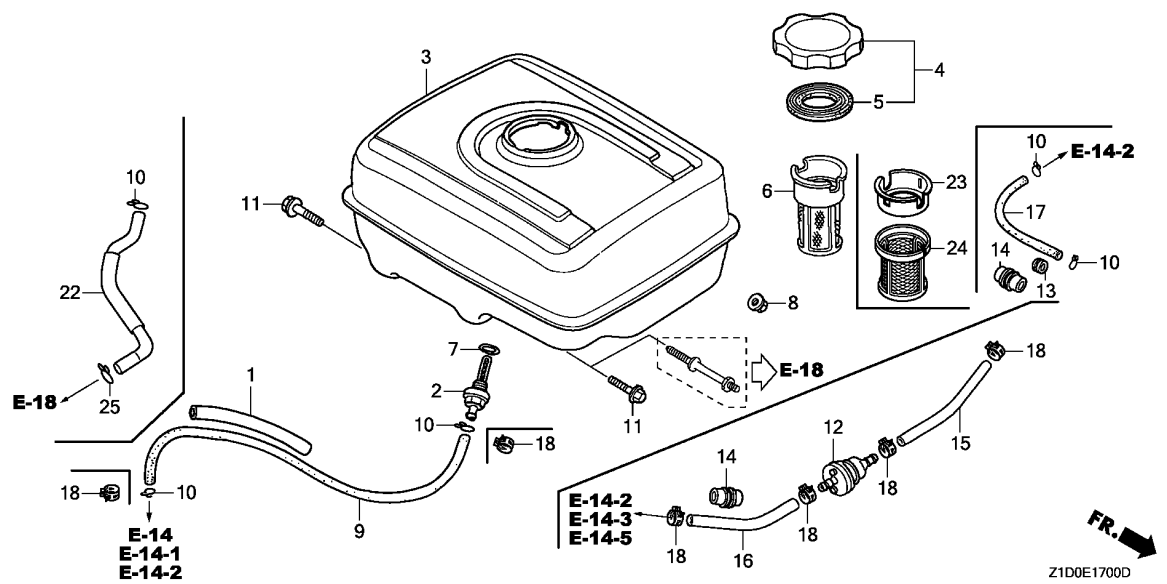
# MUFFLER(4)



Ref. No.	Part No.	Description	Reqd. QTY		Serial No.	Parts catalogue code
			GX 270 T	GX 270 T2		
10	18331-ZE3-811	CAP, MUFFLER .....	-	1	-----	QCT,QHT,QHT1,QHTN,QMH,QN,QP,QTN,SHKR,SZAX
11	90055-ZE1-000	SCREW, TAPPING, 4X6 .....	-	3	-----	QCT,QHT,QHT1,QHTN,QMH,QN,QP,QTN,SHKR,SZAX
12	18350-Z5T-800	ARRESTER COMP., SPARK .....	-	(1)	-----	QHB1,QHB2,SHB2,SZAX,VPX6,VXE8
13	18381-ZE2-W10	GASKET, MUFFLER(ARRESTER) (NIPPON LEAKLESS)	-	(1)	-----	QHB1,QHB2,SHB2,SZAX,VPX6,VXE8
	18381-Z8S-801	GASKET, MUFFLER(ARRESTER) (THAI LEAKLESS)	-	1	-----	SHKR
	18381-ZE2-W10	GASKET, MUFFLER(ARRESTER) (NIPPON LEAKLESS)	-	1	-----	SHKR
14	18323-ZE2-W00	PROTECTOR, EX. PIPE .....	-	1	-----	LJG,SJG,SZAX
15	90013-883-000	BOLT, FLANGE, 6X12(CT200) ...	-	1	-----	LJG,SJG,SZAX

# E-17

# FUEL TANK(1)



Ref. No.	L.O.N.	(Relative ref. Number) Description	F.R.T.
2	3101H6	(7) JOINT, FUEL STRAINER .....	0.2
3	3101H7	TANK, FUEL .....	0.2
4	3101M7	(5) CAP, FUEL FILLER .....	0.1
6	3101A6	(23,24) FILTER, FUEL .....	0.1
9	3101F1	(22) TUBE, FUEL TANK .....	0.2
12	3101H8	STRAINER, FUEL .....	0.1
15	3101F6	TUBE, FUEL .....	0.1
16	3101G0	TUBE, FUEL STRAINER .....	0.1

2

Ref. No.	Part No.	Description	Reqd. QTY		Serial No.	Parts catalogue code
			GX 270 T	GX 270 T2		
1	16854-ZH8-000	RUBBER, SUPPORTER(107MM) .....	1	1	-----	ES1, LH, LH2, LHB5, LP, LT, LW, LXE8, LXX, LXU, PX, PXE8, PXU, QA26, QAB3, QAG2, QBE1, QCT, QD, QH, QHB1, QHB5, QHP1, QHT, QHT1, QHTN, QMH, QN, QP, QSE8, QT1, QTD, QTN, QX, QXCK, QXE8, QXE9, QXK, QXQ4, QXU, RA3, SD, SH, SH2, SHKR, SN, SX, SXE, SXE8, SXQ4, SXU, VSD3, VSD4, VSP, VX, VXE8, VXX, VXU, VXU1
2	16955-ZE1-000	JOINT, FUEL TANK .....	1	-	-----	LXE8, LXU, PXE8, PXU, QA26, QAG2, QSE8, QXE8, QXQ4, QXU, SXE8, SXQ4, SXU, VXU1
	16955-ZE1-010	.....	1	-	1194371	LH, LH2, LHB5, LP, LT, LW, LXX, PX, QAB3, QBE1, QD, QH, QHB1, QHB5, QHP1, QMH, QN, QP, QT1, QTD, QTN, QX, QXCK, QXE9, QXK, RA3, SD, SH, SH2, SN, SX, SXE, VSP, VX, VXE8, VXX, VXU
3	17510-ZE2-020ZA	TANK COMP., FUEL .....	1	-	-----	ES1, LH, LH2, PX, QBE1, QCT, QD, QH, QHB1, QHB2, QHB5, QHP1, QHT, QHT1, QHTN, QMH, QN, QP, QTD, QTN, QX, QXCK, QXE9, QXK, SD, SH, SHB2, SHKR, SX, VSP, VX, VXE8, VXX
	*NH31*.....MCKINLEY WHITE	.....	1	-	-----	LH, LH2, LHB5, LP, LT, LW, LXE8, LXX, LXU, PX, PXE8, PXU, QA26, QAB3, QAG2, QBE1, QD, QH, QHB1, QHB5, QHP1, QMH, QN, QP, QSE8, QT1, QTD, QTN, QX, QXCK, QXE8, QXK, QXQ4, QXU, SD, SH, SH2, SN, SX, SXE8, SXQ4, SXU, VSP, VX, VXX, VXU, VXU1
	17510-ZE2-801ZC	*NH31*.....MCKINLEY WHITE	1	-	-----	QXE9, RA3, SXE, VXE8
	17510-ZE2-801ZA	*NH1*.....BLACK	1	-	-----	RA3, VXE8
	17510-Z5K-000ZB	*NH31*.....MCKINLEY WHITE	-	1	-----	ES1, LH, LH2, PX, QCT, QD, QH, QHB2, QHB5, QHP1, QHT, QHT1, QHTN, QMH, QN, QX, QXE9, QXK, SD, SH, SHB2, SHKR, SX, VSP, VX, VXE8, VXX
	17510-Z5K-000ZA	*NH1*.....BLACK	-	1	-----	ES1, VXE8
	17510-Z5K-000ZB	*NH31*.....MCKINLEY WHITE	-	1	1059579	QBE1, QHB1, QP, QTD, QTN, QXCK
4	17620-Z0T-813	CAP COMP., FUEL FILLER .....	1	-	-----	LH, LH2, LHB5, LP, LT, LW, LXE8, LXX, LXU, PX, PXE8, PXU, QA26, QAB3, QAG2, QBE1, QD, QH, QHB1, QHB5, QHP1, QMH, QN, QP, QSE8, QT1, QTD, QTN, QX, QXCK, QXE8, QXK, QXQ4, QXU, SD, SH, SH2, SN, SX, SXE8, SXQ4, SXU, VSP, VX, VXX, VXU, VXU1
	(CHROME PLATED)(RADICON)	.....	1	-	-----	
	17620-Z1T-800	CAP COMP., FUEL FILLER .....	1	-	-----	QXCK
	(CHROME PLATED)(TOYOSHA)	.....	1	-	-----	

# E-17

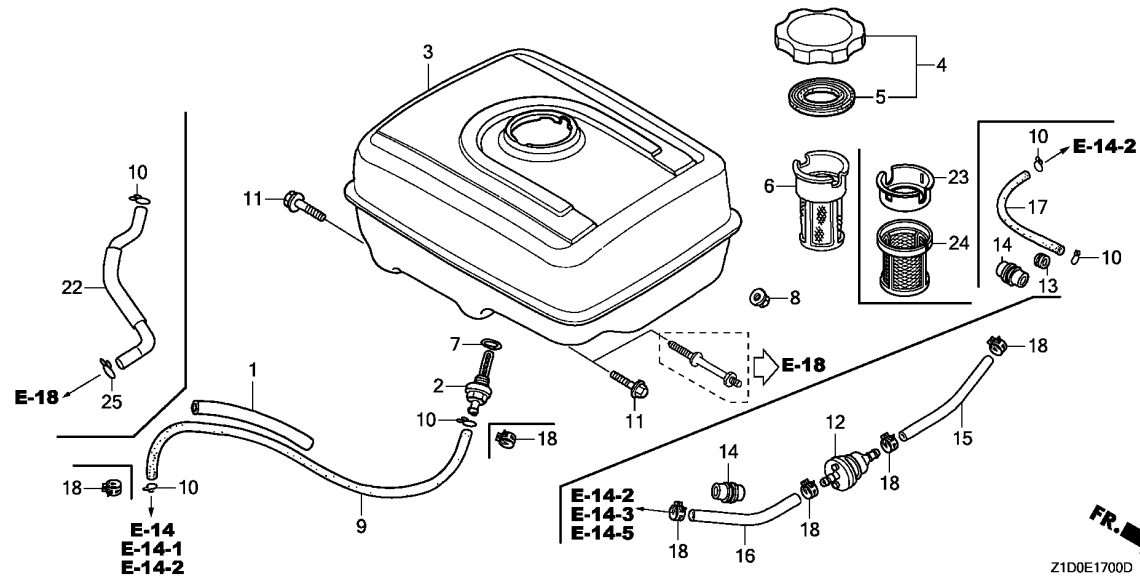
# FUEL TANK(1)

Ref. No.	Part No.	Description	Reqd. QTY		Serial No.	Parts catalogue code
			GX 270 T	GX 270 T2		
(4)	17620-Z0T-305	CAP COMP., FUEL FILLER (CHROME PLATED) (TOYOSHA)	1	-	-----	QXE9, RA3, SXE, VXE8
	17620-Z1T-800	.....	1	-	1176432	LH, LH2, LHB5, LP, LT, LW, LXX, PX, QAB3, QBE1, QD, QH, QHB1, QHB5, QHP1, QMH, QN, QP, QT1, QTD, QTN, QX, QXE9, QXK, RA3, SD, SH, SH2, SN, SX, SXE, VSP, VX, VXE8, VXX, VXU
	17620-Z0T-305	.....	-	1	-----	ES1
	17620-Z0T-813	CAP COMP., FUEL FILLER (CHROME PLATED) (RADICON)	-	1	-----	LH, LH2, PX, QBE1, QCT, QD, QH, QHB1, QHB2, QHB5, QHP1, QHT, QHT1, QHTN, QMH, QN, QP, QTD, QTN, QX, QXCK, QXE9, QXK, SD, SH, SHB2, SHKR, SX, VSP, VX, VXE8, VXX
	17620-Z1T-800	CAP COMP., FUEL FILLER (CHROME PLATED) (TOYOSHA)	-	1	-----	LH, LH2, PX, QBE1, QCT, QD, QH, QHB1, QHB2, QHB5, QHP1, QHT, QHT1, QHTN, QMH, QN, QP, QTD, QTN, QX, QXCK, QXE9, QXK, SD, SH, SHB2, SHKR, SX, VSP, VX, VXE8, VXX
5	17631-Z0T-801	PACKING, FUEL FILLER CAP (39X62X3) (RADICON)	1	-	-----	LH, LH2, LHB5, LP, LT, LW, LXE8, LXX, LXU, PX, PXE8, PXU, QA26, QAB3, QAG2, QBE1, QD, QH, QHB1, QHB5, QHP1, QMH, QN, QP, QSE8, QT1, QTD, QTN, QX, QXCK, QXE8, QXK, QXQ4, QXU, SD, SH, SH2, SN, SX, SXE8, SXQ4, SXU, VSP, VX, VXX, VXU, VXU1
	17631-Z1T-800	PACKING, FUEL FILLER CAP (39X62X3) (TOYOSHA)	1	-	-----	QXCK
	17631-Z0T-812	.....	1	-	-----	QXE9, RA3, SXE, VXE8
	17631-Z1T-800	.....	1	-	1176432	LH, LH2, LHB5, LP, LT, LW, LXX, PX, QAB3, QBE1, QD, QH, QHB1, QHB5, QHP1, QMH, QN, QP, QT1, QTD, QTN, QX, QXE9, QXK, RA3, SD, SH, SH2, SN, SX, SXE, VSP, VX, VXE8, VXX, VXU
	17631-Z0T-812	.....	-	1	-----	ES1
	17631-Z0T-801	PACKING, FUEL FILLER CAP (39X62X3) (RADICON)	-	1	-----	LH, LH2, PX, QBE1, QCT, QD, QH, QHB1, QHB2, QHB5, QHP1, QHT, QHT1, QHTN, QMH, QN, QP, QTD, QTN, QX, QXCK, QXE9, QXK, SD, SH, SHB2, SHKR, SX, VSP, VX, VXE8, VXX
	17631-Z1T-800	PACKING, FUEL FILLER CAP (39X62X3) (TOYOSHA)	-	1	-----	LH, LH2, PX, QBE1, QCT, QD, QH, QHB1, QHB2, QHB5, QHP1, QHT, QHT1, QHTN, QMH, QN, QP, QTD, QTN, QX, QXCK, QXE9, QXK, SD, SH, SHB2, SHKR, SX, VSP, VX, VXE8, VXX
6	17672-ZE2-W01	FILTER, FUEL .....	1	1	-----	ES1, LP, LT, LW, QA26, QAB3, QAG2, QCT, QHT, QHT1, QHTN, QN, QP, QT1, QTD, QTN, RA3, SHKR
7	91353-671-004	O-RING, 14MM(NOK) .....	1	1	-----	ES1, LH, LH2, LHB5, LP, LT, LW, LXE8, LXX, LXU, PX, PXE8, PXU, QA26, QAB3, QAG2, QBE1, QCT, QD, QH, QHB1, QHB2, QHB5, QHP1, QHT, QHT1, QHTN, QMH, QN, QP, QSE8, QT1, QTD, QTN, QX, QXCK, QXE8, QXE9, QXK, QXQ4, QXU, RA3, SD, SH, SH2, SHB2, SHKR, SN, SX, SXE, SXE8, SXQ4, SXU, VSP, VX, VXE8, VXX, VXU, VXU1
8	94050-08000	NUT, FLANGE, 8MM .....	2	-	-----	LH, LH2, LHB5, LP, LT, LW, LXE8, LXX, LXU, PX, PXE8, PXU, QA26, QAB3, QAG2, QBE1, QD, QH, QHB1, QHB5, QHP1, QMH, QN, QP, QSE8, QT1, QTD, QTN, QX, QXCK, QXE8, QXE9, QXK, QXQ4, QXU, RA3, SD, SH, SH2, SN, SX, SXE, SXE8, SXQ4, SXU, VSP, VX, VXE8, VXX, VXU, VXU1
			-	2	-----	ES1, LH, LH2, PX, QCT, QD, QH, QHB2, QHB5, QHP1, QHT, QHT1, QHTN, QMH, QN, QX, QXE9, QXK, SD, SH, SHB2, SHKR, SX, VSP, VX, VXE8, VXX
			-	2	1059579	QBE1, QHB1, QP, QTD, QTN, QXCK
9	95001-45430-40	TUBE, FUEL, 4.5X430 (95001-45001-60M)	1	1	-----	VSD3, VSD4
	95001-45222-40	TUBE, FUEL, 4.5X222 (95001-45001-60M)	1	-	-----	LH, LH2, LHB5, LP, LT, LW, LXE8, LXX, LXU, PX, PXE8, PXU, QA26, QAB3, QAG2, QD, QH, QHB5, QHP1, QMH, QN, QP, QSE8, QT1, QTD, QTN, QX, QXCK, QXE8, QXE9, QXK, QXQ4, QXU, SD, SH, SH2, SN, SX, SXE, SXE8, SXQ4, SXU, VSP, VX, VXX, VXU, VXU1
	91424-Z5F-802	TUBE, FUEL, 4.5X222(FKM) ....	1	-	-----	QBE1, QHB1, RA3, VXE8
	95001-45210-40	TUBE, FUEL, 4.5X210 (95001-45001-60M)	-	1	-----	ES1, LH, LH2, PX, QCT, QD, QH, QHB5, QHP1, QHT, QHT1, QHTN, QMH, QN, QP, QTD, QTN, QX, QXCK, QXE9, QXK, SD, SH, SX, VSP, VX, VXX
	91424-Z5K-003	TUBE, FUEL, 4.5X210(FKM) ....	-	1	-----	QBE1, QHB1, SHKR, VXE8



# E-17

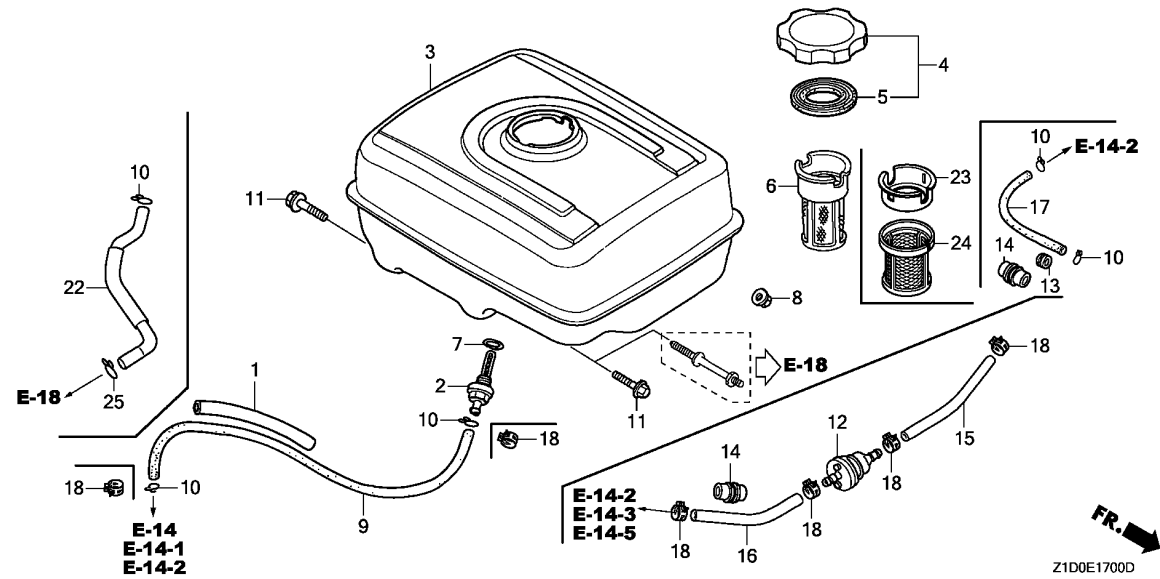
# FUEL TANK(1)



Ref. No.	Part No.	Description	Reqd. QTY		Serial No.	Parts catalogue code
			GX 270 T	GX 270 T2		
10	95002-02080	CLIP, TUBE(B8) .....	2	-	-----	ES3,ES4,LH,LH2,LHB5,LP,LT,LW,LXE8,LXK,LXU,PX,PXE8,PXU,QA26,QAB3,QAG2,QD,QH,QHB5,QHP1,QMH,QN,QP,QSE8,QT1,QTD,QTN,QX,QXCK,QXE8,QXE9,QXK,QXQ4,QXU,SD,SH,SH2,SN,SX,SXE,SXE8,SXQ4,SXU,VS4,VSD3,VSD4,VSP,VX,VXK,VXU,VXU1
			-	2	-----	ES1,LH,LH2,PX,QCT,QD,QH,QHB5,QHP1,QHT,QHT1,QHTN,QMH,QN,QP,QTD,QTN,QX,QXCK,QXE9,QXK,SD,SH,SX,VMT,VS3,VS4,VSD4,VSP,VX,VXK
			-	1	-----	QHB2,SHB2
11	95701-08025-00	BOLT, FLANGE, 8X25 .....	2	-	-----	LH,LH2,LHB5,LP,LT,LW,LXE8,LXK,LXU,PX,PXE8,PXU,QA26,QAB3,QAG2,QBE1,QD,QH,QHB1,QHB5,QHP1,QMH,QN,QP,QSE8,QT1,QTD,QTN,QX,QXCK,QXE8,QXE9,QXK,QXQ4,QXU,RA3,SD,SH,SH2,SN,SX,SXE,SXE8,SXQ4,SXU,VSP,VX,VXE8,VXK,VXU,VXU1
			-	2	-----	ES1,LH,LH2,PX,QBE1,QCT,QD,QH,QHB1,QHB5,QHP1,QHT,QHT1,QHTN,QMH,QN,QP,QTD,QTN,QX,QXCK,QXE9,QXK,SD,SH,SHKR,SX,VSP,VX,VXE8,VXK
			-	1	-----	QHB2,SHB2
12	16910-GB2-005	STRAINER COMP., FUEL .....	1	1	-----	VKK,VPK,VPX6,VZKK
13	90854-ZB2-000	RUBBER, FUEL(9X15X10) .....	1	1	-----	ES3,ES4,VMT,VS4
14	90854-ZB3-000	RUBBER, FUEL(9X15X20) .....	1	1	-----	VKK,VPK,VPX6,VS3
15	91424-Z4J-802	TUBE, FUEL, 4.5X150(FKM) ....	1	1	-----	VKK,VPK,VZKK
16	91424-Z5J-802	TUBE, FUEL, 4.5X120(FKM) ....	1	1	-----	VKK,VPK,VZKK
	91424-ZBC-811	TUBE, FUEL, 4.2X120(FKM) ....	-	1	-----	VPX6
17	95001-45150-40	TUBE, FUEL, 4.5X150 (95001-45001-60M)	1	1	-----	ES3,ES4,VS3,VS4
	95001-45250-40	TUBE, FUEL, 4.5X250 (95001-45001-60M)	-	1	-----	VMT

# E-17

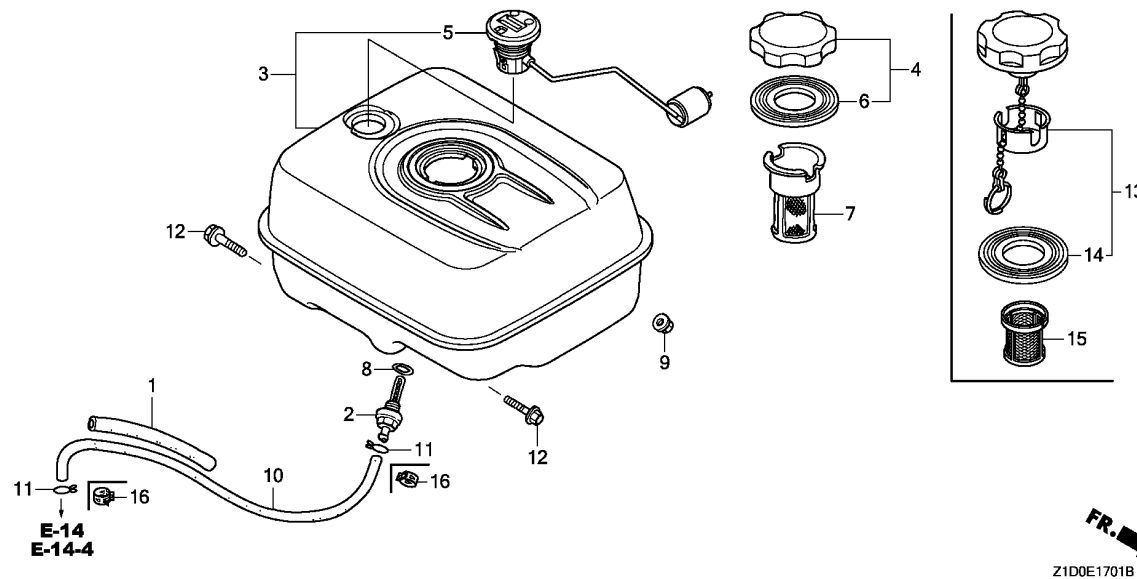
# FUEL TANK(1)



Ref. No.	Part No.	Description	Reqd. QTY		Serial No.	Parts catalogue code
			GX 270 T	GX 270 T2		
18	95002-40800-08	CLAMP, TUBE(D8)	2	-	-----	QBE1,QHB1,RA3,VXE8
			4	-	-----	VKK,VPK
			-	2	-----	QBE1,QHB1,SHKR,VPX6,VXE8
			-	4	-----	VKK,VZKK
22	16852-Z1D-R60	TUBE, FUEL TANK	-	1	-----	QHB2,SHB2
23	17636-Z4H-010	GAUGE, FUEL LEVEL	-	1	-----	QHB2,SHB2
24	17670-Z1C-R60	FILTER COMP., FUEL	-	1	-----	QHB2,SHB2
25	95002-02100	CLIP, TUBE(B10)	-	1	-----	QHB2,SHB2

# E-17-1

# FUEL TANK(2)



Ref. No.	L.O.N.	(Relative ref. Number) Description	F.R.T.
2	(8)		
3101H6		JOINT, FUEL STRAINER .....	0.2
3101H7		TANK, FUEL .....	0.2
4	(6,13,14)		
3101M7		CAP, FUEL FILLER .....	0.1
6171A1		METER/GAUGE UNIT, FUEL .....	0.1
7	(15)		
3101A6		FILTER, FUEL .....	0.1
3101F1		TUBE, FUEL TANK .....	0.2

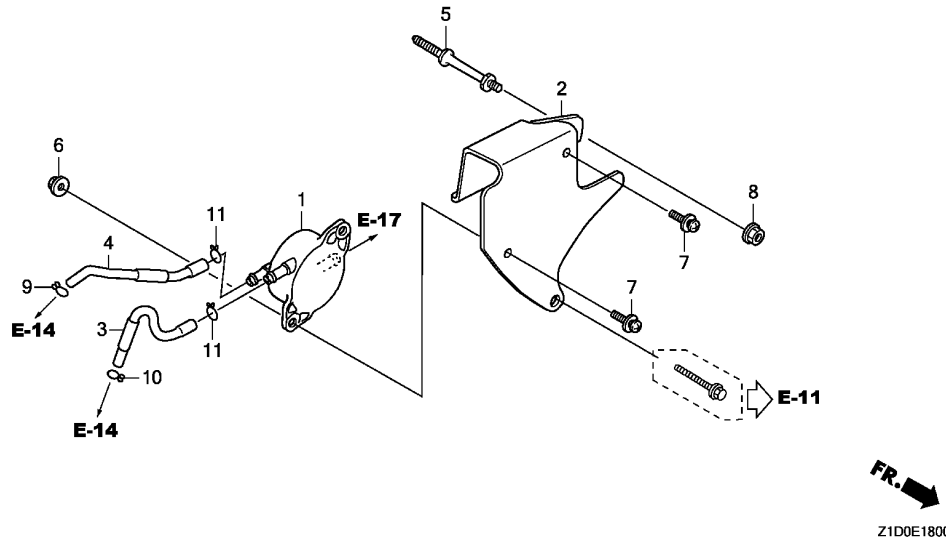
FR. →  
Z1D0E1701B

Ref. No.	Part No.	Description	Reqd. QTY		Serial No.	Parts catalogue code
			GX 270 T	GX 270 T2		
1	16854-ZH8-000	RUBBER, SUPPORTER(107MM) .....	-	1	-----	LJG,SJG
	16854-Z5K-000	RUBBER, SUPPORTER(127MM) .....	-	1	-----	SZAX
2	16955-ZE1-010	JOINT, FUEL TANK .....	-	1	-----	LJG,SJG,SZAX
3	17500-Z5K-810ZA	TANK ASSY., FUEL	-	-	-----	
	*NH1*.....	BLACK	-	1	-----	LJG,SJG,SZAX
	17500-Z5K-810ZB	*NH31*.....MCKINLEY WHITE	-	1	-----	LJG,SJG,SZAX
4	17620-Z0T-305	CAP COMP., FUEL FILLER (CHROME PLATED)(TOYOSHA)	-	1	-----	LJG,SJG
5	17630-Z5K-003	GAUGE ASSY., FUEL .....	-	1	-----	LJG,SJG,SZAX
6	17631-Z0T-812	PACKING, FUEL FILLER CAP (39X62X3)(TOYOSHA)	-	1	-----	LJG,SJG
7	17672-ZE2-W01	FILTER, FUEL .....	-	1	-----	LJG,SJG
8	91353-671-004	O-RING, 14MM(NOK) .....	-	1	-----	LJG,SJG,SZAX
9	94050-08000	NUT, FLANGE, 8MM .....	-	2	-----	LJG,SJG,SZAX
10	95001-45210-40	TUBE, FUEL, 4.5X210 (95001-45001-60M)	-	1	-----	LJG,SJG
	91424-Z5K-003	TUBE, FUEL, 4.5X210(FKM) .....	-	1	-----	SZAX
11	95002-02080	CLIP, TUBE(B8) .....	-	2	-----	LJG,SJG
12	95701-08025-00	BOLT, FLANGE, 8X25 .....	-	2	-----	LJG,SJG,SZAX
13	17620-Z4H-900	CAP COMP., FUEL FILLER .....	-	1	-----	SZAX
14	17631-Z0T-801	PACKING, FUEL FILLER CAP (39X62X3)(RADICON)	-	1	-----	SZAX
15	17672-Z4H-000	FILTER, FUEL .....	-	1	-----	SZAX
16	95002-40800-08	CLAMP, TUBE(D8) .....	-	2	-----	SZAX

2

# E-18

# FUEL PUMP

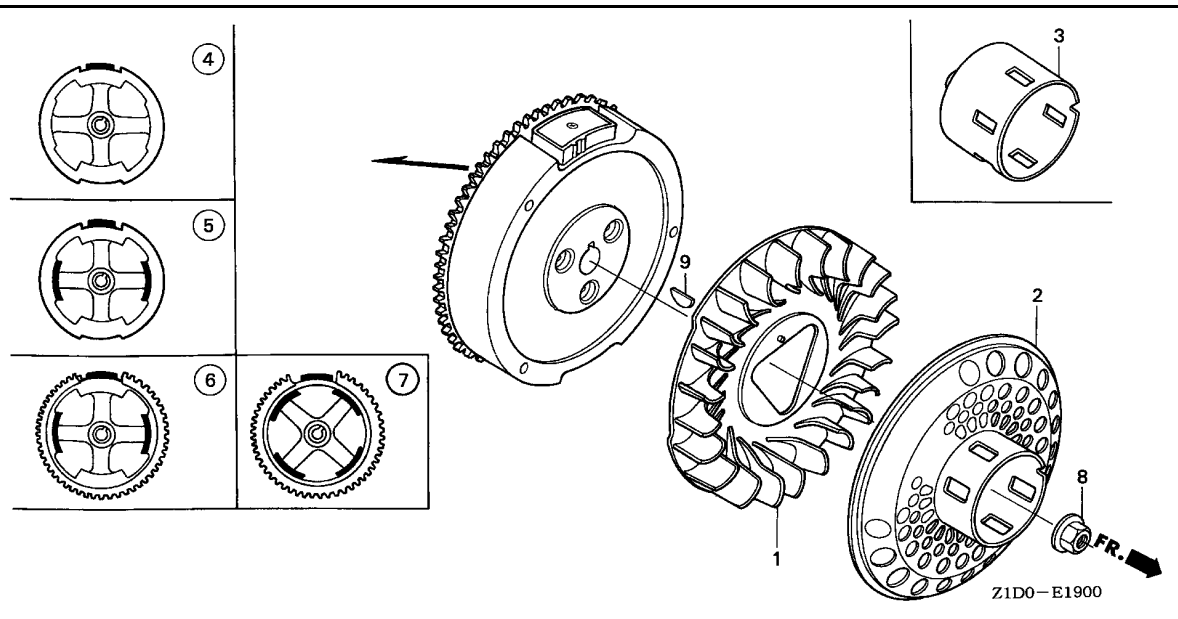


Ref. No.	L.O.N.	(Relative ref. Number) Description	F.R.T.
1	3101H9	PUMP, FUEL .....	0.3
2	3101J7	STAY, FUEL PUMP .....	0.1
3	3101K5	TUBE, FUEL TANK(A) .....	0.2
4	3101E5	TUBE, DIAPHRAGM .....	0.2

Ref. No.	Part No.	Description	Reqd. QTY		Serial No.	Parts catalogue code
			GX 270 T	GX 270 T2		
1	16700-Z0M-782	PUMP ASSY., FUEL .....	-	1	----- QHB2,SHB2	
2	16710-Z1D-R60	STAY COMP., FUEL PUMP .....	-	1	----- QHB2,SHB2	
3	16853-Z1D-R60	TUBE, FUEL .....	-	1	----- QHB2,SHB2	
4	16882-Z1D-R60	TUBE, DIAPHRAGM .....	-	1	----- QHB2,SHB2	
5	90041-Z1C-R60	BOLT, FUEL PUMP STAY .....	-	1	----- QHB2,SHB2	
6	91616-KFT-620	NUT, FLANGE, 5MM .....	-	2	----- QHB2,SHB2	
7	93894-05020-00	SCREW-WASHER, 5X20 .....	-	2	----- QHB2,SHB2	
8	94050-06000	NUT, FLANGE, 6MM .....	-	1	----- QHB2,SHB2	
9	95002-02070	CLIP, TUBE(B7) .....	-	1	----- QHB2,SHB2	
10	95002-02080	CLIP, TUBE(B8) .....	-	1	----- QHB2,SHB2	
11	95002-02100	CLIP, TUBE(B10) .....	-	2	----- QHB2,SHB2	

# E-19

# FLYWHEEL

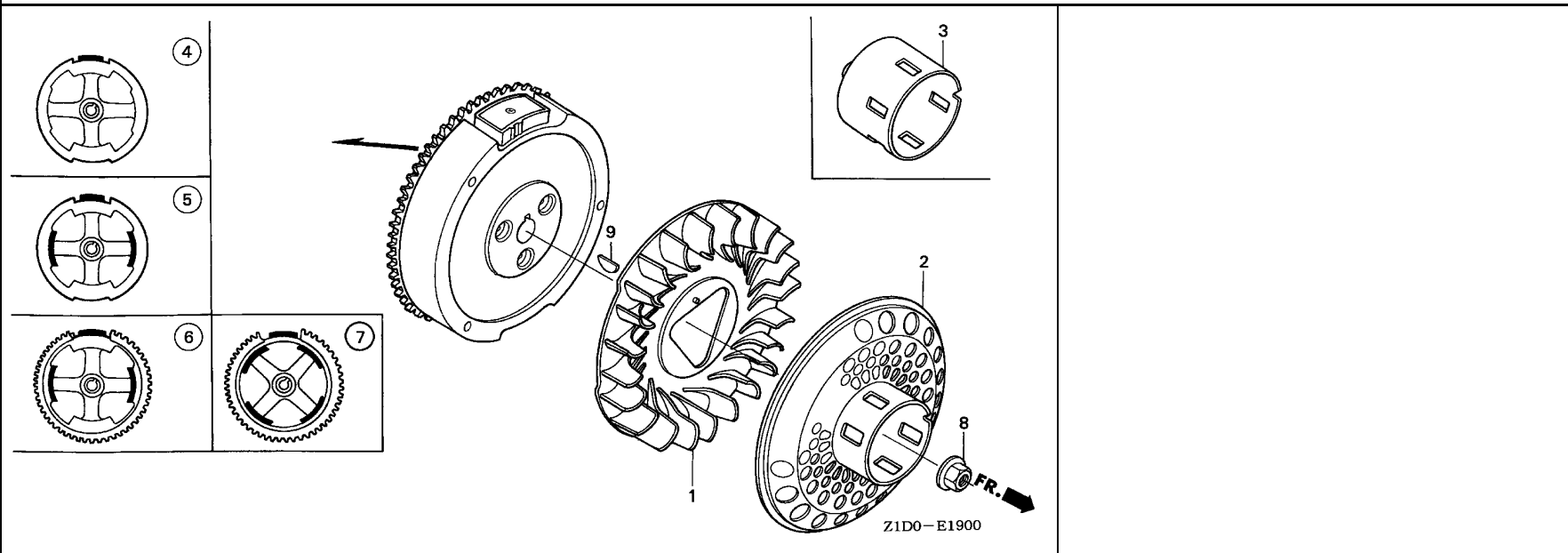


Ref. No.	L.O.N.	(Relative ref. Number) Description	F.R.T.
1	1141G7	FAN, ENGINE COOLING .....	0.2
	1141G7D	.iGX type add .....	0.2
2		(3)	
	1121A9	PULLEY, RECOIL STARTER .....	0.2
	1121A9C	.iGX type add .....	0.2
4		(5,6,7)	
	2161B5	FLYWHEEL .....	0.3
	2161B5D	.iGX type add .....	0.2

Ref. No.	Part No.	Description	Reqd. QTY		Serial No.	Parts catalogue code
			GX 270 T	GX 270 T2		
1	19511-ZE2-000	FAN, COOLING .....	1	1		
2	28450-ZE2-W11	PULLEY COMP., STARTER (SCREEN GRID) .....	1	1	-----	LH, LH2, LHB5, LP, LT, LW, LXE8, LXX, LXU, PX, PXE8, PXU, QA26, QAB3, QBE1, QH, QHB1, QHB2, QHB5, QHP1, QMH, QP, QSE8, QX, QXCK, QXE8, QXE9, QXK, QXQ4, QXU, RA3, SH, SH2, SHB2, SHKR, SX, SXE, SXE8, SXQ4, SXU, VKK, VPK, VPX6, VSD3, VSD4, VSP, VX, VXE8, VXX, VXT1, VXU, VXU1
3	28451-ZE2-W01	PULLEY, STARTER .....	1	1	-----	ES1, ES3, ES4, LJG, QAG2, QCT, QD, QHT, QHT1, QHTN, QN, QT1, QTD, QTN, SD, SJG, SN, SZAX, VMT, VS3, VS4, VZKK
4	31100-ZE2-010	FLYWHEEL COMP. ....	1	-	-----	ES3, ES4, LH, LH2, LHB5, LP, LXX, LXU, PX, PXU, QA26, QAB3, QAG2, QD, QH, QHB1, QHB5, QHP1, QMH, QN, QT1, QTD, QTN, QX, QXCK, QXK, QXQ4, QXU, RA3, SD, SH, SH2, SN, SX, SXQ4, SXU, VS4, VSD3, VSD4, VSP, VX, VXX, VXT1, VXU, VXU1
	31110-Z5K-000	.....	-	1	-----	ES1, LH, LH2, LJG, PX, QCT, QD, QH, QHB1, QHB2, QHB5, QHP1, QHT, QHT1, QHTN, QMH, QN, QTD, QTN, QX, QXCK, QXK, SD, SH, SHB2, SHKR, SJG, SX, VMT, VPX6, VS3, VS4, VSD4, VSP, VX, VXX
5	31100-ZE2-812	FLYWHEEL COMP. (LAMP) .....	1	-	-----	LT, LW, QP
	31110-Z5K-810	.....	-	1	-----	QP
6	31100-ZE2-822	FLYWHEEL COMP. (STARTER MOTOR) .....	1	-	-----	LXE8, PXE8, QBE1, QXE8, QXE9, SXE, SXE8, VPK, VXE8
	31110-Z5K-820	.....	-	1	-----	QBE1, QXE9, VXE8
	31110-Z5K-W00	FLYWHEEL COMP. (SEL) .....	-	1	-----	SZAX, VZKK
7	31100-ZE2-832	FLYWHEEL COMP. (4POLE) .....	1	-	-----	QSE8, VKK
	31110-Z5K-840	FLYWHEEL COMP. (SEL-4POLE) .....	-	1	-----	VKK
8	90201-ZE3-790	NUT, SPECIAL, 16MM .....	1	-	-----	ES3, ES4, LH2, QBE1, QHB1, QN, QTN, QXCK, QXE9, RA3, SH2, SXE, VKK, VPK, VS4, VXE8
	90201-ZE3-V00	.....	1	-	-----	LH, LHB5, LP, LT, LW, LXE8, LXX, LXU, PX, PXE8, PXU, QA26, QAB3, QAG2, QD, QH, QHB5, QHP1, QMH, QP, QSE8, QT1, QTD, QX, QXE8, QXK, QXQ4, QXU, SD, SH, SN, SX, SXE8, SXQ4, SXU, VSD3, VSD4, VSP, VX, VXX, VXT1, VXU, VXU1
		.....	-	1	-----	ES1, LJG, QBE1, QCT, QHB1, QHB2, QHT, QHT1, QHTN, QP, QTD, QTN, QXCK, SHB2, SHKR, SJG, SZAX, VPX6, VS3, VZKK

E-19

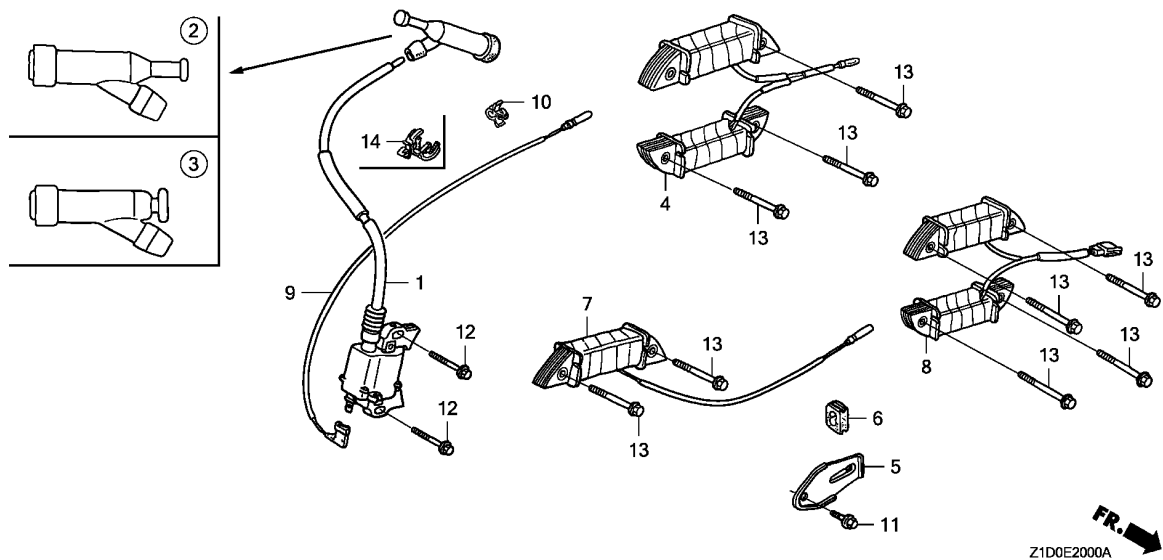
FLYWHEEL



Ref. No.	Part No.	Description	Reqd. QTY		Serial No.	Parts catalogue code
			GX 270 T	GX 270 T2		
(8)	90201-ZE3-790	NUT, SPECIAL, 16MM .....	-	1	-----	LH,LH2,PX,QD,QH,QHB5,QHP1,QMH,QN,QX,QXE9,QXK,SD,SH,SX,VKK,VMT,VS4 VSD4,VSP,VX,VXE8,VXK
9	90741-ZE2-000	KEY, SPECIAL WOODRUFF, 25X18	1	1		

# E-20

# IGNITION COIL(GX270T)



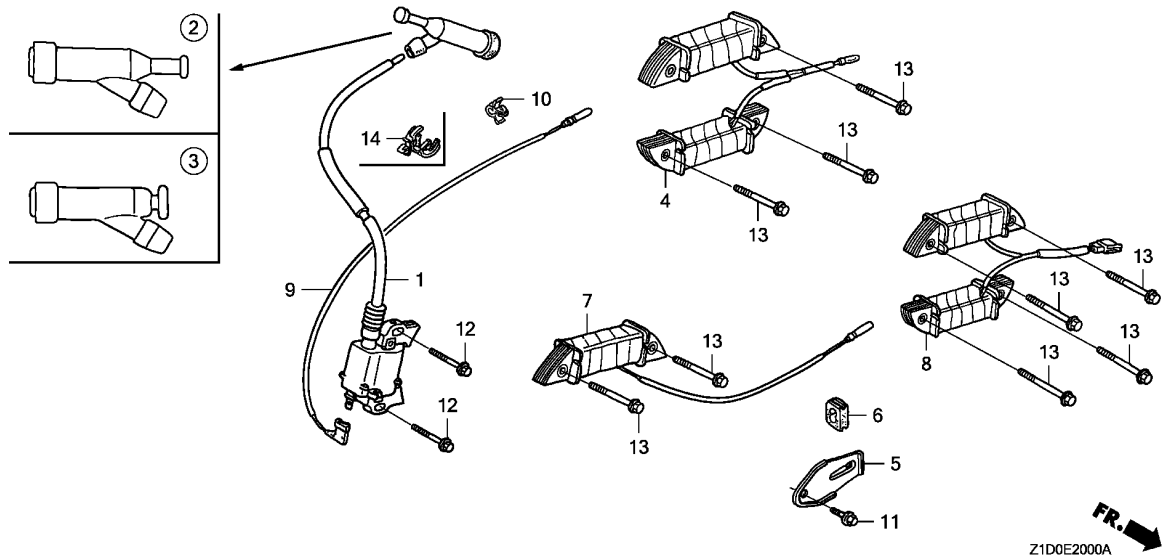
Ref. No.	L.O.N.	(Relative ref. Number) Description	F.R.T.
1	6141A5	COIL, IGNITION(ONE) (3)	0.3
2	6141B8	TERMINAL, HIGH TENSION	0.1
4	6141A6	COIL, LAMP (8)	0.4
7	6131C3	COIL, CHARGE	0.4
9	6111B3	CORD, STOP SWITCH	0.3

2

Ref. No.	Part No.	Description	Reqd. QTY		Serial No.	Parts catalogue code
			GX 270 T	GX 270 T2		
1	30500-Z1C-023	COIL ASSY., IGNITION	1	-	-----	ES3,ES4,LH2,QBE1,QHB1,QN,QTD,QTN,QXCK,QXE9,RA3,SH2,SXE,VKK,VPK,VS4 VSP,VXE8
	30500-Z1C-013	.....	1	-	-----	LXE8,LXU,PXE8,PXU,QA26,QAG2,QSE8,QXE8,QXQ4,QXU,SXE8,SXQ4,SXU,VXU1
	30500-Z1C-023	.....	1	-	1076438	LH,LHB5,LP,LT,LW,LXK,PX,QAB3,QD,QH,QHB5,QHP1,QMH,QP,QT1,QX,QXK,SD,SH SN,SX,VSD3,VSD4,VX,VXK,VXT1,VXU
	30500-Z1C-023	.....	1	-	1076439	LH,LHB5,LP,LT,LW,LXK,PX,QAB3,QD,QH,QHB5,QHP1,QMH,QP,QT1,QX,QXK,SD,SH SN,SX,VSD3,VSD4,VX,VXK,VXT1,VXU
2	30700-ZF5-013	CAP ASSY., NOISE SUPPRESSOR	1	-	-----	VKK,VPK,VSD3,VSD4
3	30700-Z1C-801	TERMINAL ASSY., HIGH TENSION (NGK Y-EZD)	1	-	-----	ES3,ES4,LT,QD,QN,QT1,QTD,QTN,SD,SN,VS4
	30700-Z1C-811	CAP ASSY., NOISE SUPPRESSOR (NGK Y-EZD)	1	-	-----	LH,LH2,LHB5,LP,LW,LXE8,LXK,LXU,PX,PXE8,PXU,QA26,QAB3,QAG2,QBE1,QH QHB1,QHB5,QHP1,QMH,QP,QSE8,QX,QXCK,QXE8,QXE9,QXK,QXQ4,QXU,RA3,SH,SH2 SX,SXE,SXE8,SXQ4,SXU,VSP,VX,VXE8,VXK,VXT1,VXU,VXU1
4	31510-ZE2-811	COIL ASSY., LAMP(12V/50W)	1	-	-----	LT,LW,QP
5	31511-ZE2-000	CLAMPER, CORD	1	-	-----	LT,LW,LXE8,PXE8,QBE1,QP,QSE8,QXE8,QXE9,SXE,SXE8,VKK,VPK,VXE8
6	31512-ZE2-000	GROMMET, CORD	1	-	-----	
7	31630-ZE1-003	COIL ASSY., CHARGE(1A)	1	-	-----	LXE8,PXE8,QXE8,SXE8
	31630-ZE1-013	.....	1	-	-----	QBE1,QXE9,SXE,VPK,VXE8
	31630-ZE2-842	COIL ASSY., CHARGE(3A)	1	-	-----	VKK
8	31630-ZE2-861	COIL ASSY., CHARGE(10A)	1	-	-----	QSE8
9	36101-ZE2-701	CORD, STOP SWITCH(430MM)	1	-	-----	ES3,ES4,VS4
	36101-ZE1-010	CORD, STOP SWITCH(370MM)	1	-	-----	LH,LH2,LHB5,LP,LT,LW,LXE8,LXK,LXU,PX,PXE8,PXU,QA26,QAB3,QAG2,QBE1,QD QH,QHB1,QHB5,QHP1,QMH,QN,QP,QSE8,QT1,QTD,QTN,QX,QXCK,QXE8,QXE9,QXK QXQ4,QXU,RA3,SD,SH,SH2,SN,SX,SXE,SXE8,SXQ4,SXU,VKK,VPK,VSD3,VSD4,VSP VX,VXE8,VXK,VXT1,VXU,VXU1
10	36103-ZE1-000	HOLDER, STOP SWITCH CORD	1	-	-----	ES3,ES4,LXE8,PXE8,QBE1,QHB1,QSE8,QXE8,QXE9,SXE,SXE8,VS4,VXE8

# E-20

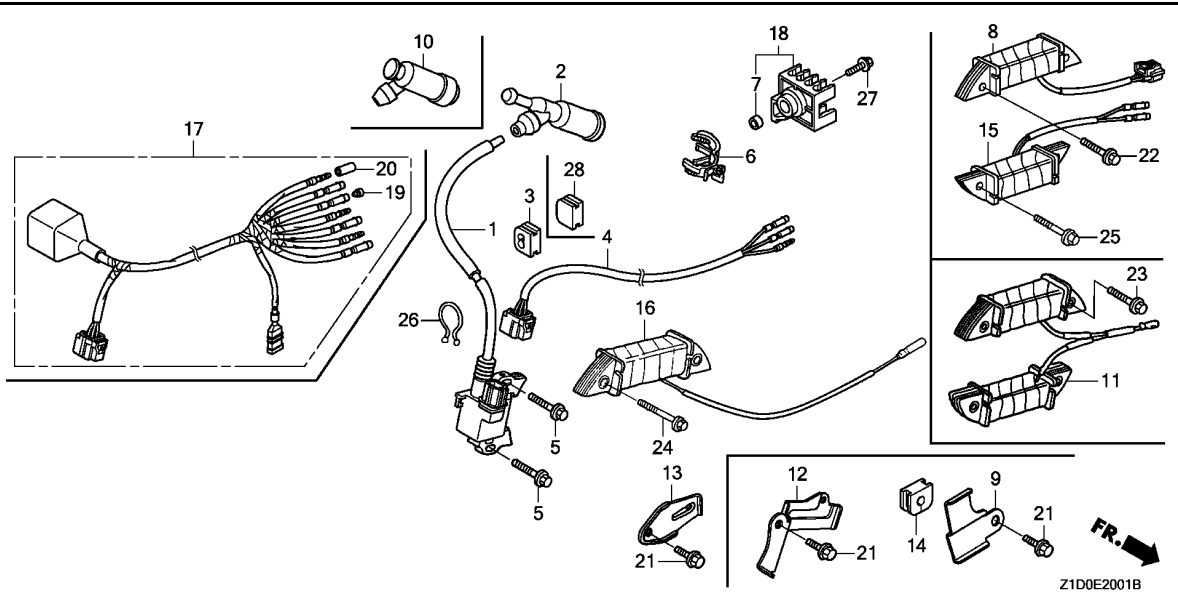
# IGNITION COIL(GX270T)



Ref. No.	Part No.	Description	Reqd. QTY		Serial No.	Parts catalogue code
			GX 270 T	GX 270 T2		
11	90013-883-000	BOLT, FLANGE, 6X12(CT200) ...	1	-	-----	LT, LW, LXE8, PXE8, QBE1, QP, QSE8, QXE8, QXE9, SXE, SXE8, VKK, VPK, VXE8
12	90015-883-000	BOLT, FLANGE, 6X28(CT200) ...	2	-	-----	LT, LW, QP
13	90015-883-000	BOLT, FLANGE, 6X28(CT200) ...	4	-	-----	LXE8, PXE8, QBE1, QXE8, QXE9, SXE, SXE8, VPK, VXE8
	90017-883-000	BOLT, FLANGE, 6X32(CT200) ...	4	-	-----	QSE8
			2	-	-----	VKK
14	90684-ZA0-601	CLIP, HARNESS .....	1	-	-----	LXK, LXU, PX, PXU, QA26, QAB3, QAG2, QX, QXCK, QXK, QXQ4, QXU, RA3, SX, SXQ4, SXU, VSD3, VSD4, VSP, VX, VVK, VXT1, VXU, VXU1

# E-20-1

# IGNITION COIL(GX270T2)



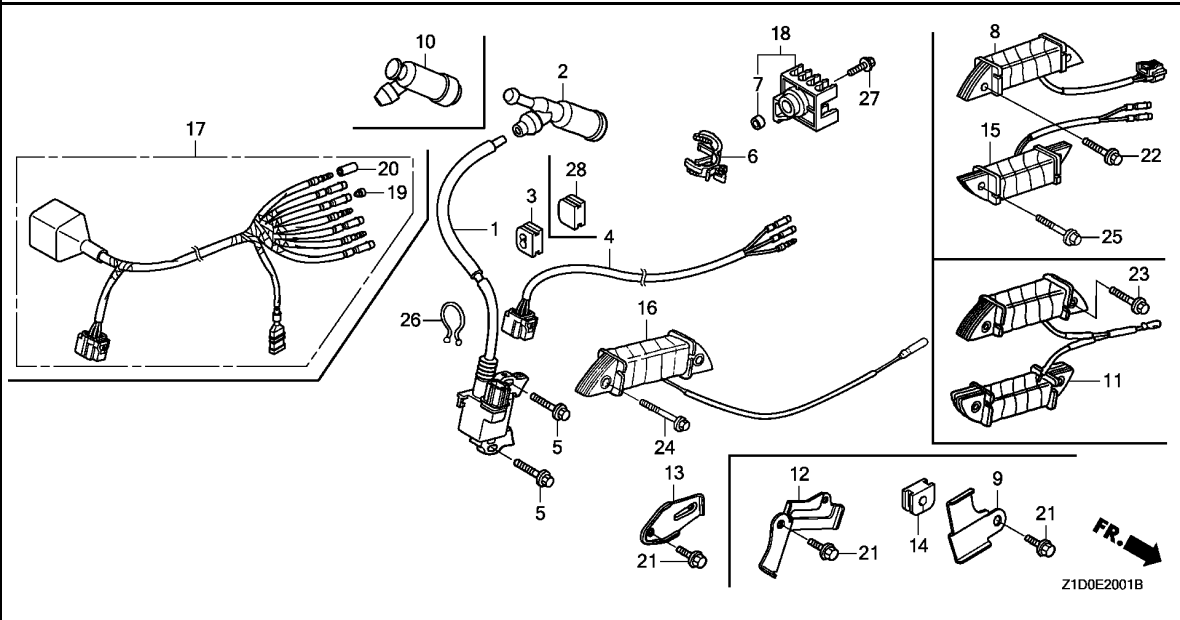
Ref. No.	L.O.N.	(Relative ref. Number) Description	F.R.T.
1	6141A5	COIL, IGNITION(ONE) .....	0.3
	6141A5E	.iGX type add .....	0.2
2	6141B8	TERMINAL, HIGH TENSION .....	0.1
8	6141A9	COIL, POWER .....	0.7
		.NOTE: iGX type	
11	6141A6	COIL, LAMP .....	0.4
15	6131F3	COIL, CHARGE(A) .....	0.7
		.NOTE: iGX type	
16	6131C3	COIL, CHARGE .....	0.4
17	6111C0	HARNESS, ENGINE WIRE .....	0.4



Ref. No.	Part No.	Description	Reqd. QTY		Serial No.	Parts catalogue code
			GX 270 T	GX 270 T2		
1	30500-Z5K-003	COIL ASSY., IGNITION .....	-	1	-----	ES1,LH,LH2,LJG,PX,QBE1,QCT,QD,QH,QHB1,QHB2,QHB5,QHP1,QHT,QMT,QMH,QN,QP,QTD,QTN,QX,QXCK,QXE9,QXK,SD,SH,SHB2,SHKR,SJG,SX,SZAX,VKK,VMT,VPX6,VS3,VS4,VSD4,VSP,VX,VXE8,VXK,VZKK
	30500-Z5K-801	.....	-	1	-----	QHT1,QHTN
2	30700-Z1C-801	TERMINAL ASSY., HIGH TENSION (NGK Y-EZD) .....	-	1	-----	ES1,LJG,QCT,QD,QHT,QHT1,QHTN,QN,QTD,QTN,SD,SJG,VS3,VS4
	30700-Z1C-811	CAP ASSY., NOISE SUPPRESSOR (NGK Y-EZD) .....	-	1	-----	LH,LH2,PX,QBE1,QH,QHB1,QHB2,QHB5,QHP1,QMH,QP,QX,QXCK,QXE9,QXK,SH,SHKR,SX,SZAX,VMT,VSP,VX,VXE8,VXK,VZKK
	30700-Z1C-812	.....	-	1	-----	SHB2
3	31512-ZE2-000	GROMMET, CORD .....	-	1	-----	ES1,LH,LH2,LJG,PX,QBE1,QCT,QD,QH,QHB1,QHB2,QHB5,QHP1,QHT,QHT1,QHTN,QMH,QN,QP,QTD,QTN,QX,QXCK,QXE9,QXK,SD,SH,SHKR,SJG,SX,SZAX,VKK,VMT,VPX6,VS3,VS4,VSD4,VSP,VX,VXE8,VXK,VZKK
4	32110-Z5K-000	HARNESS ASSY., ENGINE WIRE ..	-	1	-----	ES1,PX,QX,QXCK,QXK,SX,VMT,VPX6,VS3,VS4,VSD4,VSP,VX,VXK
	32110-Z5K-800	.....	-	1	-----	LH,LH2,LJG,QCT,QD,QH,QHB1,QHB2,QHB5,QHP1,QHT,QHT1,QHTN,QMH,QN,QP,QTD,QTN,SD,SH,SHB2,SHKR,SJG
	32110-Z5K-820	HARNESS ASSY., ENGINE WIRE (SEL) .....	-	1	-----	QBE1
	32110-Z5K-810	.....	-	1	-----	QXE9,VKK,VXE8
5	90015-883-000	BOLT, FLANGE, 6X28(CT200) ...	-	2	-----	
6	90684-ZA0-601	CLIP, HARNESS .....	-	1	-----	ES1,LH,LH2,LJG,PX,QCT,QD,QH,QHB1,QHB2,QHB5,QHP1,QHT,QHT1,QHTN,QMH,QN,QP,QTD,QTN,QX,QXCK,QXK,SD,SH,SHB2,SHKR,SJG,SX,VMT,VPX6,VS3,VS4,VSD4,VSP,VX,VXK
7	17239-ZE1-000	COLLAR B, AIR CLEANER .....	-	1	-----	SZAX,VZKK
8	30595-Z5T-W01	COIL ASSY., POWER .....	-	1	-----	SZAX,VZKK
9	30596-Z5T-W00	BRACKET B, HARNESS .....	-	1	-----	SZAX,VZKK
10	30700-ZF5-013	CAP ASSY., NOISE SUPPRESSOR ..	-	1	-----	VKK,VPX6,VSD4

# E-20-1

# IGNITION COIL(GX270T2)

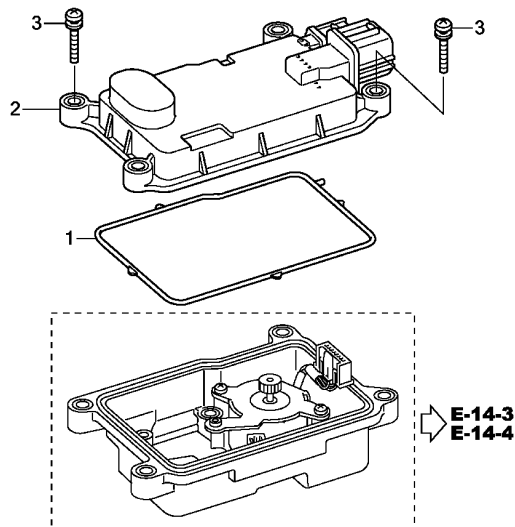


Ref. No.	Part No.	Description	Reqd. QTY		Serial No.	Parts catalogue code
			GX 270 T	GX 270 T2		
11	31510-ZE2-811	COIL ASSY., LAMP(12V/50W) ...	-	1	----- QP	
12	31511-Z5T-W00	CLAMPER, CORD .....	-	1	----- SZAX,VZKK	
13	31511-ZE2-000	CLAMPER, CORD .....	-	1	----- QBE1,QP,QXE9,VKK,VXE8	
14	31512-Z5T-W00	GROMMET, CORD .....	-	1	----- SZAX,VZKK	
15	31630-Z5T-W11	COIL ASSY., CHARGE(2.9A) .....	-	1	----- SZAX	
	31630-Z5T-W01	COIL ASSY., CHARGE(0.9A) .....	-	1	----- VZKK	
16	31630-ZE1-013	COIL ASSY., CHARGE(1A) .....	-	1	----- QBE1,QXE9,VXE8	
	31630-ZE2-842	COIL ASSY., CHARGE(3A) .....	-	1	----- VKK	
17	32110-Z5K-U10	HARNESS ASSY., ENGINE WIRE ..	-	1	----- SZAX	
	32110-ZBC-W00	.....	-	1	----- VZKK	
18	32111-Z5T-W00	HOLDER, CONNECTOR .....	-	1	----- SZAX,VZKK	
19	32823-ZV5-003	PLUG, INNER CONNECTOR .....	-	1	----- SZAX,VZKK	
20	32824-ZV5-003	PLUG, OUTER CONNECTOR .....	-	1	----- SZAX,VZKK	
21	90013-883-000	BOLT, FLANGE, 6X12(CT200) ...	-	1	----- QBE1,QP,QXE9,VKK,VXE8	
			-	2	----- SZAX,VZKK	
22	90015-883-000	BOLT, FLANGE, 6X28(CT200) ...	-	2	----- SZAX,VZKK	
23	90015-883-000	BOLT, FLANGE, 6X28(CT200) ...	-	4	----- QP	
24	90015-883-000	BOLT, FLANGE, 6X28(CT200) ...	-	2	----- QBE1,QXE9,VXE8	
	90017-883-000	BOLT, FLANGE, 6X32(CT200) ...	-	2	----- VKK	
25	90017-883-000	BOLT, FLANGE, 6X32(CT200) ...	-	2	----- SZAX	
	90121-952-000	BOLT, FLANGE, 6X25(CT200) ...	-	2	----- VZKK	
26	90630-751-000	CLIP, PURSE LOCK .....	-	1	----- QBE1,QXE9,VKK,VXE8	
27	90022-888-010	BOLT, FLANGE, 6X20(CT200) ...	-	1	----- SZAX,VZKK	
28	31512-ZE8-000	GROMMET, CORD .....	-	1	----- QHB2,SHB2	



# E-20-10

# ELECTRONIC CONTROL UNIT



Z1D0E2010A

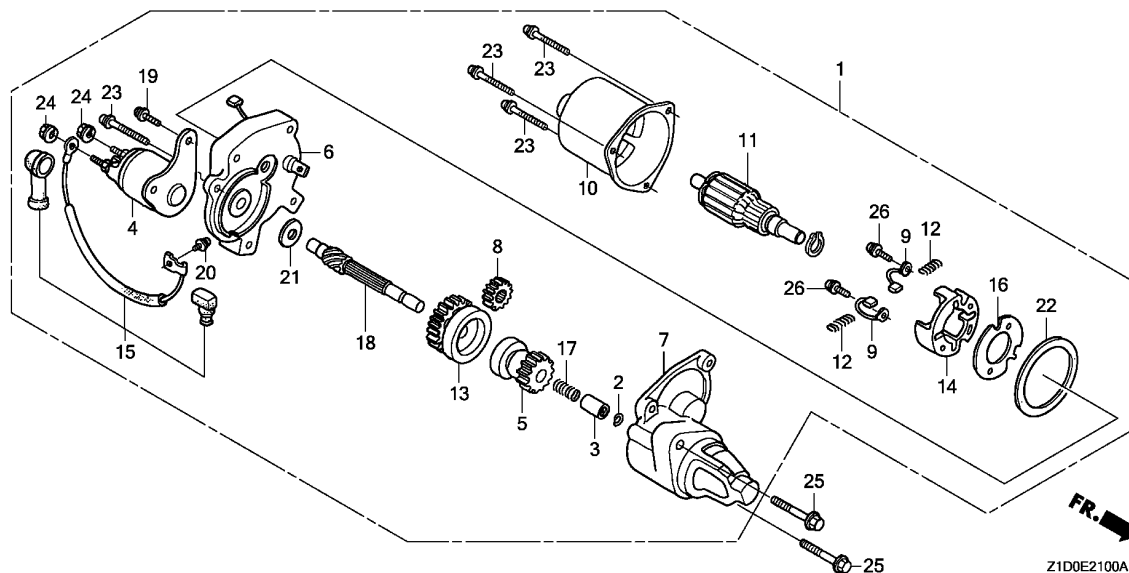
Ref. No.	L.O.N.	(Relative ref. Number) Description	F.R.T.
1	3111W6	SEAL, ELECTRONIC CONTROL UNIT COVER .....	0.3
2	6211A6	CONTROL UNIT, ELECTRONIC .....	0.6

2

Ref. No.	Part No.	Description	Reqd. QTY		Serial No.	Parts catalogue code
			GX 270 T	GX 270 T2		
1	16755-Z5T-W00	SEAL, ELECTRONIC CONTROL UNIT COVER	-	1	-----	SZAX,VZKK
2	34750-Z5T-U31	CONTROL UNIT, ELECTRONIC .....	-	1	-----	SZAX
	34750-Z5T-V01	.....	-	1	-----	VZKK
3	93891-04020-07	SCREW-WASHER, 4X20 .....	-	4	-----	SZAX,VZKK

# E-21

# STARTER MOTOR(1)



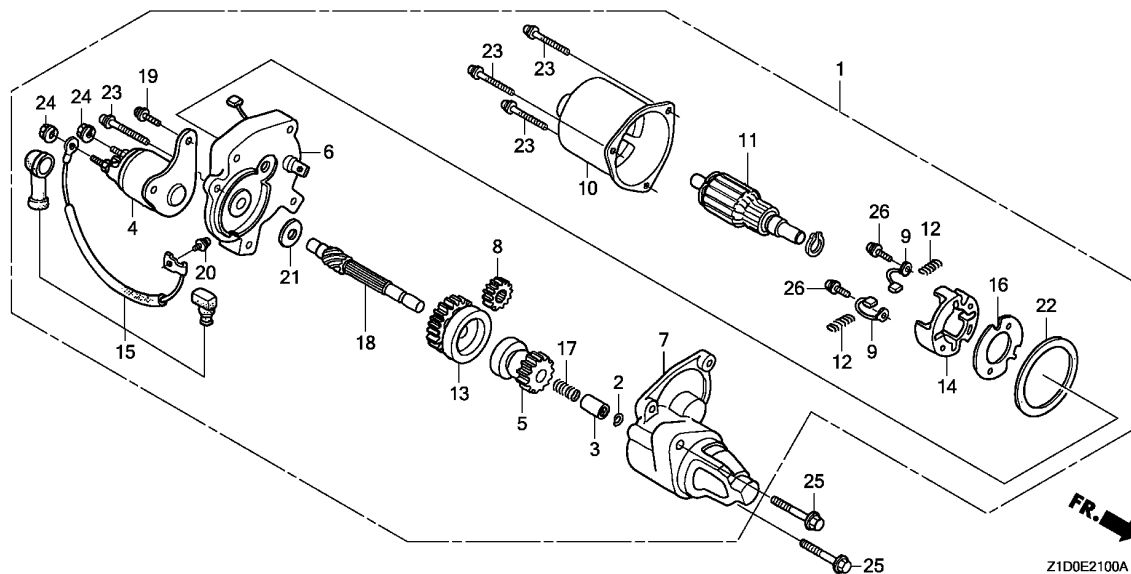
Ref. No.	L.O.N.	(Relative ref. Number) Description	F.R.T.
1	6121D5	MOTOR, STARTER .....	0.2
4	6121E5	CONTACTOR, STARTER .....	0.2
5		(18)	
	6121B0	CLUTCH, OVERRUNNING .....	0.4
6	6121C3	BRACKET, STARTER :CENTER .....	0.4
7	6121D2	BRACKET, STARTER :FRONT .....	0.3
8	6121B2	GEAR SET, STARTER PINION .....	0.4
9	6121A9	BRUSH, STARTER .....	0.4
11	6121A0	ARMATURE, STARTER .....	0.4
13	6121B5	GEAR, STARTER REDUCTION .....	0.4
15	6121D0	WIRE, WATER COVER .....	0.1

Ref. No.	Part No.	Description	Reqd. QTY		Serial No.	Parts catalogue code
			GX 270 T	GX 270 T2		
1	31200-ZH9-013	MOTOR ASSY., STARTER .....	1	1	-----	QBE1,QXE9,SXE,VKK,VPK,VXE8
	31200-ZH9-003	.....	1	-	-----	LXE8,PXE8,QSE8,QXE8,SXE8
2	31201-ZA1-003	RING, SNAP .....	1	1	-----	LXE8,PXE8,QBE1,QSE8,QXE8,QXE9,SXE,SXE8,VKK,VPK,VXE8
3	31202-ZA1-003	COLLAR, CLUTCH STOP .....	1	1	-----	LXE8,PXE8,QBE1,QSE8,QXE8,QXE9,SXE,SXE8,VKK,VPK,VXE8
4	31204-ZA0-003	CONTACTOR ASSY. ....	1	1	-----	LXE8,PXE8,QBE1,QSE8,QXE8,QXE9,SXE,SXE8,VKK,VPK,VXE8
5	31207-ZH9-003	CLUTCH COMP., OVERRUNNING ...	1	1	-----	LXE8,PXE8,QBE1,QSE8,QXE8,QXE9,SXE,SXE8,VKK,VPK,VXE8
6	31211-ZE2-003	BRACKET, CENTER .....	1	1	-----	LXE8,PXE8,QBE1,QSE8,QXE8,QXE9,SXE,SXE8,VKK,VPK,VXE8
7	31212-ZE2-003	BRACKET, FR. ....	1	1	-----	LXE8,PXE8,QBE1,QSE8,QXE8,QXE9,SXE,SXE8,VKK,VPK,VXE8
8	31213-ZE2-003	GEAR, DRIVE PINION .....	1	1	-----	LXE8,PXE8,QBE1,QSE8,QXE8,QXE9,SXE,SXE8,VKK,VPK,VXE8
9	31215-ZE2-003	BRUSH .....	2	2	-----	LXE8,PXE8,QBE1,QSE8,QXE8,QXE9,SXE,SXE8,VKK,VPK,VXE8
10	31216-ZE2-003	YOKE COMP. ....	1	1	-----	LXE8,PXE8,QBE1,QSE8,QXE8,QXE9,SXE,SXE8,VKK,VPK,VXE8
11	31217-ZE2-003	ARMATURE COMP. ....	1	1	-----	LXE8,PXE8,QBE1,QSE8,QXE8,QXE9,SXE,SXE8,VKK,VPK,VXE8
12	31219-ZE2-003	SPRING, BRUSH RETURN .....	4	4	-----	LXE8,PXE8,QBE1,QSE8,QXE8,QXE9,SXE,SXE8,VKK,VPK,VXE8
13	31222-ZE3-791	GEAR, REDUCTION .....	1	1	-----	LXE8,PXE8,QBE1,QSE8,QXE8,QXE9,SXE,SXE8,VKK,VPK,VXE8
14	31231-ZE2-003	HOLDER, BRUSH .....	1	1	-----	LXE8,PXE8,QBE1,QSE8,QXE8,QXE9,SXE,SXE8,VKK,VPK,VXE8
15	31232-ZE3-003	WIRE, WATER COVER .....	1	1	-----	LXE8,PXE8,QBE1,QSE8,QXE8,QXE9,SXE,SXE8,VKK,VPK,VXE8
16	31233-ZE2-003	INSULATOR .....	1	1	-----	LXE8,PXE8,QBE1,QSE8,QXE8,QXE9,SXE,SXE8,VKK,VPK,VXE8
17	31244-ZH9-003	SPRING .....	1	1	-----	LXE8,PXE8,QBE1,QSE8,QXE8,QXE9,SXE,SXE8,VKK,VPK,VXE8
18	31245-ZH9-003	SHAFT .....	1	1	-----	LXE8,PXE8,QBE1,QSE8,QXE8,QXE9,SXE,SXE8,VKK,VPK,VXE8
19	90007-ZE2-003	BOLT-WASHER, 5X14 .....	2	2	-----	LXE8,PXE8,QBE1,QSE8,QXE8,QXE9,SXE,SXE8,VKK,VPK,VXE8
20	90110-ZE2-003	SCREW-WASHER, 4X6 .....	1	1	-----	LXE8,PXE8,QBE1,QSE8,QXE8,QXE9,SXE,SXE8,VKK,VPK,VXE8
21	90403-ZH9-003	WASHER, SK .....	1	1	-----	LXE8,PXE8,QBE1,QSE8,QXE8,QXE9,SXE,SXE8,VKK,VPK,VXE8
22	91601-ZE2-003	PACKING .....	1	1	-----	LXE8,PXE8,QBE1,QSE8,QXE8,QXE9,SXE,SXE8,VKK,VPK,VXE8
23	93892-05032-18	SCREW-WASHER, 5X32 .....	4	4	-----	LXE8,PXE8,QBE1,QSE8,QXE8,QXE9,SXE,SXE8,VKK,VPK,VXE8
24	94070-06080	NUT-WASHER, 6MM .....	2	2	-----	LXE8,PXE8,QBE1,QSE8,QXE8,QXE9,SXE,SXE8,VKK,VPK,VXE8



# E-21

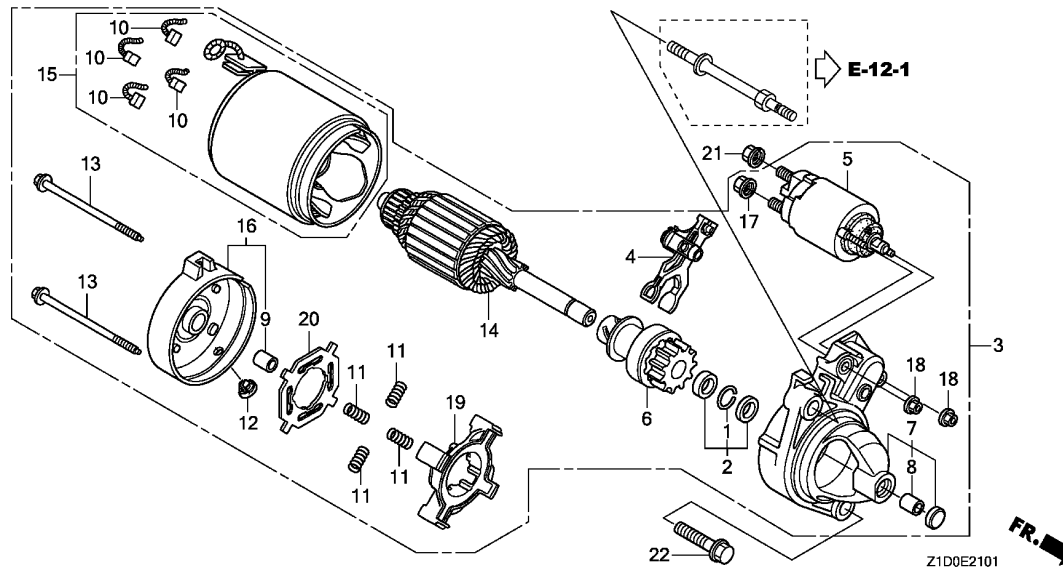
# STARTER MOTOR(1)



Ref. No.	Part No.	Description	Reqd. QTY		Serial No.	Parts catalogue code
			GX 270 T	GX 270 T2		
25	95701-08040-00	BOLT, FLANGE, 8X40 .....	2	2	-----	LXE8,PXE8,QBE1,QSE8,QXE8,QXE9,SXE,SXE8,VKK,VPK,VXE8
26	31219-ZE3-003	SCREW-WASHER, 4X14 .....	2	2	-----	LXE8,PXE8,QBE1,QSE8,QXE8,QXE9,SXE,SXE8,VKK,VPK,VXE8

# E-21-1

# STARTER MOTOR(2)



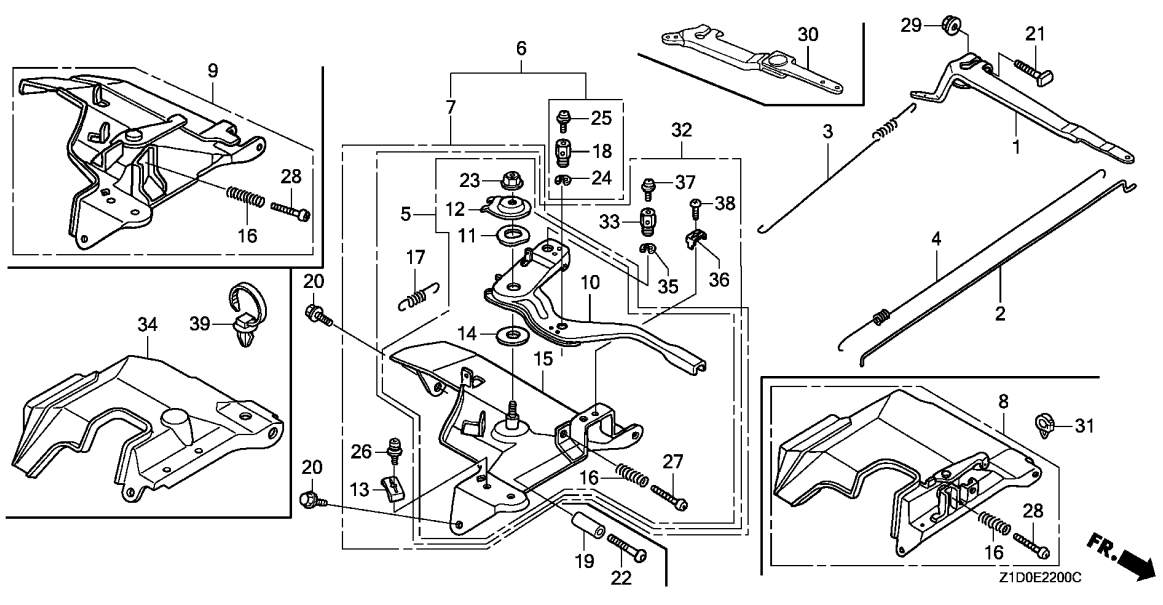
Ref. No.	L.O.N.	(Relative ref. Number) Description	F.R.T.
3	6121E0	MOTOR, STARTER(A) .....	0.4
5	6121F5	SWITCH, STARTER MAGNETIC(A) ..	0.6
6		(1,2)	
	6121D8	CLUTCH, OVERRUNNING(A) .....	0.8
10	6121D7	BRUSH, STARTER(A) .....	0.7
14	6121C4	ARMATURE, STARTER(A) .....	0.9
15	6121F9	YOKE ASSEMBLY, STARTER .....	0.6
19		(11)	
	6121B6	HOLDER, STARTER BRUSH .....	0.5

Ref. No.	Part No.	Description	Reqd. QTY		Serial No.	Parts catalogue code
			GX 270 T	GX 270 T2		
1	30201-PH9-004	RING, SNAP(DENSO) .....	-	1	-----	SZAX,VZKK
2	30202-PZ1-003	COLLAR SET, CLUTCH STOP .....	-	1	-----	SZAX,VZKK
3	31200-Z5T-W01	MOTOR ASSY., STARTER .....	-	1	-----	SZAX,VZKK
4	31203-PH9-004	LEVER, PINION DRIVE .....	-	1	-----	SZAX,VZKK
5	31204-Z2E-003	SWITCH ASSY., MAGNET .....	-	1	-----	SZAX,VZKK
6	31207-ZE9-H01	CLUTCH COMP., OVERRUNNING ...	-	1	-----	SZAX,VZKK
7	31208-Z5T-W00	HOUSING COMP., DRIVE SIDE ...	-	1	-----	SZAX,VZKK
8	31209-PH9-004	BEARING A .....	-	1	-----	SZAX,VZKK
9	31210-PH9-004	BEARING B .....	-	1	-----	SZAX,VZKK
10	31211-PH9-004	BRUSH .....	-	4	-----	SZAX,VZKK
11	31212-PH9-004	SPRING, BRUSH .....	-	4	-----	SZAX,VZKK
12	31213-P64-N01	COVER .....	-	1	-----	SZAX,VZKK
13	31214-PH9-004	BOLT, THROUGH .....	-	2	-----	SZAX,VZKK
14	31217-Z0A-003	ARMATURE COMP. ....	-	1	-----	SZAX,VZKK
15	31218-PH9-004	YOKE COMP. ....	-	1	-----	SZAX,VZKK
16	31219-Z5T-W00	FRAME COMP., COMMUTATOR END ..	-	1	-----	SZAX,VZKK
17	31220-PH9-004	NUT, HEX., 8MM .....	-	1	-----	SZAX,VZKK
18	31223-PA0-006	NUT, HEX. ....	-	2	-----	SZAX,VZKK
19	31231-PH9-004	HOLDER, BRUSH .....	-	1	-----	SZAX,VZKK
20	31233-PH9-004	INSULATOR, BRUSH HOLDER .....	-	1	-----	SZAX,VZKK
21	94070-08080	NUT-WASHER, 8MM .....	-	1	-----	SZAX,VZKK
22	95701-10040-00	BOLT, FLANGE, 10X40 .....	-	1	-----	SZAX,VZKK



E-22

CONTROL(1)



Ref. No.	L.O.N.	(Relative ref. Number) Description	F.R.T.
1		(30)	
1	1161A0	ARM, GOVERNOR .....	0.2
2	1161B1	ROD, GOVERNOR .....	0.3
3	1161C5	SPRING, GOVERNOR .....	0.2
4	1161C2	SPRING, THROTTLE RETURN .....	0.3
5		(6,7,8,9)	
	1161A5	CONTROL, THROTTLE/GOVERNOR ...	0.2
10	1161A8	LEVER, CONTROL .....	0.3
15	1161A2	BASE, CONTROL .....	0.3
34	4141E2	SHROUD, ENGINE :UPPER .....	0.5

Ref. No.	Part No.	Description	Reqd. QTY		Serial No.	Parts catalogue code
			GX 270 T	GX 270 T2		
1	16551-ZE2-000	ARM, GOVERNOR .....	1	1	-----	ES1,ES3,ES4,LH,LH2,LHB5,LJG,LP,LT,LW,LXE8,LXK,LXU,PX,PXE8,PXU,QA26,QAB3,QAG2,QBE1,QCT,QD,QH,QHB1,QHB2,QHB5,QHP1,QHT,QHT1,QHTN,QMH,QN,QP,QSE8,QT1,QTD,QTN,QX,QXCK,QXE8,QXE9,QXK,QXQ4,QXU,RA3,SD,SH,SH2,SHB2,SHKR,SJG,SN,SX,SXE,SXE8,SXQ4,SXU,VPK,VPX6,VS3,VS4,VSD3,VSD4,VSP,VX,VXE8,VXK,VXT1,VXU,VXU1
2	16555-ZE2-000	ROD, GOVERNOR .....	1	1	-----	ES1,ES3,ES4,LH,LH2,LHB5,LJG,LP,LT,LW,LXE8,LXK,LXU,PX,PXE8,PXU,QA26,QAB3,QAG2,QBE1,QCT,QD,QH,QHB1,QHB2,QHB5,QHP1,QHT,QHT1,QHTN,QMH,QN,QP,QSE8,QT1,QTD,QTN,QX,QXCK,QXE8,QXE9,QXK,QXQ4,QXU,RA3,SD,SH,SH2,SHB2,SHKR,SJG,SN,SX,SXE,SXE8,SXQ4,SXU,VKK,VMT,VPK,VPX6,VS3,VS4,VSD3,VSD4,VSP,VX,VXE8,VXK,VXT1,VXU,VXU1
3	16561-ZE2-000	SPRING, GOVERNOR(L=145.0MM) (WIRE DIAMETER 1.0MM)	1	-	-----	ES3,ES4,LH,LH2,LHB5,LP,LT,LW,LXE8,LXK,LXU,PX,PXE8,PXU,QA26,QAB3,QAG2,QBE1,QD,QH,QHB1,QHB5,QHP1,QMH,QN,QP,QSE8,QT1,QTD,QTN,QX,QXCK,QXE8,QXE9,QXK,QXQ4,QXU,RA3,SD,SH,SH2,SN,SX,SXE,SXE8,SXQ4,SXU,VKK,VS4,VSD3,VSD4,VSP,VX,VXE8,VXK,VXT1,VXU,VXU1
	16561-ZK9-800	SPRING, GOVERNOR .....	1	-	-----	VPK
	16561-ZE2-800	SPRING, GOVERNOR(L=142.0MM)	(1)	-	-----	VSD3,VSD4,VSP,VX,VXK,VXT1,VXU,VXU1
	16561-ZE2-000	SPRING, GOVERNOR(L=145.0MM) (WIRE DIAMETER 1.0MM)	-	1	-----	ES1,LH,LH2,LJG,PX,QBE1,QCT,QD,QH,QHB1,QHB2,QHB5,QHP1,QHT,QHT1,QHTN,QMH,QN,QP,QTD,QTN,QX,QXCK,QXE9,QXK,SD,SH,SH2,SN,SX,SXE,SXE8,SXQ4,SXU,VSP,VX,VXE8,VXK
	16561-ZK6-D70	SPRING, GOVERNOR .....	-	1	-----	VKK,VMT,VPX6,VS3,VS4,VSD4
	16561-ZE2-800	SPRING, GOVERNOR(L=142.0MM)	-	(1)	-----	VSP,VX,VXK
4	16562-ZE2-000	SPRING, THROTTLE RETURN .....	1	1	-----	ES1,ES3,ES4,LH,LH2,LHB5,LJG,LP,LT,LW,LXE8,LXK,LXU,PX,PXE8,PXU,QA26,QAB3,QAG2,QBE1,QCT,QD,QH,QHB1,QHB2,QHB5,QHP1,QHT,QHT1,QHTN,QMH,QN,QP,QSE8,QT1,QTD,QTN,QX,QXCK,QXE8,QXE9,QXK,QXQ4,QXU,RA3,SD,SH,SH2,SHB2,SHKR,SJG,SN,SX,SXE,SXE8,SXQ4,SXU,VKK,VPK,VPX6,VS4,VSD3,VSD4,VSP,VX,VXE8,VXK,VXT1,VXU,VXU1
	16562-ZE2-700	.....	-	1	-----	VMT,VS3

2

E-22

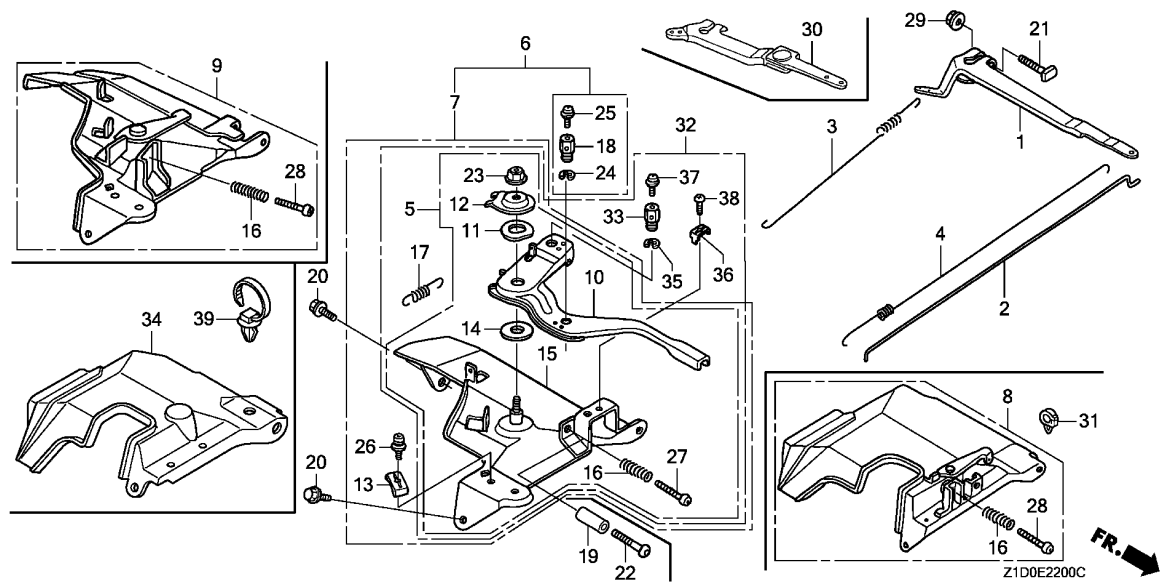
CONTROL(1)

Ref. No.	Part No.	Description	Reqd. QTY		Serial No.	Parts catalogue code
			GX 270 T	GX 270 T2		
5	16570-ZE2-W00 16500-Z5K-000	CONTROL ASSY. ....	1	-		PX,PXU,QD,SD,SN,VX,VXE8 PX,QD,SD,VX,VXE8
6	16570-ZE2-W10 16500-Z5K-800	CONTROL ASSY. (REMOTE) .....	1	-		LT,QTD LJG,QTD,SJG
7	16570-ZE2-W20  16500-Z5K-810	CONTROL ASSY. (REMOTE) .....	1	-		LH,LH2,LHB5,LP,LW,LXE8,LXK,LXU,PXE8,QA26,QAB3,QAG2,QH,QHB5,QHP1,QMH,QN,QP,QSE8,QT1,QTN,QX,QXCK,QXE8,QXE9,QXK,QXQ4,QXU,RA3,SH,SH2,SX,SXE8,SXQ4,SXU LH,LH2,QCT,QH,QHB5,QHP1,QHT,QHT1,QHTN,QMH,QN,QP,QTN,QX,QXCK,QXE9,QXK,SH,SX
8	16570-ZE2-701 16500-Z5K-880	CONTROL ASSY. ....	1	-		ES3,ES4,VKK,VPK,VS4,VSD3,VSD4 VKK,VMT,VPX6,VS3,VS4,VSD4
9	16570-ZE2-722 16570-ZE2-721  16570-ZE2-722 16500-Z5K-871	CONTROL ASSY. ....	1	-		VSP,VXK VXU1 1060424 VXT1,VXU 1060425 VXT1,VXU
10	16571-ZE2-W00  16571-Z1D-R60	LEVER, CONTROL .....	1	1		LH,LH2,LHB5,LJG,LP,LT,LW,LXE8,LXK,LXU,PX,PXE8,PXU,QA26,QAB3,QAG2,QBE1,QCT,QD,QH,QHB1,QHB5,QHP1,QHT,QHT1,QHTN,QMH,QN,QP,QSE8,QT1,QTD,QTN,QX,QXCK,QXE8,QXE9,QXK,QXQ4,QXU,RA3,SD,SH,SH2,SHKR,SJG,SN,SX,SXE,SXE8,SXQ4,SXU,VX,VXE8 QHB2,SHB2
11	16574-ZE1-000	SPRING, LEVER .....	1	1		LH,LH2,LHB5,LJG,LP,LT,LW,LXE8,LXK,LXU,PX,PXE8,PXU,QA26,QAB3,QAG2,QBE1,QCT,QD,QH,QHB1,QHB2,QHB5,QHP1,QHT,QHT1,QHTN,QMH,QN,QP,QSE8,QT1,QTD,QTN,QX,QXCK,QXE8,QXE9,QXK,QXQ4,QXU,RA3,SD,SH,SH2,SHB2,SHKR,SJG,SN,SX,SXE,SXE8,SXQ4,SXU,VX,VXE8
12	16575-ZE2-W00	WASHER, CONTROL LEVER .....	1	1		LH,LH2,LHB5,LJG,LP,LT,LW,LXE8,LXK,LXU,PX,PXE8,PXU,QA26,QAB3,QAG2,QBE1,QCT,QD,QH,QHB1,QHB2,QHB5,QHP1,QHT,QHT1,QHTN,QMH,QN,QP,QSE8,QT1,QTD,QTN,QX,QXCK,QXE8,QXE9,QXK,QXQ4,QXU,RA3,SD,SH,SH2,SHB2,SHKR,SJG,SN,SX,SXE,SXE8,SXQ4,SXU,VX,VXE8
13	16576-891-000	HOLDER, CABLE .....	1	1		LH,LH2,LHB5,LJG,LP,LT,LW,LXE8,LXK,LXU,PXE8,QA26,QAB3,QAG2,QCT,QH,QHB5,QHP1,QHT,QHT1,QHTN,QMH,QN,QP,QSE8,QT1,QTD,QTN,QX,QXCK,QXE8,QXE9,QXK,QXQ4,QXU,RA3,SH,SH2,SJG,SX,SXE,SXE8,SXQ4,SXU
14	16578-ZE1-000	SPACER, CONTROL LEVER .....	1	1		LH,LH2,LHB5,LJG,LP,LT,LW,LXE8,LXK,LXU,PX,PXE8,PXU,QA26,QAB3,QAG2,QBE1,QCT,QD,QH,QHB1,QHB2,QHB5,QHP1,QHT,QHT1,QHTN,QMH,QN,QP,QSE8,QT1,QTD,QTN,QX,QXCK,QXE8,QXE9,QXK,QXQ4,QXU,RA3,SD,SH,SH2,SHB2,SHKR,SJG,SN,SX,SXE,SXE8,SXQ4,SXU,VX,VXE8
15	16581-ZE2-W00  16580-Z5K-000	BASE COMP., CONTROL(###) .....	1	-		LH,LH2,LHB5,LP,LT,LW,LXE8,LXK,LXU,PX,PXE8,PXU,QA26,QAB3,QAG2,QBE1,QD,QH,QHB1,QHB5,QHP1,QMH,QN,QP,QSE8,QT1,QTD,QTN,QX,QXCK,QXE8,QXE9,QXK,QXQ4,QXU,RA3,SD,SH,SH2,SN,SX,SXE,SXE8,SXQ4,SXU,VX,VXE8
16	16584-883-300	SPRING, CONTROL ADJUSTING ...	1	1		LH,LH2,LJG,PX,QBE1,QCT,QD,QH,QHB1,QHB2,QHB5,QHP1,QHT,QHT1,QHTN,QMH,QN,QP,QTD,QTN,QX,QXCK,QXE9,QXK,SD,SH,SHB2,SHKR,SJG,SX,VX,VXE8
17	16592-883-310	SPRING, CABLE RETURN .....	1	1		ES1,ES3,ES4,LH,LH2,LHB5,LJG,LP,LT,LW,LXE8,LXK,LXU,PX,PXE8,PXU,QA26,QAB3,QAG2,QBE1,QCT,QD,QH,QHB1,QHB2,QHB5,QHP1,QHT,QHT1,QHTN,QMH,QN,QP,QSE8,QT1,QTD,QTN,QX,QXCK,QXE8,QXE9,QXK,QXQ4,QXU,RA3,SD,SH,SH2,SHB2,SHKR,SJG,SN,SX,SXE,SXE8,SXQ4,SXU,VX,VXE8,VXK,VXT1,VXU,VXU1
18	16594-883-010	HOLDER, WIRE .....	1	1		LH,LH2,LHB5,LJG,LP,LT,LW,LXE8,LXK,LXU,PXE8,QA26,QAB3,QAG2,QBE1,QCT,QH,QHB1,QHB2,QHB5,QHP1,QHT,QHT1,QHTN,QMH,QN,QP,QSE8,QT1,QTD,QTN,QX,QXCK,QXE8,QXE9,QXK,QXQ4,QXU,RA3,SH,SH2,SHB2,SHKR,SJG,SX,SXE,SXE8,SXQ4,SXU
19	16599-ZG1-M10	COLLAR, STOPPER .....	(1)	(1)		LJG,LT,QTD,SJG QHB1,QHB2,QXQ4,SHB2,SHKR,SXQ4,VPK,VPX6,VSD3,VSD4,VXE8



E-22

CONTROL(1)

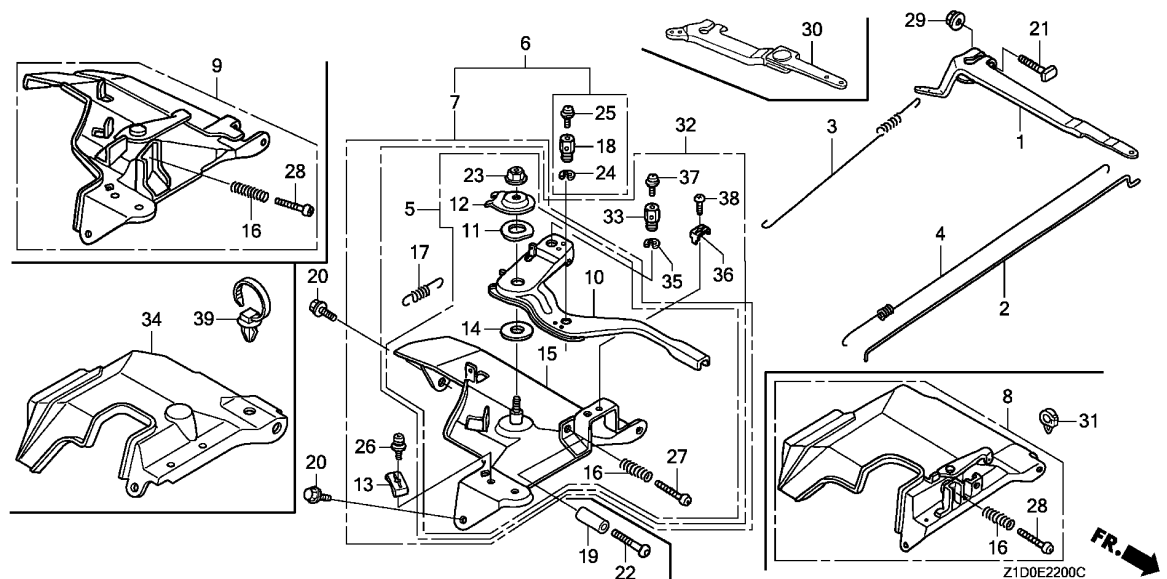


Ref. No.	Part No.	Description	Reqd. QTY		Serial No.	Parts catalogue code
			GX 270 T	GX 270 T2		
20	90013-883-000	BOLT, FLANGE, 6X12(CT200) ...	2	2	-----	ES1,ES3,ES4,LH,LH2,LHB5,LJG,LP,LT,LW,LXE8,LXK,LXU,PX,PXE8,PXU,QA26,QAB3,QAG2,QBE1,QCT,QD,QH,QHB1,QHB2,QHB5,QHP1,QHT,QHT1,QHTN,QMH,QN,QP,QSE8,QT1,QTD,QTN,QX,QXCK,QXE8,QXE9,QXK,QXQ4,QXU,RA3,SD,SH,SH2,SHB2,SHKR,SJG,SN,SX,SXE,SXE8,SXQ4,SXU,VKK,VMT,VPK,VPX6,VS3,VS4,VSD3,VSD4,VSP,VX,VXE8,VXK,VXT1,VXU,VXU1
			-	3	-----	VZKK
21	90015-ZE5-010 90015-Z5T-000	BOLT, GOVERNOR ARM .....	1	-	-----	ES1,LH,LH2,LJG,PX,QBE1,QCT,QD,QH,QHB1,QHB2,QHB5,QHP1,QHT,QHT1,QHTN,QMH,QN,QP,QTD,QTN,QX,QXCK,QXE9,QXK,SD,SH,SHB2,SHKR,SJG,SX,VKK,VMT,VPX6,VS3,VS4,VSD4,VSP,VX,VXE8,VXK
22	90016-ZG9-N30	SCREW, RECESSED, 5X25 .....	(1)	(1)	-----	QHB1,QHB2,QXQ4,SHB2,SHKR,SXQ4,VPK,VPX6,VSD3,VSD4,VXE8
23	90114-SA0-000	NUT, SELF-LOCK, 6MM .....	1	1	-----	LH,LH2,LHB5,LJG,LP,LT,LW,LXE8,LXK,LXU,PX,PXE8,PXU,QA26,QAB3,QAG2,QBE1,QCT,QD,QH,QHB1,QHB2,QHB5,QHP1,QHT,QHT1,QHTN,QMH,QN,QP,QSE8,QT1,QTD,QTN,QX,QXCK,QXE8,QXE9,QXK,QXQ4,QXU,RA3,SD,SH,SH2,SHB2,SHKR,SJG,SN,SX,SXE,SXE8,SXQ4,SXU,VX,VXE8
24	90605-230-000	CIRCLIP, 5MM .....	1	1	-----	LJG,LT,QTD,SJG
25	93500-04006-0H	SCREW, PAN, 4X6 .....	1	1	-----	LJG,LT,QTD,SJG
26	93500-05016-0A	SCREW, PAN, 5X16 .....	1	1	-----	LH,LH2,LHB5,LJG,LP,LT,LW,LXE8,LXK,LXU,PXE8,QA26,QAB3,QAG2,QCT,QH,QHB5,QHP1,QHT,QHT1,QHTN,QMH,QN,QP,QSE8,QT1,QTD,QTN,QX,QXCK,QXE8,QXE9,QXK,QXQ4,QXU,RA3,SH,SH2,SJG,SX,SXE,SXE8,SXQ4,SXU
27	93500-05028-0A	SCREW, PAN, 5X28 .....	1	1	-----	LH,LH2,LHB5,LJG,LP,LT,LW,LXE8,LXK,LXU,PX,PXE8,PXU,QA26,QAB3,QAG2,QBE1,QCT,QD,QH,QHB1,QHB2,QHB5,QHP1,QHT,QHT1,QHTN,QMH,QN,QP,QSE8,QT1,QTD,QTN,QX,QXCK,QXE8,QXE9,QXK,QXQ4,QXU,RA3,SD,SH,SH2,SHB2,SHKR,SJG,SN,SX,SXE,SXE8,SXQ4,SXU,VX,VXE8
28	93500-05035-0A	SCREW, PAN, 5X35 .....	1	1	-----	ES1,ES3,ES4,VKK,VMT,VPK,VPX6,VS3,VS4,VSD3,VSD4,VSP,VXK,VXT1,VXU,VXU1

2

# E-22

# CONTROL(1)



Ref. No.	Part No.	Description	Reqd. QTY		Serial No.	Parts catalogue code
			GX 270 T	GX 270 T2		
29	94050-06000	NUT, FLANGE, 6MM .....	1	1	-----	ES1,ES3,ES4,LH,LH2,LHB5,LJG,LP,LT,LW,LXE8,LXK,LXU,PX,PXE8,PXU,QA26,QAB3,QAG2,QBE1,QCT,QD,QH,QHB1,QHB2,QHB5,QHP1,QHT,QHT1,QHTN,QMH,QN,QP,QSE8,QT1,QTD,QTN,QX,QXCK,QXE8,QXE9,QXK,QXQ4,QXU,RA3,SD,SH,SH2,SHB2,SHKR,SJG,SN,SX,SXE,SXE8,SXQ4,SXU,VKK,VMT,VPK,VPX6,VS3,VS4,VSD3,VSD4,VSP,VX,VXE8,VXK,VXT1,VXU,VXU1
30	16550-ZE2-700	ARM COMP., GOVERNOR .....	1	1	-----	VKK,VMT
31	90650-SD9-003	CLIP, WIRE HARNESS .....	1	1	-----	ES3,ES4,VMT,VS3,VS4
32	16570-ZE2-W50	CONTROL ASSY.(REMOTE) .....	1	-	-----	QBE1,QHB1
	16500-Z5K-830	.....	-	1	-----	QBE1,QHB1,SHKR
	16500-Z1D-R60	CONTROL ASSY. ....	-	1	-----	QHB2,SHB2
33	16594-883-010	HOLDER, WIRE .....	1	1	-----	QBE1,QHB1,QHB2,SHB2,SHKR
34	19630-ZBC-W00	SHROUD COMP., UPPER .....	-	1	-----	VZKK
35	90605-230-000	CIRCLIP, 5MM .....	1	1	-----	QBE1,QHB1,QHB2,SHB2,SHKR
36	16576-891-000	HOLDER, CABLE .....	1	1	-----	QBE1,QHB1,QHB2,SHB2,SHKR
37	93500-04006-OH	SCREW, PAN, 4X6 .....	1	1	-----	QBE1,QHB1,QHB2,SHB2,SHKR
38	93500-05016-0A	SCREW, PAN, 5X16 .....	1	1	-----	QBE1,QHB1,QHB2,SHB2,SHKR
39	91541-S0A-003	CLIP, HARNESS BAND(BLACK) (145MM) .....	-	1	-----	VZKK

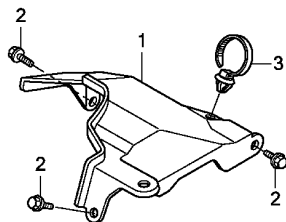


E-22-1

CONTROL(2)

Ref. No.	L.O.N.	(Relative ref. Number) Description	F.R.T.
----------	--------	------------------------------------	--------

1	4141E2	SHROUD, ENGINE :UPPER .....	0.5
---	--------	-----------------------------	-----

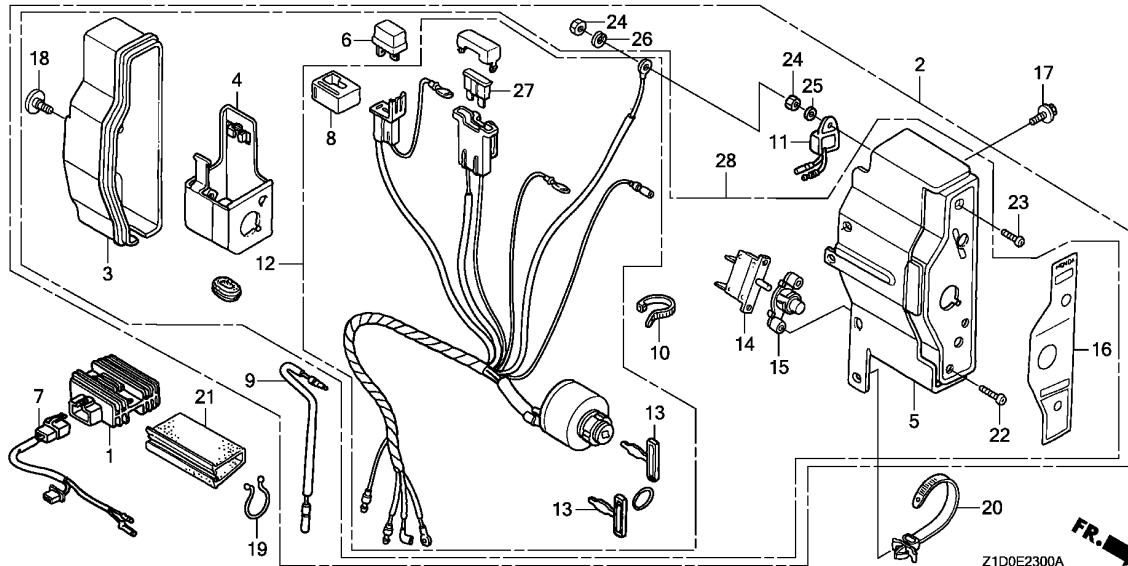


Z1D0E2201

Ref. No.	Part No.	Description	Reqd. QTY		Serial No.	Parts catalogue code
			GX 270 T	GX 270 T2		
1	19630-Z5K-W00	SHROUD COMP., UPPER .....	-	1	-----	SZAX
2	90013-883-000	BOLT, FLANGE, 6X12(CT200) ...	-	3	-----	SZAX
3	91541-S0A-003	CLIP, HARNESS BAND(BLACK) (145MM)	-	1	-----	SZAX

# E-23

# CONTROL BOX



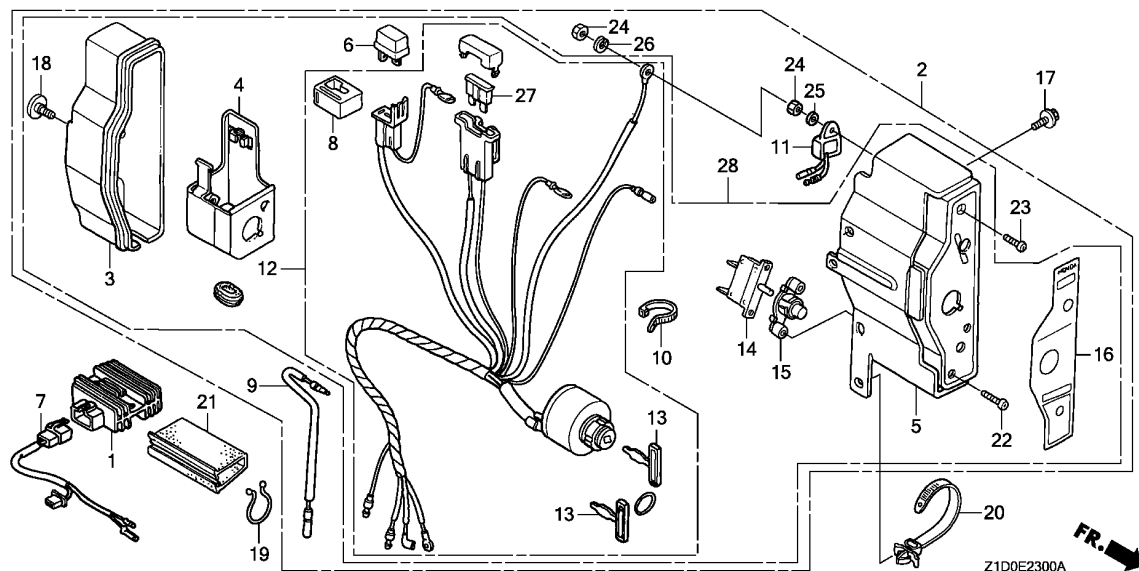
Ref. No.	L.O.N.	(Relative ref. Number) Description	F.R.T.
1	6131B7	RECTIFIER, REGULATOR	0.2
2		(28)	
2	6221N7	BOX, ENGINE CONTROL	0.1
5	6151K5	PANEL, ENGINE CONTROL	0.2
6	6131B8	RECTIFIER, SILICON	0.1
7	6111D3	HARNESS, SUB WIRE	0.2
11	6151K4	ALERT UNIT, ENGINE CONTROL OIL	0.2
12	6151E1	SWITCH, COMBINATION	0.2
14	6221D4	PROTECTOR, CIRCUIT	0.2
27	8121A7	FUSE, BLADE	0.1

Ref. No.	Part No.	Description	Reqd. QTY		Serial No.	Parts catalogue code
			GX 270 T	GX 270 T2		
1	31600-ZE2-861	RECTIFIER ASSY., REGULATOR (10A)	1	-	----- QSE8	
2	31610-ZE2-834ZE	BOX ASSY., CONTROL(EXP-ALERT) *R280*	1	-	----- LXE8,PXE8,QXE8,QXE9,SXE,SXE8	
	31610-Z5J-811ZA	BOX ASSY., CONTROL(EXTERNAL) *R280*	1	-	----- QBE1	
	31610-ZE2-874ZD	BOX ASSY., CONTROL(10A) *R280*	1	-	----- QSE8	
	31610-Z5K-802ZA	BOX ASSY., CONTROL(EXP-ALERT) *R280*	1	-	----- VXE8	
	31610-Z5K-802ZB	*NH1*	1	-	----- VXE8	
3	31612-ZE2-003	CASE, CONTROL	1	1	----- LXE8,PXE8,QBE1,QSE8,QXE8,QXE9,SXE,SXE8,VXE8	
4	31614-ZE2-003	BRACKET, CASE MOUNTING	1	1	----- LXE8,PXE8,QBE1,QSE8,QXE8,QXE9,SXE,SXE8,VXE8	
5	31615-ZE2-003ZG	PANEL COMP., CONTROL *R280*	1	1	----- LXE8,PXE8,QBE1,QSE8,QXE8,QXE9,SXE,SXE8,VXE8	
	31615-ZE2-003ZA	*NH1*	1	1	----- VXE8	
6	31700-124-008	RECTIFIER ASSY., SILICON (SHINDENGEN)	1	1	----- LXE8,PXE8,QBE1,QXE8,QXE9,SXE,SXE8,VXE8	
7	32110-ZE2-860	HARNESS ASSY., SUB WIRE	1	-	----- QSE8	
8	32127-738-700	SUSPENSION, COUPLER	1	1	----- LXE8,PXE8,QBE1,QXE8,QXE9,SXE,SXE8,VXE8	
9	32197-ZE1-003	HARNESS, SUB WIRE	1	-	----- LXE8,PXE8,QSE8,QXE8,QXE9,SXE,SXE8,VXE8	
10	32902-892-003	BAND	1	1	----- LXE8,PXE8,QBE1,QSE8,QXE8,QXE9,SXE,SXE8,VXE8	
11	34150-ZH7-003	ALERT UNIT, OIL	1	-	----- LXE8,PXE8,QSE8,QXE8,SXE8	
	34150-ZH7-013		1	-	----- QXE9,SXE,VXE8	
12	35100-ZE2-023	SWITCH ASSY., COMBINATION	1	-	----- LXE8,PXE8,QXE8,SXE8	
	35100-ZE2-033		1	-	----- QBE1,QXE9,SXE,VXE8	



E-23

CONTROL BOX

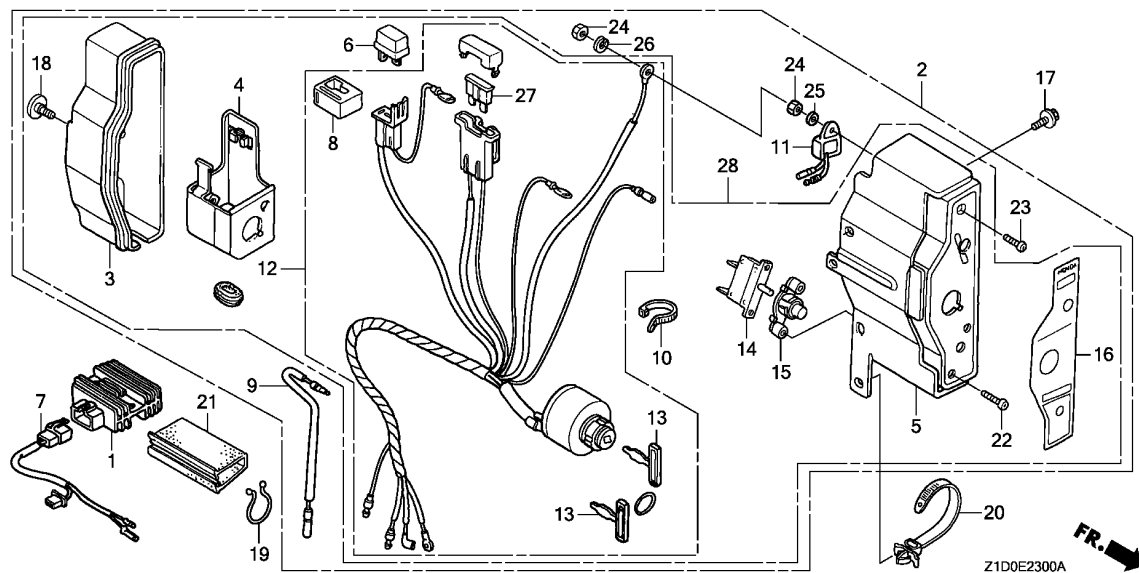


2

Ref. No.	Part No.	Description	Reqd. QTY		Serial No.	Parts catalogue code
			GX 270 T	GX 270 T2		
12)	35100-ZE2-862	SWITCH ASSY., COMBINATION (10A-CHARGE)	1	-	----- QSE8	
	35100-Z5T-811	SWITCH ASSY., COMBINATION	-	1	----- QBE1,QXE9,VXE8	
	13	35111-880-013 KEY COMP.(HONDA LOCK)	2	2	----- LXE8,PXE8,QBE1,QSE8,QXE8,QXE9,SXE,SXE8,VXE8	
	14	38240-VA3-900 PROTECTOR, CIRCUIT(1.0A)	1	1	----- LXE8,PXE8,QBE1,QXE8,QXE9,SXE,SXE8,VXE8	
	15	38250-ZA8-701 LENS ASSY., PROTECTOR	1	1	----- LXE8,PXE8,QBE1,QXE8,QXE9,SXE,SXE8,VXE8	
	16	87529-ZE2-812 MARK, CONTROL BOX(EXP)	1	1	----- LXE8,PXE8,QXE8,QXE9,SXE,SXE8	
	87529-Z4T-840	MARK, CONTROL BOX(EXTERNAL)	1	1	----- QBE1,VXE8	
	87529-ZE2-861	MARK, CONTROL BOX (EXTERNAL-REGULATOR)	1	-	----- QSE8	
	17	90013-883-000 BOLT, FLANGE, 6X12(CT200)	2	2	----- LXE8,PXE8,QBE1,QSE8,QXE8,QXE9,SXE,SXE8,VXE8	
	18	90380-MA6-010 SCREW, SPECIAL, 6X12	1	1	----- LXE8,PXE8,QBE1,QSE8,QXE8,QXE9,SXE,SXE8,VXE8	
	19	90630-751-000 CLIP, PURSE LOCK	1	1	----- LXE8,PXE8,QBE1,QSE8,QXE8,QXE9,SXE,SXE8,VXE8	
	20	90672-SA0-003 STRAP, CABLE, 118MM(BLACK)	1	1	----- LXE8,PXE8,QBE1,QSE8,QXE8,QXE9,SXE,SXE8,VXE8	
	21	91406-ZE2-003 TUBE, FASTENER, 30MM	1	1	----- LXE8,PXE8,QBE1,QSE8,QXE8,QXE9,SXE,SXE8,VXE8	
	22	93500-03012-0H SCREW, PAN, 3X12	2	2	----- LXE8,PXE8,QBE1,QXE8,QXE9,SXE,SXE8,VXE8	
	23	93500-04012-0H SCREW, PAN, 4X12	1	-	----- LXE8,PXE8,QBE1,QSE8,QXE8,QXE9,SXE,SXE8,VXE8	
	24	94001-04390-0S NUT, HEX., 4MM	2	-	----- LXE8,PXE8,QSE8,QXE8,QXE9,SXE,SXE8,VXE8	
			1	-	----- QBE1	
	25	94101-04800 WASHER, PLAIN, 4MM	1	-	----- LXE8,PXE8,QSE8,QXE8,QXE9,SXE,SXE8,VXE8	
	26	94111-04800 WASHER, SPRING, 4MM	1	-	----- LXE8,PXE8,QBE1,QSE8,QXE8,QXE9,SXE,SXE8,VXE8	
	27	98200-30500 FUSE, BLADE(5A)	1	1	----- LXE8,PXE8,QBE1,QXE8,QXE9,SXE,SXE8,VXE8	
		98200-31500 FUSE, BLADE(15A)	1	-	----- QSE8	
	28	31610-Z5K-811ZB BOX ASSY., CONTROL(EXP-ALERT)	-	1	----- QBE1,VXE8	
		*R280*.....POWER RED	-	1	----- QXE9	
	31610-Z5K-851ZB	*R280*.....POWER RED	-	1	----- QXE9	

E-23

CONTROL BOX



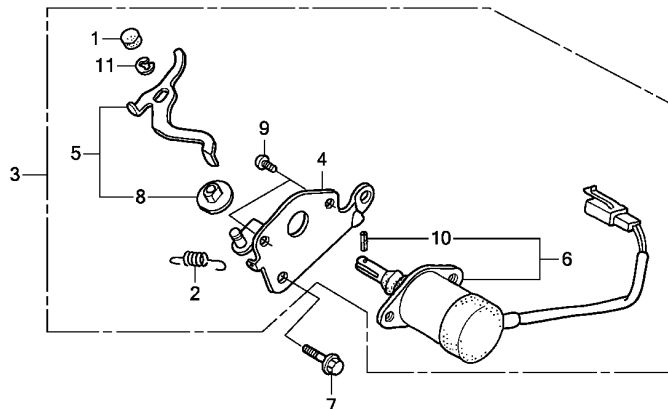
Ref. No.	Part No.	Description	Reqd. QTY		Serial No.	Parts catalogue code
			GX 270 T	GX 270 T2		

28)	31610-Z5K-811ZA	BOX ASSY., CONTROL(EXP-ALERT) *NH1*.....BLACK	-	1	-----	VXE8
-----	-----------------	--	---	---	-------	------



**E-23-20**

**AUTO THROTTLE**



Z1D0E2320 **FR.** →

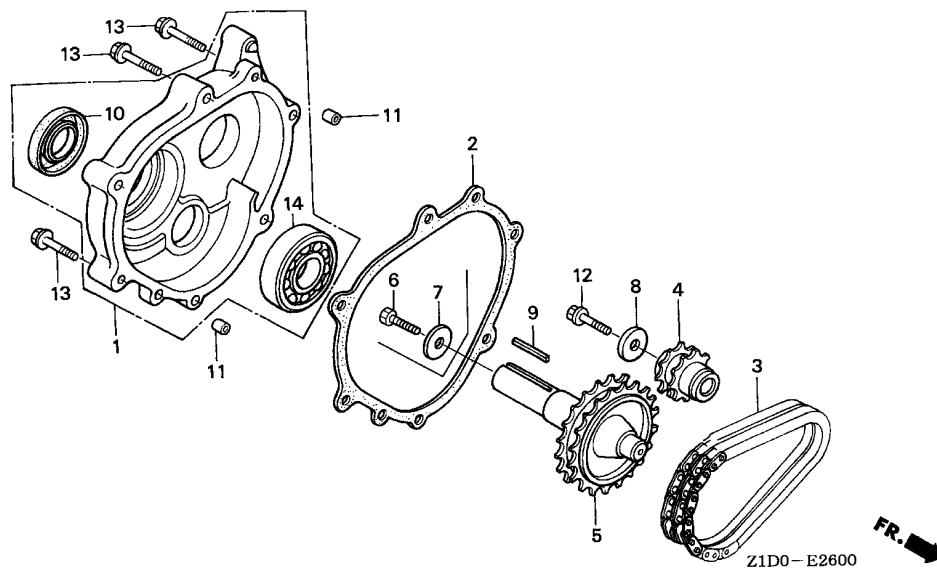
Ref. No.	L.O.N.	(Relative ref. Number) Description	F.R.T.
2	8101Q9	SPRING, CHOKE RETURN .....	0.2
3	8101S8	THROTTLE, AUTO .....	0.2
6	6211C5	SOLENOID, AUTO THROTTLE .....	0.3

**2**

Ref. No.	Part No.	Description	Reqd. QTY		Serial No.	Parts catalogue code
			GX 270 T	GX 270 T2		
1	16252-ZA1-010	CAP, CHOKE LEVER .....	-	1	-----	VMT
2	16268-893-000	SPRING, CHOKE RETURN .....	-	1	-----	VMT
3	16270-ZB4-010	AUTO-THROTTLE ASSY. ....	-	1	-----	VMT
4	16271-ZB4-000	STAY, SOLENOID THROTTLE .....	-	1	-----	VMT
5	16273-ZB4-000	LEVER COMP., SOLENOID THROTTLE	-	1	-----	VMT
6	36160-ZB4-013	SOLENOID ASSY. ....	-	1	-----	VMT
7	90013-883-000	BOLT, FLANGE, 6X12(CT200) ...	-	1	-----	VMT
8	91502-ZB4-701	BUSH, AUTO-THROTTLE LEVER ...	-	1	-----	VMT
9	93500-05008-0A	SCREW, PAN, 5X8 .....	-	2	-----	VMT
10	94305-20062	PIN, SPRING, 2X6 .....	-	1	-----	VMT
11	94540-04018	E-RING, 4MM .....	-	1	-----	VMT

E-26

REDUCTION(1/2)



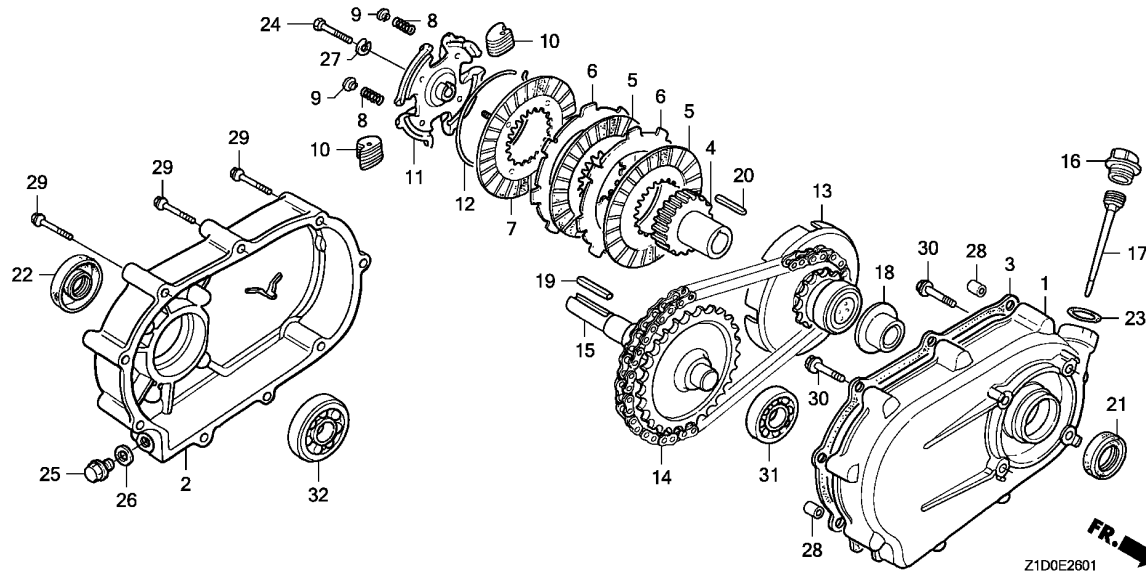
Ref. No.	L.O.N.	(Relative ref. Number) Description	F.R.T.
1	(2)	CHAIN CASE COVER AND/OR	
		PACKING(L-TYPE) .....	0.2
3	2141W2	CHAIN, POWER TAKE OFF DRIVE (L-TYPE) .....	0.2
4	2141X0	SPROCKET, POWER TAKE OFF DRIVE CHAIN(L-TYPE) .....	0.2
5	2141V7	SHAFT, POWER TAKE OFF(L-TYPE)	0.2
10	2141X3	OIL SEAL, POWER TAKE OFF SHAFT (L-TYPE) :REAR .....	0.3
14	2141X8	BEARING, POWER TAKE OFF SHAFT (L-TYPE) :REAR .....	0.4

Ref. No.	Part No.	Description	Reqd. QTY		Serial No.	Parts catalogue code
			GX 270	GX 270		
1	11500-ZE2-610	COVER ASSY., CHAIN CASE .....	1	1	-----	LH,LH2,LHB5,LP,LW,LXE8,LXK,LXU
	11500-ZK2-800	.....	1	-	-----	LT
	11500-Z8S-610	.....	-	1	-----	LJG
2	11521-ZE2-800	PACKING, CHAIN CASE COVER ...	1	1	-----	LH,LH2,LHB5,LJG,LP,LT,LW,LXE8,LXK,LXU
3	14411-ZE2-611	CHAIN, P.T.O. DRIVE .....	1	1	-----	LH,LH2,LHB5,LJG,LP,LT,LW,LXE8,LXK,LXU
4	23110-ZE2-610	SPROCKET, DRIVE(14T) .....	1	1	-----	LH,LH2,LHB5,LJG,LP,LT,LW,LXE8,LXK,LXU
5	23710-ZE2-610	SHAFT, P.T.O.(28T) .....	1	1	-----	LH,LH2,LHB5,LJG,LP,LW,LXE8,LXK,LXU
	23710-ZK2-800	.....	1	-	-----	LT
6	90003-ZE3-600	BOLT, HEX., 3/8-24UNF(25MM) ..	1	-	-----	LT
7	90471-ZE3-000	WASHER, 10.5X40X4 .....	1	-	-----	LT
8	90473-842-000	WASHER, 8MM .....	1	1	-----	LH,LH2,LHB5,LJG,LP,LT,LW,LXE8,LXK,LXU
9	90741-805-000	KEY, 7X7X33 .....	1	1	-----	LH,LH2,LHB5,LP,LW,LXE8,LXK,LXU
	90741-889-810	KEY, 7X7X33(YELLOW)(O.S.) ...	(1)	(1)	-----	LH,LH2,LHB5,LP,LW,LXE8,LXK,LXU
	90745-ZK2-800	KEY, 6.3X6.3X33 .....	1	-	-----	LT
10	91201-890-003	OIL SEAL, 30X46X8 .....	1	1	-----	LH,LH2,LHB5,LP,LT,LW,LXE8,LXK,LXU
	91201-Z1D-003	OIL SEAL, 30X46X8(NOK ASIA) ..	-	1	-----	LJG
11	94301-08140	DOWEL PIN, 8X14 .....	2	2	-----	LH,LH2,LHB5,LJG,LP,LT,LW,LXE8,LXK,LXU
12	95701-08025-00	BOLT, FLANGE, 8X25 .....	1	1	-----	LH,LH2,LHB5,LJG,LP,LT,LW,LXE8,LXK,LXU
13	95701-08040-00	BOLT, FLANGE, 8X40 .....	6	6	-----	LH,LH2,LHB5,LJG,LP,LT,LW,LXE8,LXK,LXU
14	96100-62060-00	BEARING, RADIAL BALL, 6206 ..	1	1	-----	LH,LH2,LHB5,LJG,LP,LT,LW,LXE8,LXK,LXU



# E-26-1

# REDUCTION(1/2)(CLUTCH)

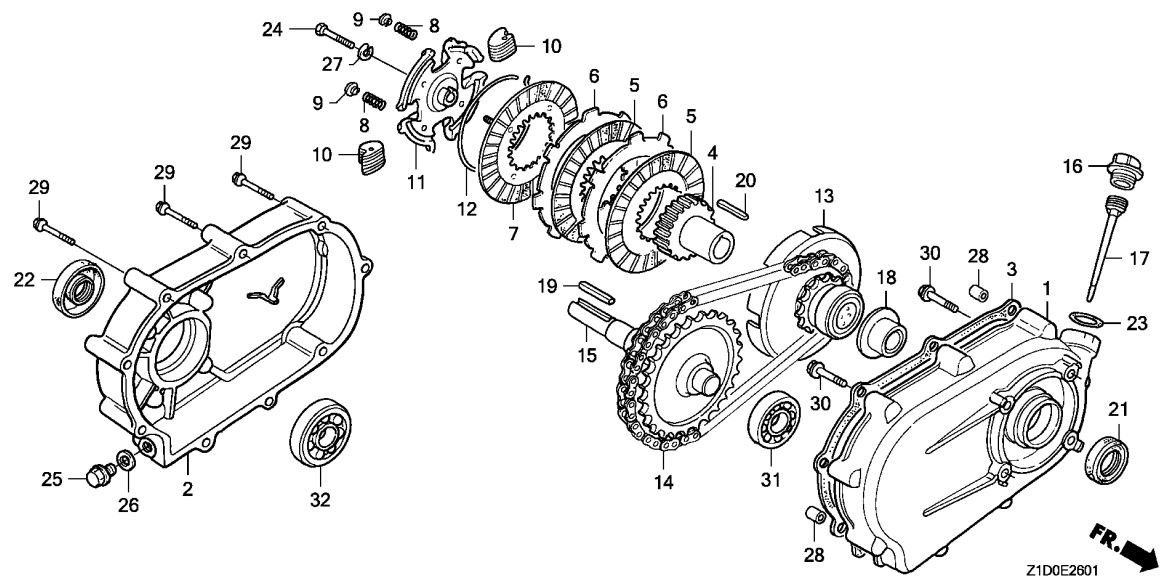


Ref. No.	L.O.N.	(Relative ref. Number) Description	F.R.T.
1	2141Y6	CASE, REDUCTION(R-TYPE) .....	0.4
2	2141W7	REDUCTION COVER AND/OR PACKING (R-TYPE) .....	0.3
3	2141R2	PACKING, REDUCTION COVER .....	0.2
5	2141Z0	DISC, REDUCTION CLUTCH FRICTION .....	0.2
6	2141Z1	PLATE, REDUCTION CLUTCH .....	0.2
7	2141Z2	PLATE, REDUCTION CLUTCH PRESSURE .....	0.2
11	2121F5	HOLDER, CLUTCH WEIGHT .....	0.2
14	2141W3	CHAIN, POWER TAKE OFF DRIVE (R-TYPE) .....	0.3
15	2141V8	SHAFT, POWER TAKE OFF(R-TYPE) .....	0.3
21	2141AB	OIL SEAL, REDUCTION CASE .....	0.3
22	2141X4	OIL SEAL, POWER TAKE OFF SHAFT (R-TYPE) :REAR .....	0.2
31	2141Y5	BEARING, POWER TAKE OFF SHAFT (R-TYPE) :FRONT .....	0.4
32	2141X9	BEARING, POWER TAKE OFF SHAFT (R-TYPE) :REAR .....	0.3

Ref. No.	Part No.	Description	Reqd. QTY		Serial No.	Parts catalogue code
			GX 270 T	GX 270 T2		
1	21510-889-750	CASE, REDUCTION .....	1	-	-----	RA3
2	21610-889-750	COVER, REDUCTION .....	1	-	-----	RA3
3	21691-889-750	PACKING, REDUCTION COVER .....	1	-	-----	RA3
	21691-27B-701	PACKING, REDUCTION COVER (NINGBO SIL GASKET) .....	1	-	-----	RA3
4	22121-889-750	CENTER, CLUTCH(28T) .....	1	-	-----	RA3
5	22201-822-610	DISK, CLUTCH FRICTION .....	2	-	-----	RA3
6	22311-822-610	PLATE, CLUTCH .....	2	-	-----	RA3
7	22350-822-610	PLATE COMP., CLUTCH PRESSURE .....	1	-	-----	RA3
8	22411-822-611	SPRING, CLUTCH FREE .....	4	-	-----	RA3
9	22421-822-610	HOLDER, CLUTCH SPRING .....	4	-	-----	RA3
10	22521-822-610	WEIGHT, CLUTCH .....	48	-	-----	RA3
11	22531-889-750	HOLDER, CLUTCH WEIGHT .....	1	-	-----	RA3
12	22535-822-610	CENTER, CLUTCH WEIGHT .....	1	-	-----	RA3
13	23120-889-750	SPROCKET COMP., DRIVE(14T) ..	1	-	-----	RA3
14	23161-822-611	CHAIN, DRIVE(RK428SH-36LE) ..	1	-	-----	RA3
15	23711-822-610	SHAFT COMP., P.T.O.(28T) .....	1	-	-----	RA3
16	25620-805-612	CAP, REDUCTION OIL(GRAY) .....	1	-	-----	RA3
17	25651-889-750	GAUGE, OIL LEVEL .....	1	-	-----	RA3
18	90403-889-000	WASHER, THRUST, 25MM .....	1	-	-----	RA3
19	90741-805-000	KEY, 7X7X33 .....	1	-	-----	RA3
	90741-889-810	KEY, 7X7X33(YELLOW)(O.S.) ..	(1)	-	-----	RA3
20	90741-889-000	KEY, CLUTCH CENTER .....	1	-	-----	RA3
21	91201-890-003	OIL SEAL, 30X46X8 .....	1	-	-----	RA3
22	91202-22F-801	OIL SEAL, 30X50X7 .....	1	-	-----	RA3

# E-26-1

# REDUCTION(1/2)(CLUTCH)

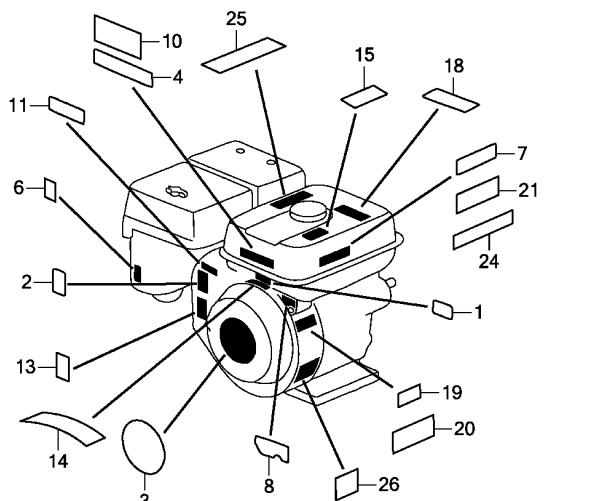
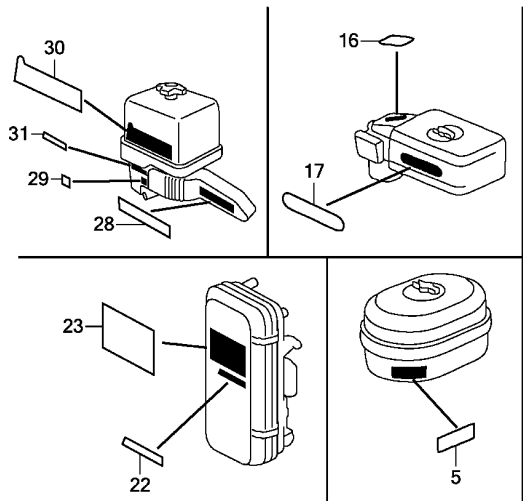


Ref. No.	Part No.	Description	Reqd. QTY		Serial No.	Parts catalogue code
			GX 270 T	GX 270 T2		
23	91301-805-000	O-RING, 26X2.7 .....	1	-	-----	RA3
24	92101-08035-0A	BOLT, HEX., 8X35 .....	1	-	-----	RA3
25	92800-12000	BOLT, DRAIN PLUG, 12MM .....	1	-	-----	RA3
26	94109-12000	WASHER, DRAIN PLUG, 12MM .....	1	-	-----	RA3
27	94111-08800	WASHER, SPRING, 8MM .....	1	-	-----	RA3
28	94301-08140	DOWEL PIN, 8X14 .....	2	-	-----	RA3
29	95701-06050-08	BOLT, FLANGE, 6X50 .....	9	-	-----	RA3
30	95701-08032-08	BOLT, FLANGE, 8X32 .....	4	-	-----	RA3
31	96100-62050-00	BEARING, RADIAL BALL, 6205 ..	1	-	-----	RA3
32	96100-62060-00	BEARING, RADIAL BALL, 6206 ..	1	-	-----	RA3



E-28

LABEL



Z1D0E2800J

Ref. L.O.N. (Relative ref. Number) F.R.T.  
No. Description

NO INFORMATION .....

Ref. No.	Part No.	Description	Reqd. QTY		Serial No.	Parts catalogue code
			GX 270 T	GX 270 T2		
1	87135-ZE2-020	LABEL, E-SPEC(15.5X27.5)	....	1	-	LH,LHB5,LP,LT,LW,LXE8,LXU,PX,PXE8,PXU,QAB3,QD,QH,QHB5,QHP1,QMH,QP,QSE8,QT1,QX,QXE8,QXU,SD,SH,SN,SX,SXE8,SXU,VX,VXU,VXU1
2	87135-ZE2-020	LABEL, E-SPEC(15.5X27.5)	....	1	-	VSD3,VXT1
3	87521-ZH9-040	EMBLEM(GX270)	.....	1	-	LH2,QBE1,QHB1,QN,QTN,QXCK,QXE9,RA3,SH2,SXE,VKK,VPK,VXE8
	87521-ZH9-030	EMBLEM(GX270 9.0)	.....	1	-	LXE8,LXU,PXE8,PXU,QA26,QAG2,QSE8,QXE8,QXQ4,QXU,SXE8,SXQ4,SXU,VXU1
	87521-ZH9-040	EMBLEM(GX270)	.....	1	1092598	LH,LHB5,LP,LT,LW,LXK,PX,QAB3,QD,QH,QHB5,QHP1,QMH,QP,QT1,QT1,QTD,QX,QXK,SD,SH,SN,SX,VSD3,VSD4,VSP,VX,VXK,VXT1,VXU
	87521-ZH9-040	EMBLEM(GX270)	.....	1	1092599	LH,LHB5,LP,LT,LW,LXK,PX,QAB3,QD,QH,QHB5,QHP1,QMH,QP,QT1,QT1,QTD,QX,QXK,SD,SH,SN,SX,VSD3,VSD4,VSP,VX,VXK,VXT1,VXU
	87521-Z5K-000	.....	.....	-	1	LH,LH2,LJG,PX,QBE1,QCT,QD,QH,QHB1,QHB2,QHB5,QHP1,QHT,QHT1,QHTN,QMH,QN,QP,QT1,QTN,QX,QXCK,QXE9,QXK,SD,SH,SHB2,SHKR,SJG,SX,VKK,VMT,VPX6,VSD4,VSP,VX,VXE8,VXK
4	87522-Z0T-800	LABEL, CAUTION	.....	1	-	LH,LHB5,LP,LW,LXE8,LXU,PX,PXE8,PXU,QA26,QAB3,QAG2,QD,QH,QHB5,QHP1,QMH,QN,QP,QSE8,QX,QXCK,QXE8,QXE9,QXK,QXU,SD,SH,SN,SX,SXE,SXE8,SXU,VX,VXU,VXU1
	87522-Z0T-810	LABEL, CAUTION(THAI)	.....	1	-	LT,QT1,QTD,QTN
5	87524-Z0T-800	MARK, AIR CLEANER CAUTION (OIL BATH)	.....	1	1	LP,LT,LW,QP,QT1,QTD,QTN
6	87528-Z0T-800	MARK, CHOKE(THAI)	.....	1	1	LT,QCT,QHT,QHT1,QT1,QTD,QTN
	87528-ZE2-810	MARK, CHOKE(ORANGE)	.....	1	-	LH,LH2,LHB5,LP,LW,LXE8,LXU,PX,PXE8,PXU,QA26,QAB3,QAG2,QD,QH,QHB5,QHP1,QMH,QN,QP,QSE8,QX,QXCK,QXE8,QXE9,QXK,QXU,SD,SH,SH2,SN,SX,SXE,SXE8,SXU,VX,VXK,VXT1,VXU,VXU1
	87528-ZH7-000	MARK, CHOKE(GRAY)	.....	1	-	LXK,QBE1,QHB1,RA3,VSP,VXE8
	87528-ZF6-W40	MARK, CHOKE(BLACK)	.....	1	-	QXQ4,SXQ4
	87528-Z5T-000	MARK, CHOKE	.....	-	1	ES1,LH,LH2,LJG,PX,QBE1,QD,QH,QHB1,QHB2,QHB5,QHP1,QHTN,QMH,QN,QP,QX,QXCK,QXE9,QXK,SD,SH,SHB2,SHKR,SJG,SX,VSP,VX,VXE8,VXK
7	87532-ZH8-810	MARK, OIL ALERT(ENGLISH)	....	1	-	LXE8,LXU,PX,PXE8,PXU,QA26,QAB3,QAG2,QSE8,QX,QXCK,QXE8,QXK,QXU,SX,SXE8,SXU,VX,VXK,VXU,VXU1
8	87532-ZH9-W41	MARK, ENGINE SWITCH	.....	1	1	VSD3,VSD4

## E-28

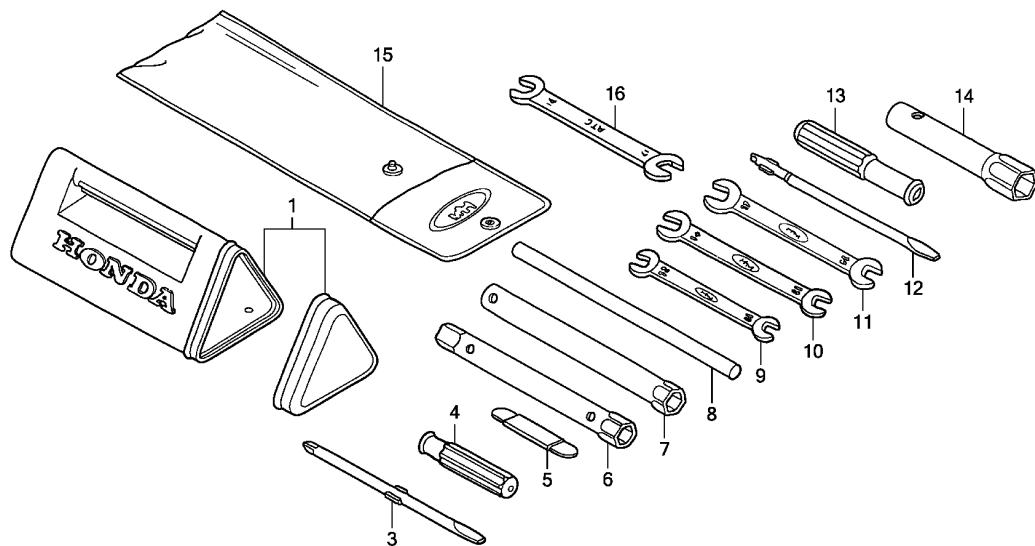
## LABEL

Ref. No.	Part No.	Description	Reqd. QTY		Serial No.	Parts catalogue code
			GX 270 T	GX 270 T2		
10	87516-Z0S-800	MARK, OPERATOR CAUTION .....	1	-	-----	LXK,QXCK,QXE9,QXK,VXE8,VXK
	87516-Z4H-810	MARK, OPERATOR CAUTION (PICTOGRAPH)(MADE IN THAI)	(1)	-	-----	QBE1,QHB1
	87516-Z0T-800	MARK, OPERATOR CAUTION .....	1	-	-----	QBE1,QHB1,QXQ4,SXQ4,VSP
	87516-Z0S-810	.....	1	-	-----	RA3
11	87532-ZH7-000	MARK, THROTTLE INDICATION ...	1	1	-----	LXK,QBE1,QHB1,QXCK,RA3,SHKR,VXE8
	87532-ZH8-W40	.....	1	-	-----	QXQ4,SXQ4
13	87114-ZH7-000	LABEL, WARNING (NOT CERTIFIED FOR SALE)	1	1	-----	ES1,ES3,ES4,LH,LH2,LHB5,LJG,LP,LT,LW,LXK,PX,QAB3,QCT,QD,QH,QHB5,QHP1 QHT,QHT1,QHTN,QMH,QN,QP,QT1,QTD,QTN,QX,QXCK,QXE9,QXK,RA3,SD,SH,SH2 SJG,SN,SX,SXE,VKK,VMT,VPK,VS3,VS4,VSD3,VSD4,VX,VXE8,VXK,VXT1,VXU
	87114-ZH7-840	.....	1	1	-----	QBE1,QHB1,QHB2,SHB2,SHKR,VPX6,VSP
14	87516-Z0S-810	MARK, OPERATOR CAUTION .....	1	-	-----	ES4,LH2,SH2
	87516-Z0S-800	.....	1	-	-----	VKK,VPK,VSD4
	87519-Z4H-000	MARK, OPERATOR CAUTION (PICTOGRAPH)	-	1	-----	QBE1,QHB1,VPX6
	87522-Z0T-810	LABEL, CAUTION(THAI) .....	-	1	-----	QTD,QTN
	87516-Z0S-800	MARK, OPERATOR CAUTION .....	-	1	-----	QXCK,VKK,VSD4,VZKK
15	87530-ZL8-850	MARK, OIL ALERT(ENGLISH) .....	1	-	-----	SXE
16	87534-ZE1-841	LABEL, AIR CLEANER CAUTION ..	1	1	-----	QXCK
17	87535-ZE1-841	MARK, AIR CLEANER SALES POINT	1	1	-----	QCT,QXCK
18	87530-ZL8-850	MARK, OIL ALERT(ENGLISH) .....	-	1	-----	ES1
	87532-ZH8-810	.....	-	1	-----	PX,QX,QXK,SX,VX,VXK
19	87114-ZH7-000	LABEL, WARNING (NOT CERTIFIED FOR SALE)	-	1	-----	SZAX,VZKK
20	87532-ZH8-810	MARK, OIL ALERT(ENGLISH) .....	-	1	-----	QXCK
21	87516-Z0S-810	MARK, OPERATOR CAUTION .....	-	1	-----	LH2
	87520-ZH8-000	MARK A, COMBINATION(JAPANESE)	-	1	-----	LJG,SJG,SZAX
	87519-Z4H-000	MARK, OPERATOR CAUTION (PICTOGRAPH)	-	1	-----	QHB2,SHB2,SHKR,VSP
	87516-Z0S-800	MARK, OPERATOR CAUTION .....	-	1	-----	QXE9,QXK,VXE8,VXK
22	87528-Z2E-800	MARK, CHOKE .....	-	1	-----	VZKK
23	87602-ZBC-W00	MARK, SALES POINT .....	-	1	-----	VZKK
24	87522-Z0T-800	LABEL, CAUTION .....	-	1	-----	ES1,LH,PX,QD,QH,QHB5,QHP1,QHTN,QMH,QN,QP,QX,SD,SH,SX,VX
	87522-Z0T-810	LABEL, CAUTION(THAI) .....	-	1	-----	QCT,QHT,QHT1
25	87526-ZH8-000	MARK B, COMBINATION(JAPANESE)	-	1	-----	LJG,SJG,SZAX
26	87594-ZB4-A00	MARK, OIL CAUTION .....	-	1	-----	ES1
28	87531-Z5K-W00	MARK, HONDA .....	-	1	-----	SZAX
29	87565-Z5T-W00	MARK, FUEL .....	-	1	-----	SZAX
30	87602-Z5K-W00	MARK, SALES POINT .....	-	1	-----	SZAX
31	87528-Z2E-800	MARK, CHOKE .....	-	1	-----	SZAX

2

E-29

TOOL



Z1D0E2900B

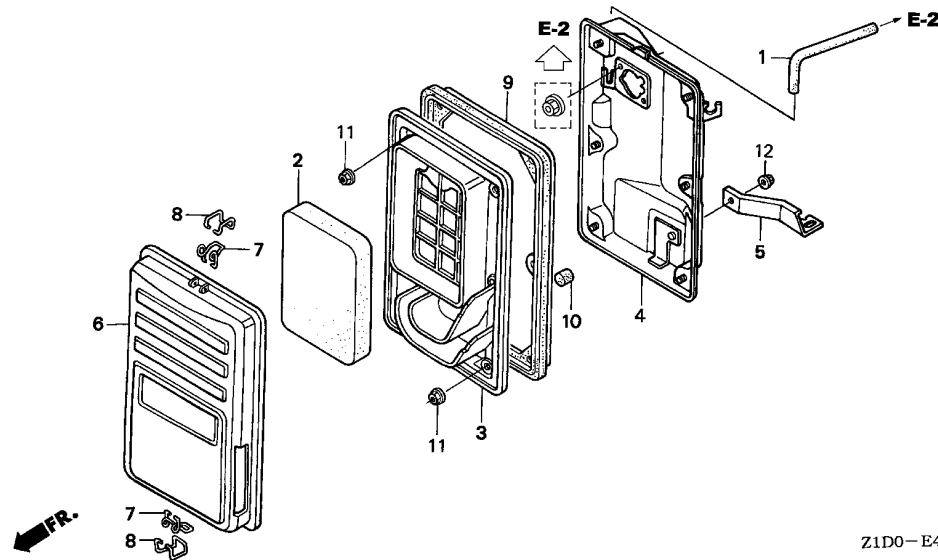
Ref. L.O.N. (Relative ref. Number) F.R.T.  
No. Description

NO INFORMATION .....

Ref. No.	Part No.	Description	Reqd. QTY		Serial No.	Parts catalogue code
			GX 270 T	GX 270 T2		
1	83501-ZF1-000	BOX, TOOL .....	1	1	-----	LT,LW,QAB3,QN,QT1,QTD
3	89102-538-000	DRIVER, SCREW(NO.2 + -) .....	1	1	-----	LT,LW,QAB3,QN,QT1,QTD
4	89103-538-000	GRIP .....	1	1	-----	LT,LW,QAB3,QN,QT1,QTD
5	89210-ZF1-000	GAUGE ASSY., THICKNESS .....	1	1	-----	LT,LW,QAB3,QN,QT1,QTD
6	89216-ZF1-000	WRENCH, BOX .....	1	1	-----	LT,LW,QAB3,QN,QT1,QTD
7	89216-ZOT-800	WRENCH, SPARK PLUG .....	1	1	-----	LJG,LP,LT,LW,QAB3,QCT,QHP1,QHT,QHT1,QHTN,QMH,QN,QP,QT1,QTD,QTN,SJG SZAX,VKK,VZKK QA26,QAG2,RA3
8	99005-01000	BAR A, HANDLE .....	(1)	-	-----	LHB5,QHB5
	89219-805-000	HANDLE, BOX WRENCH .....	1	1	-----	LP,LT,LW,QAB3,QCT,QHP1,QHT,QHT1,QHTN,QMH,QN,QP,QT1,QTD,QTN
9	99001-10120	SPANNER, 10X12 .....	1	-	-----	LHB5,LP,LT,LW,QAB3,QHB5,QHP1,QMH,QN,QP,QT1,QTD,QTN
	89212-KWW-601	.....	-	1	-----	QCT,QHB5,QHT,QHT1,QHTN,QMH,QP,QTD,QTN
	99001-10120	.....	-	1	-----	QHB5
	89212-KWW-601	.....	-	1	1010475	QHP1,QN
10	99001-10140	SPANNER, 10X14 .....	1	-	-----	QHP1,QN
		.....	-	1	1010475	LT,LW,QAB3,QN,QT1,QTD QN
11	99001-14170	SPANNER, 14X17 .....	1	-	-----	LP,QHP1,QMH,QP
	89214-KWW-601	.....	-	1	-----	QMH,QP,QTD
	99001-14170	.....	-	1	1010475	QHP1
	89214-KWW-601	.....	-	1	1010476	QHP1,QN
12	99003-30000	DRIVER 3, MINUS SCREW(NO.2) .....	1	1	-----	LHB5,QHB5
13	99003-50000	GRIP, SCREW DRIVER .....	1	1	-----	LHB5,QHB5
14	99004-21003	WRENCH, BOX(P21) .....	1	1	-----	LHB5,QHB5
15	99008-02000	BAG, TOOL, 200MM .....	1	1	-----	LHB5,QHB5
	99008-02300	BAG, TOOL, 230MM .....	1	1	-----	LP,LT,LW,QAB3,QHP1,QHT,QMH,QN,QP,QT1,QTD,QTN
	89101-ZOT-800	.....	-	1	-----	QCT,QHT,QHT1,QHTN
16	89213-KWW-601	SPANNER, 12X14(ATC) .....	-	1	-----	QHTN

# E-40

# OTHER PARTS(AIR CLEANER)

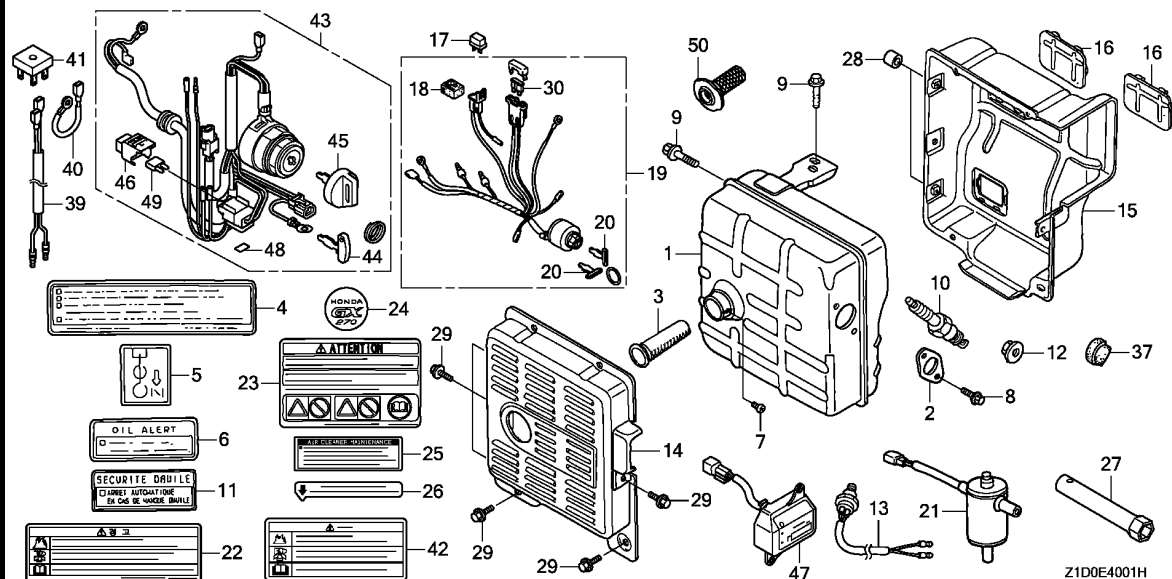


Ref. No.	L.O.N.	(Relative ref. Number) Description	F.R.T.
1	3121N4	TUBE, AIR CLEANER BREATHER ...	0.2
2	3121B8	ELEMENT, AIR CLEANER ..... .INCLUDES: Air cleaner element -inspection	0.1
3	3121F0	SEPARATOR, AIR CLEANER .....	0.1
4	3121A5	CASE, AIR CLEANER .....	0.2
9	3121E8	SEAL, AIR CLEANER CASE .....	0.1

Ref. No.	Part No.	Description	Reqd. QTY		Serial No.	Parts catalogue code
			GX 270 T	GX 270 T2		
1	15721-ZB4-000	TUBE, BREATHER .....	1	-	----- ES3,ES4,VS4,VSD3,VSD4	
2	17211-899-000	ELEMENT, AIR CLEANER .....	1	-	----- ES3,ES4,VS4,VSD3,VSD4	
3	17212-ZB4-003	SEPARATOR, AIR CLEANER .....	1	-	----- ES3,ES4,VS4,VSD3,VSD4	
4	17220-ZB4-003	CASE COMP., AIR CLEANER .....	1	-	----- ES3,ES4,VS4,VSD3,VSD4	
5	17222-ZB4-000	STAY, AIR CLEANER .....	1	-	----- ES3,ES4,VS4,VSD3,VSD4	
6	17231-899-000	COVER COMP., AIR CLEANER ....	1	-	----- ES3,ES4,VS4,VSD3,VSD4	
7	17235-899-000	CLIP A, AIR CLEANER WIRE ....	2	-	----- ES3,ES4,VS4,VSD3,VSD4	
8	17236-899-000	CLIP B, AIR CLEANER WIRE ....	2	-	----- ES3,ES4,VS4,VSD3,VSD4	
9	17252-899-000	SEAL, AIR CLEANER .....	1	-	----- ES3,ES4,VS4,VSD3,VSD4	
10	17367-413-690	FILTER, DRAIN TUBE .....	1	-	----- ES3,ES4,VS4,VSD3,VSD4	
11	94050-05000	NUT, FLANGE, 5MM .....	6	-	----- ES3,ES4,VS4,VSD3,VSD4	
12	94050-06080	NUT, FLANGE, 6MM .....	1	-	----- ES3,ES4,VS4,VSD3,VSD4	

# E-40-1

# OTHER PARTS(MUFFLER)



Ref. L.O.N. (Relative ref. Number) F.R.T.  
No. Description

NO INFORMATION .....

Ref. No.	Part No.	Description	Reqd. QTY		Serial No.	Parts catalogue code
			GX 270	GX 270		
1	18310-Z1C-840	MUFFLER COMP. ....	1	1	----- ES3,ES4,VMT	
	18310-ZE2-V61	MUFFLER COMP. (TSURUMI) .....	1	1	----- VKK,VS3,VS4,VZKK	
	18310-Z1D-800	MUFFLER COMP. (SDMO) .....	1	-	----- VPK	
	18310-ZH9-V01	.....	1	-	----- VSD3,VSD4	
	18310-ZH9-V02	.....	-	1	----- VSD4	
2	18333-Z1C-801	GASKET, EX. PIPE .....	1	1	----- QTD	
	18333-ZB4-800	.....	1	-	----- ES3,ES4,VKK,VPK,VS4,VSD3,VSD4	
	18333-ZB4-801	.....	-	1	----- VKK,VMT,VS3,VS4,VSD4,VZKK	
	18333-ZE3-801	.....	-	1	----- VPX6	
3	18355-ZB4-630	ARRESTER, SPARK .....	1	1	----- VKK,VPK,VSD3,VSD4,VZKK	
4	87522-Z0T-800	LABEL, CAUTION .....	1	-	----- VXT1	
5	87528-898-620	MARK, CHOKE .....	1	1	----- ES3,ES4,VKK,VMT,VPK,VS3,VS4,VSD3,VSD4	
6	87532-ZH8-810	MARK, OIL ALERT(ENGLISH) ....	1	-	----- VXT1	
7	90002-Z0T-800	SCREW, TAPPING, 4X8 .....	1	-	----- VKK,VPK	
	90002-ZE2-U91	.....	1	-	----- VSD3,VSD4	
	90002-Z0T-800	.....	-	1	----- VKK,VSD4	
8	95701-08016-08	BOLT, FLANGE, 8X16 .....	2	2	----- VKK,VPK,VSD3,VSD4	
9	95701-08020-08	BOLT, FLANGE, 8X20 .....	2	2	----- VKK,VPK	
	95701-08020-00	.....	2	2	----- VMT,VSD3,VSD4	
10	98079-56841	PLUG, SPARK(BP6ES)(NGK) .....	1	-	----- ES3,ES4	
	98079-56876	PLUG, SPARK(BPR6ES)(NGK) ....	1	-	----- LW,QAB3	
	98079-55846	PLUG, SPARK(BPR5ES)(NGK) ....	1	-	----- VS4	
	98079-56871	PLUG, SPARK(BP6ES)(NGK) ....	-	1	----- ES1	
	98079-55876	PLUG, SPARK(BPR5ES)(NGK) ....	-	1	----- VS3,VS4	
11	87532-ZB4-H50	MARK, OIL ALERT(FRENCH) ....	1	-	----- QA26	
12	94050-08000	NUT, FLANGE, 8MM .....	2	2	----- QTD,VPX6	
13	16500-ZE2-703	SWITCH, THERMO .....	1	1	----- VKK	

2

## E-40-1

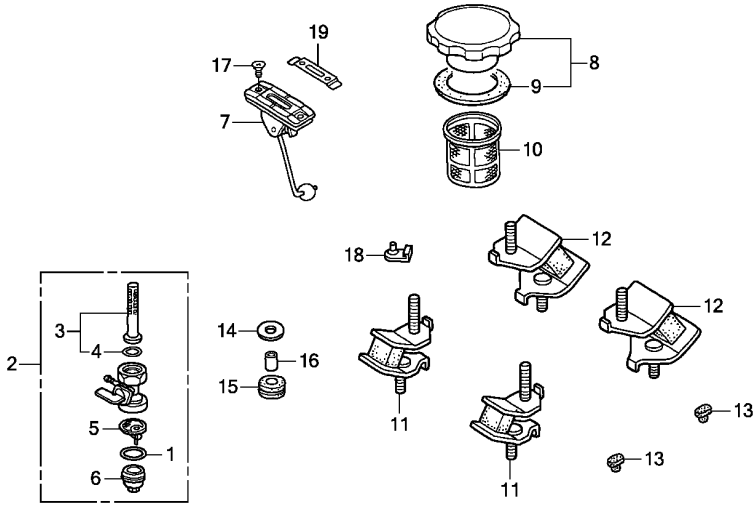
## OTHER PARTS(MUFFLER)

Ref. No.	Part No.	Description	Reqd. QTY		Serial No.	Parts catalogue code
			GX 270 T	GX 270 T2		
14	18320-ZB4-000	PROTECTOR, MUFFLER OUTER	1	1	-----	ES3,ES4,VKK,VMT,VS3,VS4,VZKK
15	18325-ZB4-000	PROTECTOR, MUFFLER INNER	1	1	-----	ES3,ES4,VKK,VMT,VS3,VS4,VZKK
16	18329-ZB4-000	SEAL, MUFFLER PROTECTOR	2	2	-----	ES3,ES4,VKK,VMT,VS3,VS4,VZKK
17	31700-124-008	RECTIFIER ASSY., SILICON (SHINDENGEN)	1	1	-----	VKK
18	32127-738-700	SUSPENSION, COUPLER	1	-	-----	VKK
19	35100-ZE2-843	SWITCH ASSY., COMBINATION (3A-CHARGE)	1	-	-----	VKK
20	35111-880-013	KEY COMP.(HONDA LOCK)	2	-	-----	VKK
21	36170-ZB4-013	VALVE ASSY., SOLENOID	1	1	-----	VKK
22	87516-Z0S-800	MARK, OPERATOR CAUTION	1	1	-----	VS4
23	87516-Z4H-800	MARK, OPERATOR CAUTION(FRENCH) (MADE IN THAI)	1	-	-----	RA3
24	87521-ZH9-040	EMBLEM(GX270)	1	-	-----	ES3,ES4,VS4
	87521-Z5K-000	.....	-	1	-----	ES1,VS3,VS4
25	87533-ZC0-630	MARK, AIR CLEANER(ENGLISH)	1	1	-----	ES3,ES4,VMT,VS3,VS4
26	87539-898-620	MARK, EX. CAUTION (ENGLISH/FRENCH)	1	1	-----	ES3,ES4,VMT,VS3,VS4
27	89216-ZB4-000	WRENCH, PLUG	1	1	-----	ES3,ES4,VMT,VS3,VS4
	89218-ZE1-000	WRENCH COMP., SPARK PLUG	-	1	-----	ES1
28	91552-ZT1-000	COLLAR, 6.9X9	2	-	-----	ES3,ES4
29	95701-06012-00	BOLT, FLANGE, 6X12	8	8	-----	VKK
	95701-06010-00	BOLT, FLANGE, 6X10	-	8	-----	VMT
30	98200-31500	FUSE, BLADE(15A)	1	-	-----	VKK
37	90855-ZB4-000	GROMMET, CRANKCASE	-	1	-----	VMT
39	31711-Z5T-W00	CORD, CHARGE COIL	-	1	-----	SZAX,VZKK
40	31712-Z5T-W00	CORD, EARTH	-	1	-----	SZAX,VZKK
41	31713-Z5T-W01	RECTIFIER COMP.	-	1	-----	SZAX,VZKK
42	87516-ZK6-800	MARK, OPERATOR CAUTION (CHINESE)	-	1	1103973	VS3
43	35100-Z5T-W61	SWITCH ASSY., COMBINATION (HM,LO)	-	1	-----	SZAX
	35100-Z5T-W01	SWITCH ASSY., COMBINATION(IND)	-	1	-----	VZKK
44	35110-Z5T-W01	KEY COMP.	-	1	-----	SZAX,VZKK
45	35110-Z5T-W11	KEY ASSY., COMBINATION SWITCH (BLACK)	-	1	-----	SZAX,VZKK
46	38216-Z2E-003	COVER ASSY., FUSE	-	1	-----	SZAX,VZKK
47	39700-Z5T-W01	METER ASSY., HOUR	-	1	-----	SZAX
48	87117-Z2E-800	LABEL, FUSE(30A)	-	1	-----	SZAX,VZKK
49	98200-43000	FUSE, MINI(30A)	-	1	-----	SZAX,VZKK
50	18355-ZE2-W00	ARRESTER, SPARK	-	1	-----	VPX6

2

# E-40-2

# OTHER PARTS(FUEL COCK)



Z1D0E4002A

Ref. No. L.O.N. (Relative ref. Number) Description F.R.T.

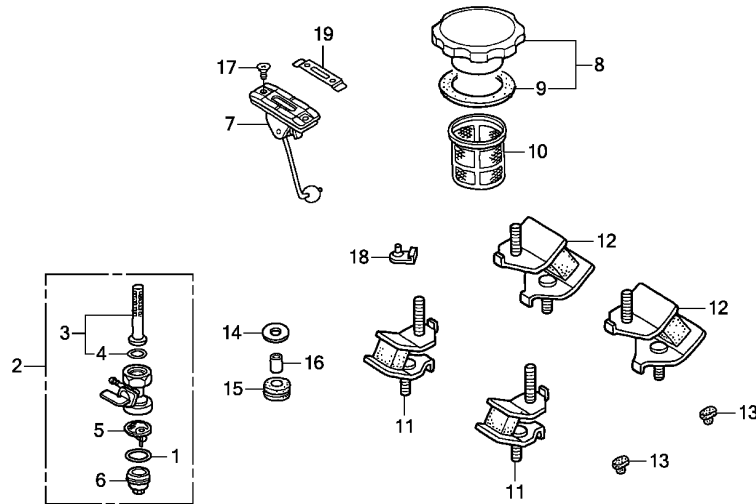
8 3101M7 (9) CAP, FUEL FILLER ..... 0.1

Ref. No.	Part No.	Description	Reqd. QTY		Serial No.	Parts catalogue code
			GX 270 T	GX 270 T2		
1	16173-001-004	PACKING, FUEL STRAINER CUP ..	1	1	-----	ES3,ES4,VMT,VS3,VS4
2	16950-ZB4-015	COCK ASSY., FUEL .....	1	1	-----	ES3,ES4,VMT,VS3,VS4
3	16952-ZB4-005	SCREEN SET, FUEL STRAINER ...	1	1	-----	ES3,ES4,VMT,VS3,VS4
4	16958-397-771	O-RING, 9.0X1.3 .....	1	1	-----	ES3,ES4,VMT,VS3,VS4
5	16959-471-831	FILTER, CUP .....	1	1	-----	ES3,ES4,VMT,VS3,VS4
6	16967-GA6-671	CUP, FUEL STRAINER .....	1	1	-----	ES3,ES4,VMT,VS3,VS4
7	17505-ZB2-003	METER ASSY., FUEL .....	1	-	-----	ES3,ES4,VS4
	17630-Z8V-003	.....	-	1	-----	VS3
	17505-ZB2-003	.....	-	1	1033993	VMT,VS4
	17630-Z8V-003	.....	-	1	1033994	VMT,VS4
8	17620-899-013	CAP COMP., FUEL FILLER .....	1	-	1202942	ES3,ES4,VS4
	17620-899-800	.....	1	-	1202943	ES3,ES4,VS4
		.....	-	1	-----	VMT,VS4
	17620-899-013	.....	-	1	1063053	VS3
	17620-899-800	.....	-	1	1063054	VS3
9	17631-899-000	PACKING, FUEL FILLER CAP .....	1	1	-----	ES3,ES4,VMT,VS3,VS4
10	17670-899-000	FILTER COMP., FUEL .....	1	1	-----	ES3,ES4,VS3,VS4
	17672-899-000	FILTER, FUEL .....	-	1	-----	VMT
11	68325-ZB4-000	RUBBER, BOTTOM .....	2	2	-----	ES1,ES3,ES4,VS3,VS4,VZKK
12	68325-899-000	RUBBER, BOTTOM .....	2	2	-----	ES1,ES3,ES4,VS3,VS4,VZKK
13	76122-952-000	STOPPER, DISCHARGE GUARD .....	4	4	-----	VS3,VS4,VZKK
14	90503-898-000	WASHER, TANK CUSHION .....	4	4	-----	ES3,ES4,VS3,VS4
15	90851-898-000	RUBBER, TANK CUSHION .....	4	-	-----	ES3,ES4,VS4
		.....	-	2	-----	VMT
		.....	-	4	-----	VS3,VS4

2

E-40-2

OTHER PARTS(FUEL COCK)

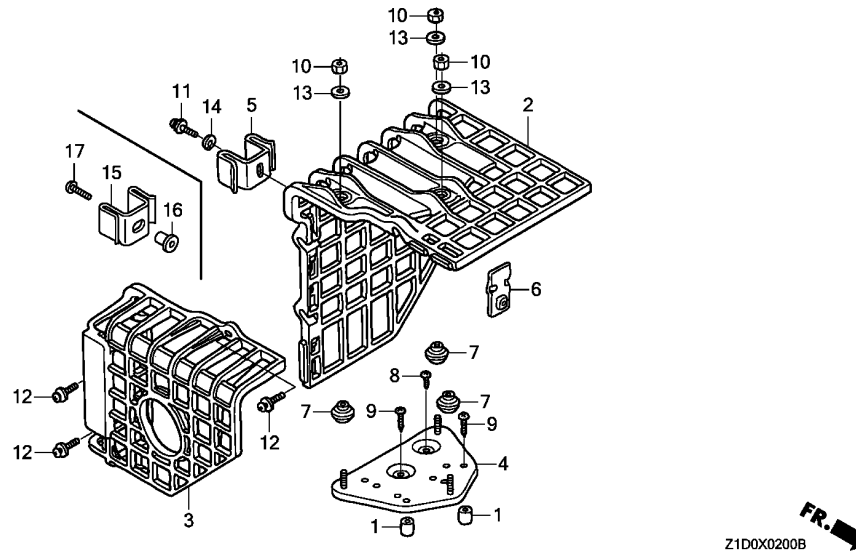


Z1D0E4002A

Ref. No.	Part No.	Description	Reqd. QTY		Serial No.	Parts catalogue code
			GX 270 T	GX 270 T2		
16	91551-898-000	COLLAR, TANK CUSHION .....	4	-	-----	ES3,ES4,VS4
			-	2	-----	VMT
			-	4	-----	VS3,VS4
17	93600-05010-0A	SCREW, FLAT, 5X10 .....	2	2	-----	ES3,ES4,VMT
18	50319-ZB2-000	RUBBER, TANK MOUNTING .....	-	2	-----	VMT
19	87565-ZB4-A00	PLATE, FUEL INDICATION .....	-	1	-----	VMT

# EOP-2

# MUFFLER COVER



Z1D0X0200B

Ref. L.O.N. (Relative ref. Number) F.R.T.  
No. Description

NO INFORMATION .....

Ref. No.	Part No.	Description	Reqd. QTY		Serial No.	Parts catalogue code
			GX 270 T	GX 270 T2		
1	17233-896-701	COLLAR, AIR CLEANER CASE	(2)	(2)	-----	QHB1,QHB2,QXQ4,SHB2,SHKR,SXQ4,VPK,VSD3,VSD4,VXE8
2	18433-ZK9-W41	COVER COMP., MUFFLER	(1)	-	-----	QHB1
	18433-ZF6-W40	-----	(1)	-	-----	QXQ4,SXQ4
	18433-Z5T-000	-----	(1)	-	-----	VPK,VSD3,VSD4,VXE8
	18433-ZK9-W41	-----	-	(1)	-----	QHB1,QHB2,SHB2,SHKR,VSD4,VXE8
3	18434-ZK9-W41	COVER COMP., RR. MUFFLER	(1)	-	-----	QHB1
	18434-ZF6-W40	-----	(1)	-	-----	QXQ4,SXQ4
	18434-Z5T-000	-----	(1)	-	-----	VPK,VSD3,VSD4,VXE8
	18434-ZK9-W41	-----	-	(1)	-----	QHB1,QHB2,SHB2,SHKR,VSD4,VXE8
4	18436-ZH8-W41	BASE COMP., MUFFLER COVER	(1)	(1)	-----	QHB1,QHB2,SHB2,SHKR,VPK,VSD3,VSD4,VXE8
	18436-ZH8-W40	-----	(1)	-	-----	QXQ4,SXQ4
5	18437-ZF6-W40	STAY, MUFFLER COVER	(1)	-	-----	QXQ4,SXQ4
6	18438-ZF6-W40	PLATE, SET	(1)	-	-----	QXQ4,SXQ4
7	18466-ZH8-W40	SPACER, MUFFLER COVER	(3)	(3)	-----	QHB1,QHB2,QXQ4,SHB2,SHKR,SXQ4,VPK,VSD3,VSD4,VXE8
8	90050-ZE1-000	SCREW, TAPPING, 5X8	(1)	(1)	-----	QHB1,QHB2,QXQ4,SHB2,SHKR,SXQ4,VPK,VSD3,VSD4,VXE8
9	90050-ZH8-W40	SCREW, TAPPING, 5X25	(2)	(2)	-----	QHB1,QHB2,QXQ4,SHB2,SHKR,SXQ4,VPK,VSD3,VSD4,VXE8
10	90302-KF9-900	NUT, HEX., 5MM	(3)	(3)	-----	QHB1,QHB2,QXQ4,SHB2,SHKR,SXQ4,VPK,VSD3,VSD4,VXE8
11	93891-05012-00	SCREW-WASHER, 5X12	(1)	-	-----	QXQ4,SXQ4
12	93891-06020-07	SCREW-WASHER, 6X20	(3)	(3)	-----	QHB1,QHB2,QXQ4,SHB2,SHKR,SXQ4,VPK,VSD3,VSD4,VXE8
13	94103-05700	WASHER, PLAIN, 5MM	(3)	(3)	-----	QHB1,QHB2,QXQ4,SHB2,SHKR,SXQ4,VPK,VSD3,VSD4,VXE8
14	94111-05000	WASHER, SPRING, 5MM	(1)	-	-----	QXQ4,SXQ4
15	18437-Z5T-000	STAY, MUFFLER COVER	(1)	(1)	-----	QHB1,QHB2,SHB2,SHKR,VPK,VSD3,VSD4,VXE8
16	19619-ZL8-300	COLLAR, FAN COVER	(1)	(1)	-----	QHB1,QHB2,SHB2,SHKR,VPK,VSD3,VSD4,VXE8
17	90006-Z5T-000	SCREW, TAPPING, 6X25	(1)	(1)	-----	QHB1,QHB2,SHB2,SHKR,VPK,VSD3,VSD4,VXE8

# PART NO. INDEX

Part Number	Page	Ref.	Part Number	Page	Ref.	Part Number	Page	Ref.	Part Number	Page	Ref.	Part Number	Page	Ref.
11000			12357-Z1D-R60	36	14	13310-ZH9-610	46	3	15721-ZBH-W00	83	1		66	7
			12357-Z5T-010	36	14	13310-ZH9-611	46	3					71	7
11300-Z1D-000	40	1	12357-Z5T-020	36	14	13310-ZH9-651	46	4	16000			16028-ZA0-931	68	48
11300-Z1D-600	40	1	12372-Z1C-R61	37	19	13310-ZH9-671	46	5					69	7
11300-Z1D-700	40	1	12373-Z1C-R60	37	20	13310-ZH9-701	46	9	16010-ZE2-015	60	1	16028-ZE0-005	61	7
11300-Z1D-810	40	1	12391-ZE2-020	35	7	13310-ZH9-801	46	1					64	6
11300-Z1D-820	40	1				13310-ZH9-811	46	2	16010-ZE2-812	60	1		66	7
11300-Z5K-700	45	1	13000			13310-ZH9-841	46	5					73	7
11300-Z5K-810	40	1				13351-ZE2-010	46	6	16010-ZE3-701	66	1	16044-Z5K-W21	71	8
11300-Z5K-W10	42	23	13010-Z1D-801	47	1							16044-Z8T-W01	69	8
11300-Z5K-W60	42	23	13010-Z5H-004	47	1	14000			16010-ZF5-900	66	1	16044-ZE2-005	61	8
11300-ZE2-405	45	1											64	7
11300-ZE2-612	43	1	13010-Z5K-003	47	1	14100-Z5K-810	50	2	16011-ZA0-931	60	2	16045-Z5T-W01	69	9
11300-ZH9-406	40	1				14100-Z5K-910	51	18					71	9
11315-ZE2-700	45	2	13010-Z5K-004	48	1	14100-ZE3-020	50	2				16100-Z1D-621	61	9
11381-Z5K-000	40	2	13011-Z1D-801	47	1	14100-ZH9-010	50	2				16100-Z1D-631	61	9
	43	2	13011-Z5H-004	47	1	14410-Z1D-000	50	3				16100-Z1D-811	64	8
	45	3				14411-ZE2-611	115	3				16100-Z1D-821	61	9
11381-ZE2-801	40	2	13011-Z5K-003	47	1	14431-ZE2-010	50	4	16013-Z1C-003	60	3	16100-Z1D-831	64	8
	43	2				14441-ZE2-000	50	5				16100-Z1D-841	61	9
	44	1	13011-Z5K-004	48	1	14451-ZE1-013	50	6				16100-Z1D-851	61	9
11400-Z1D-600	44	2	13012-Z1D-801	47	1	14568-ZE1-000	50	7				16100-Z1D-D41	66	8
11400-Z8S-000	44	2	13012-Z5H-004	47	1	14711-Z5K-000	50	8	16013-ZA0-931	60	3	16100-Z1D-D52	66	8
11500-Z8S-610	115	1				14711-Z5K-900	50	8				16100-Z1D-E22	73	8
11500-ZE2-610	115	1	13012-Z5K-003	47	1	14711-ZE2-000	50	8	16015-Z5T-901	60	4	16100-Z1D-R61	61	9
11500-ZK2-800	115	1				14721-Z5K-000	50	9				16100-Z1D-V01	66	8
11521-ZE2-800	115	2	13012-Z5K-004	48	1	14721-Z5K-900	50	9				16100-Z1D-V02	66	8
			13013-Z1D-801	47	1	14721-ZE2-000	50	9				16100-Z1D-V12	66	8
			13013-Z5H-004	48	1	14751-Z1C-000	51	10				16100-Z1D-W21	61	9
12000						14771-Z8S-000	51	11	16015-ZA0-931	68	45	16100-Z5K-702	61	9
12000-Z1D-405	38	1	13013-Z5K-003	47	1						16100-Z5K-721	61	9	
12000-Z1D-406	38	1									16100-Z5K-V01	66	8	
12000-Z1D-407	38	1	13013-Z5K-004	48	1	14771-ZE2-000	51	11	16015-ZE8-005	60	4	16100-Z5K-V11	66	8
12000-Z1D-830	38	1	13101-Z1D-900	49	2	14773-Z8S-000	51	12				16100-Z5K-W22	71	10
12000-Z1D-Q00	38	1	13101-Z5K-000	49	2	14773-ZE2-000	51	12				16100-Z5K-W01	61	9
12000-Z5K-405	38	1	13101-ZE8-810	49	2	14775-ZE2-010	51	13				16100-ZBC-841	66	8
12000-Z5K-406	38	1	13101-ZE8-811	49	2	14781-ZE2-000	51	14	16016-ZA0-931	60	5	16100-ZBC-W01	69	10
12000-Z5K-407	38	1	13101-ZH9-000	49	2	14791-Z1D-000	51	15				16100-ZH9-D41	66	8
12000-Z5K-408	38	1	13101-ZH9-010	48	2	14791-ZE2-010	51	15				16100-ZH9-W01	61	9
12000-Z5K-Q20	38	1							16016-ZE0-005	60	5	16110-Z5K-W21	71	11
12000-Z5K-Q60	38	1	13102-Z5K-000	49	2							16110-ZBC-W01	69	11
12200-Z1D-405	34	1	13102-ZH9-000	49	2	15510-ZE2-043	38	2	16016-ZH7-W01	63	28	16111-Z5K-W21	71	12
12204-ZE2-306	34	2	13102-ZH9-010	49	2	15510-ZE2-053	38	2				16112-Z5T-W01	69	13
12205-ZE2-305	34	3	13103-Z5K-000	49	2	15600-Z0T-810	40	4					71	13
12209-ZE8-003	50	1	13103-ZH9-000	49	2	15600-Z0T-820	40	3				16113-Z5T-W01	69	14
12210-Z1D-405	34	1	13103-ZH9-010	49	2								71	14
12210-Z5K-405	34	1	13104-Z5K-000	49	2								71	14
12216-ZE2-300	34	4	13104-ZH9-000	49	2	15600-Z1C-000	40	4	16016-ZH8-W01	68	46	16115-Z5T-W01	69	15
12251-Z1D-801	34	5	13104-ZH9-010	49	2				16024-124-760	68	47		71	15
12251-Z1D-R61	37	21	13111-Z5K-000	49	3							16116-Z5T-W01	69	16
12251-Z5K-003	34	5	13111-ZE2-000	49	3	15620-ZE2-700	41	17	16024-124-761	68	47		71	16
12251-ZH9-000	34	5	13200-Z1D-000	49	4				16024-Z5T-901	61	6	16117-Z5T-W01	69	17
12310-Z5T-000	35	6	13200-Z1D-305	49	4	15625-Z0T-800	41	5				16118-Z5T-W01	69	18
12310-Z5T-800	35	6	13200-Z1D-900	49	4								71	17
12310-ZE2-020	34	6	13200-ZE2-305	49	4							16119-Z5T-W01	69	19
	35	6	13310-Z5K-700	46	9				16024-ZE1-811	61	6		71	18
12310-ZE3-791	34	6	13310-Z5K-W50	46	5	15721-Z23-H60	82	1				16220-ZA0-702	61	15
	35	6	13310-ZH9-010	46	1	15721-ZB4-000	78	1					64	12
12315-ZE3-840	36	14	13310-ZH9-601	46	2								71	19
									16028-Z5T-901	61	7	16124-Z5T-W01	69	20
													71	20
														72
														27









# PART NO. INDEX

Part Number	Page	Ref.	Part Number	Page	Ref.	Part Number	Page	Ref.	Part Number	Page	Ref.	Part Number	Page	Ref.
98079-56841	122	10												
98079-56854	36	16												
98079-56871	36	16												
	122	10												
98079-56876	36	16												
	122	10												
98200-30500	112	27												
98200-31500	112	27												
	123	30												
98200-43000	123	49												
99000														
99001-10120	120	9												
99001-10140	120	10												
99001-14170	120	11												
99003-30000	120	12												
99003-50000	120	13												
99004-21003	120	14												
99005-01000	120	8												
99008-02000	120	15												
99008-02300	120	15												
99101-ZH8-0780	70	32												
99101-ZH8-0800	63	26												
	70	32												
	73	21												
99101-ZH8-0820	63	26												
	65	22												
	70	32												
	72	38												
	73	21												
99101-ZH8-0850	63	26												
	65	22												
	67	43												
	72	38												
	73	21												
99101-ZH8-0880	63	26												
	65	22												
	67	43												
	72	38												
99101-ZH8-0900	63	26												
	67	43												
99101-ZH8-0920	63	26												
	67	43												
	68	43												
99101-ZH8-0950	63	26												
99101-ZH8-0980	63	26												
99204-ZA0-0400	63	27												
	73	22												
99204-ZE0-0380	68	44												
99204-ZE0-0400	63	27												
	65	23												
	68	44												
99204-ZE2-0380	63	27												
	65	23												
99204-ZE2-0400	63	27												
	68	44												
	70	33												
	72	39												

## PART NAME INDEX

Part name	Page	Ref.	Part name	Page	Ref.	Part name	Page	Ref.
[ A ]			BOLT, FLANGE, 5X10 .....	45	10	BOLT, STUD, 8X111 .....	35	9
ALERT UNIT, OIL .....	38	4	BOLT, FLANGE, 5X18 .....	82	11	BOLT, STUD, 8X123 .....	35	9
	111	11		83	12	BOLT, STUD, 8X131.5 .....	35	9
ARMATURE COMP. ....	103	11	BOLT, FLANGE, 6X10 .....	55	12	BOLT, STUD, 8X22 .....	35	11
	105	14		123	29	BOLT, STUD, 8X32 .....	35	11
ARM COMP., GOVERNOR .....	109	30	BOLT, FLANGE, 6X12 .....	39	5	BOLT, STUD, 8X98 .....	35	9
ARM, CHOKE .....	69	13			14	BOLT, THROUGH .....	105	13
	71	13			20	BOX ASSY., CONTROL .....	111	2
ARM, GOVERNOR .....	106	1			58		112	28
ARM, MANUAL START .....	69	9			59		113	28
	71	9			84	BOX, TOOL .....	120	1
ARM, VALVE ROCKER .....	50	4			89	BRACKET A, HARNESS .....	39	18
ARRESTER COMP., SPARK .....	89	12			99	BRACKET B, HARNESS .....	100	9
ARRESTER, SPARK .....	84	7			101	BRACKET, CASE MOUNTING .....	111	4
	86	9			108	BRACKET, CENTER .....	103	6
	122	3			110	BRACKET, FR. ....	103	7
	123	50			112	BRUSH .....	103	9
AUTO-THROTTLE ASSY. ....	114	3			114		105	10
			BOLT, FLANGE, 6X16 .....	39	21	BUSH, ARM PIVOT .....	67	29
[ B ]			BOLT, FLANGE, 6X20 .....	101	27	BUSH, AUTO-THROTTLE LEVER .....	114	8
BAG, TOOL, 200MM .....	120	15	BOLT, FLANGE, 6X25 .....	59	9	[ C ]		
BAG, TOOL, 230MM .....	120	15		101	25	CAMSHAFT ASSY. ....	50	2
BAND .....	111	10	BOLT, FLANGE, 6X28 .....	99	12	CAMSHAFT COMP. ....	51	18
BARREL ASSY., CYLINDER .....	38	1			100	CAP ASSY., NOISE SUPPRESSOR .....	98	2
BAR A, HANDLE .....	120	8			101			3
BASE COMP., AIR CLEANER .....	82	6			23		100	2
	83	6			24			10
BASE COMP., CHOKE .....	73	18	BOLT, FLANGE, 6X30 .....	55	15	CAP ASSY., OIL FILLER .....	40	3
BASE COMP., CONTROL .....	107	15	BOLT, FLANGE, 6X32 .....	82	14			4
BASE COMP., MUFFLER COVER .....	126	4			83		43	3
BEARING A .....	105	8			99			4
BEARING B .....	105	9			101		44	3
BEARING, RADIAL BALL .....	46	8			25			4
BEARING, RADIAL BALL, 6202 .....	39	15	BOLT, FLANGE, 6X50 .....	117	29	CAP COMP., AIR CLEANER .....	74	7
	42	24	BOLT, FLANGE, 8X16 .....	122	8		75	9
	44	16	BOLT, FLANGE, 8X20 .....	122	9	CAP COMP., FUEL FILLER .....	90	4
BEARING, RADIAL BALL, 6204 .....	43	15	BOLT, FLANGE, 8X25 .....	92	11		91	4
BEARING, RADIAL BALL, 6205 .....	117	31		94	12		94	4
BEARING, RADIAL BALL, 6206 .....	41	16		115	12			13
	43	16	BOLT, FLANGE, 8X32 .....	117	30		124	8
	44	17	BOLT, FLANGE, 8X35 .....	41	15	CAP, CHOKE DUST .....	67	10
	45	17		43	14	CAP, CHOKE LEVER .....	114	1
	115	14		44	15	CAP, MUFFLER .....	84	5
	117	32		45	16		89	10
BOLT-WASHER, 5X14 .....	103	19	BOLT, FLANGE, 8X40 .....	104	25	CAP, OIL FILLER .....	41	17
BOLT-WASHER, 6X18 .....	80	10		115	13		45	4
BOLT-WASHER, 6X22 .....	74	8	BOLT, FUEL PUMP STAY .....	95	5	CAP, PRE AIR CLEANER .....	79	11
	75	10	BOLT, GOVERNOR ARM .....	108	21	CAP, REDUCTION OIL .....	116	16
	77	10	BOLT, HEAD COVER .....	35	8	CAP, SEALING .....	82	12
	79	13	BOLT, HEX., 3/8-24UNF .....	115	6		83	13
	80	10	BOLT, HEX., 8X25 .....	46	11	CARBURETOR ASSY. ....	61	9
BOLT B, STUD .....	59	7	BOLT, HEX., 8X35 .....	117	24		64	8
BOLT, CONNECTING ROD .....	49	5	BOLT, PIVOT, 8MM .....	51	16		66	8
BOLT, DRAIN PLUG, 12MM .....	117	25	BOLT, SPECIAL, 6MM .....	59	5		69	10
BOLT, DRAIN PLUG, 12X15 .....	39	6	BOLT, STUD .....	59	4		71	10
BOLT, FLANGE, 10X40 .....	105	22			6		73	8
BOLT, FLANGE, 10X80 .....	36	15	BOLT, STUD, 8X106 .....	35	9			

# PART NAME INDEX

Part name	Page	Ref.	Part name	Page	Ref.	Part name	Page	Ref.
CARBURETOR SET .....	69	11		93	25	CORD, STOP SWITCH .....	98	9
	71	11		94	11	COVER .....	105	12
CASE COMP., AIR CLEANER .....	78	4		95	9	COVER ASSY., CHAIN CASE .....	115	1
	82	3			10	COVER ASSY., CRANKCASE .....	40	1
	83	3			11		42	23
	121	4	CLIP, VALVE GUIDE .....	34	4		43	1
CASE COMP., MOTOR .....	70	29	CLIP, WIRE HARNESS .....	109	31		44	2
	72	29	CLIP, WIRE HARNESS, 6MM .....	58	10		45	1
CASE COMP., PRE AIR CLEANER ..	79	10	CLUTCH COMP., OVERRUNNING .....	103	5	COVER ASSY., FUSE .....	123	46
CASE COMP., RECOIL STARTER ...	53	2		105	6	COVER COMP., AIR CLEANER .....	78	6
	56	2	COCK ASSY., FUEL .....	124	2		79	5
CASE, CONTROL .....	111	3	COIL ASSY., CHARGE .....	98	7		121	6
CASE, REDUCTION .....	116	1			8	COVER COMP., CYLINDER HEAD .....	35	6
CENTER, CLUTCH .....	116	4		101	15	COVER COMP., FAN .....	57	2
CENTER, CLUTCH WEIGHT .....	116	12			16		59	1
CHAIN, DRIVE .....	116	14	COIL ASSY., IGNITION .....	98	1	COVER COMP., HEAD .....	34	6
CHAIN, P.T.O. DRIVE .....	115	3		100	1		35	6
CHAMBER SET, FLOAT .....	60	4	COIL ASSY., LAMP .....	98	4	COVER COMP., MUFFLER .....	126	2
	64	4		101	11	COVER COMP., RR. MUFFLER .....	126	3
	66	4	COIL ASSY., POWER .....	100	8	COVER, AIR CLEANER .....	74	3
	68	45	COLLAR B, AIR CLEANER .....	74	5		75	3
	69	4		75	5		76	4
	71	4		76	8		82	8
	73	4		79	8		83	8
CHOKE SET .....	61	8		80	7	COVER, AIR CLEANER CASE .....	80	3
	64	7		100	7	COVER, CYLINDER HEAD .....	35	6
	69	8	COLLAR SET, CLUTCH STOP .....	105	2	COVER, DUCT .....	45	2
	71	8	COLLAR, 6.9X9 .....	123	28	COVER, ELECTRONIC PARTS .....	59	10
CIRCLIP, 5MM .....	108	24	COLLAR, AIR CLEANER .....	74	4	COVER, RECOIL STARTER .....	56	3
	109	35		75	4	COVER, REDUCTION .....	116	2
CLAMPER, CORD .....	98	5		76	7	COVER, ROPE .....	56	13
	101	12		79	7	CRANKSHAFT COMP. ....	46	1
		13		80	6			2
CLAMP, TUBE .....	93	18		82	10			3
	94	16			15			4
CLIP A, AIR CLEANER WIRE .....	78	7		83	10			5
	121	7			11			9
CLIP B, AIR CLEANER WIRE .....	78	8	COLLAR, AIR CLEANER CASE .....	126	1	CUP, FUEL STRAINER .....	63	23
	121	8	COLLAR, CLUTCH STOP .....	103	3		72	36
CLIP, BREATHER TUBE .....	37	17	COLLAR, FAN COVER .....	59	2		124	6
CLIP, GOVERNOR HOLDER .....	41	11		126	16			
	43	11	COLLAR, LEVER .....	67	34	[ D ]		
	44	11	COLLAR, SETTING .....	61	12	DIAPHRAGM ASSY. ....	67	24
	45	11		67	12	DISK, CLUTCH FRICTION .....	116	5
CLIP, HARNESS .....	99	14		73	12	DOWEL PIN, 12X20 .....	36	13
	100	6	COLLAR, STOPPER .....	107	19	DOWEL PIN, 8X12 .....	41	12
CLIP, HARNESS BAND .....	109	39	COLLAR, TANK CUSHION .....	125	16		43	12
	110	3	COLLAR, UMBRELLA VALVE .....	37	20		44	12
CLIP, PISTON PIN, 18MM .....	49	6	CONTACTOR ASSY. ....	103	4		45	12
CLIP, PURSE LOCK .....	39	8	CONTROL ASSY. ....	107	5		115	11
	101	26			6	DOWEL PIN, 8X14 .....	117	28
	112	19			7	DRIVER 3, MINUS SCREW .....	120	12
CLIP, SPECIAL .....	69	17			8	DRIVER, SCREW .....	120	3
		18			9			
	71	17		109	32	[ E ]		
		18	CONTROL UNIT, ELECTRONIC .....	102	2	ELBOW COMP., AIR CLEANER .....	74	6
CLIP, TUBE .....	57	1	CORD, CHARGE COIL .....	123	39		75	8
	67	40	CORD, EARTH .....	39	17			
	92	10		123	40			

# PART NAME INDEX

Part name	Page	Ref.	Part name	Page	Ref.	Part name	Page	Ref.
	76	9		71	1	[ H ]		
	79	9		73	1			
	80	8	GASKET, CYLINDER HEAD .....	34	5	HANDLE, BOX WRENCH .....	120	8
ELEMENT COMP., AIR CLEANER ...	80	1		37	21	HARNASS ASSY., ENGINE WIRE .....	100	4
ELEMENT, AIR CLEANER .....	74	1	GASKET, EX. PIPE .....	84	6		101	17
	75	7		85	14	HARNASS ASSY., SUB WIRE .....	111	7
	76	2		86	4	HARNASS, SUB WIRE .....	111	9
	78	2		87	2	HEAD COMP., CYLINDER .....	34	1
	79	2			4	HOLDER, BRUSH .....	103	14
	80	1		88	4		105	19
	82	2		122	2	HOLDER, CABLE .....	107	13
	83	2	GASKET, MUFFLER .....	84	8		109	36
	121	2			9	HOLDER, CLUTCH SPRING .....	116	9
EMBLEM .....	118	3		86	5	HOLDER, CLUTCH WEIGHT .....	116	11
	123	24			10	HOLDER, CONNECTOR .....	101	18
E-RING, 2MM .....	67	37		87	5	HOLDER, GOVERNOR WEIGHT .....	41	8
E-RING, 4MM .....	67	38		88	6		42	20
	114	11		89	13		43	8
E-RING, 7MM .....	67	39	GAUGE ASSY., FUEL .....	94	5		44	8
[ F ]			GAUGE ASSY., THICKNESS .....	120	5		45	7
FAN, COOLING .....	96	1	GAUGE, FUEL LEVEL .....	93	23			20
FILTER COMP., FUEL .....	93	24	GAUGE, OIL LEVEL .....	116	17	HOLDER, STOP SWITCH CORD .....	58	7
	124	10	GEAR, DRIVE PINION .....	103	8		98	10
FILTER, CUP .....	63	29	GEAR, MIDDLE .....	69	12	HOLDER, WIRE .....	107	18
	72	35		71	12		109	33
	124	5	GEAR, REDUCTION .....	103	13	HOUSING COMP., DRIVE SIDE .....	105	7
FILTER, DRAIN TUBE .....	78	10	GOVERNOR ASSY. ....	41	6			
	121	10		42	18	[ I ]		
FILTER, FUEL .....	91	6		43	6	INSULATOR .....	103	16
	94	7		44	6	INSULATOR, BRUSH HOLDER .....	105	20
		15	GRID, AIR CLEANER .....	74	2		61	14
	124	10		75	2		63	30
FILTER, OUTER .....	76	3	GRIP .....	120	4		64	11
	79	3	GRIP, REINFORCEMENT .....	55	14		67	13
	80	2		56	12		69	23
FLANGE COMP., BAFFLE .....	88	5	GRIP, SCREW DRIVER .....	120	13		71	24
FLOAT SET .....	60	3	GRIP, STARTER .....	55	9		73	14
	64	3			13	[ J ]		
	66	3		56	10	JET SET, PILOT, #38 .....	63	27
	69	3	GROMMET, AIR CLEANER .....	76	5		65	23
	71	3		79	6		68	44
	73	3		80	4	JET SET, PILOT, #40 .....	63	27
FLYWHEEL COMP. ....	96	4	GROMMET, CHOKE ROD .....	67	26		65	23
		5	GROMMET, CORD .....	98	6		68	44
		6		100	3		70	33
		7		101	14		72	39
FRAME COMP., COMMUTATOR END ..	105	16			28		73	22
FUSE, BLADE .....	112	27	GROMMET, CRANKCASE .....	123	37	JET, MAIN, #78 .....	70	32
	123	30	GROMMET, DRAIN HOLE .....	58	8	JET, MAIN, #80 .....	63	26
FUSE, MINI .....	123	49	GROMMET, FENDER .....	67	30		70	32
[ G ]			GUIDE, CHOKE ROD .....	67	27		73	21
GASKET SET .....	60	1	GUIDE, EX. VALVE .....	34	3	JET, MAIN, #82 .....	63	26
	64	1	GUIDE, IN. VALVE .....	34	2		65	22
	66	1	GUIDE, PRE AIR CLEANER .....	79	12		70	32
	69	1	GUIDE, PUSH ROD .....	51	15		72	38
							73	21

## PART NAME INDEX

Part name	Page	Ref.	Part name	Page	Ref.	Part name	Page	Ref.
JET, MAIN, #85 .....	63	26	LEVER, PINION DRIVE .....	105	4	NUT, FLANGE, 5MM .....	78	11
	65	22	LIFTER, VALVE .....	50	5		95	6
	67	43					121	11
	72	38	[ M ]			NUT, FLANGE, 6MM .....	36	12
	73	21					56	16
JET, MAIN, #88 .....	63	26	MARK A, COMBINATION .....	119	21		74	10
	65	22	MARK B, COMBINATION .....	119	25		75	12
	67	43	MARK, AIR CLEANER .....	123	25		77	12
	72	38	MARK, AIR CLEANER CAUTION .....	118	5		78	12
JET, MAIN, #90 .....	63	26	MARK, AIR CLEANER SALES POINT .....	119	17		79	16
	67	43	MARK, CHOKE .....	118	6		81	13
JET, MAIN, #92 .....	63	26		119	22		82	13
	67	43			31		83	15
	68	43		122	5		95	8
JET, MAIN, #95 .....	63	26	MARK, CONTROL BOX .....	112	16		109	29
JET, MAIN, #98 .....	63	26	MARK, ENGINE SWITCH .....	118	8		121	12
JOINT, FUEL TANK .....	90	2	MARK, EX. CAUTION .....	123	26	NUT, FLANGE, 8MM .....	85	13
	94	2	MARK, FUEL .....	119	29		86	8
JOINT, ROD .....	67	19	MARK, HONDA .....	119	28		87	3
			MARK, OIL ALERT .....	118	7		88	9
[ K ]				119	15		91	8
KEY ASSY., COMBINATION SWITCH	123	45			18		94	9
KEY COMP. ....	112	13		122	6		122	12
	123	20			11	NUT, HEX. ....	105	18
		44	MARK, OIL CAUTION .....	119	26	NUT, HEX., 4MM .....	112	24
KEY, 6.3X6.3X33 .....	115	9	MARK, OPERATOR CAUTION .....	119	10	NUT, HEX., 5MM .....	126	10
KEY, 6.3X6.3X43 .....	46	7			14	NUT, HEX., 8MM .....	105	17
KEY, 7X7X33 .....	46	7			21	NUT, PIVOT ADJUSTING .....	51	17
	115	9		123	22	NUT, PUSH .....	56	15
	116	19			23	NUT, SELF-LOCK, 6MM .....	108	23
KEY, CLUTCH CENTER .....	116	20			42	NUT, SPECIAL, 16MM .....	96	8
KEY, SPECIAL WOODRUFF, 25X18 ..	97	9	MARK, SALES POINT .....	119	23		97	8
					30	NUT, TOOL BOX SETTING .....	74	9
[ L ]					11		75	11
LABEL, AIR CLEANER CAUTION ...	119	16	MARK, THROTTLE INDICATION .....	119	11		77	11
LABEL, CAUTION .....	118	4	METER ASSY., FUEL .....	124	7		79	15
	119	14	METER ASSY., HOUR .....	123	47		81	12
		24	MOTOR ASSY., STARTER .....	103	1			
	122	4	MUFFLER COMP. ....	105	3	[ O ]		
LABEL, E-SPEC .....	118	1		84	1	OIL SEAL, 30X46X8 .....	39	9
		2		86	1		41	13
LABEL, FUSE .....	123	48		88	1		44	13
LABEL, WARNING .....	119	13	[ N ]	122	1		45	13
		19					115	10
LENS ASSY., PROTECTOR .....	112	15	NOSE, SILENCER .....	76	6		116	21
LEVER COMP., CHOKE .....	62	18		80	5	OIL SEAL, 30X50X7 .....	116	22
	64	15	NOZZLE, MAIN .....	61	11	O-RING .....	69	22
LEVER COMP., SOLENOID THROTTLE	114	5		64	10	O-RING, 14MM .....	71	23
LEVER, CHOKE .....	67	18		67	11		39	10
LEVER, CHOKE CONTROL .....	69	14		69	21		91	7
	71	14		71	21	O-RING, 26X2.7 .....	42	22
LEVER, COCK .....	62	19		73	11		45	14
	64	16	NUT-WASHER, 6MM .....	103	24		117	23
	72	31	NUT-WASHER, 8MM .....	105	21	O-RING, 37.9X2.4 .....	39	22
LEVER, CONTROL .....	107	10	NUT, AIR CLEANER COVER .....	80	11	O-RING, 9.0X1.3 .....	124	4
LEVER, MANUAL START .....	70	28	NUT, FLANGE, 10MM .....	39	11			
	72	28						

## PART NAME INDEX

Part name	Page	Ref.	Part name	Page	Ref.	Part name	Page	Ref.
[ P ]			PISTON .....	48	2	RUBBER, FUEL .....	83	14
PACKING .....	103	22	PIVOT, ROCKER ARM .....	49	2		92	13
PACKING, AIR CLEANER .....	67	23	PLATE .....	50	6	RUBBER, SUPPORTER .....	90	1
	68	53	PLATE COMP., CLUTCH PRESSURE ..	69	15		94	1
	73	19	PLATE, CLUTCH .....	71	15	RUBBER, TANK CUSHION .....	124	15
PACKING, AIR CLEANER CASE ....	80	9	PLATE, FUEL INDICATION .....	116	7	RUBBER, TANK MOUNTING .....	125	18
PACKING, AIR CLEANER COVER ...	79	4	PLATE, LEVER SETTING .....	116	6			
PACKING, CARBURETOR .....	62	16		125	19	[ S ]		
	64	13	PLATE, SET .....	62	20	SCREEN SET, FUEL STRAINER .....	124	3
	67	14	PLUG, INNER CONNECTOR .....	64	17	SCREEN, FUEL STRAINER .....	73	13
	70	26	PLUG, OUTER CONNECTOR .....	72	32	SCREW-WASHER, 4X14 .....	104	26
	72	27	PLUG, SPARK .....	101	19	SCREW-WASHER, 4X20 .....	102	3
PACKING, CASE COVER .....	73	17		101	20	SCREW-WASHER, 4X6 .....	103	20
	40	2	PROTECTOR COMP., MUFFLER .....	36	16	SCREW-WASHER, 5X12 .....	68	51
	43	2		37	16		70	31
	44	1		122	10		126	11
	45	3	PROTECTOR, CIRCUIT .....	84	2	SCREW-WASHER, 5X20 .....	95	7
PACKING, CHAIN CASE COVER ....	115	2		86	2	SCREW-WASHER, 5X32 .....	103	23
PACKING, ELBOW .....	75	1	PROTECTOR, EX. PIPE .....	88	2	SCREW-WASHER, 6X20 .....	126	12
	76	1		112	14	SCREW SET .....	61	7
	79	1	PROTECTOR, MUFFLER INNER .....	84	3		64	6
PACKING, FUEL COCK .....	63	22	PROTECTOR, MUFFLER OUTER .....	89	14		66	7
	65	19	PULLEY COMP., STARTER .....	123	15		68	46
	72	34	PULLEY, RECOIL STARTER .....	123	14			
PACKING, FUEL FILLER CAP .....	91	5		96	2			48
	94	6	PULLEY, STARTER .....	53	3		69	7
		14	PUMP ASSY., FUEL .....	56	4			19
	124	9		96	3		71	7
PACKING, FUEL STRAINER CUP ...	61	13	[ R ]					19
	71	22	RATCHET, STARTER .....	54	4	SCREW SET, DRAIN .....	61	6
	124	1		56	5		66	6
PACKING, HEAD COVER .....	35	7	RECTIFIER ASSY., REGULATOR ....	111	1		68	47
PACKING, INSULATOR .....	62	17	RECTIFIER ASSY., SILICON .....	111	6		69	6
	64	14		111	6	SCREW SET, PILOT .....	60	5
	67	15	RECTIFIER COMP. ....	123	17		63	28
	69	24	RETAINER, EX. VALVE SPRING ...	123	41		64	5
	71	25	RETAINER, IN. VALVE SPRING ....	51	12		66	5
	73	15		51	11		68	46
PACKING, OIL FILLER CAP .....	41	5	RETAINER, SPRING .....	54	8		69	5
	43	5		56	9		71	5
	44	5	RING SET, PISTON .....	47	1		73	5
PACKING, REDUCTION COVER .....	116	3		48	1	SCREW, CENTER .....	55	11
PANEL COMP., CONTROL .....	111	5	RING, SNAP .....	103	2		56	14
PAN, CLEANER OIL .....	75	6		105	1	SCREW, FLAT, 5X10 .....	125	17
PIN, GOVERNOR WEIGHT .....	41	9	ROD ASSY., CONNECTING .....	49	4	SCREW, PAN, 3X12 .....	112	22
	43	9	ROD, CHOKE .....	67	20	SCREW, PAN, 3X6 .....	63	24
	44	9	ROD, CHOKE CONTROL .....	67	25		65	20
	45	8		68	50		72	37
PIN, LOCK, 10MM .....	39	13	ROD, GOVERNOR .....	106	2	SCREW, PAN, 4X12 .....	112	23
PIN, PISTON .....	49	3	ROD, PUSH .....	50	3	SCREW, PAN, 4X6 .....	108	25
PIN, SPRING, 2X12 .....	63	25	ROPE, RECOIL STARTER .....	55	10		109	37
	65	21		56	11	SCREW, PAN, 5X12 .....	67	35
	73	20	ROTATOR, VALVE .....	51	14	SCREW, PAN, 5X16 .....	108	26
PIN, SPRING, 2X6 .....	114	10	RUBBER, BOTTOM .....	124	11		109	38
PIPE, EX. ....	84	4			12	SCREW, PAN, 5X16.5 .....	79	14
	86	3						
	87	1						
	88	3						

## PART NAME INDEX

Part name	Page	Ref.	Part name	Page	Ref.	Part name	Page	Ref.
SCREW, PAN, 5X28 .....	108	27		72	26	SWITCH ASSY., ENGINE STOP .....	57	4
SCREW, PAN, 5X35 .....	108	28		73	16			5
SCREW, PAN, 5X8 .....	114	9	SPACER, CONTROL LEVER .....	107	14		58	5
SCREW, RECESSED, 5X25 .....	108	22	SPACER, MUFFLER COVER .....	126	7			6
SCREW, SPECIAL, 6X12 .....	112	18	SPANNER, 10X12 .....	120	9			11
SCREW, STOP .....	69	20	SPANNER, 10X14 .....	120	10	SWITCH ASSY., MAGNET .....	105	5
	71	20	SPANNER, 12X14 .....	120	16	SWITCH ASSY., OIL LEVEL .....	38	2
SCREW, TAPPING, 3X6 .....	58	12	SPANNER, 14X17 .....	120	11		39	16
SCREW, TAPPING, 4X6 .....	85	12	SPRING .....	103	17			19
		15	SPRING, AIR CLEANER CASE LID ..	82	5	SWITCH, THERMO .....	122	13
	86	11		83	5			
	89	11	SPRING, BRUSH .....	105	11	[ T ]		
SCREW, TAPPING, 4X8 .....	122	7	SPRING, BRUSH RETURN .....	103	12	TANK ASSY., FUEL .....	94	3
SCREW, TAPPING, 5X20 .....	59	11	SPRING, CABLE RETURN .....	107	17	TANK COMP., FUEL .....	90	3
SCREW, TAPPING, 5X25 .....	126	9	SPRING, CHOKE RETURN .....	114	2	TERMINAL ASSY., HIGH TENSION ..	98	3
SCREW, TAPPING, 5X8 .....	85	11	SPRING, CLUTCH FREE .....	116	8		100	2
		15	SPRING, COCK LEVER .....	62	21		36	14
	86	7		64	18	TUBE, 11X100 .....	67	42
	88	8		72	33	TUBE, 3.5X130 .....	67	41
	126	8	SPRING, CONTROL ADJUSTING .....	107	16	TUBE, 3.5X55 .....	67	41
SCREW, TAPPING, 6X10 .....	86	6	SPRING, FRICTION .....	54	5	TUBE, 3.5X65 .....	67	42
	88	7		56	6	TUBE, 3.5X75 .....	36	14
SCREW, TAPPING, 6X25 .....	126	17	SPRING, GOVERNOR .....	106	3	TUBE, BREATHER .....	78	1
SCREW, THROTTLE STOP .....	61	10	SPRING, LEVER .....	107	11		82	1
	64	9	SPRING, MANUAL CHOKE .....	67	22		83	1
	66	9	SPRING, RATCHET .....	54	7		121	1
	73	9		56	8	TUBE, DIAPHRAGM .....	95	4
SEAL, AIR CLEANER .....	78	9	SPRING, STARTER RETURN .....	54	6	TUBE, FASTENER, 30MM .....	112	21
	121	9		56	7	TUBE, FUEL .....	95	3
SEAL, AIR CLEANER CASE .....	82	7	SPRING, THROTTLE RETURN .....	106	4	TUBE, FUEL TANK .....	93	22
	83	7	SPRING, TORSION COIL .....	69	16	TUBE, FUEL, 4.2X120 .....	92	16
SEAL, AIR CLEANER COVER .....	82	9		71	16	TUBE, FUEL, 4.5X120 .....	92	16
	83	9	SPRING, VALVE .....	51	10	TUBE, FUEL, 4.5X150 .....	92	15
SEAL, CHOKE LEVER .....	67	32	SPRING, WEIGHT RETURN .....	50	7		91	9
SEAL, ELECTRONIC CONTROL UNIT COVER	102	1	SPROCKET COMP., DRIVE .....	116	13	TUBE, FUEL, 4.5X210 .....	94	10
SEAL, MUFFLER PROTECTOR .....	123	16	SPROCKET, DRIVE .....	115	4	TUBE, FUEL, 4.5X222 .....	91	9
SEAL, VALVE STEM .....	50	1	STARTER ASSY., RECOIL .....	53	1	TUBE, FUEL, 4.5X250 .....	92	17
SEAT, VALVE SPRING .....	51	13		56	1	TUBE, FUEL, 4.5X430 .....	91	9
SEPARATOR, AIR CLEANER .....	78	3	STAY ASSY., MANUAL CHOKE .....	67	16	[ U ]		
	121	3	STAY COMP., FUEL PUMP .....	95	2	U-RING .....	70	30
SHAFT .....	103	18	STAY COMP., SOLENOID .....	67	17		72	30
SHAFT COMP., P.T.O. .....	116	15	STAY, AIR CLEANER .....	78	5			
SHAFT, GOVERNOR ARM .....	38	3		82	4	[ V ]		
SHAFT, P.T.O. .....	115	5		83	4	VALVE ASSY., SOLENOID .....	68	49
SHROUD .....	57	3	STAY, MUFFLER COVER .....	126	5		70	27
	59	3			15		123	21
SHROUD COMP., UPPER .....	109	34	STAY, SOLENOID THROTTLE .....	114	4	VALVE SET, FLOAT .....	60	2
	110	1	STOPPER, CHOKE ROD .....	67	21		64	2
SLIDER, GOVERNOR .....	41	10	STOPPER, DISCHARGE GUARD .....	124	13		66	2
	43	10	STRAINER COMP., FUEL .....	92	12		69	2
	44	10	STRAP, CABLE, 118MM .....	112	20	VALVE, DASHPOT CHECK .....	67	28
	45	9	SUSPENSION, COUPLER .....	111	8	VALVE, EX. ....	50	9
SOLENOID ASSY. ....	114	6		123	18			
SPACER COMP., CARBURETOR .....	61	15	SWITCH ASSY., COMBINATION .....	111	12			
	64	12		112	12			
	68	52		123	19			
	69	25			43			

# PART NAME INDEX

Part name	Page	Ref.	Part name	Page	Ref.	Part name	Page	Ref.
VALVE, IN. ....	50	8						
VALVE, UMBRELLA CHECK .....	37	19						
[ W ]								
WASHER COMP., HEAD COVER .....	35	10						
WASHER, 10.5X40X4 .....	115	7						
WASHER, 6X16 .....	42	21						
WASHER, 8MM .....	115	8						
WASHER, 8.2X17X0.8 .....	39	7						
WASHER, CHOKE LEVER .....	67	31						
WASHER, CONTROL LEVER .....	107	12						
WASHER, DRAIN PLUG, 12MM .....	39	12						
	117	26						
WASHER, LOCK, 8.5X35X4.5 .....	46	10						
WASHER, PLAIN .....	63	31						
	65	24						
	68	54						
	72	40						
	73	10						
WASHER, PLAIN, 4MM .....	112	25						
WASHER, PLAIN, 5MM .....	67	36						
	126	13						
WASHER, PLAIN, 6MM .....	41	14						
	43	13						
	44	14						
	45	15						
WASHER, SK .....	103	21						
WASHER, SPRING, 4MM .....	112	26						
WASHER, SPRING, 5MM .....	126	14						
WASHER, SPRING, 8MM .....	117	27						
WASHER, TANK CUSHION .....	124	14						
WASHER, THRUST, 25MM .....	116	18						
WASHER, THRUST, 2.7X8 .....	67	33						
WEIGHT, BALANCER .....	46	6						
WEIGHT, CLUTCH .....	116	10						
WEIGHT, GOVERNOR .....	41	7						
	42	19						
	43	7						
	44	7						
	45	6						
		19						
WIRE, WATER COVER .....	103	15						
WRENCH COMP., SPARK PLUG .....	123	27						
WRENCH, BOX .....	120	6						
		14						
WRENCH, PLUG .....	123	27						
WRENCH, SPARK PLUG .....	120	7						
[ Y ]								
YOKE COMP. ....	103	10						
	105	15						



---

**1**

**FOREWORD INDEX**

---

**2**

**ENGINE GROUP**

---

**3**

**PART NUMBER INDEX**

---

**4**

**PART NAME INDEX**

---

**HONDA**  
The Power of Dreams



# PARTS CATALOGUE NEWS

Service Technology Department, Power Products Operations  
Service Division, Honda Motor Co., Ltd.

## PARTS CATALOGUE - CORRECTED

Printed in Japan

CODE NO.	13Z1D505
PARTS CATALOGUE NEWS	GX270T GX270T2
NEWS NO.	001

Block No.	Ref. No.	Note	Part No.	Description	Reqd. QTY		Serial No.	Parts catalogue code	
					GX 270 T	GX 270 T2			
E-8	2	T	13101-Z1D-900	PISTON (STD.).....	-	1	1177964	----- ES1, LH, LH2, LJG, PX, QBE1, QD, QH, QHB1, QHB5, QHP1, QMH, QN, QP, QTD QTN, QX, QXCK, QXE9, QXK, SD, SH, SJG, SX, SZAX, VKK, VMT, VS3, VS4 VSD4, VSP, VX, VXE8, VXX, VZKK	
					-	1	-----	-----	QCT, QHB2, QHT, QHT1, QHTN, SHB2, SHKR, VPX6
	L	13101-Z5K-000	.....	-	1	-----	1177963	ES1, LH, LH2, LJG, PX, QBE1, QD, QH, QHB1, QHB5, QHP1, QMH, QN, QP, QTD QTN, QX, QXCK, QXE9, QXK, SD, SH, SJG, SX, SZAX, VKK, VMT, VS3, VS4 VSD4, VSP, VX, VXE8, VXX, VZKK	
	4	L	13200-Z1D-000	ROD ASSY., CONNECTING (STD.)...	1	-			
-					1	-----	1177963	ES1, LH, LH2, LJG, PX, QBE1, QD, QH, QHB1, QHB5, QHP1, QMH, QN, QP, QTD QTN, QX, QXCK, QXE9, QXK, SD, SH, SJG, SX, SZAX, VKK, VMT, VS3, VS4 VSD4, VSP, VX, VXE8, VXX, VZKK	
	T	13200-Z1D-900	.....	-	1	1177964	-----	ES1, LH, LH2, LJG, PX, QBE1, QD, QH, QHB1, QHB5, QHP1, QMH, QN, QP, QTD QTN, QX, QXCK, QXE9, QXK, SD, SH, SJG, SX, SZAX, VKK, VMT, VS3, VS4 VSD4, VSP, VX, VXE8, VXX, VZKK	
					-	1	-----	-----	QCT, QHB2, QHT, QHT1, QHTN, SHB2, SHKR, VPX6

NOTE A:PART NO. CHANGE D:NEWLY PROVIDED E:PART NO. DELETION K:REQUIRED NO. CORRECTION L:APPLICATION SERIAL NO. CORRECTION  
M:PART DESCRIPTION CORRECTION T:APPLICATION CORRECTION Z:REMARKS CHANGE



# PARTS CATALOGUE NEWS

Service Technology Department, Power Products Operations  
Service Division, Honda Motor Co., Ltd.

## PARTS CATALOGUE - CORRECTED

Printed in Japan

CODE NO.	13Z1D505
PARTS CATALOGUE NEWS	GX270T GX270T2
NEWS NO.	002

Block No.	Ref. No.	Note	Part No.	Description	Reqd. QTY		Serial No.	Parts catalogue code							
					GX 270 T	GX 270 T2									
E-9	8	L	14711-Z5K-000	VALVE, IN.....	-	1	----- 1432118	ES1, LH, LH2, LJG, PX, QBE1, QD, QH, QHB1, QHB5, QHP1, QMH, QN, QP, QTD, QTN, QX, QXCK, QXE9, QXK, SD, SH, SJG, SX, VKK, VMT, VS3, VS4, VSD4, VSP, VX, VXE8, VXX, VZKK							
			T	14711-Z5K-900	.....	-	1	1432119 -----	ES1, LH, LH2, LJG, PX, QBE1, QD, QH, QHB1, QHB5, QHP1, QMH, QN, QP, QTD, QTN, QX, QXCK, QXE9, QXK, SD, SH, SJG, SX, VKK, VMT, VS3, VS4, VSD4, VSP, VX, VXE8, VXX, VZKK						
	9	L		14721-Z5K-000	VALVE, EX.....	-	1	----- 1432118	QCT, QHB2, QHT, QHT1, QHTN, SHB2, SHKR, SZAX, VPX6						
									ES1, LH, LH2, LJG, PX, QBE1, QD, QH, QHB1, QHB5, QHP1, QMH, QN, QP, QTD, QTN, QX, QXCK, QXE9, QXK, SD, SH, SJG, SX, VKK, VMT, VS3, VS4, VSD4, VSP, VX, VXE8, VXX, VZKK						
									T	14721-Z5K-900	.....	-	1	1432119 -----	ES1, LH, LH2, LJG, PX, QBE1, QD, QH, QHB1, QHB5, QHP1, QMH, QN, QP, QTD, QTN, QX, QXCK, QXE9, QXK, SD, SH, SJG, SX, VKK, VMT, VS3, VS4, VSD4, VSP, VX, VXE8, VXX, VZKK
									-	1	-----	-----	QCT, QHB2, QHT, QHT1, QHTN, SHB2, SHKR, SZAX, VPX6		
E-28	10	L	87516-Z4H-810	MARK, OPERATOR CAUTION (PICTOGRAPH) (MADE IN THAI)	(1)	-	----- 1186076	QBE1, QHB1							
								21	T	87519-Z4H-000	MARK, OPERATOR CAUTION (PICTOGRAPH)	1	-	1186077 -----	QBE1, QHB1, VSP
	-	1	-----	-----	QHB2, SHB2, SHKR, VSP										

NOTE A:PART NO. CHANGE D:NEWLY PROVIDED E:PART NO. DELETION K:REQUIRED NO. CORRECTION L:APPLICATION SERIAL NO. CORRECTION  
M:PART DESCRIPTION CORRECTION T:APPLICATION CORRECTION Z:REMARKS CHANGE

PARTS CATALOGUE NEWS

BOOKNo. :13Z1D505

Block No.	Ref. No.	Note	Part No.	Description	Reqd. QTY		Serial No.	Parts catalogue code
					GX 270 T	GX 270 T2		
E-40-1	23		87516-Z4H-800	MARK, OPERATOR CAUTION (FRENCH) (MADE IN THAI)	1	-	----- 1186076	RA3
	31	A	87516-Z4H-801	.....	1	-	1186077 -----	RA3

NOTE A:PART NO. CHANGE D:NEWLY PROVIDED E:PART NO. DELETION K:REQUIRED NO. CORRECTION L:APPLICATION SERIAL NO. CORRECTION  
M:PART DESCRIPTION CORRECTION T:APPLICATION CORRECTION Z:REMARKS CHANGE



# PARTS CATALOGUE NEWS

Service Technology Department, Power Products Operations  
Service Division, Honda Motor Co., Ltd.

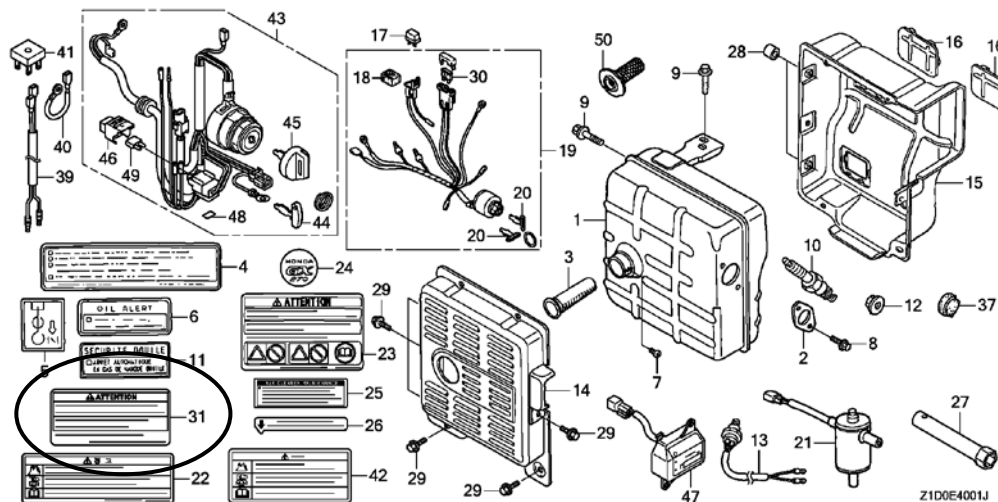
## PARTS CATALOGUE - CORRECTED

Printed in Japan

CODE NO.	13Z1D505
PARTS CATALOGUE NEWS	GX270T GX270T2
NEWS NO.	003

E-40-1 OTHER PARTS (MUFFLER)

※The illustration is corrected as follows.



NOTE A:PART NO. CHANGE D:NEWLY PROVIDED E:PART NO. DELETION K:REQUIRED NO. CORRECTION L:APPLICATION SERIAL NO. CORRECTION  
M:PART DESCRIPTION CORRECTION T:APPLICATION CORRECTION Z:REMARKS CHANGE