

HONDA
MARINE

OUTBOARD MOTOR

BF135Ak2
BF150Ak2

PARTS CATALOGUE

2



BF135AK2



BF150AK2

FOREWORD INDEX

1

ENGINE GROUP

2

FRAME GROUP

3

PART NUMBER INDEX

4

PART NAME INDEX

5

Instruction for use of parts catalogue

- **This parts catalogue was prepared based on the latest information available as of July 20, 2015.**
 - See the parts catalogue news for any revision that is made after July 20, 2015.
- **Always specify the part number when ordering a part.**
 - Check the model, type, serial numbers, color, maker, and the size as needed before ordering a part.
 - Note that the illustrations (part drawings) can differ from the actual parts in shape. They are given just to help you to refer to the parts.
- **When modifications or additions to this parts catalogue are made, a revised edition will be issued at an appropriate time, with successively progressing revision numbers on the cover. We recommend obtaining such revisions in order to keep your parts catalogue up-to-date at all times. To check whether a parts catalogue revision has been issued, please contact your Honda distributor.**

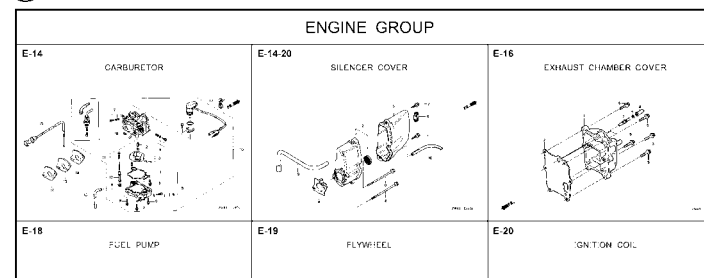
Initial version issue date November 10, 2011
Honda Motor Co., Ltd.

CONTENTS

	Page
● Instruction for use of parts catalogue	1
● How to refer to the part information	2
● Part catalogue structure	3
● When the parts were revised.....	4
● Abbreviations used in the parts catalogue.....	4
● How to check the part block and serial numbers.....	5
● Models, parts catalogue codes and applicable serial numbers.....	6
● Features of each type.....	8
● Fuel hose, general purpose hoses and vinyl hose	10
● FLAT RATE SERVICE TIME	11
● Illustrated index	16
● ENGINE GROUP.....	24
● FRAME GROUP.....	60
● PART NO. INDEX.....	136
● PART NAME INDEX.....	142

How to refer to the part information

A Reference with "Illustrated index"



B Reference with "Part number index"

PART NO. INDEX

Part Number	Page Ref.	Part Number	Page Ref.	Pi
06000		15212-ZW9-000	49 7	17583
		15220-ZW9-003	49 8	17583
06316-ZW9-000	104 1	15332-ZW9-000	74 2	17611
		15332-ZW9-A30	76 2	17611
11000		15400-PFB-004	46 5	17612
		15422-ZW9-000	49 9	17620
11300-ZW9-000	46 1	15473-881-000	49 10	17620
11300-ZW9-800	46 1	15474-ZW9-000	49 11	17624
11340-ZW9-000	46 2	15611-921-000	45 6	17650
11342-ZW9-000	46 3	15655-ZW9-000	46 6	
11381-ZW9-003	47 1			17660
				17661
12000		16000		
		16010-ZV4-005	55 1	17665
12000-ZW9-000ZA	46 4	16011-ZV4-005	55 2	17670
12155-ZV4-A00	48 1	16013-ZW9-003	55 3	17680
12166-ZW9-000	45 1	16016-ZW9-003	55 4	
12209-6B4-681	51 1	16016-ZW9-721	55 4	17701
12210-ZW9-000ZA	45 2	16023-ZW9-003	55 5	17701
12216-ZE2-300	74 1	16024-ZV4-650	55 6	17701
		16028-ZV4-650	55 7	17702

C Reference with "Part name index"

PART NAME INDEX

Part name	Page	Ref.
[A]		
ABSORBER, FUEL	80	5
ARMATURE COMP.	62	7
ARM COMP., LINK JOINT	102	18
ARM COMP., SHIFT LINK	102	14
ARM COMP., TILT	97	20
ARM, FUEL PUMP ROCKER	51	4
ARM, REVERSE LOCK	97	18
ARM, SHIFT LINK	92	7
ARM, STOPPER	52	12
ARM, THROTTLE REMOTE	92	6
ARM, VALVE ROCKER	51	3
[B]		
BAG, TOOL, 160MM	101	10
BAND	103	37
BAND B1, WIRE	37	1
BAND, CORD	35	18
BAND, TUBE CLIP, 11MM	31	20
BAND, TUBE CLIP, 12.5MM	31	19

E-2 CYLINDER HEAD

Ref No.

Ref. No.	Part No.	Description	Reqd. QTY						Serial No.	Parts catalogue code
			9901	9901	1001	1001	1001	1001		
1	12166-ZW9-000	STOPPER, ENGINE SIDE	2	2	2	2	2			
2	12210-ZW9-000ZA	HEAD COMP., CYLINDER	1	1	1	1	1			
3	12251-ZW9-003	GASKET, CYLINDER HEAD	1	1	1	1	1			
4	12310-ZW9-000	COVER COMP., HEAD	1	1	1	1	1			
5	12312-ZW9-000	PACKING, HEAD COVER	1	1	1	1	1			
6	15611-921-000	CAP, OIL	1	1	1	1	1			
7	16617-ZW9-000	HOLDER, CABLE	1	1	1	1	1		SC,SG	
	16617-ZW9-010	1	1	1	1	1	1001801	LHC,LHD	
8	35673-ZV5-003	SENSOR ASSY., WATER	1	1	1	1	1			
9	90003-ZW9-000	BOLT, FLANGE, 6X22	4	4	4	4	4			
10	90007-ZW9-003	BOLT, FLANGE, 8X83	6	6	6	6	6			
11	90011-ZW9-000	BOLT, FLANGE, 6X14(CT200) ...	1	1	1	1	1			
12	90020-ZW9-000	BOLT, FLANGE, 8X40	2	2	2	2	2			
13	91202-KJ9-003	OIL SEAL, 30X32X6	1	1	1	1	1			
14	91301-805-000	O-RING, 26X2.7	1	1	1	1	1			
15	91307-PK2-005	O-RING, 9.5X1.5(HONDA KIKAKI)	1	1	1	1	1			
16	98059-55916	PLUG, SPARK (CR5EH-9)	2	2	2	2	2			
	98059-55926	PLUG, SPARK (U16FER9)	2	2	2	2	2			

Service item F.R.T.

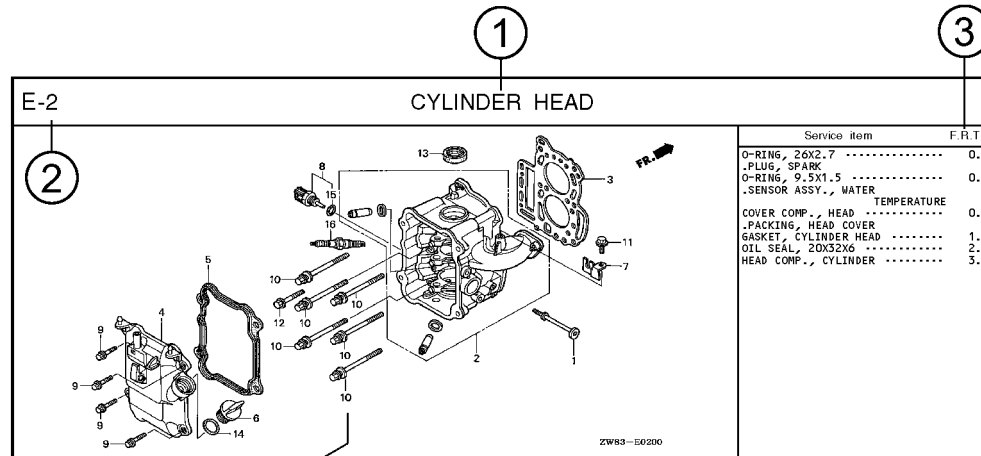
O-RING, 26X2.7	0.1
PLUG, SPARK	0.2
O-RING, 9.5X1.5	0.3
SENSOR ASSY., WATER	
COVER COMP., HEAD	0.3
PACKING, HEAD COVER	1.8
GASKET, CYLINDER HEAD	2.4
OIL SEAL, 20X32X6	2.4
HEAD COMP., CYLINDER	3.1

ZW83-50200

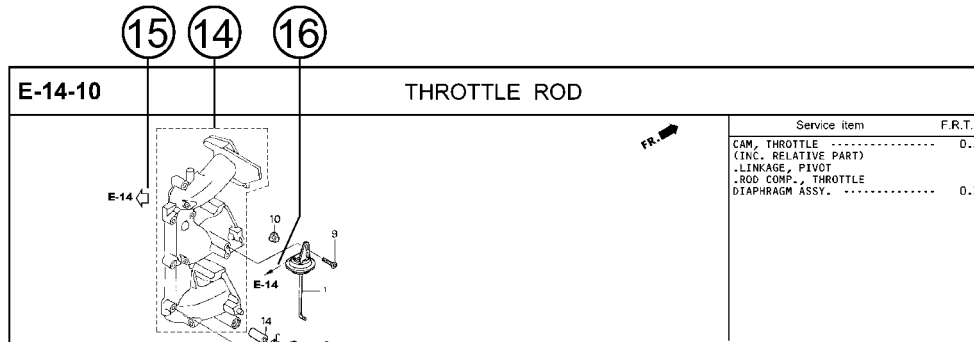
2000.09.20 E

Page No.

Part catalogue structure



Ref. No.	Part No.	Description	Reqd. QTY						Serial No.	Parts catalogue code
			BF 9.9D1	BFF 9.9D1	BF 10D1	BFF 10D1	BF 10B1	BFF 10B1		
1	12166-zw9-000	STOPPER, ENGINE SIDE	2	2	2	2	2			
2	12210-zw9-000ZA	HEAD COMP., CYLINDER								
3	12251-zw9-003	GASKET, CYLINDER HEAD	1	1	1	1	1			
4	12310-zw9-000	COVER COMP., HEAD	1	1	1	1	1			
5	12312-zw9-000	PACKING, HEAD COVER	1	1	1	1	1			
6	15611-921-000	CAP, OIL	1	1	1	1	1			
		(NO GAUGE)								
7	16617-zw9-000	HOLDER, CABLE	1	1	1	1	1		SC,SG	
	16617-zw9-010		1	1	1	1	1		1001800 LHC,LHD	



① Block title ② Block number

③ Service item/Flat rate time

④ Reference number

- Title number marked with the parenthesis or parentheses indicates that it continues from the previous page.

⑤ Part number ⑥ Honda color code

⑦ Description

⑧ Assemblies

- Sections framed with broken lines in the exploded view drawings are available as complete assemblies. (Their individual parts can also be obtained.)

⑨ Color description

⑩ Note

- Notes are shown with the parentheses in the part name column.

⑪ Required quantity

- Required QTY shown in the parenthesis or parentheses indicates the optional part.
- Required QTY marked with "N" Indicates the optional part that should be selected as needed.
- Required QTY indicates the number of the part used in the block.

⑫ Serial number

⑬ Type

- When the type column is blank, it indicates that the part is applicable to all types.
- As the type of the actual unit may differ from the "parts catalogue, type" please refer to "Models, types and applicable serial numbers" for confirmation.

⑭

- Parts enclosed within a dotted line are covered in a different block.

⑮

- A hollow arrow indicates the block No. for the parts enclosed within a dotted line.

⑯

- A solid arrow indicates the block No. the part in question is connected to.

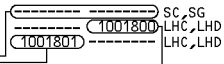
When the parts were revised



Be sure to check the serial number!!



Ref. No.	Part No.	Description	Reqd. QTY						Serial No.
			BF 9.9D1	BFP 9.9D1	BF 10D1	BFP 10D1	BF 10B1	BFP 10B1	
1	12166-ZW9-000	STOPPER, ENGINE SIDE	2	2	2	2	2	2	
2	12210-ZW9-000ZA	HEAD COMP., CYLINDER							
		NH8.....DARK GRAY	1	1	1	1	1	1	
3	12251-ZW9-003	GASKET, CYLINDER HEAD	1	1	1	1	1	1	
4	12310-ZW9-000	COVER COMP., HEAD	1	1	1	1	1	1	
5	12312-ZW9-000	PACKING, HEAD COVER	1	1	1	1	1	1	
6	15611-921-000	CAP, OIL (NO GAUGE)	1	1	1	1	1	1	
7	16617-ZW9-000	HOLDER, CABLE (###)	1	1	1	1	1	1	
	16617-ZW9-010		1	1	1	1	1	1	



The number has been used from the initial model without revision. When shown at the left side, it is applicable to the models of No.1001801 and the subsequent numbers. When shown at the right side, it is applicable to the models up to No.1001800.

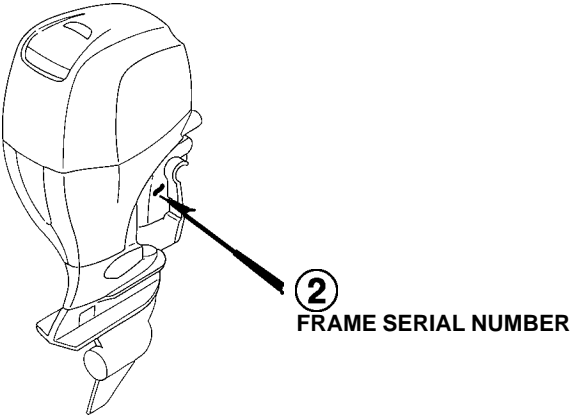
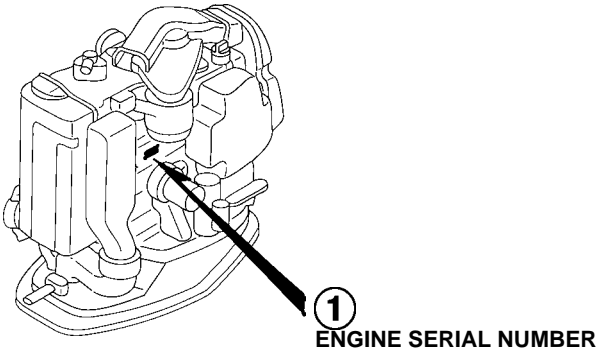
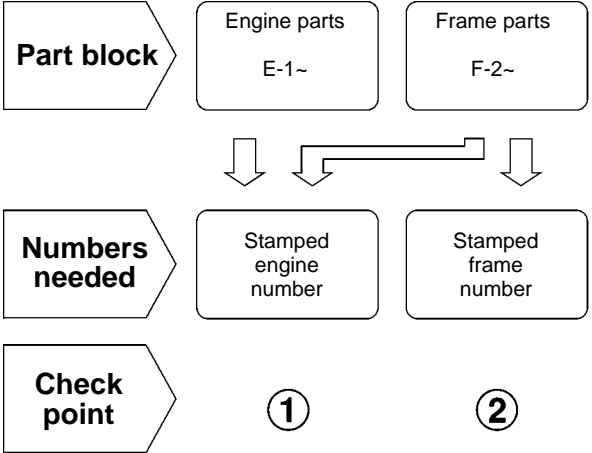
• The parts listed with "###" at the end of the parts name have limited supply period (parts not for sale).

Abbreviations used in the parts catalogue

• The following abbreviations are used in the parts name column.

- A Ampere
- A.C. Alternating current
- ASSY. Assembly
- AT. Automatic transmission
- C.D.I. Capacitive discharge ignition
- COMP. ... Complete
- D.C. Direct current
- EX. Exhaust
- G.F.C.I ... Ground fault circuit interruptor
- HEX. Hexagonal
- H.S.T. Hydrostatic transmission
- FR.Front
- IN.Inlet
- L (100L) .Link (100 Links)
- L.Left
- MMMillimeter
- MT.Manual Transmission
- P.T.O.Power take off
- R.Right
- RR.Rear
- STD.Standard
- T (22T) ...Tooth (22 Teeth)
- VVolt
- WWatt

How to check the part block and serial numbers



Models, parts catalogue codes and applicable serial numbers

1

- Models, parts catalogue codes and applicable serial Nos. given in this parts catalogue can be identified as follows.

Model	Type	Parts catalogue type	Engine		Applicable engine serial No.	Applicable frame serial No.
			Model	Type		
BF135Ak2	LCU	LCU	BF135A4	SE	BEARJ-1000001~	BASJ-1400001~
	LD	LD				BARJ-1400001~
	LU	LU				BASJ-1400001~
	XCD	XCD				BARJ-1400001~
	XCU	XCU				
	XD	XD				
	XU	XU				
BF150Ak2	L3	L3	BF150A4	SE	BEANJ-1000001~	BANJ-1400001~
	LCU	LCU				BAPJ-1400001~
	LD	LD				BANJ-1400001~
	LU	LU				
	X3	X3				
	XC3	XC3				
	XCD	XCD				
	XCU	XCU				BAPJ-1400001~

Model	Type	Parts catalogue type	Engine		Applicable engine serial No.	Applicable frame serial No.
			Model	Type		
BF150Ak2	XD	XD	BF150A4	SE	BEANJ-1000001~	BANJ-1400001~
	XU	XU				

Features of each type

- See the following table for the features of each type. (Items in brackets are optional)

Specifications		Model	BF135Ak2						BF150Ak2							
		Type	LCU	LD	LU	XCD	XCU	XD	XU	L3	LCU	LD	LU	X3	XC3	XCD
Transom height	508 mm		●	●	●					●	●	●	●			
	635 mm					●	●	●	●					●	●	●
Counter rotation			●			●	●				●				●	●
Remote control			(●)	(●)	(●)	(●)	(●)	(●)	(●)	●	(●)	(●)	(●)	●	●	(●)
Tacho meter										●				●	●	
Trim meter										●				●	●	
Propeller	14-1/2X15		(●)	(●)	(●)	(●)	(●)	(●)	(●)	(●)	(●)	(●)	(●)	(●)	(●)	(●)
	14-1/4X17		(●)	(●)	(●)	(●)	(●)	(●)	(●)	●	(●)	(●)	(●)	●	●	(●)
	14X19		(●)	(●)	(●)	(●)	(●)	(●)	(●)	(●)	(●)	(●)	(●)	(●)	(●)	(●)
	14-3/4X19			(●)	(●)			(●)	(●)	(●)		(●)	(●)	(●)		
	14X21		(●)	(●)	(●)	(●)	(●)	(●)	(●)	(●)	(●)	(●)	(●)	(●)	(●)	(●)
	14-1/2X21			(●)	(●)			(●)	(●)	(●)		(●)	(●)	(●)		
	14-1/2X23		(●)	(●)	(●)	(●)	(●)	(●)	(●)	(●)	(●)	(●)	(●)	(●)	(●)	(●)
	14-1/4X23			(●)	(●)			(●)	(●)	(●)		(●)	(●)	(●)		
	14X25			(●)	(●)			(●)	(●)	(●)		(●)	(●)	(●)		
	15-1/2X13			(●)	(●)			(●)	(●)	(●)		(●)	(●)	(●)		
	15-1/4X15			(●)	(●)			(●)	(●)	(●)		(●)	(●)	(●)		
15X17			(●)	(●)			(●)	(●)	(●)		(●)	(●)	(●)			

Specifications		Model	BF150Ak2		
		Type	XCU	XD	XU
Transom height	508 mm				
	635 mm	●	●	●	
Counter rotation		●			
Remote control		(●)	(●)	(●)	
Tacho meter					
Trim meter					
Propeller	14-1/2X15	(●)	(●)	(●)	
	14-1/4X17	(●)	(●)	(●)	
	14X19	(●)	(●)	(●)	
	14-3/4X19		(●)	(●)	
	14X21	(●)	(●)	(●)	
	14-1/2X21		(●)	(●)	
	14-1/2X23	(●)	(●)	(●)	
	14-1/4X23		(●)	(●)	
	14X25		(●)	(●)	
	15-1/2X13		(●)	(●)	
	15-1/4X15		(●)	(●)	
	15X17		(●)	(●)	

Fuel hose, general purpose hoses and vinyl hose

- The standard part fuel hose, general purpose hose and vinyl hose may be substituted by the coiled bulk part.
- When ordering the standard part fuel hose, general purpose hose and vinyl hose use the bulk part number written in the parts catalog in brackets () underneath the part name.
- When exchanging the hose, cut and use at the specified length as mentioned in the part name.
(For the method of cutting the bulk part, and method of filling out orders etc., please refer to the instructions issued with the bulk part.)

Bulk part number of fuel hose, general purpose hose and vinyl hose.

Example: 9 5 0 0 1 - 7 5 0 0 1 - 5 0 M

Bulk part number:

Refers to the bulk part.

Marking code (fuel hose and general purpose hose)

Change code (Vinyl hose)

Indicates number mark or change sequence, however, the code for the bulk part must be strictly 0 (zero).

Types of code:

- | | | | | | |
|-------------|--|----------------|-------------|--------------|---------------|
| • Fuel hose | 2: Red outside braid
(3 mm inside dia. only) | • General hose | 1: Ash gray | • Vinyl hose | 1: Clear |
| | 5: Black inside braid | | 2: Ash gray | | 2: Black |
| | 3: Red (3 mm inside dia. only) | | 3: Black | | 3: Light red |
| | 4: Ash gray with red stripe
(3 mm inside dia. only) | | 5: Black | | 6: Light red |
| | 6: Black | | | | 7: Pale black |

Lengths:

- | | |
|---------------------|--|
| 001: 1 m (standard) | } Application or specification of some parts is not settled. |
| 003: 3 m | |
| 008: 8 m | |

I.D code: (fuel hose and general purpose hose)

- | | | | | |
|------------|--------------------|--------------------|-----------------------------|-----------------------------|
| 30: 3.0 mm | 50: 5.0 mm | 70: 7.0 mm | 11: 11 mm | 12: 12 (outside dia. 17) mm |
| 35: 3.5 mm | 55: 5.3 mm, 5.5 mm | 75: 7.3 mm, 7.5 mm | 91: 12 (outside dia. 15) mm | 14: 14 mm |
| 45: 4.5 mm | 65: 6.5 mm | 80: 8.0 mm | 92: 12 (outside dia. 16) mm | 17: 17 mm |

ID./OD. code: (vinyl hose)

- | | | | | |
|-------------------------|--------------------------|---------------------------|---------------------------|---------------------------|
| 01: ID. 2.9, OD. 6.8 mm | 12: ID. 5.0, OD. 7.0 mm | 21: ID. 8.0, OD. 9.0 mm | 37: ID. 11.0, OD. 15.0 mm | 50: ID. 16.0, OD. 19.0 mm |
| 03: ID. 3.0, OD. 6.0 mm | 10: ID. 5.0, OD. 8.0 mm | 23: ID. 8.0, OD. 12.0 mm | 38: ID. 12.0, OD. 13.0 mm | 55: ID. 17.5, OD. 20.5 mm |
| 05: ID. 3.5, OD. 6.5 mm | 11: ID. 5.0, OD. 9.0 mm | 25: ID. 9.0, OD. 11.0 mm | 39: ID. 12.0, OD. 14.0 mm | 60: ID. 22.0, OD. 27.0 mm |
| 07: ID. 4.0, OD. 7.0 mm | 14: ID. 6.0, OD. 9.0 mm | 27: ID. 9.0, OD. 13.0 mm | 40: ID. 12.0, OD. 16.0 mm | |
| 08: ID. 4.5, OD. 6.5 mm | 17: ID. 7.0, OD. 9.0 mm | 33: ID. 10.0, OD. 14.0 mm | 43: ID. 13.0, OD. 15.0 mm | |
| 09: ID. 4.5, OD. 8.0 mm | 19: ID. 7.0, OD. 11.0 mm | 36: ID. 11.0, OD. 13.0 mm | 45: ID. 14.0, OD. 18.0 mm | |

Hose type:

- 1: Fuel hose
3: Vinyl hose
5: General hose

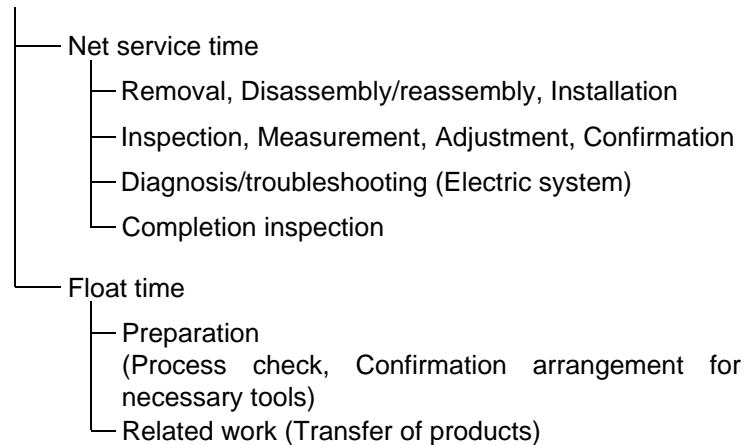
⊙ **CAUTION: It is DANGEROUS to confuse the fuel hose with the general purpose hose or vinyl hose.**

Never use a general purpose hose or vinyl hose in place of a fuel hose or vice versa. Always use the correct bulk part in the parts catalogue, according to the service manual or the instructions issued with the bulk part.

FLAT RATE SERVICE TIME

Flat rate service time (FRT) means the standard time required to service a product, which is listed in this manual to help the dealers control the actual working process and calculate the service charge by using it as a guide.

FRT setting system



* Float time is set by multiplying the net service time by a given coefficient.

Editorial style

The service items shown in the text are listed with the exchange work time for the repair sales parts as the subject. Other representative service items not using repair parts (removal/installation, adjustment, inspection/measuring, and other work) are listed collectively in the list in the preface, classified according to the work.

FRT setting standard

- Decimal system (in unit of 0.1) is adopted to set FRT as it is convenient to calculate the wage.
Example: (0.1) → 6 minutes, (0.2) → 12 minutes
[Labor cost per hour] x [FRT] = [Wage]
- FRT is set with a hand tool.
- Service items and FRT can be subject to change depending on development of tools and service equipment and improvement in service procedure.

Work procedure

- As the work procedure is set with the work time according to the method in the separate Service Manual, refer to this Manual as required.
- Work methods permitting servicing in the shortest time still permitting assurance of safe work and product warranty are used for the setting of service items not listed in the Service Manual.
- Work basically is to be performed by one person, and when two or more people are required, setting is done as the total time for the number of people.
- The set value for the technological level of the workers uses a person with three years of experience in the repair of Honda products as the standard.
- Special tools and service equipment used to set FRT are those specified or recommended in Service Manual.

Service item whose FRT is not presented

- Accessories and service parts that are not listed to use in this manual.
 - Locations with little aging deterioration or breakage during normal use.
 - Service work that can be finished by one touch.
 - Service work that is seldom done (i.e. extremely small causes of trouble and service frequency).
 - Products and parts whose location for installation differs according to its status of use and application.
- * When FRT is not presented, please calculate wages based on appropriate actual work time.

Operation not included of FRT

- Oil and coolant water draining, Waiting time for warming up operation and etc..
- Additional operation that involves removal/installation of standard exterior equipment.
- Indirect time spent for service by visiting the customer, trade-in, and delivery.
- Indirect time required for ordering and delivery of parts.
- Cost for grease, adhesive agent, etc. used for service work.

Explanation of FRT by using an example
(The example may differ from the actual presented items)

Ref. No.	L.O.N.	(Relative ref. Number) Description	F.R.T.
①	1111L1	④ (1, 3, 4, 7) VALVE, INTAKE4.1	②
②		• NOTE: OHV type ⑥	⑦
③	1111L1A	• Includes: Engine removal and installation One head (intake all) add1.4 ⑤	

- ① Reference No. of the illustration of part that shows location of the replacement work.
- ② FRT is an abbreviation of Flat Rate Time indicating the standard service time required for the replacement.
- ③ LON is an abbreviation of Labor Operation Number, and it is a classification of the service items by the work unit code.

The same operation code is used regardless of the models.

Standard operation is indicated with 6 digits code, and additional operation is indicated with 7 digits code.

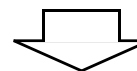
- ④ Indicating the intake valve replacement and FRT4.1.
- ⑤ Indicating FRT1.4 that will be added when additional operation (whole intake side of one cylinder head) is done in association with intake valve replacement.

- ⑥ Indicating work condition or application condition of the service item.
- ⑦ Indicating work contents that are included in the service item.
- ⑧ Indicating a reference No. whose operation and time are the same as FRT4.1 for the intake valve.

(The application range is limited to the service items without an LON setting within a same block.)

How to refer to the service item by using the sample
 (intake valve replacement)

Open to the page of the block where the intake valve's spare part illustration is shown.



Look for the intake valve illustration, and refer to the service item and FRT that agree with the reference No.

Indication mark for the listing of service items that continues to the following page

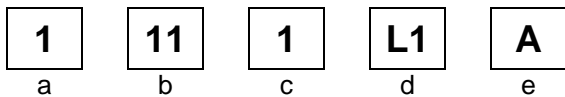
Ref. No.	L.O.N.	(Relative ref. Number) Description	F.R.T.
2	1111L1	VALVE, INTAKE	4.1
	.	.	.
	.	.	.

+
Mark indicated at the last line.

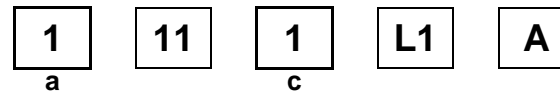
Indication of the block with no setting of FRT

Ref. No.	L.O.N.	(Relative ref. Number) Description	F.R.T.
NO INFORMATION			

• LON code system



- a) Category code..... Engine
- b) Location/function code..... Engine upper
- c) Operation code..... Replace
- d) Operation sequence number (Unit code can be shown with alphabet)
..... Intake valve
(No regular rule of code)
- e) Additional code One head (intake all)
(No regular rule of code)



a) Category codes and classification

Code	Category
1	Engine
2	Power drive
3	Fuel & Exhaust
4	Frame & Body
5	Steering
6	Electrical
7	Axle & Brake
8	Control system
9	-
0	Attachments

c) Operation codes and classification

Code	Operation category
1	Replace, Removal/Installation, Change
2	Overhaul
3	Adjust, Rotation
4	(Paint-related work: Top-coat)
5	Test, Inspect/diagnose, Measurement
6	(Overhaul-related work: Rebore)
7	(Overhaul-related work: Reseal)
8	(Resurface)
9	(Paint-related work: Refinish)
0	Repair, Cleaning, Air bleeding

Major service items without using spare parts
Removal/Installation, Adjustment, Inspection/Masurement, Other work

E: Engine, T: Transmission, D: Drive system, B: Body and related parts

• Removal/Installation

Set with the parts configuration in the status of being removed from the product.

	LON	DESCRIPTION	FRT
E	1001A2	ENGINE-REMOVAL/INSTALLATION	4.9
	6131C2	ALTERNATOR-REMOVAL/INSTALLATION	0.4
D	2101S4	GEAR CASE-REMOVAL/INSTALLATION	0.7
B	8171D4	POWER TRIM-TILT ASSEMBLY-REMOVAL/INSTALLATION	2.5

• Adjustment

	LON	DESCRIPTION	FRT
E	1113A1	VALVE CLEARANCE-ADJUSTMENT NOTE: For 1 product	1.7
	6133A0	ALTERNATOR BELT TENSION-ADJUSTMENT	0.2
	8113B1	THROTTLE CABLE-ADJUSTMENT	0.2

• Inspection/Masurement

	LON	DESCRIPTION	FRT
E	1105A0	ENGINE OIL-INSPECTION	0.2
	3105A0	VAPOR SEPARATOR FUEL STRAINER-INSPECTION	0.6
	3115A0	FUEL PRESSURE/DISCHARGE-TEST	0.5

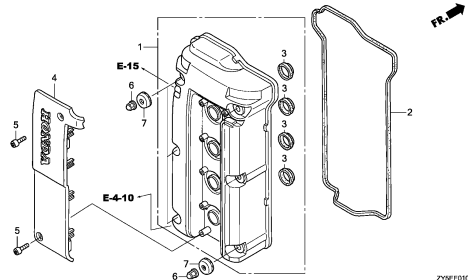
• Other work

	LON	DESCRIPTION	FRT
E	1101E1	ENGINE OIL-CHANGE INCLUDES: Engine oil-inspection	0.3
	6140A0	SPARK PLUG-ADJUSTMENT/CLEANING INCLUDES: Spark plug check NOTE: For 1 product	0.4
D	3100A2	WATER SEPARATOR-CLEANING	0.5

ENGINE GROUP

E-1

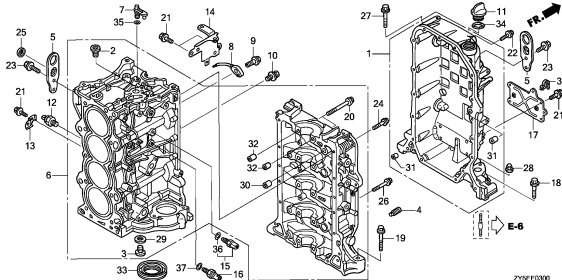
CYLINDER HEAD COVER



ZYSEED100

E-3

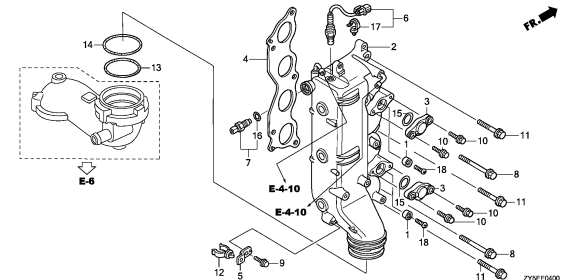
CYLINDER BLOCK



ZYSEED000

E-4

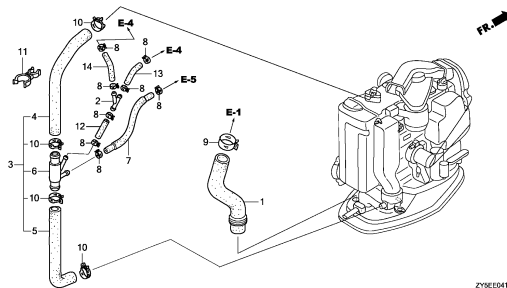
EXHAUST MANIFOLD



ZYSEED000

E-4-10

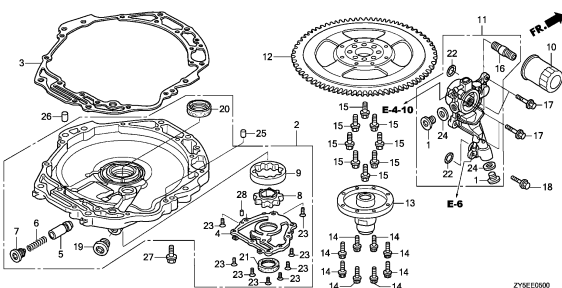
WATER HOSE



ZYSEED010

E-5

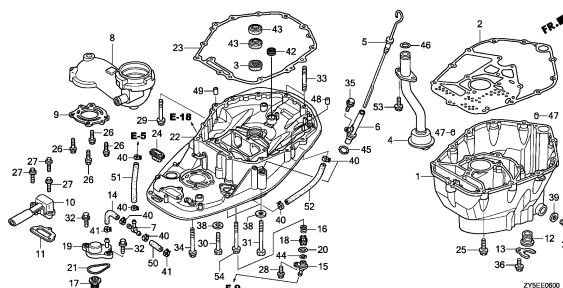
OIL PUMP/FLYWHEEL



ZYSEED000

E-6

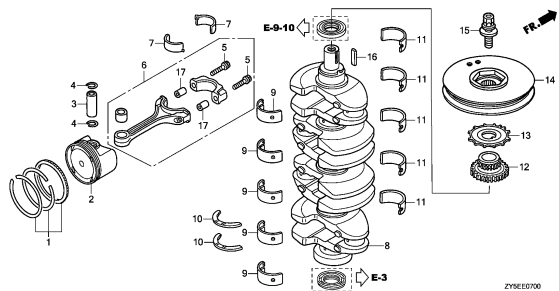
OIL PAN



ZYSEED000

E-7

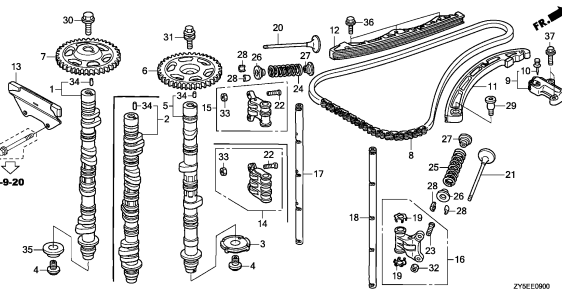
CRANKSHAFT/PISTON



ZYSEED700

E-9

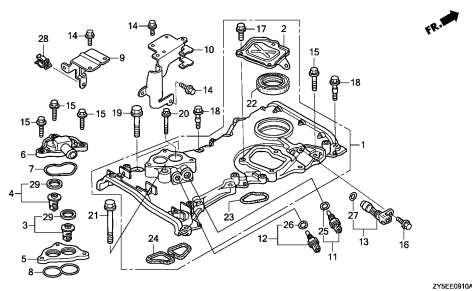
CAMSHAFT/VALVE



ZYSEED000

E-9-10

CHAIN CASE/THERMOSTAT

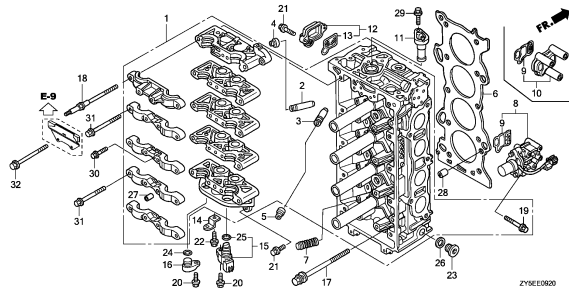


ZYSEED010A

ENGINE GROUP

E-9-20

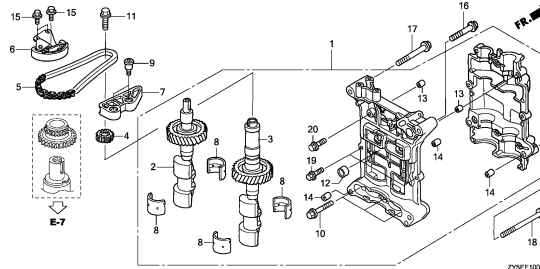
CYLINDER HEAD



ZYSEED920

E-10

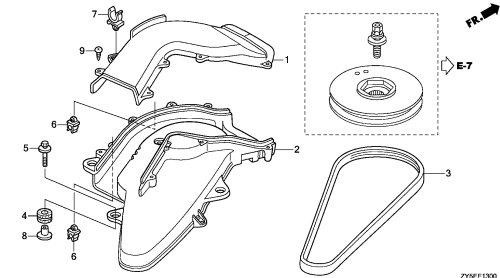
BALANCER SHAFT



ZYSEI1000

E-13

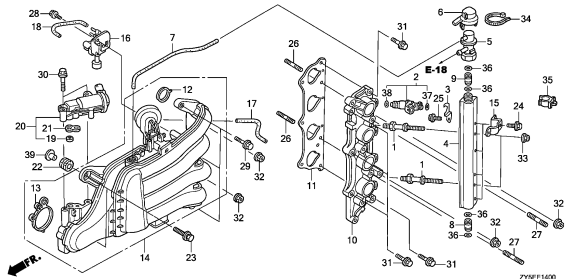
SILENCER DUCT



ZYSEI1300

E-14

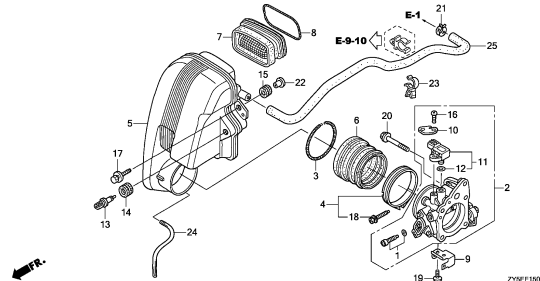
INTAKE MANIFOLD/INJECTOR



ZYSEI1400

E-15

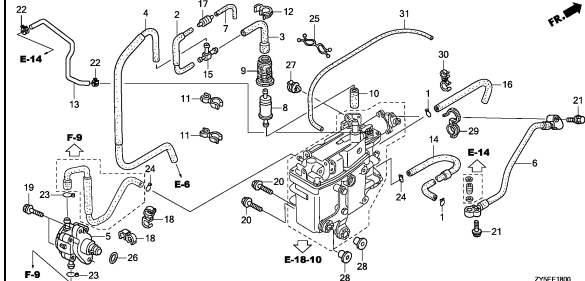
THROTTLE BODY



ZYSEI1900

E-18

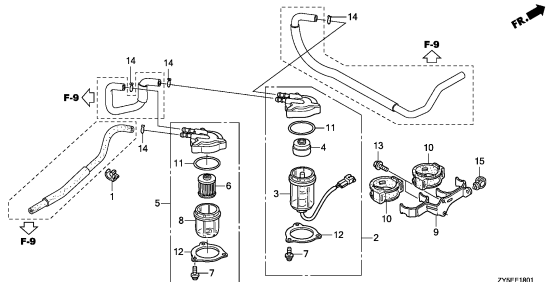
FUEL PUMP/FUEL HOSE



ZYSEI1800

E-18-1

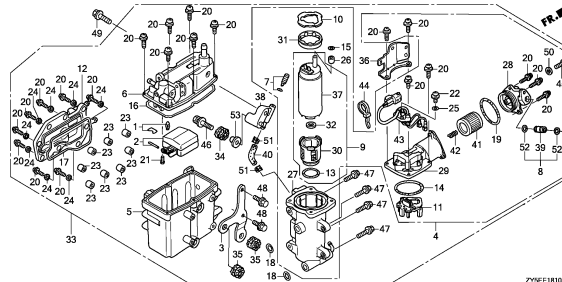
WATER SEPARATOR



ZYSEI1801

E-18-10

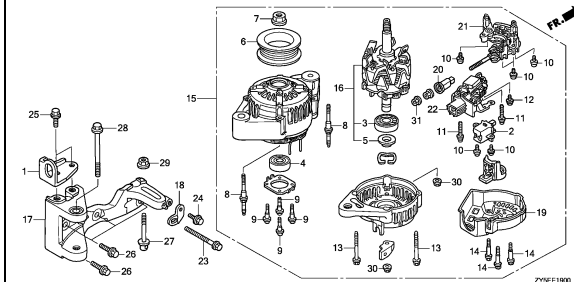
VAPOR SEPARATOR ASSY.



ZYSEI1810

E-19

A.C. GENERATOR



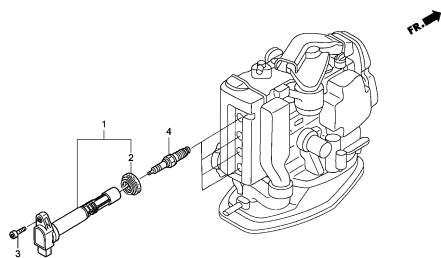
ZYSEI1800

2

ENGINE GROUP

E-20

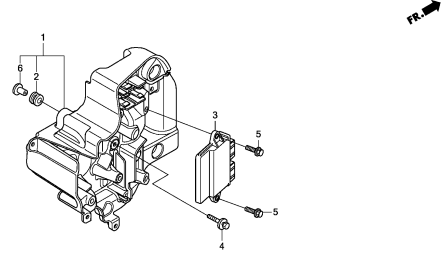
IGNITION COIL/PLUG



ZYSEI2000

E-20-10

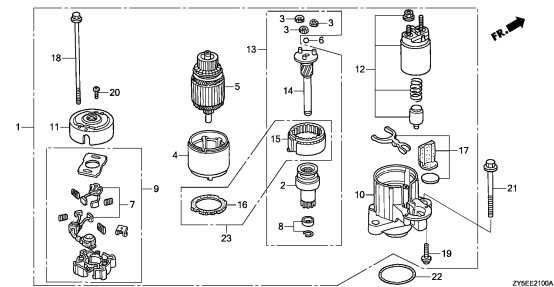
ELECTRONIC CONTROL UNIT



ZYSEI2010

E-21

STARTER MOTOR



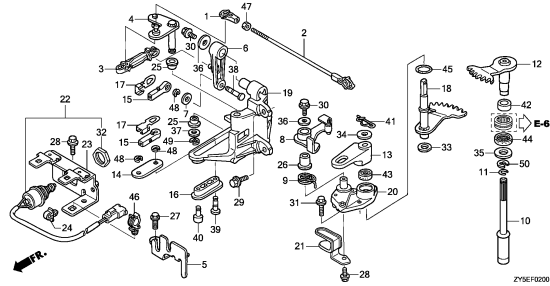
ZYSEI2100A

2

FRAME GROUP

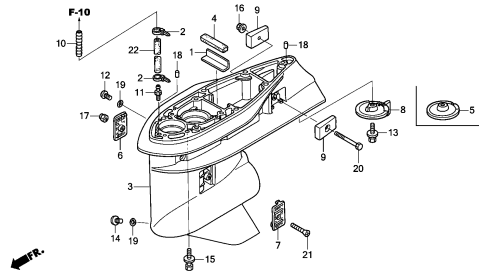
F-2

SHIFT SHAFT



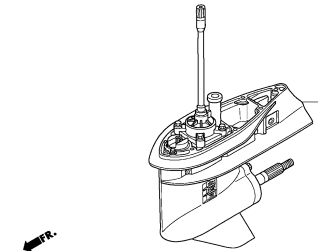
F-3

GEAR CASE



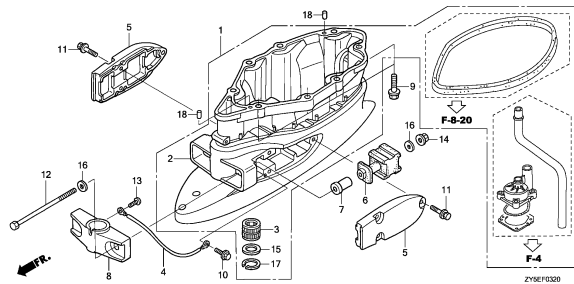
F-3-10

GEAR CASE ASSY.



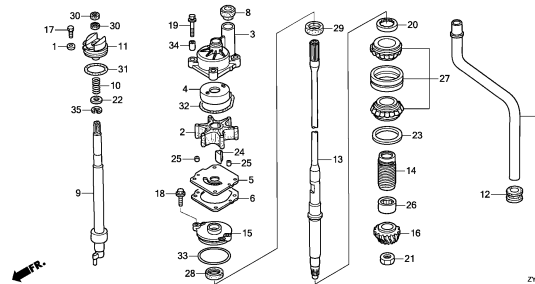
F-3-20

EXTENSION CASE



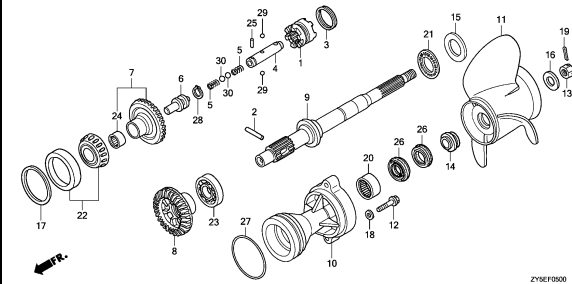
F-4

WATER PUMP/VERTICAL SHAFT



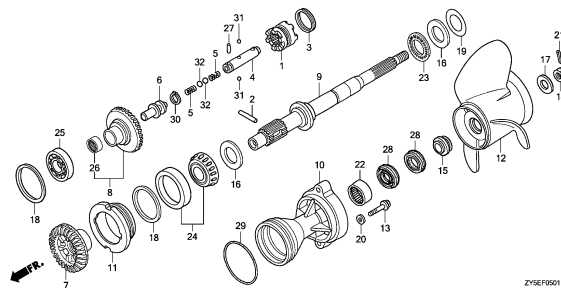
F-5

PROPELLER SHAFT/PROPELLER



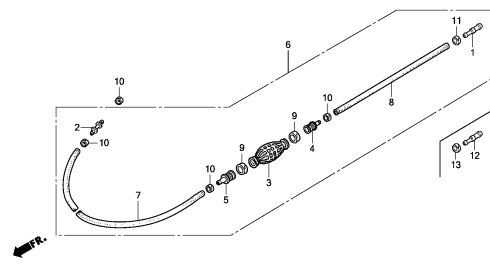
F-5-1

PROPELLER SHAFT/PROPELLER(COUNTER ROTATION)



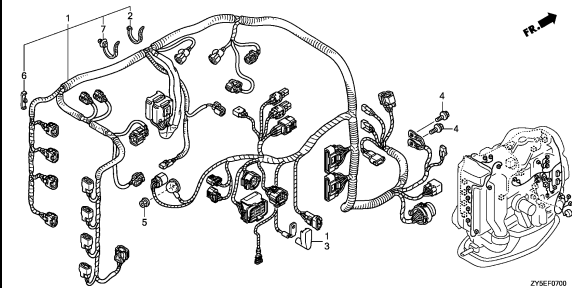
F-6

FUEL TUBE(1)



F-7

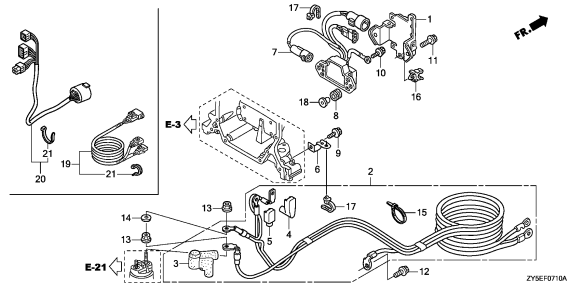
WIRE HARNESS



FRAME GROUP

F-7-10

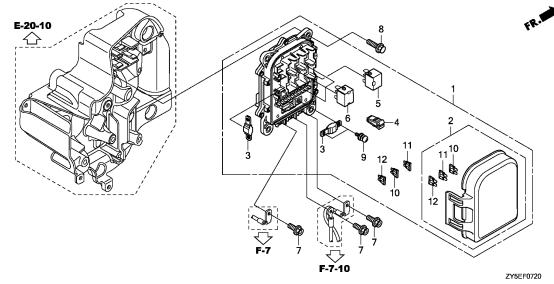
STARTER CABLE



ZY9E10710A

F-7-20

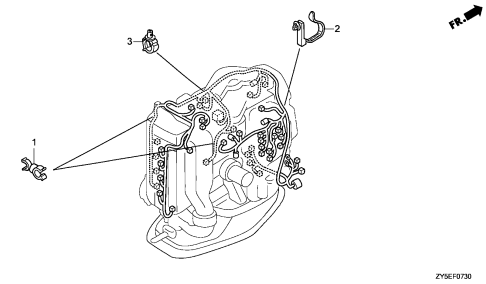
FUSE BOX/RELAY



ZY9E10720

F-7-30

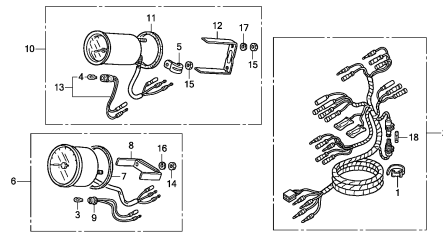
CLAMP



ZY9E10730

F-7-40

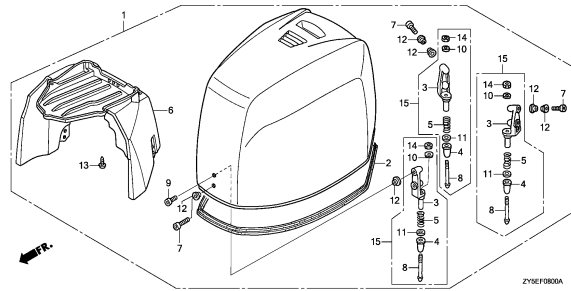
METER



ZY9E10740

F-8

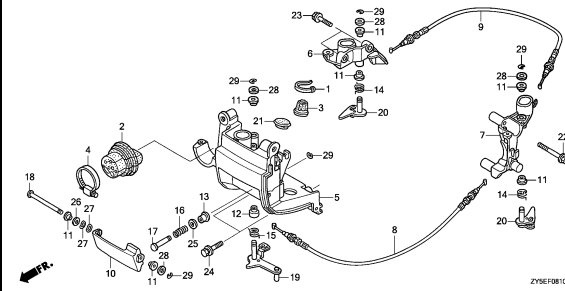
ENGINE COVER ASSY.



ZY9E1080A

F-8-10

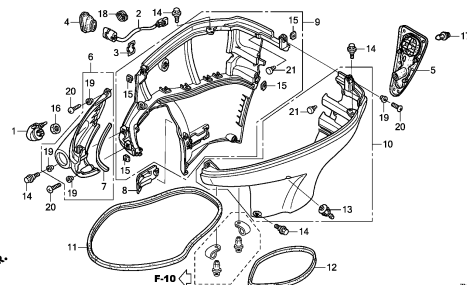
FR. COVER BRACKET/FR. LOCK



ZY9E10810

F-8-20

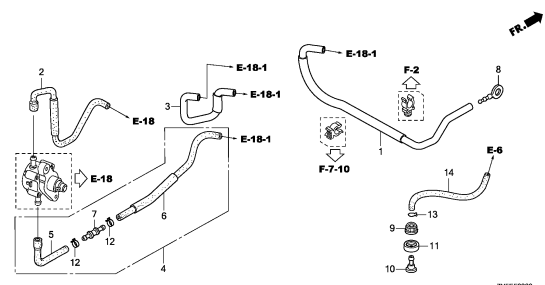
UNDER COVER



ZY9E10820

F-9

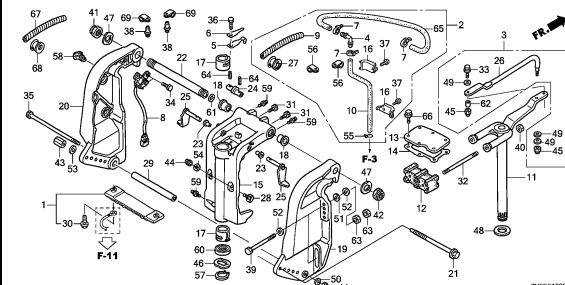
FUEL TUBE(2)



ZY9E10900

F-10

STERN BRACKET/SWIVEL CASE

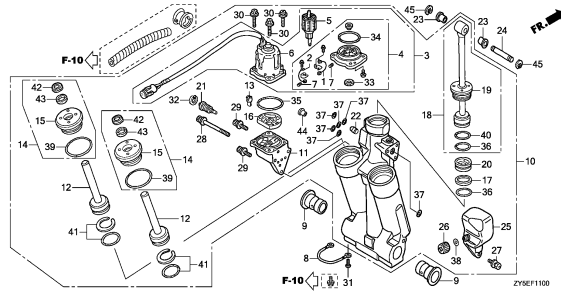


ZY9E11000

FRAME GROUP

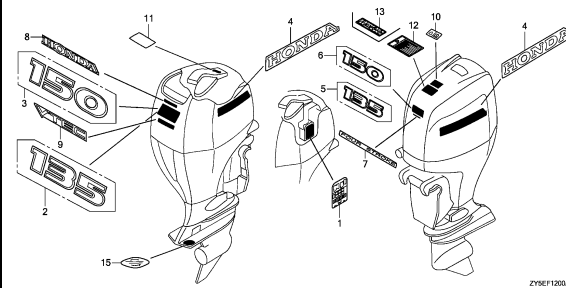
F-11

POWER TRIM-TILT



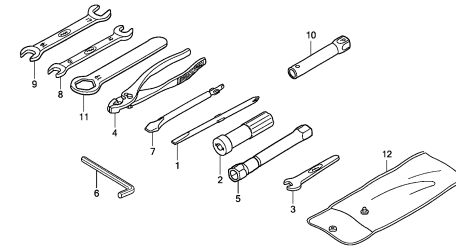
F-12

LABELS



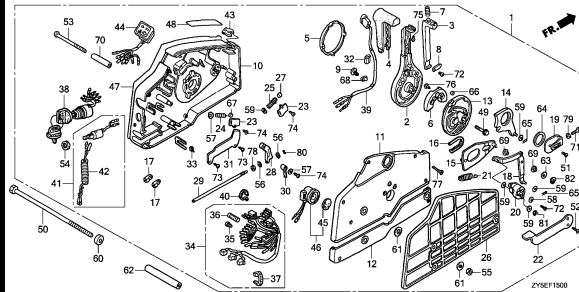
F-13

TOOLS



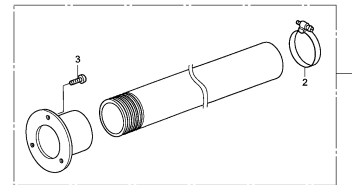
F-15

REMOTE CONTROL



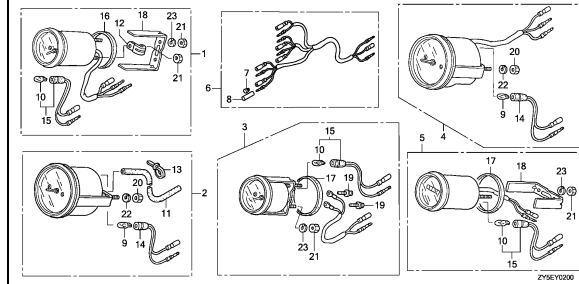
FOP-1

RIGGING HOSE KIT



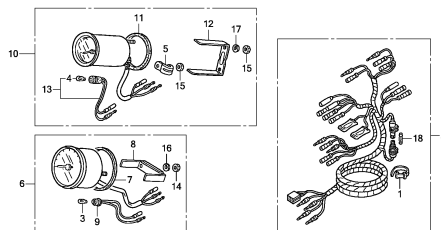
FOP-2

METER(1)



FOP-2-1

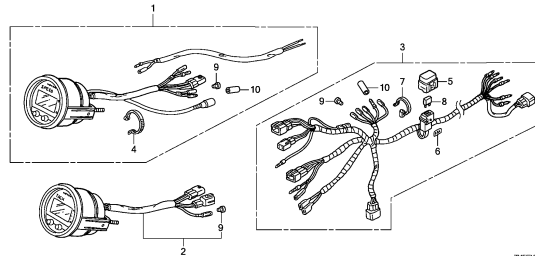
METER(2)



ZYSEY0201A

FOP-2-2

METER(3)



ZYSEY0202A

FOP-3

ENGINE COVER



ZYSEY0300

FRAME GROUP

FOP-4

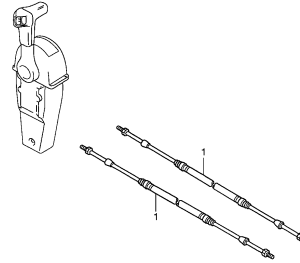
REMOTE CONTROL COVER KIT



ZYSEY0400

FOP-5

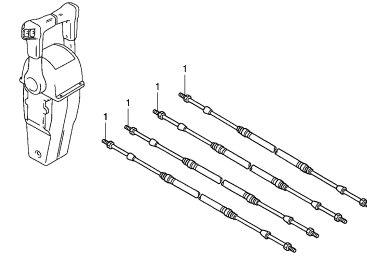
CABLE(SINGLE)



ZYSEY0500

FOP-5-1

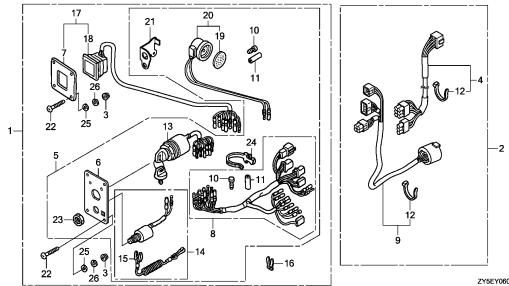
CABLE(DUAL)



ZYSEY0501

FOP-6

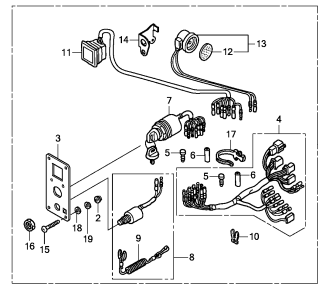
CONTROL PANEL(1)



ZYSEY0600

FOP-6-1

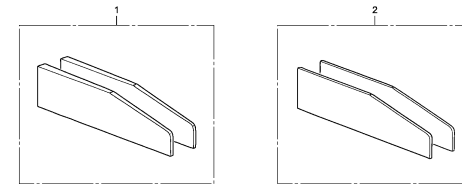
CONTROL PANEL(2)



ZYSEY0601

FOP-7

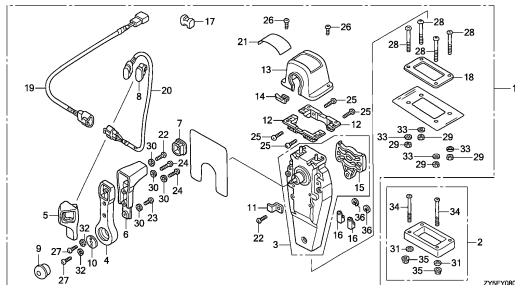
TRIM ADJUST PLATE SET



ZYSEY0700

FOP-8

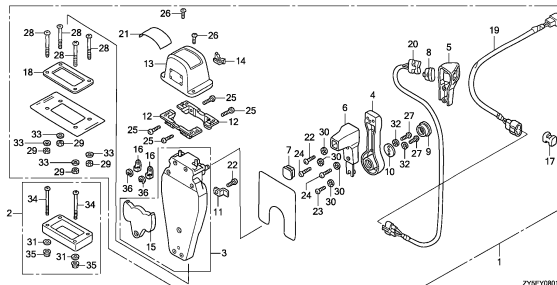
REMOTE CONTROL(TOP MOUNT SINGLE TYPE)(RIGHT)



ZYSEY0800

FOP-8-1

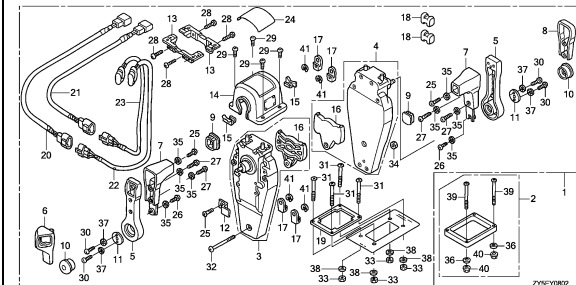
REMOTE CONTROL(TOP MOUNT SINGLE TYPE)(LEFT)



ZYSEY0801

FOP-8-2

REMOTE CONTROL(TOP MOUNT DUAL TYPE)(RIGHT)

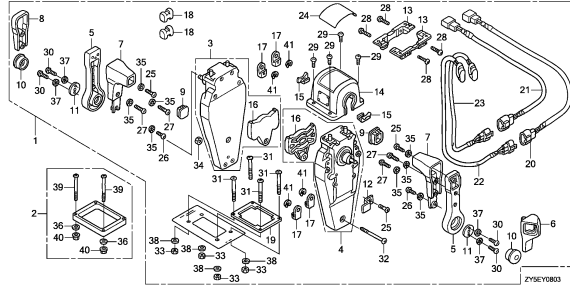


ZYSEY0802

FRAME GROUP

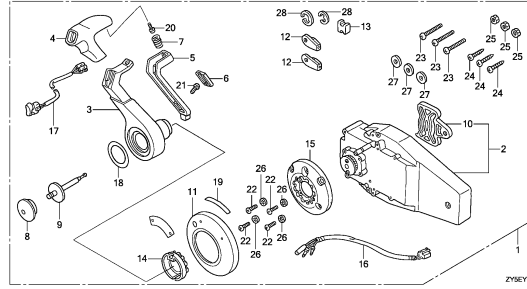
FOP-8-3

REMOTE CONTROL(TOP MOUNT DUAL TYPE)(LEFT)



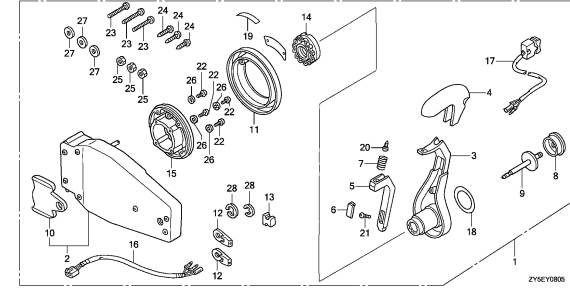
FOP-8-4

REMOTE CONTROL(FLUSH MOUNT TYPE) (RIGHT)



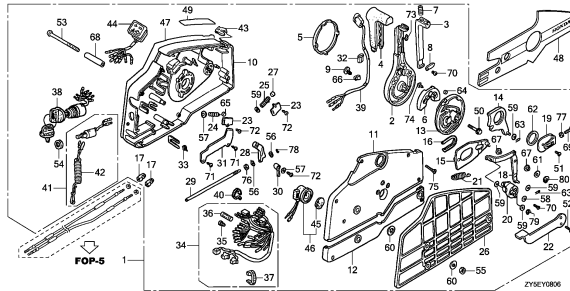
FOP-8-5

REMOTE CONTROL(FLUSH MOUNT TYPE) (LEFT)



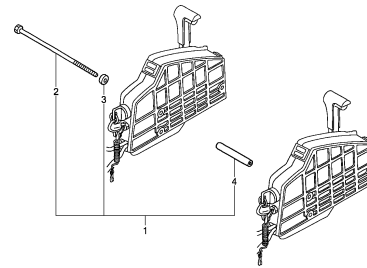
FOP-8-6

REMOTE CONTROL



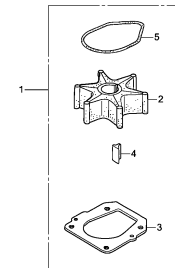
FOP-9

BOLT KIT



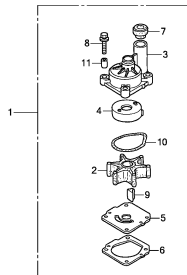
FOP-10

WATER PUMP IMPELLER KIT(1)



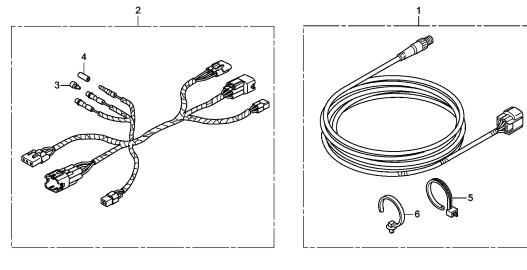
FOP-10-1

WATER PUMP IMPELLER KIT(2)



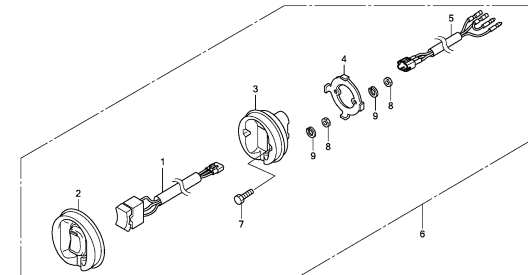
FOP-11

INTERFACE CABLE KIT



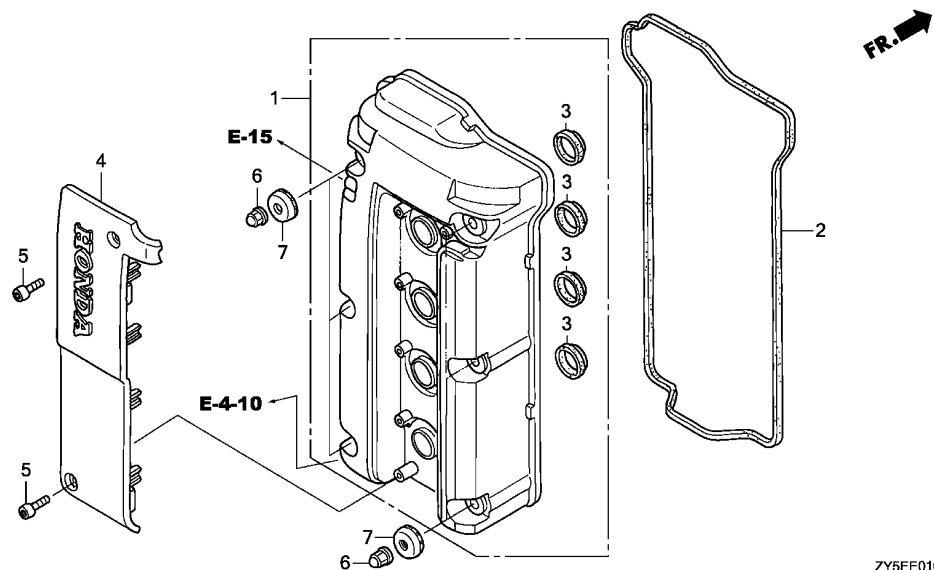
FOP-12

TROLLING CONTROL SWITCH



E-1

CYLINDER HEAD COVER

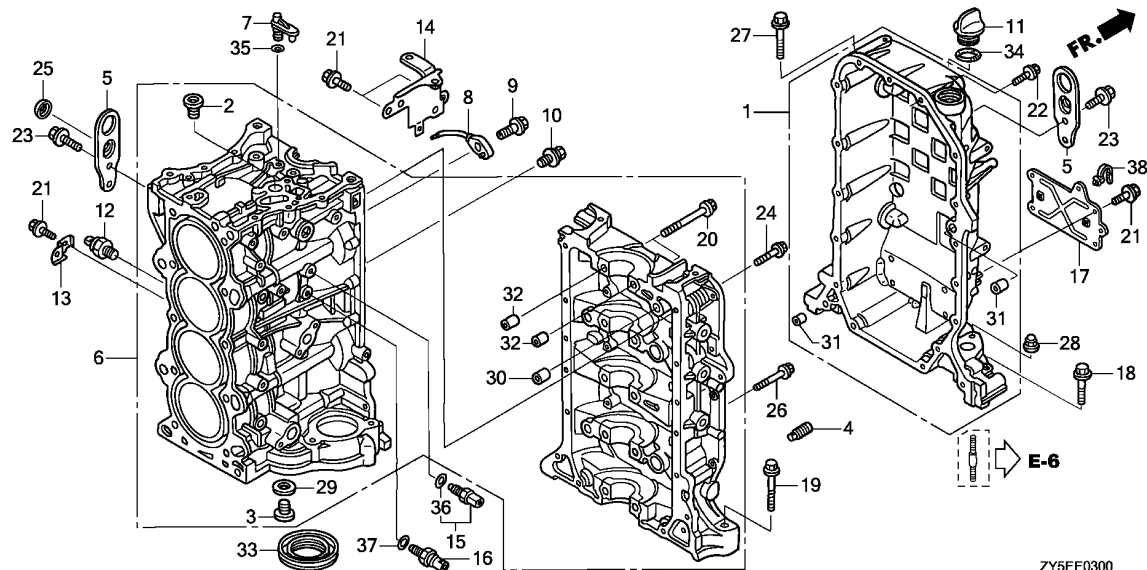


Ref. No.	L.O.N.	(Relative ref. Number) Description	F.R.T.
1	1111D5	(2) CYLINDER HEAD COVER AND/OR PACKING	0.8
3	1111B5	PACKING B, HEAD COVER	0.8
.NOTE: Same time for two units or more			
4	1111B4	COVER, PLUG HOLE COIL	0.1

Ref. No.	Part No.	Description	Reqd. QTY		Serial No.	Parts catalogue code
			BF 135 AK2	BF 150 AK2		
1	12310-ZY6-010ZA	COVER COMP., CYLINDER HEAD *NH8*.....DARK GRAY	1	1		
2	12341-PNA-000	PACKING, CYLINDER HEAD COVER	1	1		
3	12342-PCX-004	SEAL, SPARK PLUG TUBE(NOK) ..	4	4		
4	12500-ZY6-000	COVER COMP., PLUG HOLE COIL .	1	1		
5	90084-ZY3-000	BOLT, SOCKET, 6X25	2	2		
6	90201-ZY6-000	NUT, FLANGE CAP, 6MM	6	6		
7	90401-ZY6-000	WASHER, HEAD COVER	6	6		

E-3

CYLINDER BLOCK



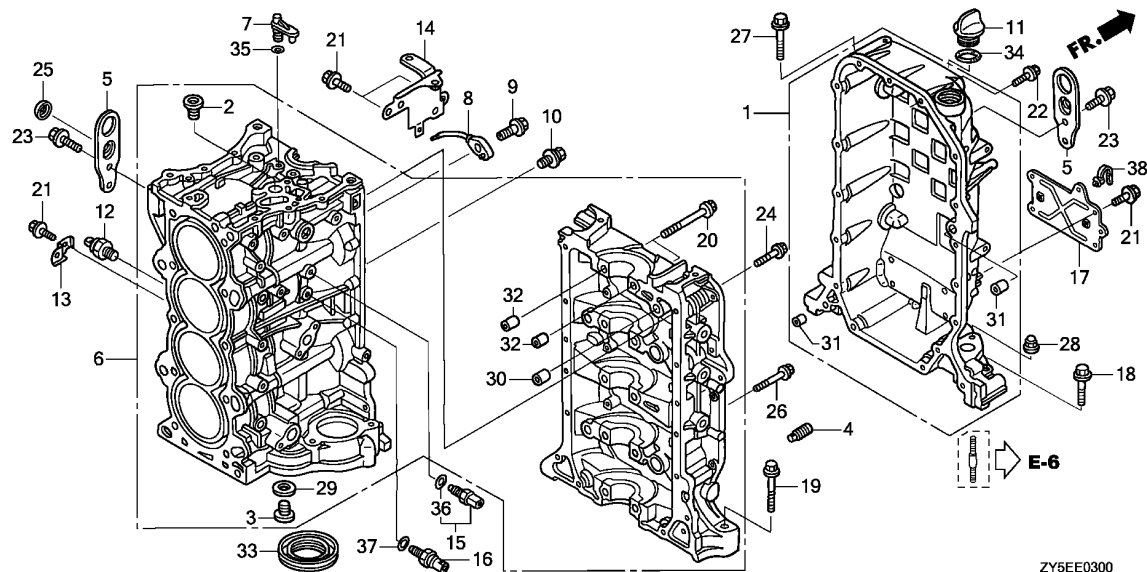
Ref. No.	L.O.N.	(Relative ref. Number) Description	F.R.T.
1	1101B7	CRANKCASEINCLUDES: Engine removal and installation	6.8
6	1101B0	BLOCK, CYLINDERINCLUDES: Engine removal and installation	11.8
7	1101G9	ORIFICE, OIL JET (35)	1.6
8	1101H0	BODY, OIL JETINCLUDES: Engine removal and installation .NOTE: Same time for two units	8.1
12	3121G3	SENSOR, KNOCK (36)	0.7
15	6171B9	SENSOR, WATER TEMPERATURE (37)	0.2
16	6151E4	SWITCH, OIL PRESSURE (37)	0.4
33	1101E7	OIL SEAL, CRANKSHAFT :LOWER .. .INCLUDES: Engine removal and installation	8.0

Ref. No.	Part No.	Description	Reqd. QTY		Serial No.	Parts catalogue code
			BF 135 AK2	BF 150 AK2		
1	11100-ZY6-405	CRANKCASE COMP.	1	1		
2	11106-PNA-300	BOLT, SEALING, 20MM	1	1		
3	11106-PR4-013	BOLT, SEALING, 28MM	1	1		
4	11135-PNA-000	ORIFICE, LOWER BLOCK	1	1		
5	11911-ZY6-000	HANGER, ENGINE	2	2		
6	12000-ZY6-415ZA	BLOCK ASSY., CYLINDER *NH8*.....DARK GRAY	1	1		
7	15152-ZY6-000	ORIFICE, OIL JET	1	1		
8	15280-PRB-A00	BODY COMP., OIL JET	2	2		
9	15290-PRA-000	BOLT COMP., OIL JET	2	2		
10	15299-ZY6-000	BOLT-WASHER, 8X10	2	2		
11	15611-921-000	CAP, OIL(YELLOW)	1	1		
12	30530-ZY6-003	SENSOR ASSY., KNOCK	1	1		
13	32114-ZW9-730	BRACKET, CLIP B	1	1		
14	32114-ZY6-010	BRACKET D, HARNESS CLIP	1	1		
15	35673-ZY3-003	SENSOR ASSY., WATER TEMPERATURE	1	1		
16	37260-RNA-A01	SENSOR, OIL PRESSURE	1	1		
17	38552-ZY6-000	BRACKET, RELAY	1	1		
18	90001-ZY6-000	BOLT, FLANGE, 8X55	2	2		
19	90005-ZY6-000	BOLT, FLANGE, 12X83	1	1		
20	90006-PNA-003	BOLT-WASHER, 11X95	10	10		
21	90011-ZW9-000	BOLT, FLANGE, 6X14(CT200) ...	7	7		
22	90016-ZW9-000	BOLT, FLANGE, 6X25	18	18		
23	90026-ZY3-000	BOLT, FLANGE, 8X20	4	4		



E-3

CYLINDER BLOCK

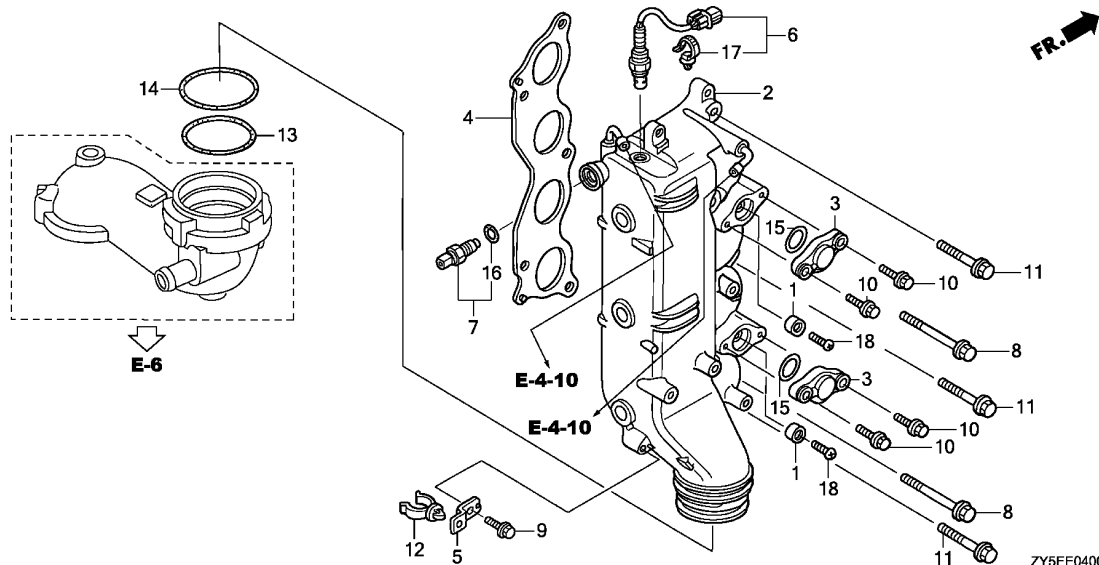


ZY5EE0300

Ref. No.	Part No.	Description	Reqd. QTY		Serial No.	Parts catalogue code
			BF 135 AK2	BF 150 AK2		
24	90054-ZY3-000	BOLT, FLANGE, 8X35	10	10		
25	90082-ZY6-003	CAP, BOLT, 8MM	1	1		
26	90156-ZW4-000	BOLT, FLANGE, 8X50	4	4		
27	90162-ZW4-000	BOLT, FLANGE, 10X70	1	1		
28	90204-ZY3-000	NUT, FLANGE CAP, 10MM	2	2		
29	90401-PR4-000	WASHER, SEALING, 28MM	1	1		
30	90703-PE0-000	DOWEL PIN, 18X22	1	1		
31	90715-PC6-000	DOWEL PIN, 13X20	2	2		
32	90715-PNA-000	DOWEL PIN, 13X14	10	10		
33	91214-PNA-014	OIL SEAL, 80X98X10(ARAI)	1	1		
34	91301-805-000	O-RING, 26X2.7	1	1		
35	91305-ZY6-003	O-RING, 6.5X1.5	1	1		
36	91307-PNA-003	O-RING, 9.5X1.9	1	1		
37	91319-PR3-003	O-RING, 13X1.5(ARAI)	1	1		
38	91541-SOA-003	CLIP, HARNESS BAND(BLACK) (145MM)	1	1		

E-4

EXHAUST MANIFOLD



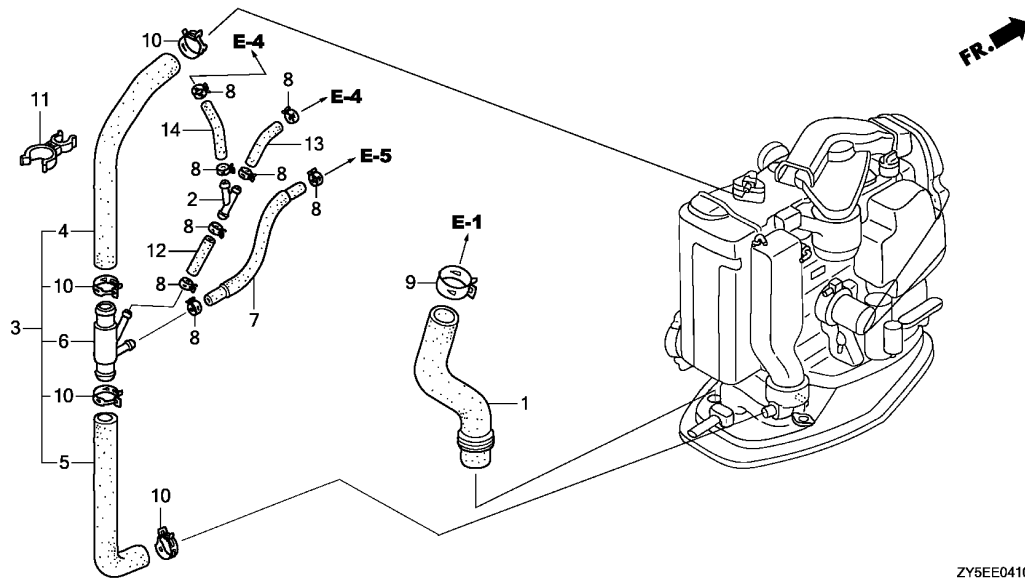
Ref. No.	L.O.N.	(Relative ref. Number) Description	F.R.T.
1	3131P5	METAL, EXHAUST ANODE :UPPER ..	0.2
	3131P5A	.Replace one exhaust anode metal add	0.1
	3131P6	METAL, EXHAUST ANODE :LOWER ..	0.2
	3131P6A	.Replace one exhaust anode metal add	0.1
2	3131C2	MANIFOLD, EXHAUST	0.7
3	3131Q7	COVER, ANODE METAL EXHAUST MANIFOLD :UPPER	0.2
	3131Q7A	.Replace one anode metal exhaust manifold cover add ..	0.1
	3131Q8	COVER, ANODE METAL EXHAUST MANIFOLD :LOWER	0.2
	3131Q8A	.Replace one anode metal exhaust manifold cover add ..	0.1
4	3131B3	GASKET, EXHAUST MANIFOLD	0.6
6	3121H7	SENSOR, AIR FUEL RATIO	0.2
7	3131K2	SENSOR, EXHAUST WATER TEMPERATURE	0.2
13	3131H3	O-RING, EXHAUST GUIDE	0.6
		.NOTE: Same time for two units	

Ref. No.	Part No.	Description	Reqd. QTY		Serial No.	Parts catalogue code
			BF 135 AK2	BF 150 AK2		
1	12155-ZV5-000	METAL, ANODE	2	2		
2	18110-ZY6-415ZA	MANIFOLD COMP., EX. *NH8*.....DARK GRAY	1	1		
3	18112-ZY6-030ZA	COVER, EX. MANIFOLD *NH8*.....DARK GRAY	2	2		
4	18115-ZY6-003	GASKET COMP., EX. MANIFOLD ..	1	1		
5	19268-ZY6-000	BRACKET, WATER TUBE CLAMP ...	1	1		
6	35668-ZY6-003	SENSOR, LAF	1	1		
7	35673-ZY3-003	SENSOR ASSY., WATER TEMPERATURE	1	1		
8	90013-ZY6-000	BOLT, FLANGE, 10X75	2	2		
9	90021-ZY3-000	BOLT, FLANGE, 6X14	1	1		
10	90030-ZY3-000	BOLT, FLANGE, 6X22	4	4		
11	90170-ZW4-000	BOLT, FLANGE, 10X45	3	3		
12	90604-ZY6-003	CLAMP B, WATER TUBE	1	1		
13	91301-ZY6-003	O-RING, 76.4X3.1	1	1		
14	91302-ZY6-003	O-RING, 79.8X3.1	1	1		
15	91305-HN0-A00	O-RING, 37X2.4	2	2		
16	91307-PNA-003	O-RING, 9.5X1.9	1	1		
17	91540-SV4-003	CLIP, HARNESS BAND(NATURAL) (145.2MM)	1	1		
18	93500-06018-4J	SCREW, PAN, 6X18	2	2		



E-4-10

WATER HOSE



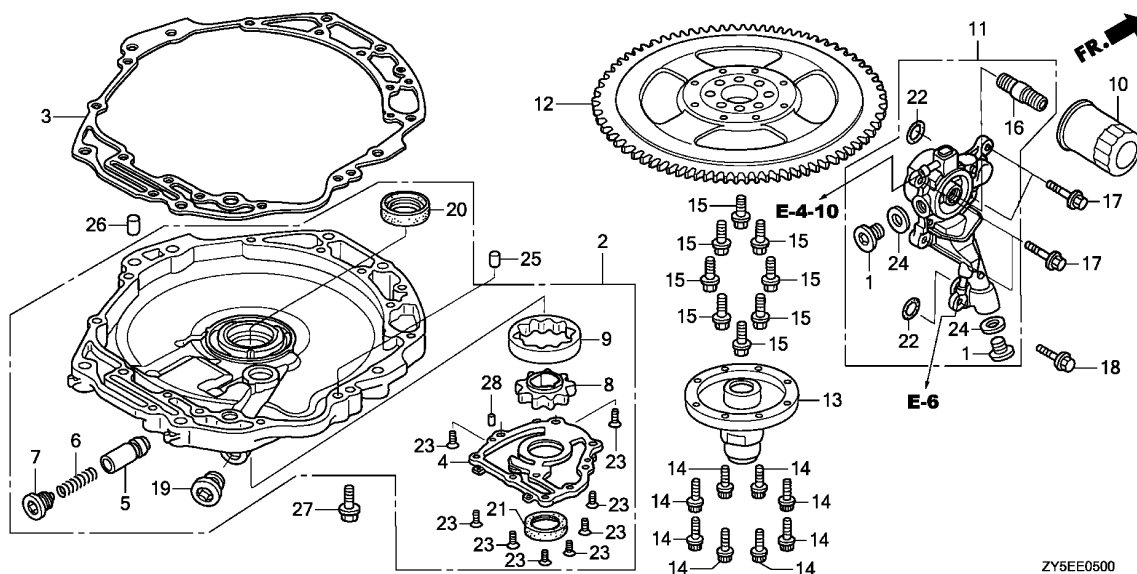
ZY6EE0410

Ref. No.	L.O.N.	(Relative ref. Number) Description	F.R.T.
1	1171A6	TUBE, OIL RETURN	0.4
3	1141D4	TUBE, WATER RELIEF	0.4
7	1141B2	TUBE E, WATER	0.1
13	1141F4	TUBE, WATER(A)	0.1
14	1141F5	TUBE, WATER(B)	0.1

Ref. No.	Part No.	Description	Reqd. QTY		Serial No.	Parts catalogue code
			BF 135 AK2	BF 150 AK2		
1	15425-ZY6-010	TUBE, OIL	1	1		
2	16959-MY1-000	JOINT, FUEL TUBE	1	1		
3	19260-ZY6-020	TUBE COMP., WATER RELIEF	1	1		
4	19261-ZY6-010	TUBE A, WATER RELIEF	1	1		
5	19262-ZY6-010	TUBE B, WATER RELIEF	1	1		
6	19263-ZY6-000	JOINT, FOUR-WAY	1	1		
7	19266-ZY6-000	TUBE COMP. E, WATER	1	1		
8	90601-ZY3-030	CLAMP, TUBE(D10.5)	8	8		
9	90602-ZY3-020	CLAMP, TUBE(D32.5)	1	1		
10	90602-ZY6-020	CLAMP, TUBE(D25.0)	4	4		
11	90603-ZY6-003	CLAMP, WATER TUBE	1	1		
12	95005-70075-30	TUBE, 7X75(95005-70001-30M)	1	1		
13	95005-70090-30	TUBE, 7X90(95005-70001-30M)	1	1		
14	95005-70120-30	TUBE, 7X120(95005-70001-30M)	1	1		

E-5

OIL PUMP/FLYWHEEL



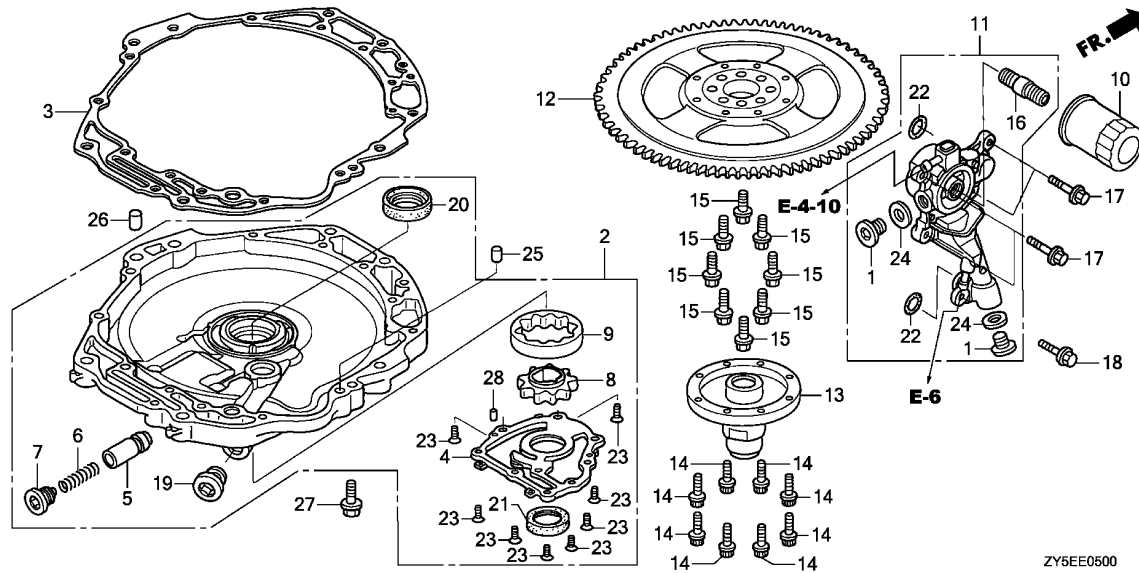
Ref. No.	L.O.N.	(Relative ref. Number) Description	F.R.T.
2	1131B1	(3) OIL PUMP AND/OR PACKINGINCLUDES: Engine removal and installation	5.5
4	1131A2	COVER, OIL PUMPINCLUDES: Engine removal and installation	5.4
9	1131B3	(8) ROTOR, OIL PUMP OUTERINCLUDES: Engine removal and installation	5.5
10	110175	CARTRIDGE, OIL FILTER (22)	0.2
11	1101A2	BASE, OIL FILTER (22)	0.5
12	2161B5	FLYWHEELINCLUDES: Engine removal and installation	5.8
13	2161A9	BOSS, FLYWHEELINCLUDES: Engine removal and installation	5.6
20	1131C0	OIL SEAL, OIL PUMP BODYINCLUDES: Engine removal and installation	5.6
+21	1131B9	OIL SEAL, OIL PUMP COVERINCLUDES: Engine removal and installation	5.0

Ref. No.	Part No.	Description	Reqd. QTY		Serial No.	Parts catalogue code
			BF 135 AK2	BF 150 AK2		
1	12217-ZW1-010	BOLT, SEALING, 20MM	2	2		
2	15100-ZY6-000ZA	PUMP ASSY., OIL *NH8*.....DARK GRAY	1	1		
3	15112-ZY6-000	PACKING, OIL PUMP BODY	1	1		
4	15121-ZY6-000	COVER, OIL PUMP	1	1		
5	15231-PE0-000	VALVE, RELIEF	1	1		
6	15232-PG6-000	SPRING, RELIEF VALVE	1	1		
7	15233-PC6-000	BOLT, SEALING, 18MM	1	1		
8	15331-ZW5-003	ROTOR, INNER OIL PUMP	1	1		
9	15341-ZW5-003	ROTOR, OUTER OIL PUMP	1	1		
10	15400-RTA-004	CARTRIDGE, OIL FILTER (TOYO ROKI)	1	1		
11	15410-ZY6-010ZA	FLANGE COMP., OIL FILTER *NH8*.....DARK GRAY	1	1		
12	31110-ZY6-000ZA	FLYWHEEL COMP. *TBLACK*.....BLACK	1	1		
13	31116-ZY3-000	BOSS, FLYWHEEL	1	1		
14	90002-ZW5-013	BOLT, SPECIAL, 8MM	8	8		
15	90011-PH3-000	BOLT, FLANGE, 12MM	8	8		
16	90015-PH1-013	HOLDER, OIL FILTER	1	1		
17	90016-ZW9-000	BOLT, FLANGE, 6X25	4	4		
18	90018-ZW5-000	BOLT, FLANGE, 6X20	1	1		
19	90081-ZV5-010	BOLT, SEALING, 22MM	2	2		
20	91201-ZW5-003	OIL SEAL, 46X60X9	1	1		
21	91212-P01-003	OIL SEAL, 31X46X7(NOK)	1	1		



E-5

OIL PUMP/FLYWHEEL



Ref. No.	L.O.N.	(Relative ref. Number) Description	F.R.T.
----------	--------	------------------------------------	--------

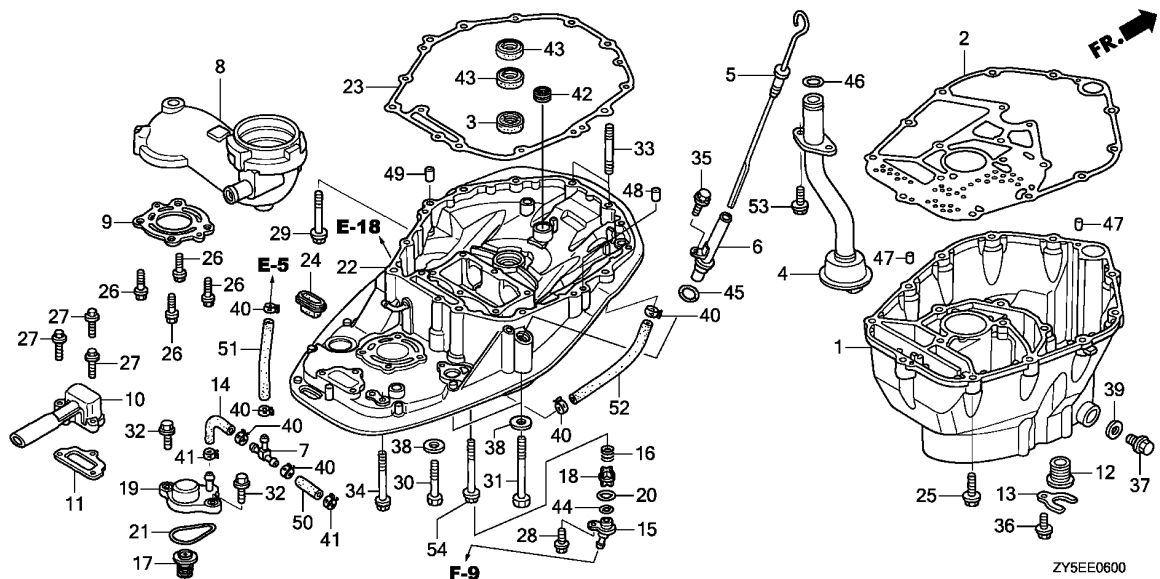
+21		.INCLUDES: Engine removal and installation	
-----	--	--	--

Ref. No.	Part No.	Description	Reqd. QTY		Serial No.	Parts catalogue code
			BF 135 AK2	BF 150 AK2		
22	91360-VD6-003	O-RING, 22.5X2.4	2	2		
23	93600-06016-0A	SCREW, FLAT, 6X16	9	9		
24	94109-20000	WASHER, DRAIN PLUG, 20MM	2	2		
25	94301-10160	DOWEL PIN, 10X16	1	1		
26	94301-14200	DOWEL PIN, 14X20	1	1		
27	95701-08032-08	BOLT, FLANGE, 8X32	5	5		
28	96220-50080	ROLLER, 5X8	2	2		

2

E-6

OIL PAN



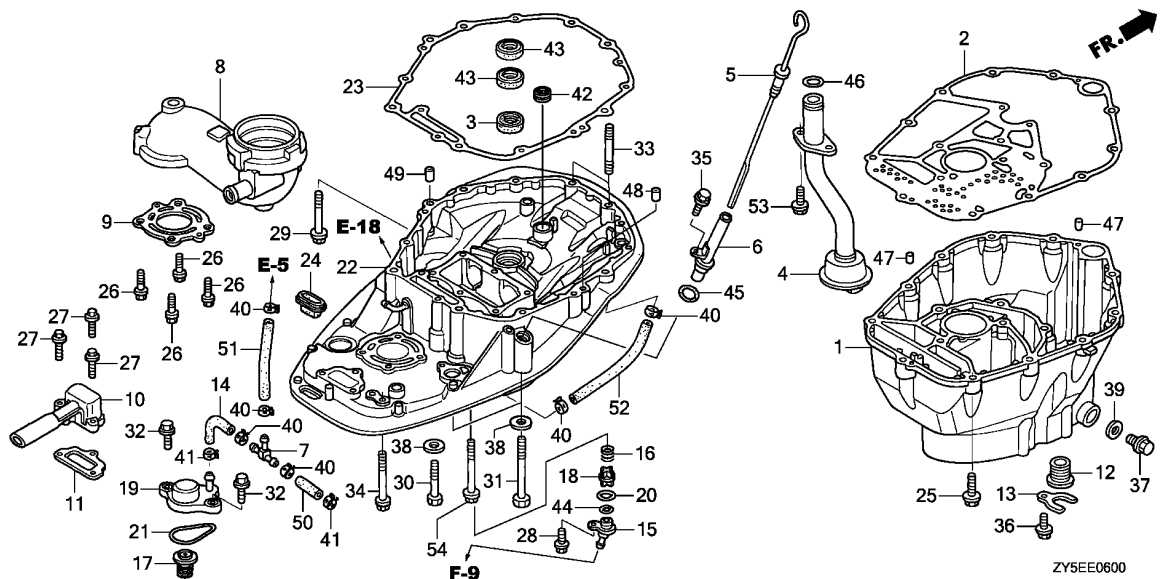
Ref. No.	L.O.N.	(Relative ref. Number) Description	F.R.T.
1		(2) OIL CASE AND/OR PACKING	2.5
3	1131B4	RUBBER, OIL PUMP	5.0
		.INCLUDES: Engine removal and installation .NOTE: Same time for two units	
4	1131B5	STRAINER, OIL	2.5
6	1101J4	PIPE, OIL LEVEL	0.1
8	3131H6	GUIDE, EXHAUST	3.0
9	3131H5	GASKET, EXHAUST GUIDE	3.0
10		(11) PORT, IDLE EXHAUST	0.4
19		(17,21) COVER, RELIEF VALVE	0.4
22	4101D6	CASE, MOUNT	6.0
		.INCLUDES: Engine removal and installation	
23	4101K1	GASKET, MOUNT CASE	4.9
		.INCLUDES: Engine removal and installation	
43	4101X0	WATER SEAL, MOUNT CASE	5.1
		.INCLUDES: Engine removal and installation .NOTE: Same time for two units	

Ref. No.	Part No.	Description	Reqd. QTY		Serial No.	Parts catalogue code
			BF 135 AK2	BF 150 AK2		
1	11321-ZY6-010ZB	CASE, OIL *TGRAY*.....GRAY	1	1		
2	11381-ZY6-010	PACKING, OIL PAN	1	1		
3	15113-ZW5-000	RUBBER, OIL PUMP	1	1		
4	15220-ZY6-010	STRAINER COMP., OIL	1	1		
5	15655-ZY6-000	GAUGE COMP., OIL LEVEL	1	1		
6	15665-ZW1-020	PIPE COMP., OIL LEVEL	1	1		
7	17195-MN5-000	T-JOINT	1	1		
8	18130-ZY6-000ZA	GUIDE COMP., EX. *NH8*.....DARK GRAY	1	1		
9	18135-ZY6-003	GASKET, EX. GUIDE	1	1		
10	18211-ZY6-000	PORT, IDLE EXHAUST	1	1		
11	18212-ZY6-000	GASKET, IDLE EX. PORT	1	1		
12	19252-ZW1-000	GROMMET, WATER TUBE	1	1		
13	19254-ZY6-000	PLATE, WATER TUBE	1	1		
14	19256-ZY6-000	TUBE, WATER RELIEF	1	1		
15	19277-ZZ3-000	COVER, FLUSH VALVE	1	1		
16	19279-ZW9-000	SPRING, FLUSH VALVE	1	1		
17	19290-ZY6-003	VALVE ASSY., RELIEF	1	1		
18	19291-ZW9-000	VALVE, FLASH	1	1		
19	19295-ZY6-000	COVER, RELIEF VALVE	1	1		
20	19297-ZW9-000	PACKING, FLASH VALVE	1	1		
21	19317-ZW9-000	O-RING, THERMOSTAT COVER	1	1		
22	23170-ZY6-000ZA	CASE COMP., MOUNT *NH8*.....DARK GRAY	1	1		



E-6

OIL PAN

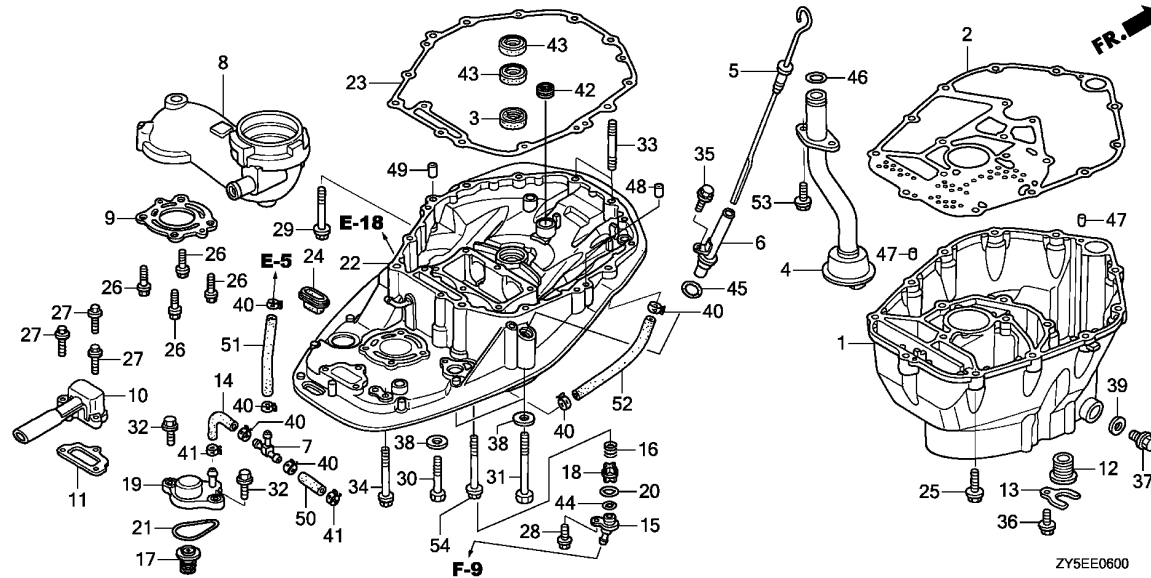


ZY5EE0600

Ref. No.	Part No.	Description	Reqd. QTY		Serial No.	Parts catalogue code
			BF 135 AK2	BF 150 AK2		
23	23172-ZY6-000	GASKET, MOUNT CASE	1	1		
24	23173-ZY3-010	RUBBER, MOUNT CASE SEAL	1	1		
25	90002-ZY6-000	BOLT, FLANGE, 10X40	16	16		
26	90014-ZY6-000	BOLT, FLANGE, 8X30	4	4		
27	90016-ZW9-000	BOLT, FLANGE, 6X25	3	3		
28	90017-ZY3-000	BOLT, FLANGE, 6X16	1	-	1010271	
	90105-ZW9-000	BOLT, FLANGE, 6X20	1	-	1010272	
			-	1		L3,X3,XC3
	90017-ZY3-000	BOLT, FLANGE, 6X16	-	1	1026864	LCU,LD,LU,XCD,XCU,XD,XU
	90105-ZW9-000	BOLT, FLANGE, 6X20	-	1	1026865	LCU,LD,LU,XCD,XCU,XD,XU
29	90017-ZY6-000	BOLT, FLANGE, 10X80	1	1		
30	90018-ZY6-000	BOLT, HEX., 12X70	1	1		
31	90019-ZY6-000	BOLT, HEX., 12X130	2	2		
32	90030-ZY3-000	BOLT, FLANGE, 6X22	2	2		
33	90045-ZY6-000	BOLT, STUD, 10X55	2	2		
34	90046-ZY3-000	BOLT, FLANGE, 8X100	1	1		
35	90056-ZY3-000	BOLT, FLANGE, 6X12	1	1		
36	90102-ZW9-000	BOLT, FLANGE, 6X12	1	1		
37	90131-ZV5-000	BOLT, DRAIN PLUG	1	1		
38	90559-ZV5-000	WASHER, PLAIN, 12MM	3	3		
39	90601-ZE2-000	WASHER, DRAIN PLUG, 12MM	1	1		
40	90601-ZY3-030	CLAMP, TUBE(D10.5)	6	6		
41	90606-ZY6-003	CLAMP, TUBE(D10.5)	2	2		
42	91001-ZY3-003	BEARING, NEEDLE, 20X28X13 (SOLID)	1	1		

E-6

OIL PAN



ZY5EE0600

Ref. No.	Part No.	Description	Reqd. QTY		Serial No.	Parts catalogue code
			BF 135 AK2	BF 150 AK2		
43	91202-ZW5-003	SEAL, WATER, 22X35X7	2	2		
44	91303-800-000	O-RING, 16MM	1	1		
45	91309-PJ7-010	O-RING, 11.5X3.5	1	1		
46	91324-PC6-000	O-RING, 20.6X2.6	1	1		
47	94301-06100	DOWEL PIN, 6X10	2	2		
48	94301-10160	DOWEL PIN, 10X16	1	1		
49	94301-14200	DOWEL PIN, 14X20	1	1		
50	95005-70040-30	TUBE, 7X40(95005-70001-30M)	1	1		
51	95005-70160-30	TUBE, 7X160(95005-70001-30M)	1	1		
52	95005-70200-30	TUBE, 7X200(95005-70001-30M)	1	1		
53	95701-06018-09	BOLT, FLANGE, 6X18	2	2		
54	95701-10110-09	BOLT, FLANGE, 10X110	2	2		



E-7

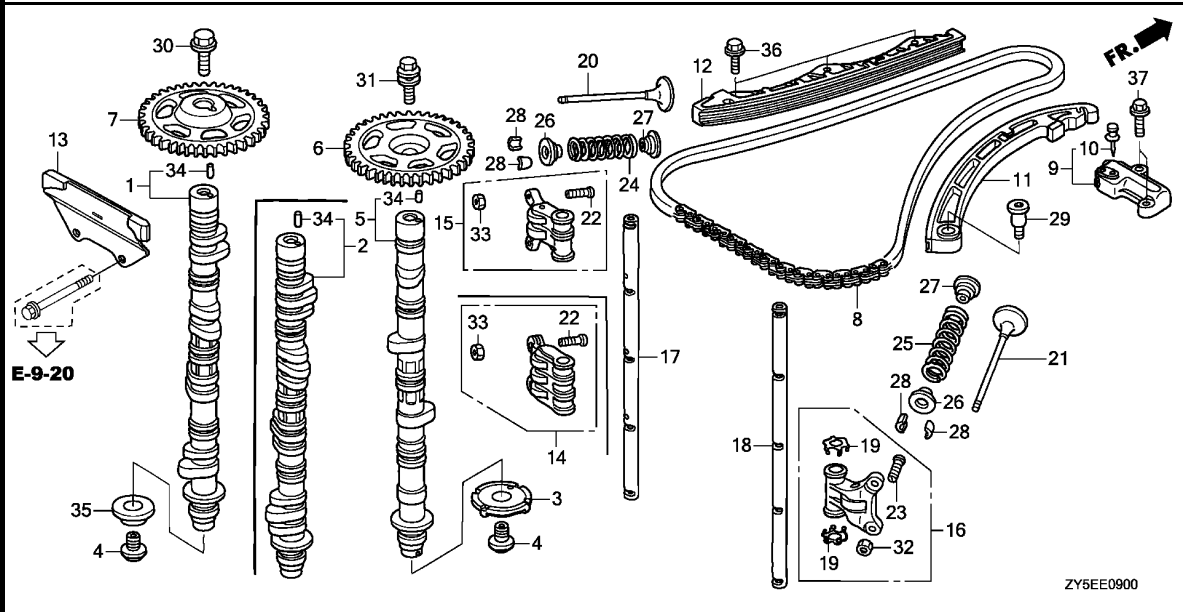
CRANKSHAFT/PISTON

Ref. No.	Part No.	Description	Reqd. QTY		Serial No.	Parts catalogue code
			BF 135 AK2	BF 150 AK2		
8	13310-PPA-000	CRANKSHAFT COMP.	1	1	-----	LCU,LD,LU,XCD,XCU,XD,XU
	13310-R40-A00	-	1	-----	L3,X3,XC3
	13310-PPA-000	-	1	-----	1032884 LCU,LD,LU,XCD,XCU,XD,XU
	13310-R40-A00	-	1	1032885	----- LCU,LD,LU,XCD,XCU,XD,XU
9	13321-PNA-003	BEARING A, MAIN UPPER (BLUE) (DAIDO)	5	5		
	13322-PNA-003	BEARING B, MAIN UPPER (BLACK) (DAIDO)	5	5		
	13323-PNA-003	BEARING C, MAIN UPPER (BROWN) (DAIDO)	5	5		
	13324-PNA-003	BEARING D, MAIN UPPER (GREEN) (DAIDO)	5	5		
	13325-PNA-003	BEARING E, MAIN UPPER (YELLOW) (DAIDO)	5	5		
	13326-PNA-003	BEARING F, MAIN UPPER (PINK) (DAIDO)	5	5		
10	13331-ZY6-003	WASHER, THRUST (TAIHO)	2	-	-----	1010132
	13331-ZY6-013	WASHER, THRUST	2	-	1010133	-----
			-	2	-----	L3,X3,XC3
	13331-ZY6-003	WASHER, THRUST (TAIHO)	-	2	-----	1026271 LCU,LD,LU,XCD,XCU,XD,XU
	13331-ZY6-013	WASHER, THRUST	-	2	1026272	----- LCU,LD,LU,XCD,XCU,XD,XU
11	13341-PNA-003	BEARING A, MAIN LOWER (BLUE) (DAIDO)	5	5		
	13342-PNA-003	BEARING B, MAIN LOWER (BLACK) (DAIDO)	5	5		
	13343-PNA-003	BEARING C, MAIN LOWER (BROWN) (DAIDO)	5	5		
	13344-PNA-003	BEARING D, MAIN LOWER (GREEN) (DAIDO)	5	5		
	13345-PNA-003	BEARING E, MAIN LOWER (YELLOW) (DAIDO)	5	5		
	13346-PNA-003	BEARING F, MAIN LOWER (PINK) (DAIDO)	5	5		
12	13620-RAA-A02	SPROCKET COMP., CHAIN DRIVE -	1	1		
13	13622-PNA-003	PLATE, CRANK PULSER	1	1		
14	13811-ZY6-000	PULLEY, CRANKSHAFT	1	1		
15	90017-PCX-013	BOLT-WASHER, 16X49	1	1		
16	90704-PNA-000	KEY, 4.5X21	1	1		
17	94301-10120	DOWEL PIN, 10X12	8	-	-----	1011685
			-	8	-----	1032884 LCU,LD,LU,XCD,XCU,XD,XU

2

E-9

CAMSHAFT/VALVE

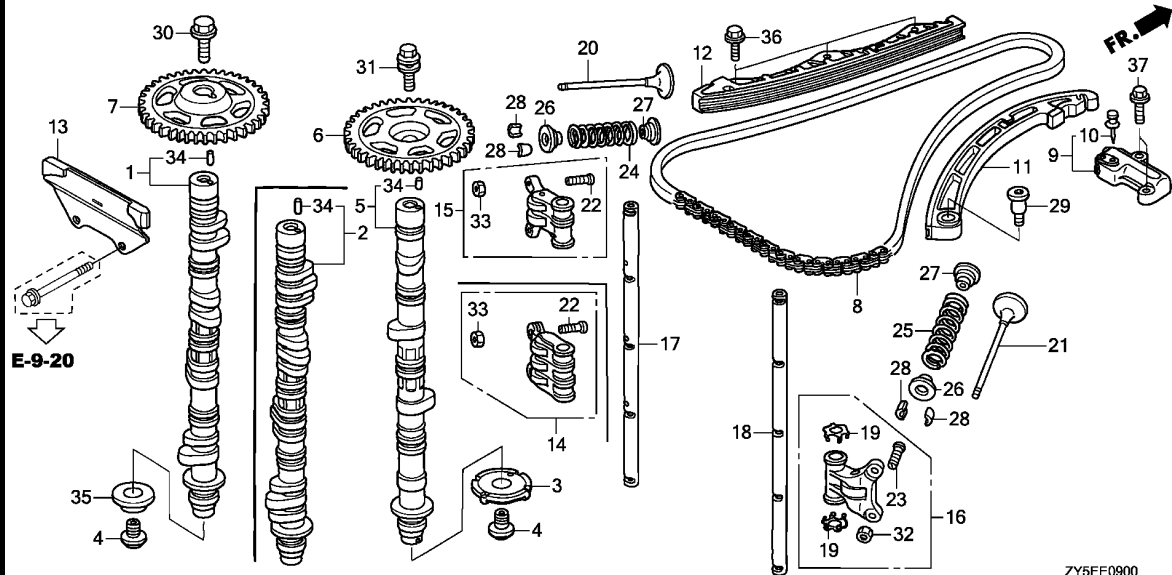


Ref. No.	L.O.N.	(Relative ref. Number) Description	F.R.T.
1		(2) 1111B2 CAMSHAFT :INTAKE	3.0
		.INCLUDES: Valve clearance adjustment	
		1111B2A .Replace one camshaft add	0.1
3		1111C3 PLATE, TDC PULSE	2.7
5		1111B1 CAMSHAFT :EXHAUST	3.0
		.INCLUDES: Valve clearance adjustment	
		1111B1A .Replace one camshaft add	0.1
6		1111C1 SPROCKET, CAM CHAIN DRIVEN :EXHAUST	1.8
		1111C1A .For intake add	0.1
7		1111C0 SPROCKET, CAM CHAIN DRIVEN :INTAKE	1.8
		1111COA .For exhaust add	0.1
8		110140 CHAIN, CAM	1.8
9		1111B6 TENSIONER, CAM CHAIN	0.3
11		1111B9 ARM, CAM CHAIN TENSIONER	1.8
12		1111B8 GUIDE, CAM CHAIN	1.7
13		1111B7 GUIDE B, CAM CHAIN	0.8
14		(15) 1111A7 ARM, ROCKER	2.9
		.INCLUDES: Valve clearance adjustment	
+			

Ref. No.	Part No.	Description	Reqd. QTY		Serial No.	Parts catalogue code
			BF 135 AK2	BF 150 AK2		
1	14110-ZY5-000	CAMSHAFT COMP., IN.	1	-		
2	14110-ZY6-000	CAMSHAFT COMP., IN.	-	1		
3	14114-PNA-003	PLATE, TDC PULSE	1	1		
4	14115-PNA-000	BOLT, SEALING, 14MM	2	2		
5	14120-ZY6-000	CAMSHAFT COMP., EX.	1	1		
6	14210-PNA-000	SPROCKET, CAM CHAIN DRIVEN (46T)	1	1		
7	14311-ZY6-000	SPROCKET, CAM CHAIN DRIVEN IN. (46T)	1	1		
8	14401-PPA-004	CHAIN(176L)(BORG WARNER)	1	-	----- 1010970	
	14401-R40-A01	CHAIN(176L)(DAIDO)	1	-	1010971 -----	
			-	1	----- L3,X3,XC3	
	14401-PPA-004	CHAIN(176L)(BORG WARNER)	-	1	----- 1029736	LCU,LD,LU,XCD,XCU,XD,XU
	14401-R40-A01	CHAIN(176L)(DAIDO)	-	1	1029737 -----	LCU,LD,LU,XCD,XCU,XD,XU
9	14510-ZY6-003	TENSIONER ASSY., CAM CHAIN ..	1	1		
10	14511-PNA-003	STOPPER(TOOL)	(1)	(1)		
11	14520-PPA-003	ARM COMP., CAM CHAIN TENSIONER	1	1		
12	14530-PPA-003	GUIDE COMP., CAM CHAIN	1	1		
13	14540-RWC-A02	GUIDE COMP. B, CAM CHAIN	1	1		
14	14620-PNA-040	ARM ASSY., ROCKER	-	4		
15	14620-RAA-A00	ARM ASSY., ROCKER	4	-		
16	14624-RAA-A00	ARM ASSY., EX. ROCKER	4	4		
17	14631-PNE-000	SHAFT, IN. ROCKER	1	-		
	14631-PNA-000	SHAFT, ROCKER	-	1		
		(IN.)	-	1		
18	14633-R40-A00	SHAFT, EX. ROCKER	1	1		

E-9

CAMSHAFT/VALVE



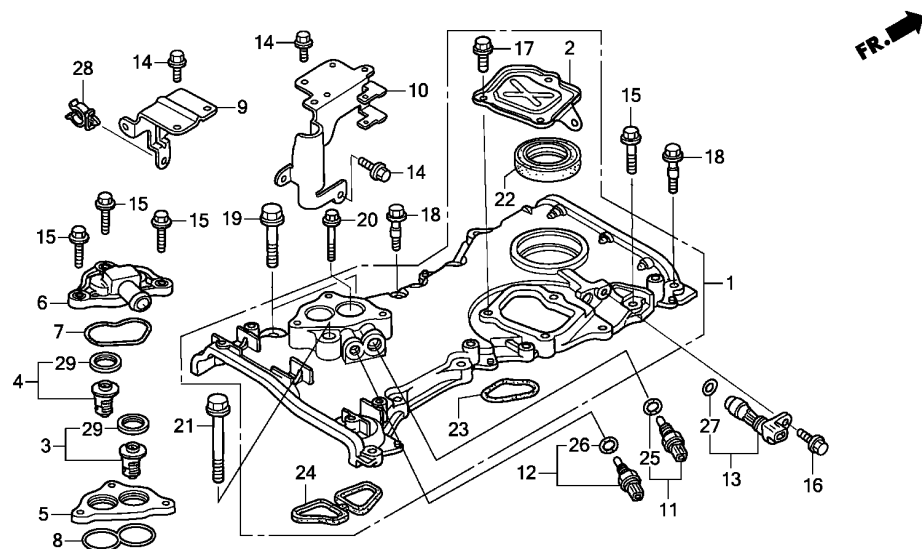
Ref. No.	L.O.N.	(Relative ref. Number) Description	F.R.T.
+14		.NOTE: Same time for two units or more	
16	1111A1	ARM, ROCKER :EXHAUSTINCLUDES: Valve clearance adjustment .NOTE: Same time for two units or more	2.9
17	1111Q1	SHAFT, ROCKER ARM :INTAKE	2.9
18	1111Q2	SHAFT, ROCKER ARM :EXHAUST ...	2.9
20	1111L1	VALVE, INTAKEINCLUDES: Valve clearance adjustment and reface	4.1
	1111L1D	.Replace intake all add	1.4
	1111L1E	.Replace intake and exhaust all add	3.0
21	1111L0	VALVE, EXHAUSTINCLUDES: Valve clearance adjustment and reface	4.1
	1111L0D	.Replace exhaust all add	1.4
	1111L0E	.Replace intake and exhaust all add	3.0

Ref. No.	Part No.	Description	Reqd. QTY		Serial No.	Parts catalogue code
			BF 135 AK2	BF 150 AK2		
19	14647-RAA-A00	WASHER, THRUST	8	8		
20	14711-PNA-000	VALVE, IN.	8	8		
21	14721-PRB-A00	VALVE, EX.	8	8		
22	14744-PTO-004	SCREW, TAPPET ADJUSTING	8	-		
	14744-PCX-014	-	8		
23	14744-PNA-004	SCREW, TAPPET ADJUSTING	8	8		
24	14751-ZY6-003	SPRING, IN. VALVE(PINK) (NIPPON HATSUJO)	8	8		
25	14762-PNA-003	SPRING, EX. VALVE(GRAY) (NIPPON HATSUJO)	8	8		
26	14765-RAA-A00	RETAINER, VALVE SPRING	16	16		
27	14775-PTO-000	SEAT, VALVE SPRING	16	16		
28	14781-RGM-A01	COTTER, VALVE(FUJI VALVE) ...	32	32		
29	90003-PNA-000	BOLT, TENSIONER PIVOT	1	1		
30	90032-PNA-000	BOLT, FLANGE, 12X47	1	1		
31	90042-PNA-003	BOLT, FLANGE, 10X32	1	1		
32	90206-PM3-004	NUT, TAPPET ADJUSTING (TOKAI TRW)	8	8		
33	90206-PTO-004	NUT, TAPPET ADJUSTING	8	8		
34	90703-PNA-300	DOWEL PIN, 4.2X10.3	2	2		
35	91502-ZY6-003	COLLAR, CAMSHAFT	1	1		
36	95701-06020-08	BOLT, FLANGE, 6X20	3	3		
37	95701-06030-08	BOLT, FLANGE, 6X30	2	2		



E-9-10

CHAIN CASE/THERMOSTAT



ZY6EE0910A

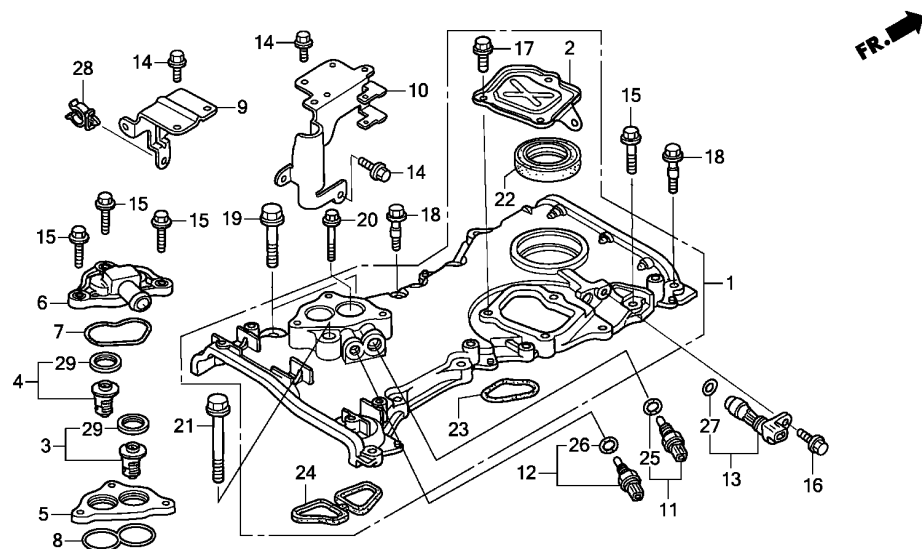
Ref. No.	L.O.N.	(Relative ref. Number) Description	F.R.T.
1	1101H4	CASE, CAM CHAIN	1.8
3	1141D0	THERMOSTAT	0.2
	1141D0A	.Replace one add	0.1
6	1141A6	THERMOSTAT COVER AND/OR PACKING	0.1
11	6171B9	SENSOR, WATER TEMPERATURE	0.2
13	6171A5	SENSOR, CRANK	0.3
22	1101E6	OIL SEAL, CRANKSHAFT :UPPER	0.4
23	1101H5	O-RING, CHAIN CASE	1.6
24	1101H6	PACKING, CHAIN CASE	1.6

Ref. No.	Part No.	Description	Reqd. QTY		Serial No.	Parts catalogue code
			BF 135 AK2	BF 150 AK2		
1	11410-ZY6-425ZA	CASE ASSY., CHAIN				
		NH8.....DARK GRAY	1	1		
2	11412-ZY6-000	COVER, CHAIN CASE	1	1		
3	19300-ZY3-023	THERMOSTAT ASSY.	1	1		
4	19300-ZY6-003	THERMOSTAT ASSY.	1	1		
5	19313-ZY6-000ZB	SPACER, THERMOSTAT COVER				
		TGRAY.....GRAY	1	1		
6	19315-ZY6-010	COVER, THERMOSTAT	1	1		
7	19318-ZY6-010	PACKING, THERMOSTAT COVER	1	1		
8	19319-ZY6-000	PACKING, THERMOSTAT SPACER	1	1		
9	32112-ZY6-000	BRACKET B, HARNESS CLIP	1	1		
10	32113-ZY6-000	BRACKET C, HARNESS CLIP	1	1		
11	35673-ZW5-003	SENSOR ASSY., WATER TEMPERATURE	1	1		
12	35673-ZY3-003	SENSOR ASSY., WATER TEMPERATURE	1	1		
13	37500-PNB-003	SENSOR ASSY., CRANK	1	1		
14	90011-ZW9-000	BOLT, FLANGE, 6X14(CT200)	5	5		
15	90016-ZY3-000	BOLT, FLANGE, 6X28	13	13		
16	90017-ZY3-000	BOLT, FLANGE, 6X16	1	1		
17	90021-ZY3-000	BOLT, FLANGE, 6X14	3	3		
18	90023-ZY6-000	BOLT, SPECIAL, 6X31	2	2		
19	90040-ZY3-000	BOLT, FLANGE, 10X43	2	2		
20	90059-ZY6-000	BOLT, FLANGE, 6X38	1	1		
21	90162-ZW4-000	BOLT, FLANGE, 10X70	1	1		

2

E-9-10

CHAIN CASE/THERMOSTAT



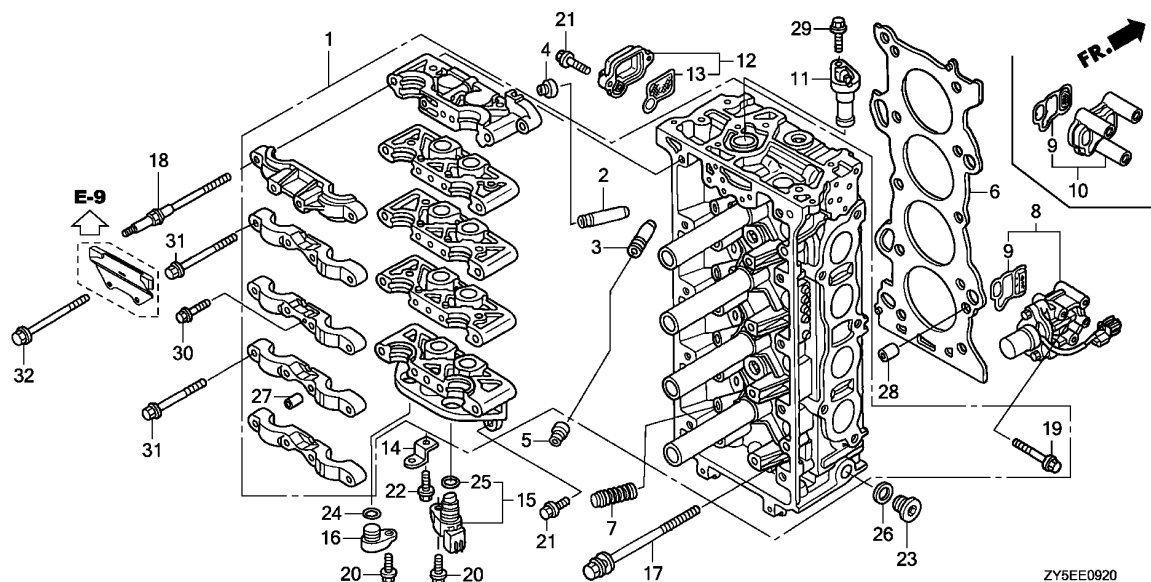
ZY6EE0910A

Ref. No.	Part No.	Description	Reqd. QTY		Serial No.	Parts catalogue code
			BF 135 AK2	BF 150 AK2		
22	91212-PNC-004	OIL SEAL, 43X58X7 (ARAI)	1	1		
23	91302-PNA-004	O-RING, CHAIN CASE	1	1		
24	91304-ZY6-010	PACKING, CHAIN CASE	1	1		
25	91307-PK2-005	O-RING, 9.5X1.5 (HONDA KIKAKI)	1	1		
26	91307-PNA-003	O-RING, 9.5X1.9	1	1		
27	91333-PNA-003	O-RING, 15X1.9	1	1		
28	91546-SPO-A01	CLAMP, 18.5MM	1	1		
29	19303-ZW9-003	RUBBER, RING	2	2		



E-9-20

CYLINDER HEAD



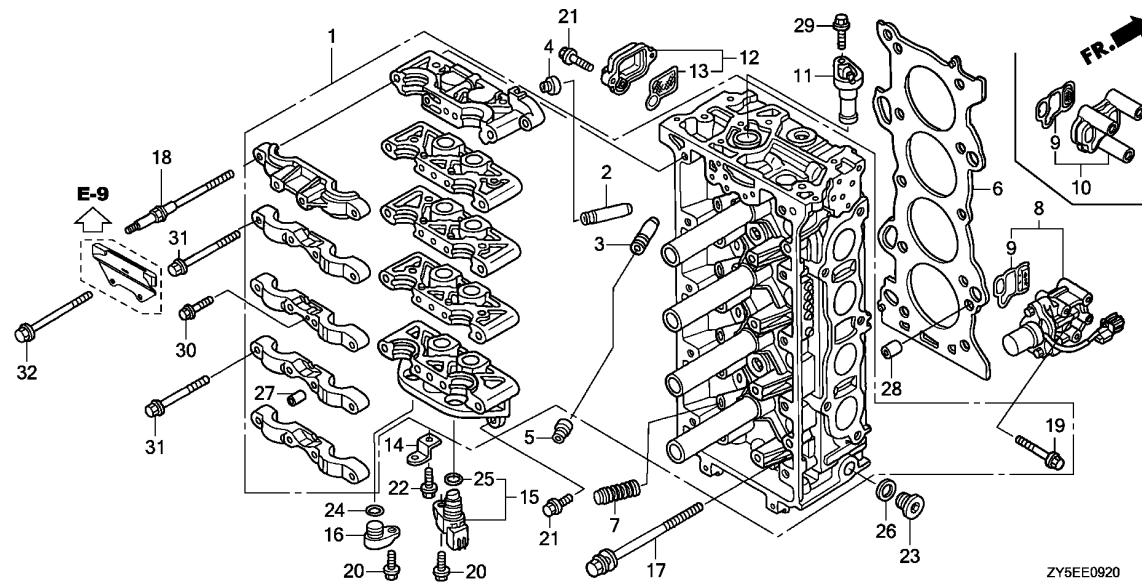
Ref. No.	L.O.N.	(Relative ref. Number) Description	F.R.T.
1	1111N3	HEAD, CYLINDER	7.6
4	1111K2	SEAL, INTAKE VALVE STEM	3.9
		.INCLUDES: Valve clearance adjustment	
	1111K2D	.Replace intake all add	0.7
	1111K2E	.Replace intake and exhaust all add	1.5
5	1111K1	SEAL, EXHAUST VALVE STEM	3.9
		.INCLUDES: Valve clearance adjustment	
	1111K1D	.Replace exhaust all add	0.7
	1111K1E	.Replace intake and exhaust all add	1.5
6	1111N4	GASKET, CYLINDER HEAD	3.8
8		(9)	
	1111L2	VALVE, SPOOL	0.2
		(9)	
10		COVER, OIL PATH	0.2
11	1111Y4	PLUG, VTC HOLE	1.6
		(25)	
15	3121H8	SENSOR, TDC	0.4
		(24)	
16	1111Y5	PLUG, TDC HOLE	0.3

ZY6EE0920

Ref. No.	Part No.	Description	Reqd. QTY		Serial No.	Parts catalogue code
			BF 135 AK2	BF 150 AK2		
1	06122-ZY6-010ZA	HEAD KIT, CYLINDER				
		NH8.....DARK GRAY	1	1		
2	12204-PNA-305	GUIDE, IN. VALVE(OS)	8	8		
3	12205-PNA-305	GUIDE, EX. VALVE(OS)	8	8		
4	12210-PZ1-003	SEAL A, VALVE STEM(ARAI)	8	8		
	12210-PZ1-004	SEAL A, VALVE STEM(NOK)	8	8		
5	12211-PZ1-003	SEAL B, VALVE STEM(ARAI)	8	8		
	12211-PZ1-004	SEAL B, VALVE STEM(NOK)	8	8		
6	12251-ZY6-003	GASKET COMP., CYLINDER HEAD	1	1		
7	14820-PNA-013	MOTION COMP., LOST	-	4	----- L3,X3,XC3	
	14820-PNA-003	-	4	----- 1027285 LCU,LD,LU,XCD,XCU,XD,XU	
	14820-PNA-013	-	4	----- 1027286 LCU,LD,LU,XCD,XCU,XD,XU	
8	15810-ZY6-013ZA	VALVE ASSY., SPOOL				
		NH8.....DARK GRAY	-	1		
9	15815-RAA-A02	FILTER ASSY., SPOOL VALVE ...	1	1		
10	15815-ZY9-000	COVER ASSY., OIL PATH	1	-		
11	15834-ZY6-000	PLUG, VTC HOLE	1	1		
12	15840-ZY6-000ZA	STRAINER ASSY., VTC				
		NH8.....DARK GRAY	1	1		
13	15845-RAA-A01	FILTER ASSY., VTC	1	1		
14	32116-ZY6-000	BRACKET F, CLIP	1	1		
15	37510-PNB-003	SENSOR ASSY., TDC	1	1		
16	37521-ZY6-000	PLUG, TDC HOLE	1	1		
17	90005-PNA-003	BOLT-WASHER, 11X155	10	10		
18	90011-PNA-003	BOLT A, HEAD COVER	6	6		
19	90011-ZY6-000	BOLT, FLANGE, 6X52	3	3		

E-9-20

CYLINDER HEAD

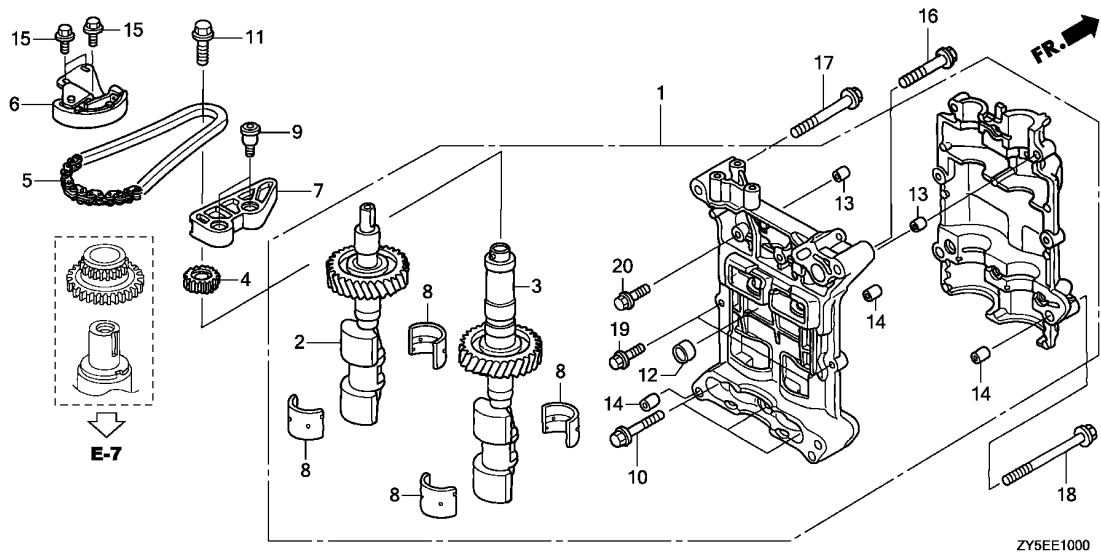


2

Ref. No.	Part No.	Description	Reqd. QTY		Serial No.	Parts catalogue code
			BF 135 AK2	BF 150 AK2		
20	90017-ZY3-000	BOLT, FLANGE, 6X16	2	2		
21	90018-ZW5-000	BOLT, FLANGE, 6X20	4	4		
22	90021-ZY3-000	BOLT, FLANGE, 6X14	1	1		
23	90048-ZY6-010	BOLT, SEALING, 20MM	1	1		
24	91303-ZY6-003	O-RING, 15X1.9	1	1		
25	91333-PNA-003	O-RING, 15X1.9	1	1		
26	94109-20000	WASHER, DRAIN PLUG, 20MM	1	1		
27	94301-10160	DOWEL PIN, 10X16	20	20		
28	94301-14200	DOWEL PIN, 14X20	2	2		
29	95701-06020-08	BOLT, FLANGE, 6X20	1	1		
30	95701-06032-08	BOLT, FLANGE, 6X32	1	1		
31	95701-08090-08	BOLT, FLANGE, 8X90	12	12		
32	95701-08110-08	BOLT, FLANGE, 8X110	2	2		

E-10

BALANCER SHAFT



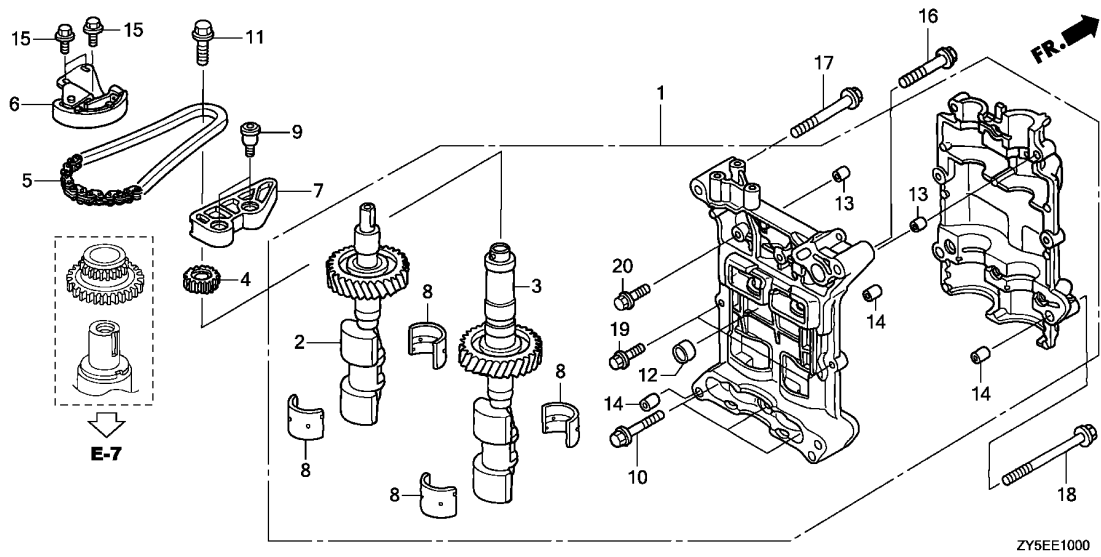
Ref. No.	L.O.N.	(Relative ref. Number) Description	F.R.T.
1	1101J0	CASE, BALANCER HOLDERINCLUDES: Engine removal and installation	7.0
2	1101F2	SHAFT, BALANCER :FRONTINCLUDES: Engine removal and installation	7.2
3	1101P4	SHAFT, BALANCER :REARINCLUDES: Engine removal and installation	7.2
4	1101H8	SPROCKET, BALANCER CHAIN DRIVENINCLUDES: Engine removal and installation	6.9
5	1101J3	CHAIN, BALANCER SHAFTINCLUDES: Engine removal and installation	7.5
6	1101H9	TENSIONER, BALANCER SHAFT CHAININCLUDES: Engine removal and installation	6.9
7	1101H7	GUIDE, BALANCER SHAFT CHAIN .. .INCLUDES: Engine removal and installation	6.9

Ref. No.	Part No.	Description	Reqd. QTY		Serial No.	Parts catalogue code
			BF 135 AK2	BF 150 AK2		
1	13400-ZY6-000	CASE ASSY., BALANCER HOLDER	1	-	1011506	
	13400-ZY6-010	1	-	1011507	
	13400-ZY6-000	-	1	-----	L3,X3,XC3
	13400-ZY6-010	-	1	1031988	LCU,LD,LU,XCD,XCU,XD,XU
	1031989	-	1	-----	LCU,LD,LU,XCD,XCU,XD,XU
2	13410-RAD-010	SHAFT COMP., FR. BALANCER	1	1		
3	13420-RAD-010	SHAFT COMP., RR. BALANCER	1	1		
4	13432-PNA-000	SPROCKET, DRIVEN(17T)	1	1		
5	13441-PNA-004	CHAIN(62L)	1	1		
6	13450-PNA-004	TENSIONER COMP., BALANCER SHAFT CHAIN	1	1		
7	13460-PNA-004	GUIDE COMP., BALANCER SHAFT CHAIN	1	1		
8	15115-R40-A01	METAL, BALANCER SHAFT(DAIDO)	4	4		
9	90004-PNA-000	BOLT, CHAIN GUIDE	2	2		
10	90020-ZY6-000	BOLT, FLANGE, 8X55	3	3		
11	90031-PNA-004	BOLT-WASHER, 10X30	1	1		
12	90701-ZY6-000	DOWEL PIN, 18X13	1	1		
13	94301-08100	DOWEL PIN, 8X10	2	2		
14	94301-12160	PIN A, DOWEL, 12X16	3	3		
15	95701-06014-08	BOLT, FLANGE, 6X14	3	3		
16	95701-08050-08	BOLT, FLANGE, 8X50	1	1		
17	95701-08075-08	BOLT, FLANGE, 8X75	1	1		
18	95701-10105-08	BOLT, FLANGE, 10X105	2	2		
19	96300-06025-00	BOLT, FLANGE, 6X25	2	2		
20	96300-06032-00	BOLT, FLANGE, 6X32	3	3		

2

E-10

BALANCER SHAFT

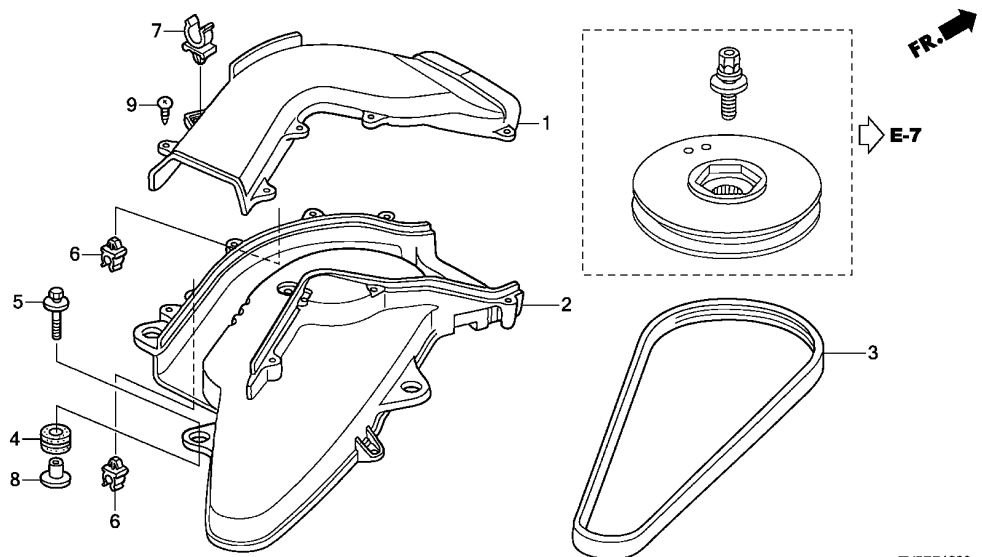


Ref. No.	L.O.N.	(Relative ref. Number) Description	F.R.T.
8	1101U1	METAL, BALANCER SHAFT :LEFT .. .INCLUDES: Engine removal and installation	7.2
	1101U2	METAL, BALANCER SHAFT :RIGHT .. .INCLUDES: Engine removal and installation	7.2



E-13

SILENCER DUCT



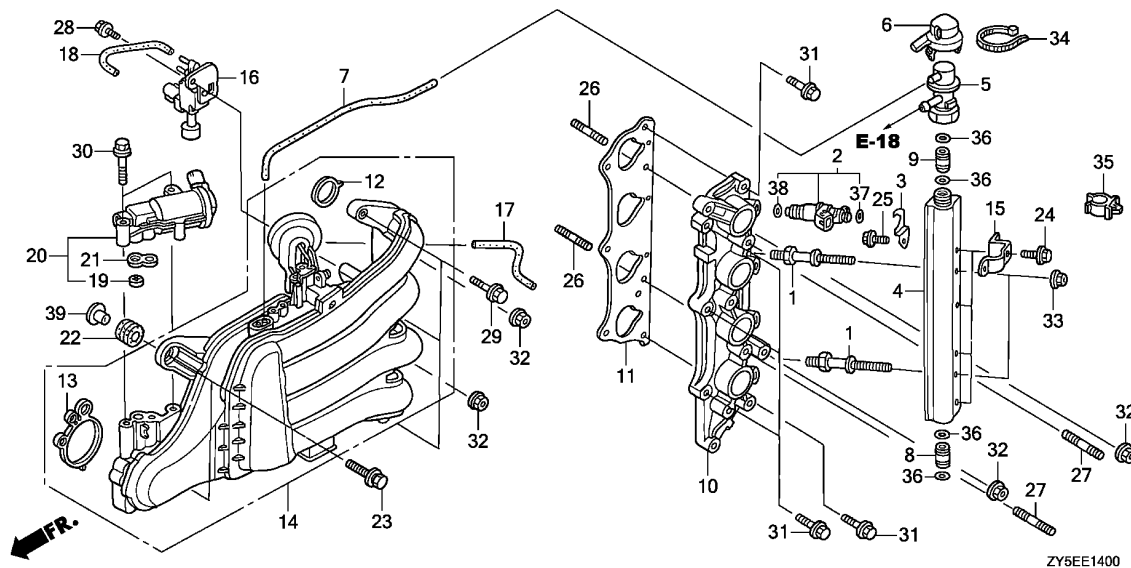
Ref. No.	L.O.N.	(Relative ref. Number) Description	F.R.T.
1	3121J4	DUCT A, SILENCER	0.1
2	3121J5	DUCT B, SILENCER	0.2
3	6131D4	BELT, ALTERNATOR	0.2

Ref. No.	Part No.	Description	Reqd. QTY		Serial No.	Parts catalogue code
			BF 135 AK2	BF 150 AK2		
1	17431-ZY6-000	DUCT A, SILENCER	1	1		
2	17432-ZY6-000	DUCT B, SILENCER	1	1		
3	31638-ZY6-003	BELT, A.C. GENERATOR(4PK810)	1	1		
4	40102-ZV5-000	GROMMET, UNDER CASE	4	4		
5	90013-ZW1-000	BOLT-WASHER, 6X25	4	4		
6	91531-SZ5-003	CLIP, TUBE, 3.5	2	2		
7	91546-SPO-A01	CLAMP, 18.5MM	1	1		
8	91553-ZV5-010	COLLAR, C.D.I. UNIT CASE	4	4		
9	93903-254G0	SCREW, TAPPING, 5X20	8	8		

2

E-14

INTAKE MANIFOLD/INJECTOR



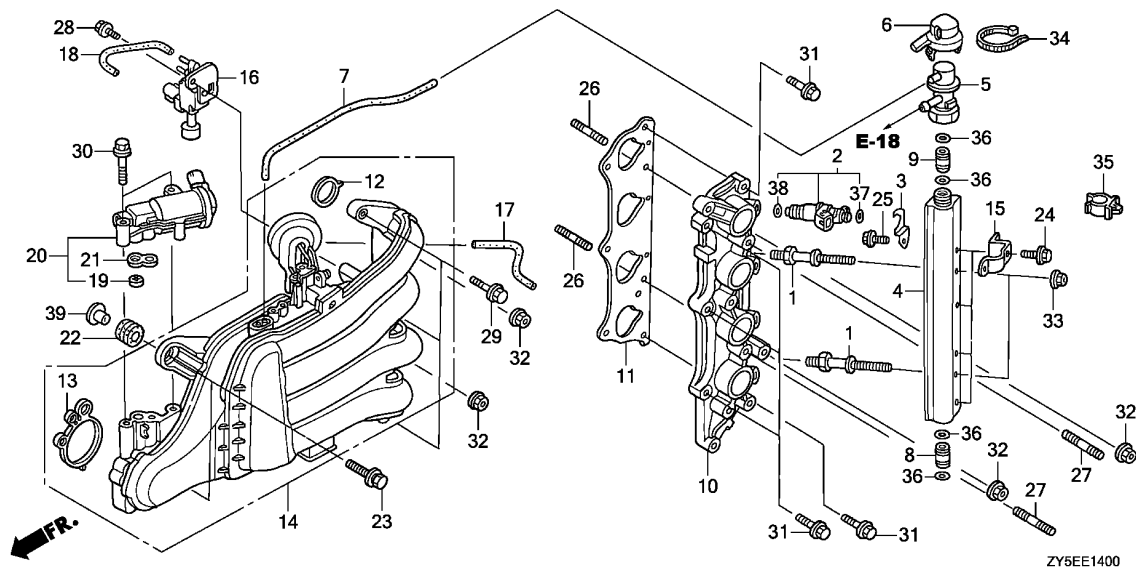
Ref. No.	L.O.N.	(Relative ref. Number) Description	F.R.T.
2	3111B9	(37,38) INJECTOR, FUEL	0.5
		.NOTE: Same time for two units or more	
4	3111Q2	PIPE/LINE, FUEL INJECTOR	0.5
5	3111D6	REGULATOR, FUEL PRESSURE	0.5
10	3121J0	BASE, INJECTOR	1.1
11	3121J1	GASKET, INJECTOR BASE	0.8
12	3111C9	PACKING, INTAKE MANIFOLD	0.6
		.NOTE: Same time for two units or more	
13	3121H9	PACKING, THROTTLE BODY	0.3
14	3111C4	MANIFOLD, INTAKE	0.7
16	6211B9	VALVE, AIR BYPASS	0.7
20	3121G0	(19,21) VALVE, ELECTRIC AIR CONTROL ..	0.2

Ref. No.	Part No.	Description	Reqd. QTY		Serial No.	Parts catalogue code
			BF 135 AK2	BF 150 AK2		
1	16089-ZY6-000	BOLT, FUEL PIPE	2	2		
2	16450-ZY6-003	INJECTOR ASSY., FUEL	4	4		
3	16451-ZY6-000	CLIP, INJECTOR	4	4		
4	16621-ZY6-000	LINE, FUEL	1	1		
5	16740-ZY6-003	REGULATOR ASSY., PRESSURE	1	1		
6	16744-ZY6-010	CAP, REGULATOR	1	1		
7	16748-ZY6-000	TUBE, PRESSURE REGULATOR CONTROL	1	1		
8	16752-ZY3-000	JOINT, FUEL PIPE	1	1		
9	16752-ZY6-000	JOINT, FUEL PIPE	1	1		
10	17051-ZY6-000ZA	BASE, INJECTOR *NH8*.....DARK GRAY	1	1		
11	17055-PNA-004	GASKET A, INJECTOR BASE	1	1		
12	17105-ZY6-000	PACKING, INTAKE MANIFOLD	4	4		
13	17109-ZY6-000	PACKING, THROTTLE BODY	1	1		
14	17110-ZY6-003	MANIFOLD COMP., INTAKE	1	1		
15	32111-ZY6-000	BRACKET A, HARNESS CLIP	4	4		
16	36163-ZY3-003	VALVE ASSY., AIR BYPASS	1	1		
17	36364-ZY6-000	TUBE, DIAPHRAGM	1	1		
18	36366-ZY6-000	TUBE, BYPASS SOLENOID	1	1		
19	36454-PS4-003	FILTER COMP., ELECTRONIC AIR CONTROL VALVE(TOYO ROKI)	1	1		
20	36550-ZY6-003	VALVE ASSY., ELECTRONIC AIR CONTROL	1	1		



E-14

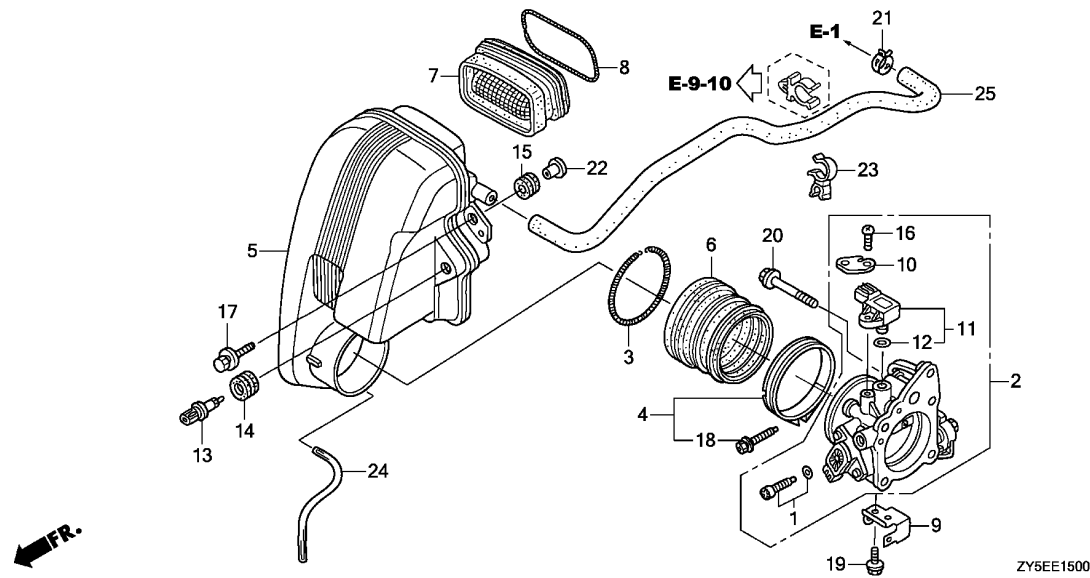
INTAKE MANIFOLD/INJECTOR



Ref. No.	Part No.	Description	Reqd. QTY		Serial No.	Parts catalogue code
			BF 135 AK2	BF 150 AK2		
21	36551-ZY6-003	PACKING, ELECTRONIC AIR CONTROL VALVE	1	1		
22	51640-121-730	RUBBER, FR. CARRIER CUSHION	2	2		
23	90014-ZW1-000	BOLT-WASHER, 8X35	2	2		
24	90021-ZY3-000	BOLT, FLANGE, 6X14	4	4		
25	90042-ZY3-000	BOLT, FLANGE, 6X10	4	4		
26	90043-ZY6-000	BOLT, STUD 2, 8X25	2	2		
27	90047-ZY6-000	BOLT, STUD, 8X32	2	2		
28	90049-ZY6-000	BOLT, FLANGE, 5X12	1	1		
29	90054-ZY3-000	BOLT, FLANGE, 8X35	3	3		
30	90126-ZW4-000	BOLT, FLANGE, 8X45	2	2		
31	90151-ZW4-000	BOLT, FLANGE, 8X25	5	5		
32	90205-ZY3-000	NUT, FLANGE, 8MM	4	4		
33	90301-ZW2-F00	NUT, FLANGE, 6MM	2	2		
34	90650-GEV-003	BAND, HARNESS	1	1		
35	90687-SB2-003	CLIP, FUEL TUBE, 14	4	4		
36	91301-MJ0-003	O-RING, 7.8X1.9(ARAI)	4	4		
37	91301-PLC-000	O-RING, 7.47X3.6	4	4		
38	91302-PNA-003	O-RING, 7.45X3.61(NOK)	4	4		
39	91554-ZW1-000	COLLAR, 8.5X14.5	2	2		

E-15

THROTTLE BODY



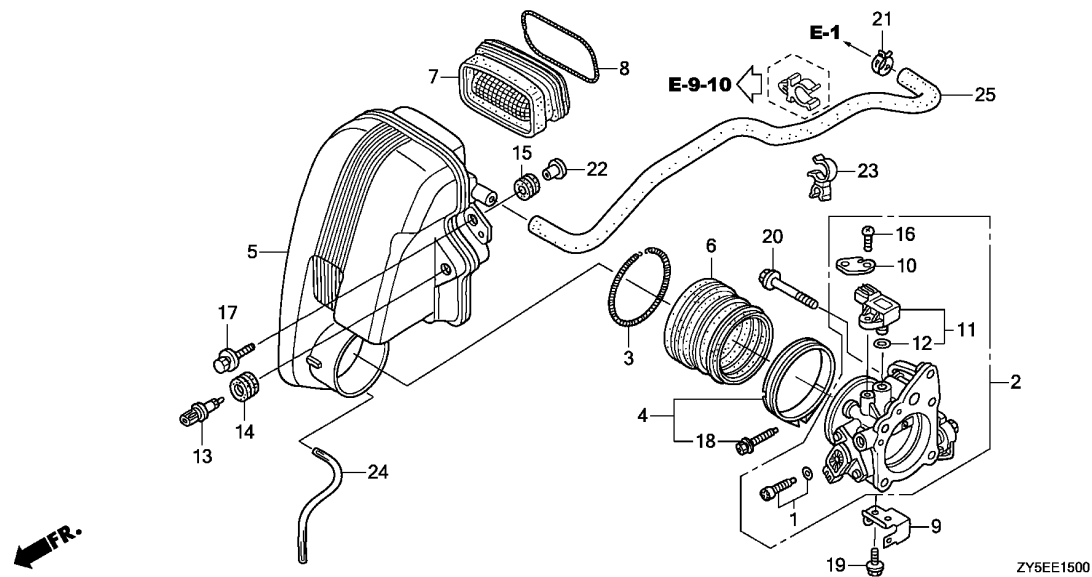
Ref. No.	L.O.N.	(Relative ref. Number) Description	F.R.T.
2	3121F5	THROTTLE BODY	0.6
5	3121A7	CASE, SILENCER	0.3
6	3121C6	GROMMET, SILENCER	0.2
7	3121J2	GROMMET, SILENCER DUCT	0.2
11		(12)	
	3121G2	SENSOR, MAP	0.3
13		(14)	
	3121J3	SENSOR, AIR TEMP	0.2

Ref. No.	Part No.	Description	Reqd. QTY		Serial No.	Parts catalogue code
			BF 135 AK2	BF 150 AK2		
1	16016-ZY6-003	SCREW SET	1	1		
2	16400-ZY6-013	THROTTLE BODY ASSY.	1	1		
3	17249-PY3-000	SPRING, AIR FLOW TUBE	1	1		
4	17315-ZY9-000	BAND, AIR FLOW	1	1		
5	17371-ZY6-020	CASE COMP., SILENCER	1	1		
6	17374-ZY6-000	GROMMET, SILENCER	1	1		
7	17397-ZY6-013	GROMMET, SILENCER DUCT	1	1		
8	17398-ZY6-000	SPRING, SILENCER DUCT GROMMET	1	1		
9	32115-ZY6-000	BRACKET E, HARNESS CLIP	1	1		
10	32128-ZY3-000	BRACKET, SENSOR CORD	1	1		
11	37830-RNA-A01	SENSOR ASSY., MAP	1	1		
12	37835-PGK-A01	O-RING	1	1		
13	37880-PLC-004	SENSOR ASSY., AIR TEMP	1	1		
		(MATSUSHITA DENSHI)				
14	37881-P2A-000	GROMMET, TA SENSOR	1	1		
15	40102-ZV5-000	GROMMET, UNDER CASE	3	3		
16	90006-ZY6-000	SCREW, PAN, 5X18	1	1		
17	90013-ZW1-000	BOLT-WASHER, 6X25	3	3		
18	90017-ZY9-000	BOLT-WASHER, 5X30	1	1		
19	90056-ZY3-000	BOLT, FLANGE, 6X12	1	1		
20	90127-ZV1-010	BOLT, FLANGE, 8X60	4	4		
21	90601-ZV3-030	CLAMP, TUBE(D17)	1	1		
22	91553-ZV5-010	COLLAR, C.D.I. UNIT CASE	3	3		
23	91595-SF1-003	CLAMP, FUEL HOSE	1	1		



E-15

THROTTLE BODY

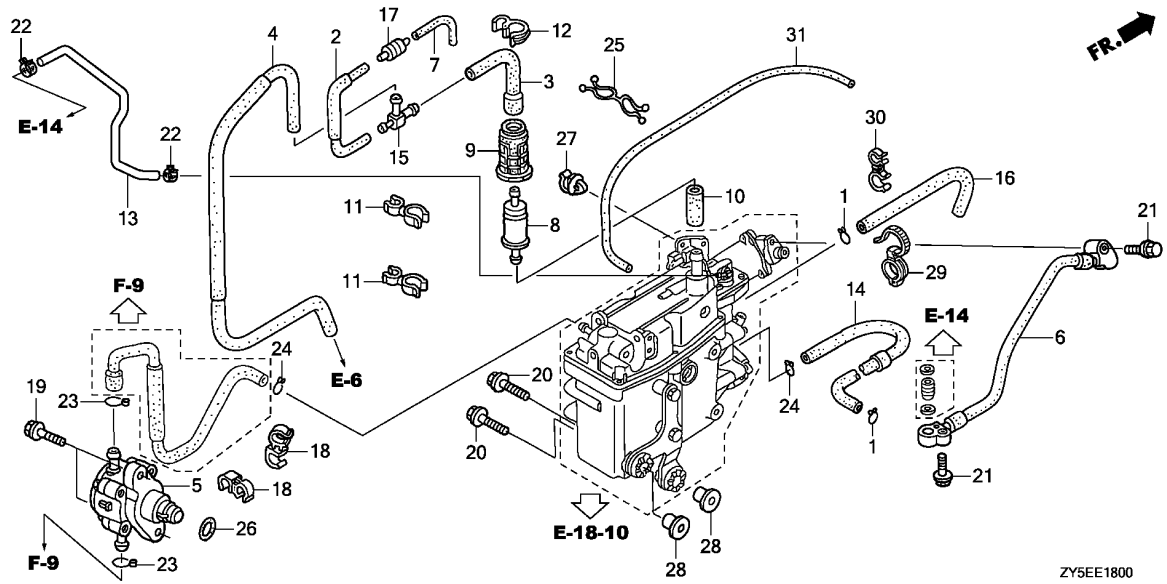


Ref. No.	Part No.	Description	Reqd. QTY		Serial No.	Parts catalogue code
			BF 135 AK2	BF 150 AK2		
24	95003-07016-31	TUBE, VINYL, 4X7X160 (95003-07001-60M)	1	1		
25	95005-12740-20	TUBE, 12X740(95005-12001-20M)	1	1		

2

E-18

FUEL PUMP/FUEL HOSE



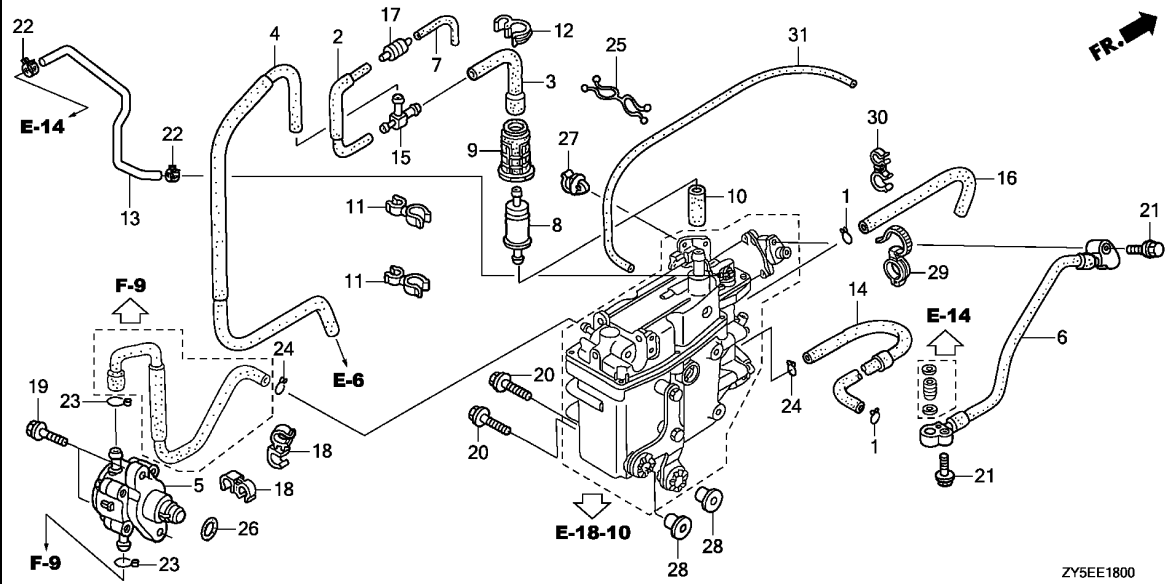
Ref. No.	L.O.N.	(Relative ref. Number) Description	F.R.T.
5		(26)	
	3101H9	PUMP, FUEL	0.4
6	3101B1	HOSE, FUEL	0.5
8	3101H3	STRAINER, FUEL PUMP	0.7

Ref. No.	Part No.	Description	Reqd. QTY		Serial No.	Parts catalogue code
			BF 135 AK2	BF 150 AK2		
1	16163-GHB-610	CLIP, TUBE	2	2		
2	16196-ZY6-000	TUBE COMP. C, AIR VENT	1	1		
3	16198-ZY6-000	TUBE B, AIR VENT	1	1		
4	16199-ZY6-000	TUBE COMP., AIR VENT	1	1		
5	16700-ZY6-013	PUMP ASSY., FUEL	1	1		
6	16755-ZY6-003	HOSE COMP., FUEL	1	1		
7	16881-ZV5-000	TUBE D, FUEL	1	1		
8	16911-759-003	STRAINER, FUEL PUMP	1	1		
9	16915-ZW5-000	SUSPENSION, STRAINER	1	1		
10	16952-MZ5-000	TUBE B, FUEL	1	1		
11	16965-VM0-771	CLAMP, HOSE	2	2		
12	17368-KV7-671	CLAMP, PIPE	1	1		
13	17723-ZY6-010	HOSE, PRESSURE REGULATOR				
		RETURN	1	-	1010132	
	17723-ZY6-020	1	-	1010133	
			-	1		L3,X3,XC3
	17723-ZY6-010	-	1	1026271	LCU,LD,LU,XCD,XCU,XD,XU
	17723-ZY6-020	-	1	1026272	LCU,LD,LU,XCD,XCU,XD,XU
14	19267-ZY6-010	TUBE F, WATER	1	1		
15	19269-ZY6-000	T-JOINT	1	1		
16	19273-ZY6-000	TUBE G, WATER	1	1		
17	36135-ZY6-003	VALVE, CHECK	1	1		
18	53740-SEO-953	CLIP, SENSOR HOSE	2	2		
19	90010-ZY6-000	BOLT, FLANGE, 6X27	2	2		
20	90014-ZW1-000	BOLT-WASHER, 8X35	2	2		



E-18

FUEL PUMP/FUEL HOSE

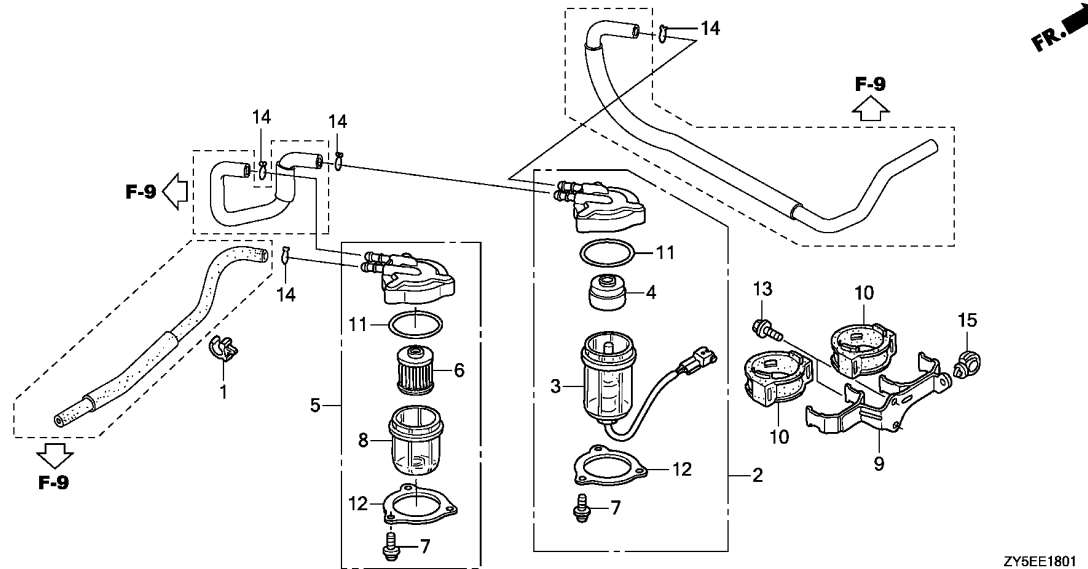


Ref. No.	Part No.	Description	Reqd. QTY		Serial No.	Parts catalogue code
			BF 135 AK2	BF 150 AK2		
21	90016-ZW9-000	BOLT, FLANGE, 6X25	2	2		
22	90601-ZW5-030	CLAMP, TUBE(D10.7)	2	2		
23	90601-ZY6-000	CLIP, TUBE(B1 14.5)	2	2		
24	90604-ZV0-000	CLIP, TUBE(B12)	2	2		
25	90605-ZY6-003	CLIP, FUEL HOSE	1	1		
26	91317-PA9-003	O-RING, 33.2X2.4(NOK)	1	1		
27	91547-SE0-003	CLIP, HARNESS	1	1		
28	91554-ZW1-000	COLLAR, 8.5X14.5	2	2		
29	91558-SM4-003	CLIP, TUBE(BLACK)(135MM)	1	1		
30	91599-SH3-A32	CLAMP, PURGE HOSE	1	1		
31	95001-35430-40	TUBE, FUEL, 3.5X430 (95001-35001-60M)	1	1		

2

E-18-1

WATER SEPARATOR



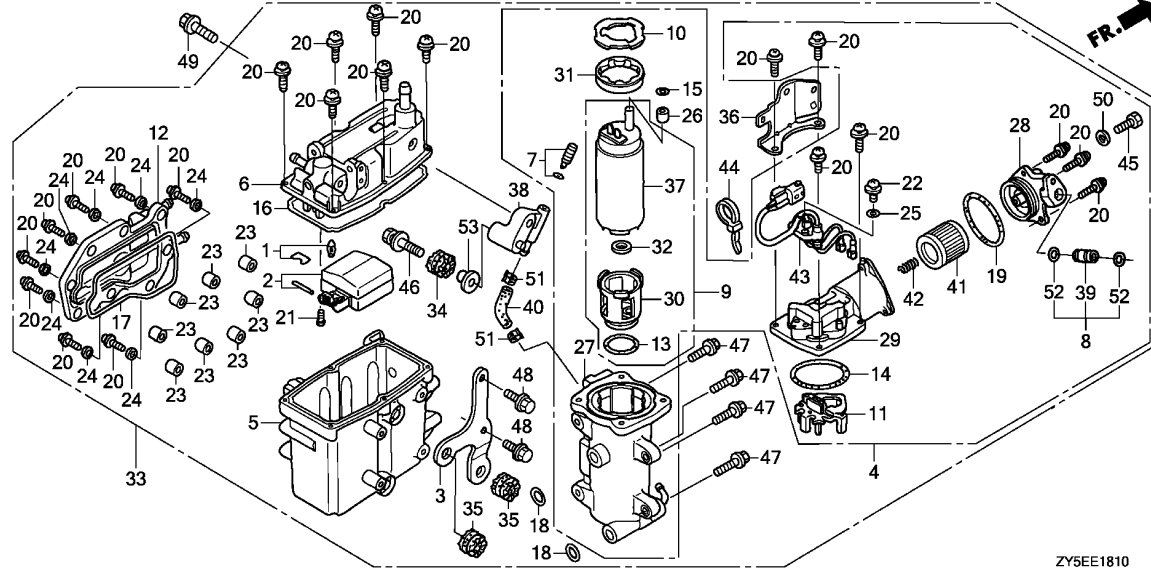
Ref. No.	L.O.N.	(Relative ref. Number) Description	F.R.T.
2	3101H5	SEPARATOR, WATER	0.4
4		(3,11)	
	1141B4	BUFFER, PLATE	0.5
5	3101G8	STRAINER ASSEMBLY, FUEL	0.4
6		(8,11)	
	3101H8	STRAINER, FUEL	0.5

Ref. No.	Part No.	Description	Reqd. QTY		Serial No.	Parts catalogue code
			BF 135 AK2	BF 150 AK2		
1	16731-ZE2-003	CLIP, TUBE	1	1		
2	16800-ZY6-003	SEPARATOR ASSY., WATER	1	1		
3	16805-ZY6-003	CUP SET, WATER SEPARATOR	1	1		
4	16807-ZY3-003	BUFFER, PLATE	1	1		
5	16900-ZY3-003	STRAINER COMP., FUEL	1	1		
6	16901-ZY3-003	STRAINER, FUEL	1	1		
7	16904-ZY3-003	SCREW, PAN, 5X12	6	6		
8	16912-ZY3-003	CUP, FUEL STRAINER	1	1		
9	16914-ZY6-010	STAY, FUEL STRAINER	1	1		
10	16915-ZY3-010	SUSPENSION, STRAINER	2	2		
11	16918-ZY3-003	O-RING	2	2		
12	16919-ZY3-003	PLATE	2	2		
13	90021-ZY3-000	BOLT, FLANGE, 6X14	2	2		
14	90604-ZV0-000	CLIP, TUBE(B12)	4	4		
15	90683-SAO-003	CLIP, WIRE HARNESS, 25MM	1	1		



E-18-10

VAPOR SEPARATOR ASSY.



Ref. No.	L.O.N.	(Relative ref. Number) Description	F.R.T.
1		(2) VAPOR SEPARATOR FLOAT VALVE SET AND/OR FLOAT SET	0.6
4		PUMP ASSEMBLY, VAPOR SEPARATOR FUEL	0.6
5		BODY, CHAMBER	0.7
16		(6) PACKING, CHAMBER BODY	0.6
17		PACKING, WATER JACKET COVER ..	0.4
33		SEPARATOR, VAPOR	0.5
37		PUMP, VAPOR SEPARATOR FUEL ...	0.7
41		(19) STRAINER, VAPOR SEPARATOR FUEL	0.6

Ref. No.	Part No.	Description	Reqd. QTY		Serial No.	Parts catalogue code
			BF 135 AK2	BF 150 AK2		
1	16011-ZY3-000	VALVE SET, FLOAT	1	1		
2	16013-ZY3-000	FLOAT SET	1	1		
3	16014-ZY6-003	STAY A, PLATE	1	1		
4	16017-ZY6-043	PUMP UNIT, FUEL	1	1		
5	16019-ZY6-003	BODY COMP., CHAMBER	1	1		
6	16020-ZY6-023	COVER COMP.	1	1		
7	16024-ZY3-000	SCREW SET, DRAIN	1	1		
8	16026-ZY3-000	JOINT SET	1	1		
9	16036-ZY6-003	PUMP UNIT, FUEL(B)	1	1		
10	16041-ZY3-000	PLATE	1	1		
11	16042-ZY3-000	HOLDER	1	1		
12	16061-ZY3-000	COVER, WATER JACKET	1	1		
13	16072-ZY3-000	O-RING	1	1		
14	16073-ZY3-000	O-RING	1	1		
15	16074-ZY3-000	O-RING	1	1		
16	16075-ZY3-000	O-RING	1	1		
17	16076-ZY3-000	O-RING	1	1		
18	16077-ZY3-000	O-RING	2	2		
19	16078-ZY3-000	O-RING	1	1		
20	16081-ZW5-010	SCREW-WASHER	21	21		
21	16082-ZY3-000	SCREW, PAN	2	2		
22	16083-ZY3-000	SCREW, WASHER	1	1		
23	16086-ZW5-000	COLLAR, SET	8	8		
24	16087-ZW5-000	WASHER, PLAIN	8	8		
25	16087-ZY3-000	WASHER, PLAIN	1	1		

E-18-10

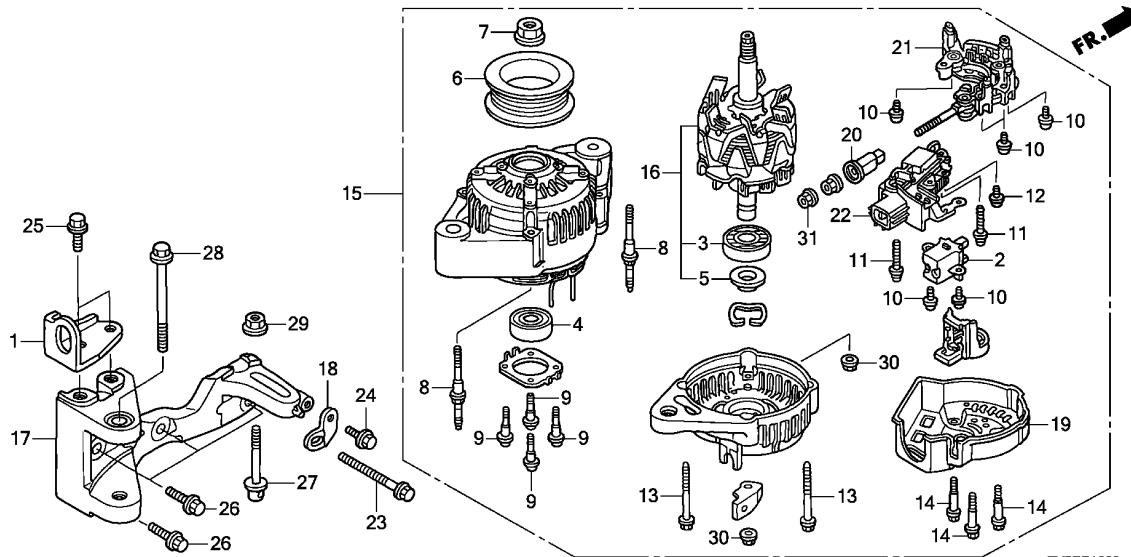
VAPOR SEPARATOR ASSY.

Ref. No.	Part No.	Description	Reqd. QTY		Serial No.	Parts catalogue code
			BF 135 AK2	BF 150 AK2		
26	16088-ZY3-000	COLLAR	1	1		
27	16701-ZY6-003	CASE COMP., PUMP	1	1		
28	16708-ZW5-003	COVER, PUMP(B)	1	1		
29	16715-ZW5-023	COVER, PUMP(A)	1	1		
30	16718-ZY6-013	INSULATOR COMP.	1	1		
31	16721-ZY3-000	INSULATOR	1	1		
32	16723-ZY6-003	RING	1	1		
33	16730-ZY6-063	SEPARATOR ASSY., VAPOR	1	1		
34	16733-ZW5-000	GROMMET, VAPOR SEPARATOR	1	1		
35	16733-ZY3-000	GROMMET, VAPOR SEPARATOR	2	2		
36	16734-ZY6-003	STAY, PLATE	1	1		
37	16735-ZW5-003	PUMP UNIT, FUEL	1	1		
38	16736-ZY6-003	STAY, VAPOR SEPARATOR	1	1		
39	16752-ZY3-000	JOINT, FUEL PIPE	1	1		
40	16840-ZY6-A00	TUBE F, FUEL	1	1		
41	16911-ZY3-010	SCREEN COMP., FUEL STRAINER	1	1		
42	16913-ZY3-000	SPRING, SET	1	1		
43	32166-ZY6-003	HARNESS COMP.	1	1		
44	32168-ZW5-003	BAND	1	1		
45	90009-PP4-E01	BOLT, SEALING, 6MM	1	1		
46	90014-ZW1-000	BOLT-WASHER, 8X35	1	1		
47	90016-ZW9-000	BOLT, FLANGE, 6X25	4	4		
48	90017-ZY3-000	BOLT, FLANGE, 6X16	2	2		
49	90049-ZY3-000	BOLT, FLANGE, 8X30	1	1		
50	90430-PD6-003	WASHER, SEALING, 6MM	1	1		
51	90607-ZY6-000	CLAMP, TUBE(8.0)	2	2		
52	91301-MJ0-003	O-RING, 7.8X1.9(ARAI)	2	2		
53	91554-ZW1-000	COLLAR, 8.5X14.5	1	1		



E-19

A.C. GENERATOR



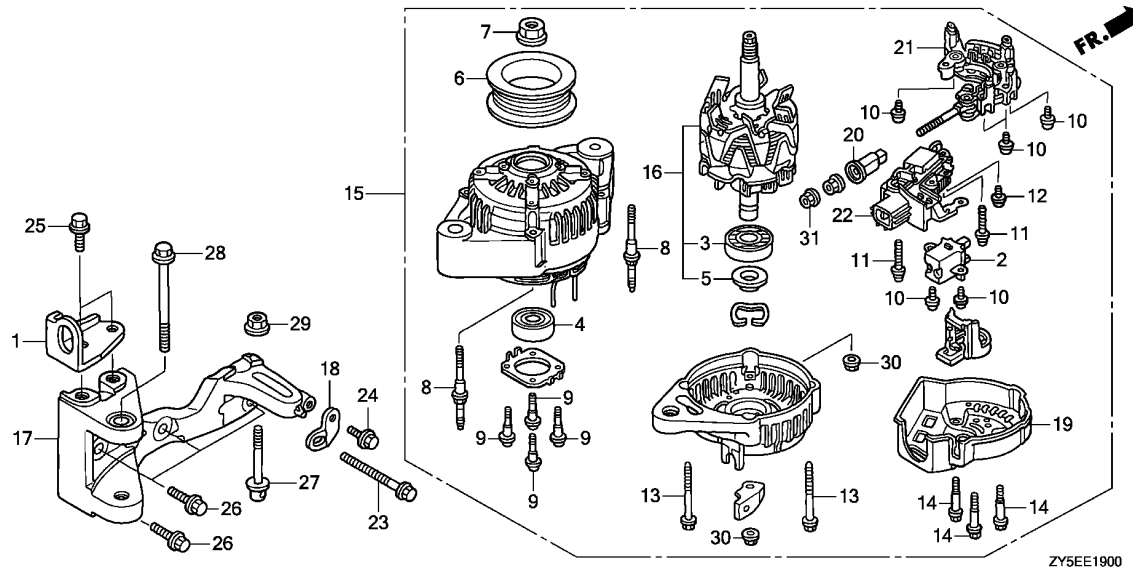
ZY5EE1900

Ref. No.	L.O.N.	(Relative ref. Number) Description	F.R.T.
2	6131D6	HOLDER, ALTERNATOR BRUSH	0.5
3	6131D3	BEARING, ALTERNATOR :LOWER ...	0.9
4	6131D0	BEARING, ALTERNATOR :UPPER ...	0.9
6	6131E2	PULLEY, ALTERNATOR	0.3
15	6131D5	ALTERNATOR	0.4
16	6131D9	ROTOR, ALTERNATOR	0.8
17	6131E1	BRACKET, ALTERNATOR	0.4
21	6131D7	RECTIFIER, ALTERNATOR	0.8
22	6131D8	REGULATOR, ALTERNATOR	0.6

Ref. No.	Part No.	Description	Reqd. QTY		Serial No.	Parts catalogue code
			BF 135 AK2	BF 150 AK2		
1	11912-ZY6-000	HANGER B, ENGINE	1	1		
2	31105-PZ1-003	HOLDER ASSY., BRUSH	1	1		
3	31111-PJ7-013	BEARING, RR.	1	1		
4	31114-PJ7-013	BEARING, FR.	1	1		
5	31138-PD1-004	COVER, BEARING	1	1		
6	31141-P64-003	PULLEY	1	1		
7	31142-PD1-004	NUT, PULLEY LOCK	1	1		
8	31145-PE9-941	BOLT, STUD	2	2		
9	31146-PJ7-003	SCREW	4	4		
10	31147-PT0-003	SCREW-WASHER	6	6		
11	31148-PD1-004	SCREW-WASHER, 4X25	2	2		
12	31149-PZ1-003	SCREW	1	1		
13	31152-PE9-942	BOLT-WASHER	2	2		
14	31153-PZ1-003	BOLT	3	3		
15	31630-ZY6-003	GENERATOR ASSY., A.C.	1	1	-----	LCU,LD,LU,XCD,XCU,XD,XU
	31630-ZY6-013	-	1	-----	L3,X3,XC3
16	31631-ZW5-003	ROTOR ASSY.	1	1		
17	31636-ZY6-010	BRACKET COMP., A.C. GENERATOR	1	1		
18	31637-ZY6-000	STAY, A.C. GENERATOR	1	1		
19	31639-ZW5-003	END COVER, RR.	1	1		
20	31644-ZW5-003	BUSH, INSULATION	1	1		
21	31710-ZW5-003	RECTIFIER ASSY.	1	1		
22	31750-ZY6-003	REGULATOR ASSY.	1	1		
23	90011-ZW5-010	BOLT, SPECIAL ADJUSTER	1	1		
24	90017-ZY3-000	BOLT, FLANGE, 6X16	1	1		

E-19

A.C. GENERATOR

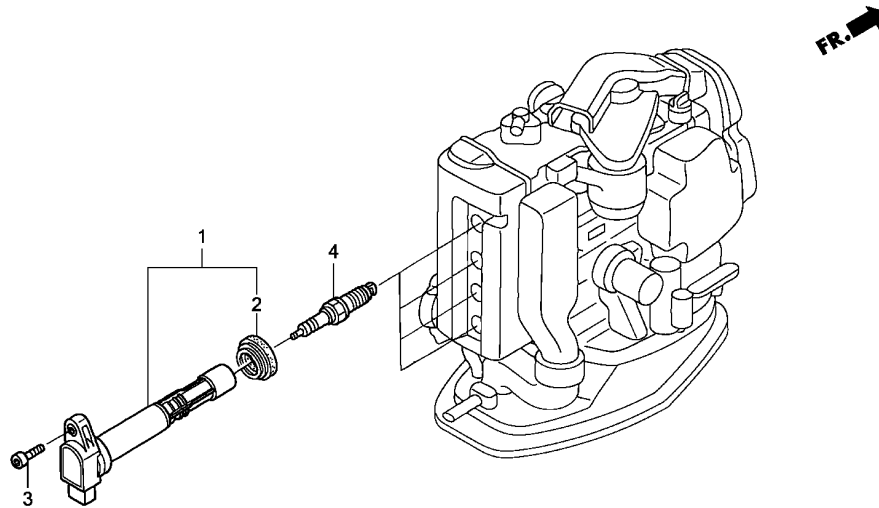


Ref. No.	Part No.	Description	Reqd. QTY		Serial No.	Parts catalogue code
			BF 135 AK2	BF 150 AK2		
25	90026-ZY3-000	BOLT, FLANGE, 8X20	2	2		
26	90035-ZY3-000	BOLT, FLANGE, 8X28	4	4		
27	90055-ZY3-000	BOLT, TENSIONER	1	1		
28	90163-ZW4-000	BOLT, FLANGE, 10X80	1	1		
29	90203-ZW5-010	NUT, FLANGE, 8MM	1	1		
30	90231-PD1-014	NUT-WASHER, 5MM	2	2		
31	94001-06080-0S	NUT, HEX., 6MM	1	1		



E-20

IGNITION COIL/PLUG



ZY5EE2000

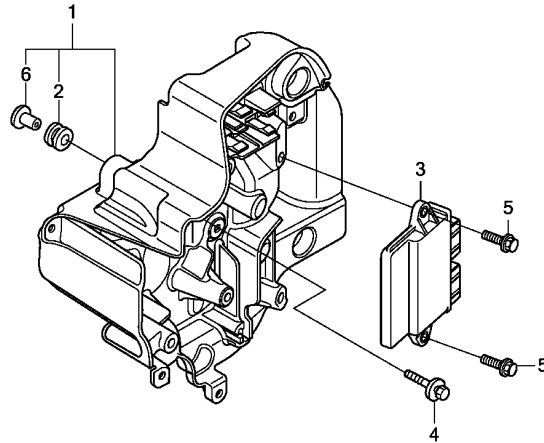
Ref. No.	L.O.N.	(Relative ref. Number) Description	F.R.T.
1		(2)	
6141A5		COIL, IGNITION(ONE)	0.2
4 6141C1		PLUG, SPARK	0.5
.NOTE: Same time for two units or more			
.INCLUDES: All spark plug check			

Ref. No.	Part No.	Description	Reqd. QTY		Serial No.	Parts catalogue code
			BF 135 AK2	BF 150 AK2		
1	30520-RRR-007	COIL COMP., PLUG HOLE	4	4		
2	30522-PFB-007	SEAL, PLUG HOLE	4	4		
3	90084-ZY3-000	BOLT, SOCKET, 6X25	4	4		
4	9807B-5615P	PLUG, SPARK(KJ20DR-M11) (DENSO)	4	4		
	9807B-5615W	PLUG, SPARK(SKJ20DR-M11) (DENSO)	(4)	(4)		
	9807B-5617P	PLUG, SPARK(ZFR6K-11) (NGK) -	4	4		
	9807B-5617W	PLUG, SPARK(IZFR6K-11) (NGK) -	(4)	(4)		

2

E-20-10

ELECTRONIC CONTROL UNIT



ZY5EE2010

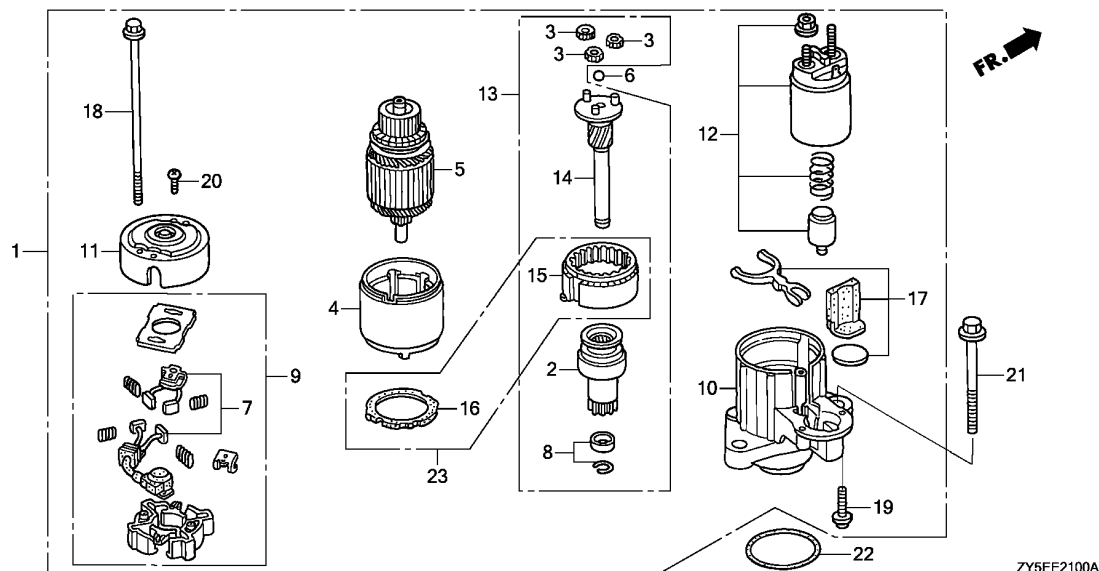
Ref. No.	L.O.N.	(Relative ref. Number) Description	F.R.T.
1	6221H3	CASE, ELECTRONIC PARTS	0.5
3	6211A6	CONTROL UNIT, ELECTRONIC	0.5

Ref. No.	Part No.	Description	Reqd. QTY		Serial No.	Parts catalogue code
			BF 135 AK2	BF 150 AK2		
1	30410-ZY6-000	CASE ASSY., ELECTRONIC PARTS	1	1		
2	30419-ZY9-003	GROMMET, ELECTRONIC PARTS CASE	4	4		
3	34750-ZY5-043	CONTROL UNIT, ELECTRONIC	1	-	----- 1010511	
	34750-ZY5-053	1	-	1010512 1011419	
	34750-ZY5-063	1	-	1011420 -----	
	34750-ZY6-063	-	1	----- L3,X3,XC3	
	34750-ZY6-043	-	1	----- 1028085	LCU,LD,LU,XCD,XCU,XD,XU
	34750-ZY6-053	-	1	1028086 1031753	LCU,LD,LU,XCD,XCU,XD,XU
	34750-ZY6-063	-	1	1031754 -----	LCU,LD,LU,XCD,XCU,XD,XU
4	90003-ZW2-000	BOLT-WASHER, 6X27(CT200)	4	4		
5	90018-ZW5-000	BOLT, FLANGE, 6X20	2	2		
6	91553-ZV5-010	COLLAR, C.D.I. UNIT CASE	4	4		



E-21

STARTER MOTOR



Ref. No.	L.O.N.	(Relative ref. Number) Description	F.R.T.
1		(22)	
6121D5		MOTOR, STARTER	0.5
4		(16)	
6121D1		YOKE, STARTER	0.6
5		ARMATURE, STARTER	0.6
7		BRUSH SET, STARTER	0.7
9		HOLDER, STARTER BRUSH	0.6
10		BRACKET, STARTER :LOWER	0.6
12		SWITCH, STARTER MAGNETIC	0.6
13		(3)	
6121C7		SHAFT, STARTER CLUTCH	0.6
15		(2,8,14,23)	
6121B4		GEAR, STARTER INTERNAL	0.8
17		LEVER, STARTER	0.6

ZY6EE2100A

Ref. No.	Part No.	Description	Reqd. QTY		Serial No.	Parts catalogue code
			BF 135 AK2	BF 150 AK2		
1	31200-ZY6-003	MOTOR ASSY., STARTER	1	1		
2	31207-ZY3-003	CLUTCH COMP., OVERRUNNING	1	-	1011289	
	31207-ZY9-H01	1	-	1011290	
			-	1		L3,X3,XC3
	31207-ZY3-003	-	1	1031330	LCU,LD,LU,XCD,XCU,XD,XU
	31207-ZY9-H01	-	1	1031331	LCU,LD,LU,XCD,XCU,XD,XU
3	31215-PY3-004	GEAR ASSY., PLANETARY	3	3		
4	31216-ZY6-003	YOKE COMP.	1	1		
5	31217-ZW5-003	ROTOR COMP.	1	1		
6	31218-PY3-004	BALL, STEEL	1	1		
7	31226-ZY6-003	BRUSH SET	1	-	1011289	
	31227-ZY6-003	1	-	1011290	
			-	1		L3,X3,XC3
	31226-ZY6-003	-	1	1031330	LCU,LD,LU,XCD,XCU,XD,XU
	31227-ZY6-003	-	1	1031331	LCU,LD,LU,XCD,XCU,XD,XU
8	31229-ZW1-004	STOPPER SET, SLEEVE	1	-	1011289	
	31229-ZY9-H01	1	-	1011290	
			-	1		L3,X3,XC3
	31229-ZW1-004	-	1	1031330	LCU,LD,LU,XCD,XCU,XD,XU
	31229-ZY9-H01	-	1	1031331	LCU,LD,LU,XCD,XCU,XD,XU
9	31231-ZY6-003	HOLDER COMP., BRUSH	1	-	1011289	
	31232-ZY6-003	1	-	1011290	
			-	1		L3,X3,XC3
	31231-ZY6-003	-	1	1031330	LCU,LD,LU,XCD,XCU,XD,XU
	31232-ZY6-003	-	1	1031331	LCU,LD,LU,XCD,XCU,XD,XU
10	31235-ZY6-003	BRACKET, FR.	1	1		
11	31236-ZY6-003	BRACKET, RR.	1	1		

E-21

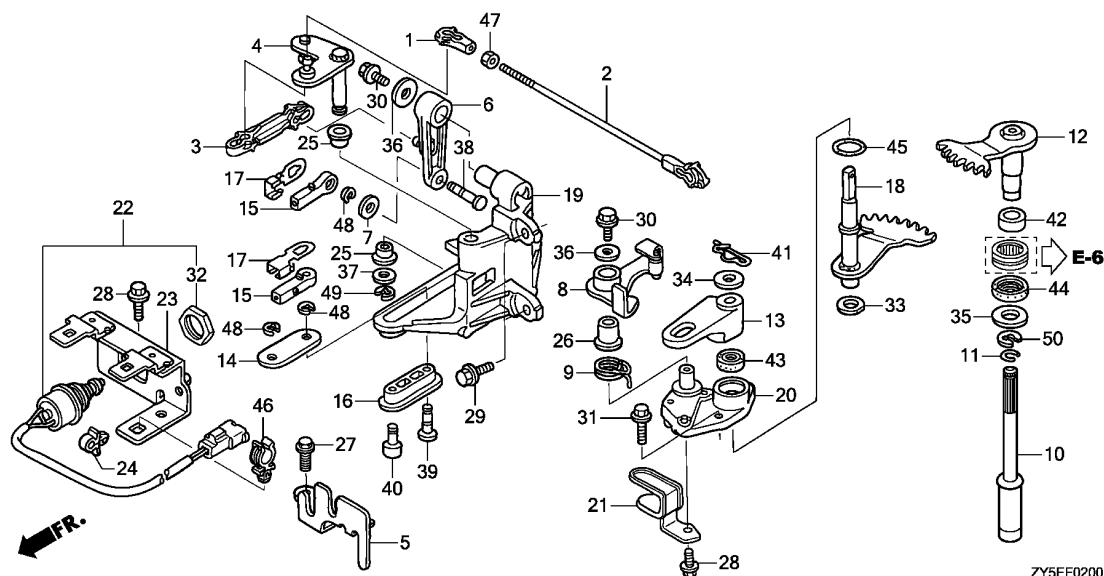
STARTER MOTOR

Ref. No.	Part No.	Description	Reqd. QTY		Serial No.	Parts catalogue code
			BF 135 AK2	BF 150 AK2		
12	31240-ZY6-003	SWITCH ASSY., MAGNET	1	-	1011289	
	31240-ZY9-003	1	-	1011290	
			-	1		L3,X3,XC3
	31240-ZY6-003	-	1	1031330	LCU,LD,LU,XCD,XCU,XD,XU
	31240-ZY9-003	-	1	1031331	LCU,LD,LU,XCD,XCU,XD,XU
13	31242-ZY6-003	SHAFT ASSY., CLUTCH	1	-	1011289	
	31242-ZY9-H01	1	-	1011290	
			-	1		L3,X3,XC3
	31242-ZY6-003	-	1	1031330	LCU,LD,LU,XCD,XCU,XD,XU
	31242-ZY9-H01	-	1	1031331	LCU,LD,LU,XCD,XCU,XD,XU
14	31246-ZY3-003	SHAFT ASSY., GEAR	1	-	1011289	
	31246-ZY9-H01	1	-	1011290	
			-	1		L3,X3,XC3
	31246-ZY3-003	-	1	1031330	LCU,LD,LU,XCD,XCU,XD,XU
	31246-ZY9-H01	-	1	1031331	LCU,LD,LU,XCD,XCU,XD,XU
15	31247-ZW1-004	GEAR ASSY., INTERNAL	1	-	1011289	
			-	1	1031330	LCU,LD,LU,XCD,XCU,XD,XU
16	31249-ZW1-004	PACKING	1	-	1011289	
			-	1	1031330	LCU,LD,LU,XCD,XCU,XD,XU
17	31250-ZW1-004	LEVER SET	1	1		
18	31261-ZW1-004	BOLT A, THROUGH	2	2		
19	90106-ZW1-004	SCREW, PAN, 6X22(SPECIAL) ...	2	-	1011289	
	31226-ZY9-H01	SCREW, PAN, 6X22	2	-	1011290	
			-	2		L3,X3,XC3
	90106-ZW1-004	SCREW, PAN, 6X22(SPECIAL) ...	-	2	1031330	LCU,LD,LU,XCD,XCU,XD,XU
	31226-ZY9-H01	SCREW, PAN, 6X22	-	2	1031331	LCU,LD,LU,XCD,XCU,XD,XU
20	90107-ZW1-004	SCREW, PAN, 5X8	2	2		
21	90164-ZW4-000	BOLT, FLANGE, 10X90	2	2		
22	91303-ZY3-000	O-RING, 59.4X3.1	1	1		
23	31251-ZY9-H01	GEAR ASSY., INTERNAL	1	-	1011290	
			-	1		L3,X3,XC3
			-	1	1031331	LCU,LD,LU,XCD,XCU,XD,XU



F-2

SHIFT SHAFT

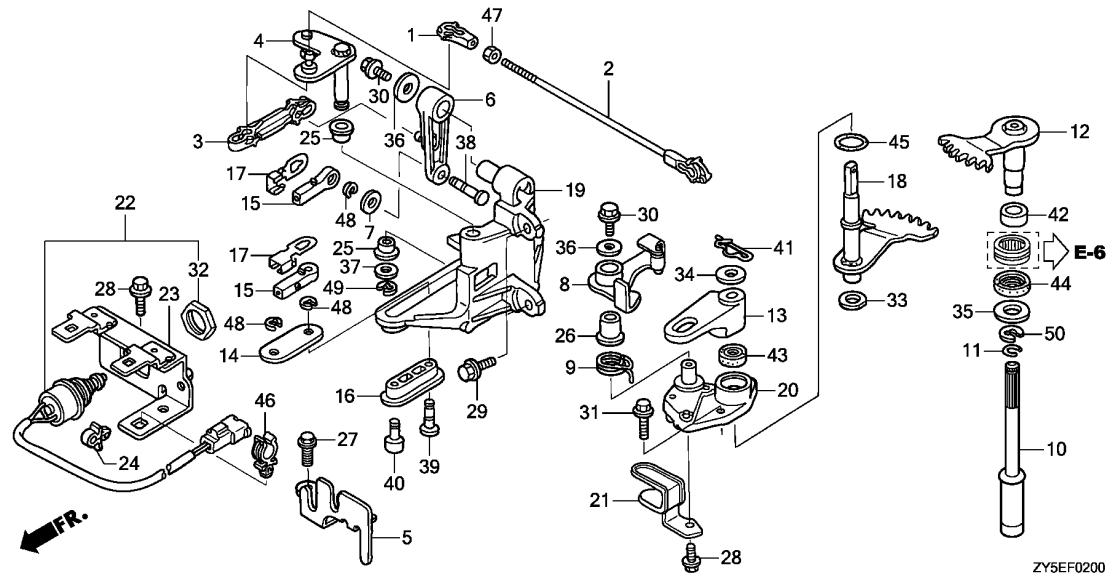


Ref. No.	L.O.N.	(Relative ref. Number) Description	F.R.T.
2	8101R4	ROD, THROTTLE	0.4
3	8101R8	LINK, THROTTLE	0.2
4	8101S1	PLATE, THROTTLE	0.3
6	8101A7	ARM, THROTTLE	0.2
8		(9,26)	
	8101R9	ARM, CLICK	0.3
10	2101P7	ROD A, SHIFT	0.7
12		(42)	
	2091D7	SHAFT A, SHIFT	5.0
		.INCLUDES: Engine removal and installation	
		.NOTE: Same time for two units	
13	2101A5	ARM, SHAFT SHIFT	0.3
16		(14,39,40)	
	8101S0	PIVOT, SHIFT SLIDE	0.3
18	2091F4	SHAFT B, SHIFT	5.0
		.INCLUDES: Engine removal and installation	
		.NOTE: Same time for two units	
19	2101D0	BRACKET, SHIFT LINK	0.4
20		(45)	
	8101S2	HOLDER, SHIFT SHAFT SEAL	0.4
	22	6151E2 SWITCH, NEUTRAL	0.5
	43	8101S3 OIL SEAL, SHIFT SHAFT	0.4
+44	2091F3	WATER SEAL, SHIFT SHAFT	5.0

Ref. No.	Part No.	Description	Reqd. QTY		Serial No.	Parts catalogue code
			BF 135 AK2	BF 150 AK2		
1	17838-ZV5-000	LINKAGE, PIVOT	1	1		
2	17840-ZY6-000	ROD COMP., THROTTLE	1	1		
3	17845-ZY6-000	LINK, THROTTLE	1	1		
4	17860-ZY6-000	PLATE COMP., THROTTLE	1	1		
5	17877-ZY6-010	PLATE, REMOTE CONTROL CABLE	1	1		
6	17931-ZY6-000	ARM, THROTTLE	1	1		
7	17936-921-000	WASHER, PIVOT	1	1		
8	24166-ZY6-000	ARM COMP., CLICK	1	1		
9	24218-ZY6-000	SPRING, CLICK	1	1		
10	24320-ZY6-000	ROD COMP. A, SHIFT(L)	1	1	----- L3,LCU,LD,LU	
	24320-ZY6-610	ROD COMP. A, SHIFT(XL)	1	1	----- X3,XC3,XCD,XCU,XD,XU	
11	24327-ZW1-000	RING, STOPPER	1	1		
12	24610-ZY6-000	SHAFT COMP. A, SHIFT	1	1		
13	24612-ZY6-020	ARM, SHIFT	1	1		
14	24614-ZY6-000	PLATE, SHIFT PIVOT	1	1		
15	24618-ZY3-000	PIVOT, SHIFT	2	2		
16	24618-ZY6-000	PIVOT, SHIFT SLIDE	1	1		
17	24619-ZY3-000	PLATE, LOCK	2	2		
18	24620-ZY6-000	SHAFT COMP. B, SHIFT	1	1		
19	24628-ZY6-000	BRACKET, SHIFT LINK	1	1		
20	24629-ZY6-000ZA	HOLDER, SEAL	1	1		
		NH8.....DARK GRAY	1	1		
21	32418-ZY6-000	BRACKET A, CABLE	1	1		
22	35470-ZY3-013	SWITCH ASSY., NEUTRAL	1	-	----- 1400047 LCU,XCD,XCU	
			1	-	----- 1400377 LD,LU,XD,XU	

F-2

SHIFT SHAFT



Ref. No.	L.O.N. (Relative ref. Number)	Description	F.R.T.
----------	-------------------------------	-------------	--------

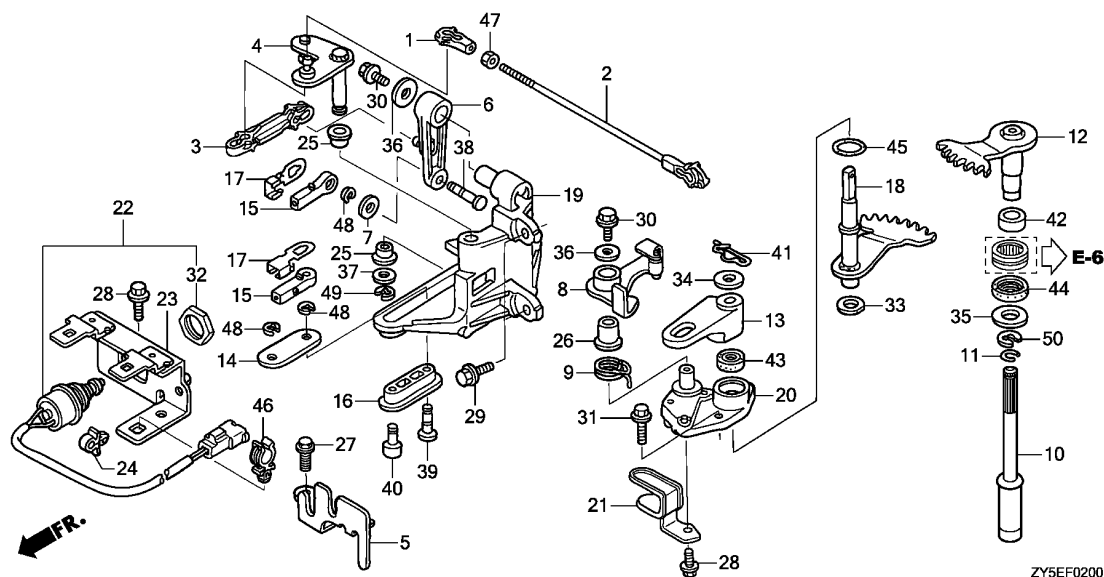
+44		.INCLUDES: Engine removal and installation	
-----	--	--	--

Ref. No.	Part No.	Description	Reqd. QTY		Serial No.	Parts catalogue code
			BF 135 AK2	BF 150 AK2		
22)	35470-ZY3-023	SWITCH ASSY., NEUTRAL	1	-	1400048	LCU,XCD,XCU
			1	-	1400378	LD,LU,XD,XU
			-	1		L3,X3,XC3
	35470-ZY3-013		-	1	1400178	LCU,XCD,XCU
			-	1	1401724	LD,LU,XD,XU
	35470-ZY3-023		-	1	1400179	LCU,XCD,XCU
			-	1	1401725	LD,LU,XD,XU
23	35475-ZY6-000	BRACKET, NEUTRAL SWITCH	1	1		
24	46391-VM0-003	CLIP, BRAKE PIPE(A)	1	1		
25	63205-ZY3-000	BUSH A, COVER LOCK	2	2		
26	75538-763-C01	BUSH, BLADE BRAKE	1	1		
27	90017-ZY3-000	BOLT, FLANGE, 6X16	1	1		
28	90021-ZY3-000	BOLT, FLANGE, 6X14	2	2		
29	90028-ZY3-000	BOLT, FLANGE, 6X18	2	2		
30	90102-ZW9-000	BOLT, FLANGE, 6X12	2	2		
31	90105-ZW9-000	BOLT, FLANGE, 6X20	2	2		
32	90302-ZV5-003	NUT, HEX., 20MM	1	1		
33	90501-ZW5-000	WASHER, SHIFT SHAFT	1	-	1400013	LCU,XCD,XCU
			1	-	1400103	LD,LU,XD,XU
	90428-958-000	WASHER B, THRUST, 14MM	1	-	1400014	LCU,XCD,XCU
			1	-	1400104	LD,LU,XD,XU
			-	1		L3,X3,XC3
	90501-ZW5-000	WASHER, SHIFT SHAFT	-	1	1400036	LCU,XCD,XCU
			-	1	1400285	LD,LU,XD,XU
	90428-958-000	WASHER B, THRUST, 14MM	-	1	1400037	LCU,XCD,XCU
			-	1	1400286	LD,LU,XD,XU
34	90507-ZY3-000	WASHER, PLAIN, 12MM	1	1		



F-2

SHIFT SHAFT

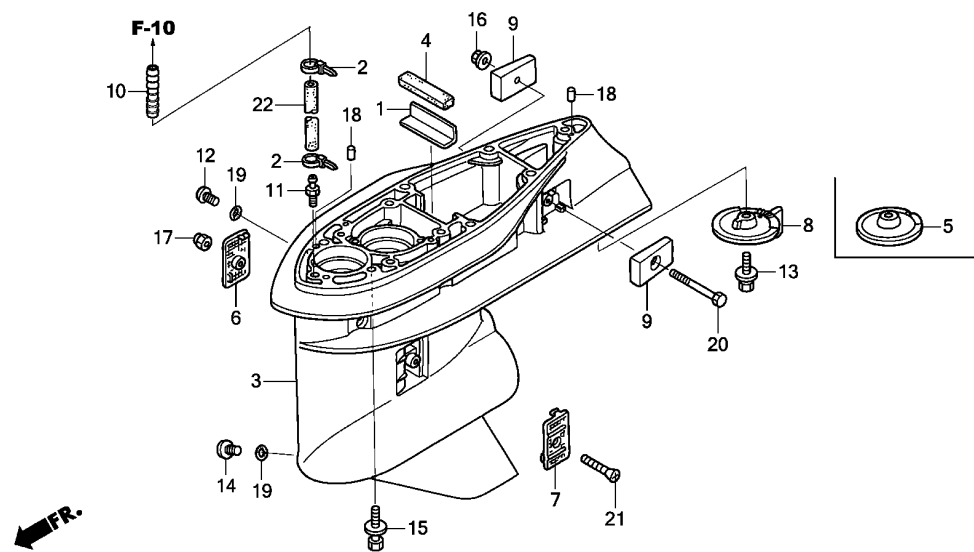


ZY5EF0200

Ref. No.	Part No.	Description	Reqd. QTY		Serial No.	Parts catalogue code
			BF 135 AK2	BF 150 AK2		
35	90508-ZV7-000	WASHER	1	1		
36	90512-ZV4-000	WASHER, PLAIN, 6MM	2	2		
37	90518-921-000	WASHER, PLAIN, 8MM	1	1		
38	90751-ZY3-000	PIN, LINK	1	1		
39	90752-ZY6-000	PIN, SHIFT LINK	1	1		
40	90753-ZY6-000	PIN, LINK	1	1		
41	90755-ZY6-003	PIN, SNAP, 12MM	1	1		
42	91152-ZY3-003	RING, INNER(15X20X23)	1	1		
43	91251-ZW5-003	OIL SEAL, 14X26X6	1	1		
44	91255-ZY3-003	SEAL, WATER(14X26X8)	1	1		
45	91321-POX-003	O-RING, 25X2.4(NOK)	1	1		
46	91549-SV1-L01	HOLDER, DRAIN TUBE	1	1		
47	94001-05490-0S	NUT, HEX., 5MM	1	1		
48	94540-04029	E-RING, 4MM	3	3		
49	94540-06029	E-RING, 6MM	1	1		
50	94540-12029	E-RING, 12MM	1	1		

F-3

GEAR CASE



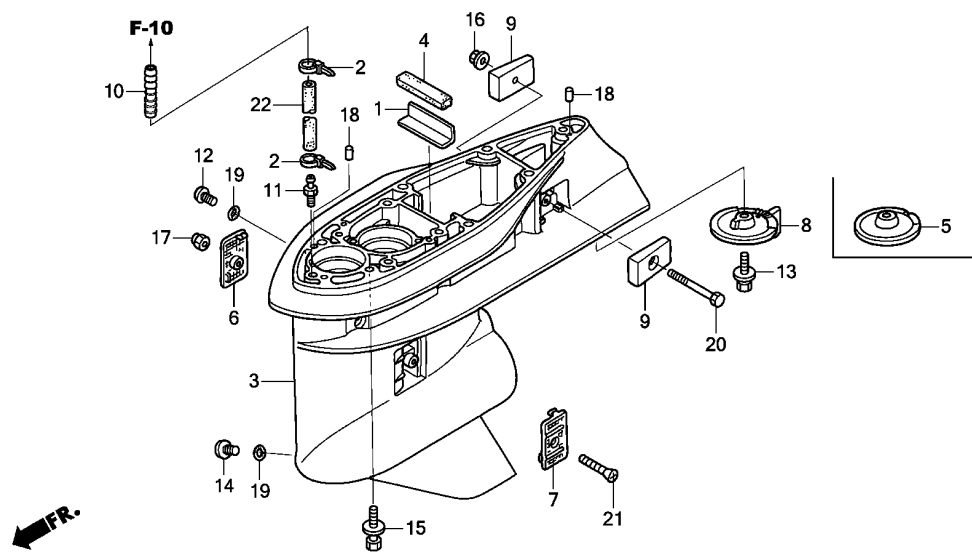
Ref. No.	L.O.N.	(Relative ref. Number) Description	F.R.T.
3	2101D7	CASE, GEAR	1.6
6	4131H6	SCREEN, WATER :RIGHT	0.1
7	4131H5	SCREEN, WATER :LEFT	0.1
8	4131J2	TAB, TRIM	0.1
9	2101Y2	METAL, GEAR CASE ANODE :LEFT .	0.1
	2101Y3	METAL, GEAR CASE ANODE :RIGHT .	0.1

.NOTE: Same time for two units
.NOTE: Same time for two units (5)
.NOTE: Same time for two units
.NOTE: Same time for two units

Ref. No.	Part No.	Description	Reqd. QTY		Serial No.	Parts catalogue code
			BF 135 AK2	BF 150 AK2		
1	19286-ZW1-B00	PLATE, RUBBER SETTING	1	1		
2	32161-KM3-003	BAND, WIRE	2	2		
3	41101-ZY6-020ZB	CASE, GEAR *NHB14M*				
4	41102-ZW1-B00	AQUA MARINE SILVER METALLIC GROMMET, GEAR CASE	1	1		
5	41102-ZX2-E00ZA	COVER, GEAR CASE *NHB14M*	1	1	-----	LCU,XC3,XCD,XCU
		AQUA MARINE SILVER METALLIC	1	1		
6	41104-ZY6-010	SCREEN, R. WATER	1	1		
7	41105-ZY6-010	SCREEN, L. WATER	1	1		
8	41107-ZX2-C00ZA	TAB, TRIM *NHB14M*	1	1	-----	L3,LD,LU,X3,XD,XU
		AQUA MARINE SILVER METALLIC	1	1		
9	41109-ZW1-B00	METAL COMP., ANODE	2	2		
10	41171-ZV5-000	END, NIPPLE	1	1		
11	41172-ZV5-000	NIPPLE, SENSOR	1	1		
12	90101-ZW9-003	BOLT, OIL CHECK	1	1		
13	90103-ZY6-000	BOLT-WASHER, 10X32	1	1		
14	90120-ZY3-000	BOLT, DRAIN PLUG	1	1		
15	90123-ZY6-000	BOLT-WASHER, 10X40	7	7		
16	90205-ZY1-000	NUT, SELF-LOCK, 6MM	1	1		
17	90302-ZV4-000	NUT, SELF-LOCK, 5MM	1	1		
18	90756-ZV5-000	DOWEL PIN, 6X10	2	2		
19	91301-ZW4-003	O-RING, 6.9X1.45	2	2		
20	92101-06050-4J	BOLT, HEX., 6X50	1	1		

F-3

GEAR CASE



ZY5EF0300

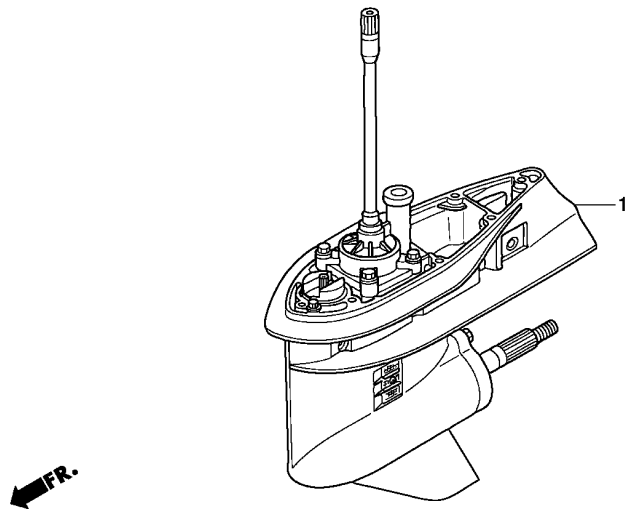
Ref. No.	Part No.	Description	Reqd. QTY		Serial No.	Parts catalogue code
			BF 135 AK2	BF 150 AK2		

21	93700-05050-4J	SCREW, OVAL, 5X50	1	1		
22	95005-50140-30	TUBE, 5X140(95005-50001-30M)	1	1	-----	L3,LCU,LD,LU
	95005-50270-30	TUBE, 5X270(95005-50001-30M)	1	1	-----	X3,XC3,XCD,XCU,XD,XU

3

F-3-10

GEAR CASE ASSY.



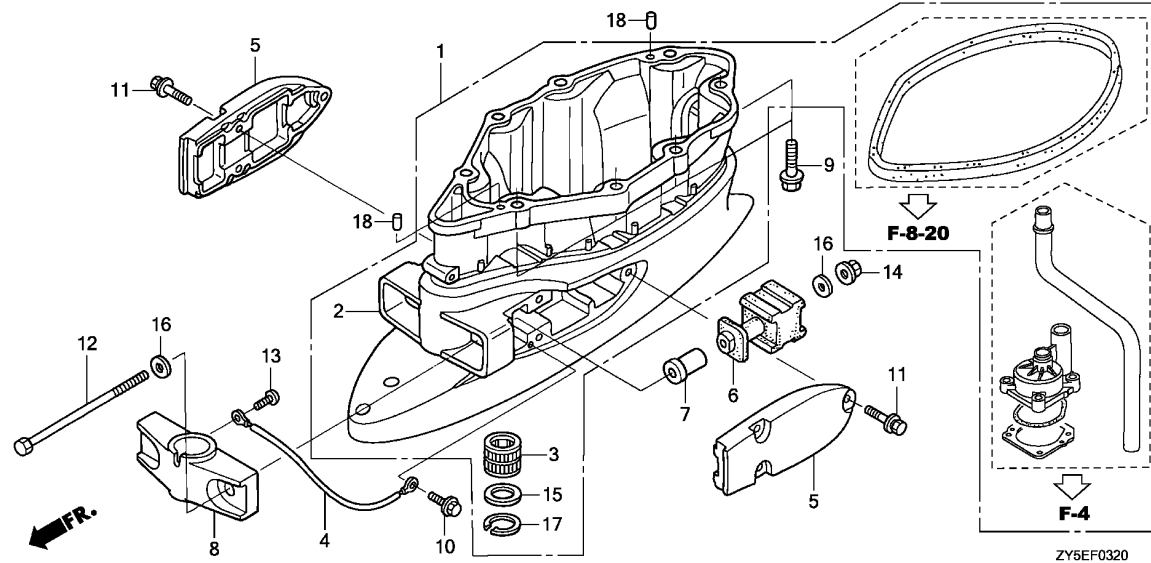
ZY6EF0310

Ref. No.	L.O.N.	(Relative ref. Number) Description	F.R.T.
1	2101D3	CASE ASSEMBLY, GEAR	0.7

Ref. No.	Part No.	Description	Reqd. QTY		Serial No.	Parts catalogue code
			BF 135 AK2	BF 150 AK2		
1	41100-ZY6-040ZB	CASE ASSY., GEAR(L) *NHB14M* AQUA MARINE SILVER METALLIC	1	1	-----	----- L3,LD,LU
	41100-ZY6-704ZB	CASE ASSY., GEAR(L)(C/R) *NHB14M* AQUA MARINE SILVER METALLIC	1	1	-----	----- LCU
	41100-ZY6-614ZB	CASE ASSY., GEAR(XL) *NHB14M* AQUA MARINE SILVER METALLIC	1	1	-----	----- X3,XD,XU
	41100-ZY6-714ZB	CASE ASSY., GEAR(XL)(C/R) *NHB14M* AQUA MARINE SILVER METALLIC	1	1	-----	----- XC3,XCD,XCU

F-3-20

EXTENSION CASE

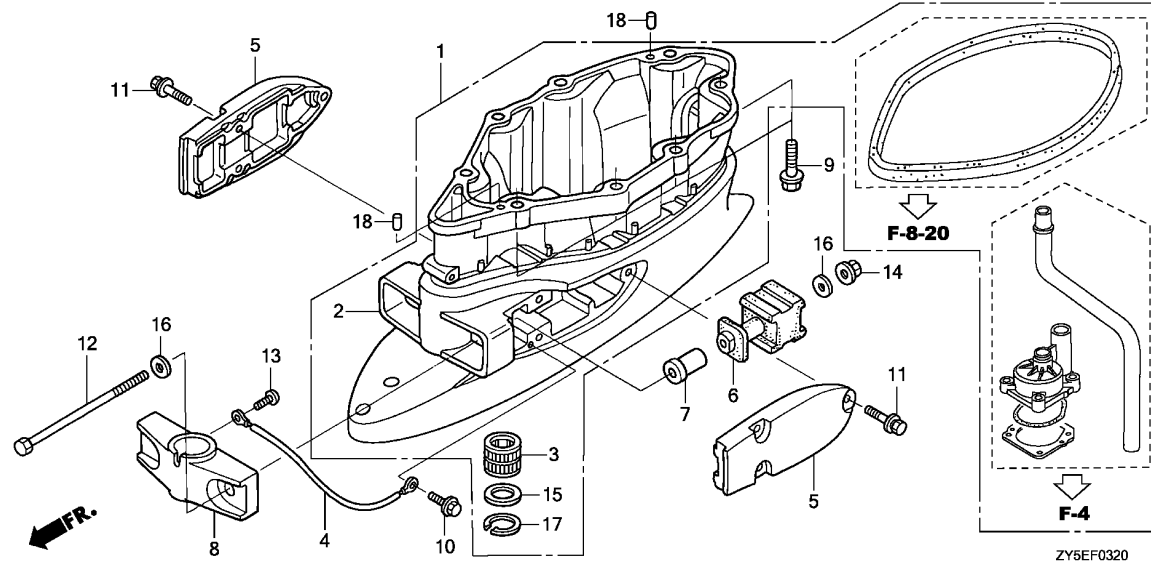


Ref. No.	L.O.N.	(Relative ref. Number) Description	F.R.T.
1	2191C9	EXTENSION CASE KIT	2.1
2	2191B2	CASE, EXTENSION	1.9
6	410111	RUBBER, LOWER MOUNTING	0.3
	410111A	.Replace one add	0.1
8	4101R1	RUBBER, LOWER CENTER MOUNTING	2.7

Ref. No.	Part No.	Description	Reqd. QTY		Serial No.	Parts catalogue code
			BF 135 AK2	BF 150 AK2		
1	04401-ZY6-610ZB	CASE KIT, EXTENSION *NHB14M*				
		AQUA MARINE SILVER METALLIC	1	1	-----	X3,XC3,XCD,XCU,XD,XU
2	40201-ZY6-000ZB	CASE, EXTENSION(L) *NHB14M*				
		AQUA MARINE SILVER METALLIC	1	1	-----	L3,LCU,LD,LU
	40201-ZY6-611ZB	CASE, EXTENSION *NHB14M*				
		AQUA MARINE SILVER METALLIC	1	1	-----	X3,XC3,XCD,XCU,XD,XU
3	40210-ZW1-710	BUSH COMP., VERTICAL SHAFT ..	1	1	-----	X3,XC3,XCD,XCU,XD,XU
4	40219-ZY6-023	WIRE, LEAD(1.5X137MM)	1	1		
5	50111-ZW1-010ZB	HOUSING, LOWER MOUNTING *NHB14M*				
		AQUA MARINE SILVER METALLIC	2	2		
6	50155-ZW5-000	RUBBER COMP., LOWER MOUNT ...	2	2		
7	50156-ZW1-010	COLLAR, LOWER MOUNTING	2	2		
8	50161-ZW1-020ZB	HOUSING, LOWER CENTER MOUNTING *NHB14M*				
		AQUA MARINE SILVER METALLIC	1	1		
9	90002-ZY6-000	BOLT, FLANGE, 10X40	8	8		
10	90103-ZW9-010	BOLT, FLANGE, 6X12	1	1		
11	90105-ZY6-000	BOLT-WASHER, 8X30	6	6		
12	90118-ZY6-000	BOLT, HEX., 12X225	2	2		
13	90119-ZV5-000	SCREW, PAN, 6X8	1	1		
14	90302-ZW5-003	NUT, FLANGE, 12MM	2	2		
15	90501-ZW1-710	WASHER, 26MM	1	1	-----	X3,XC3,XCD,XCU,XD,XU

F-3-20

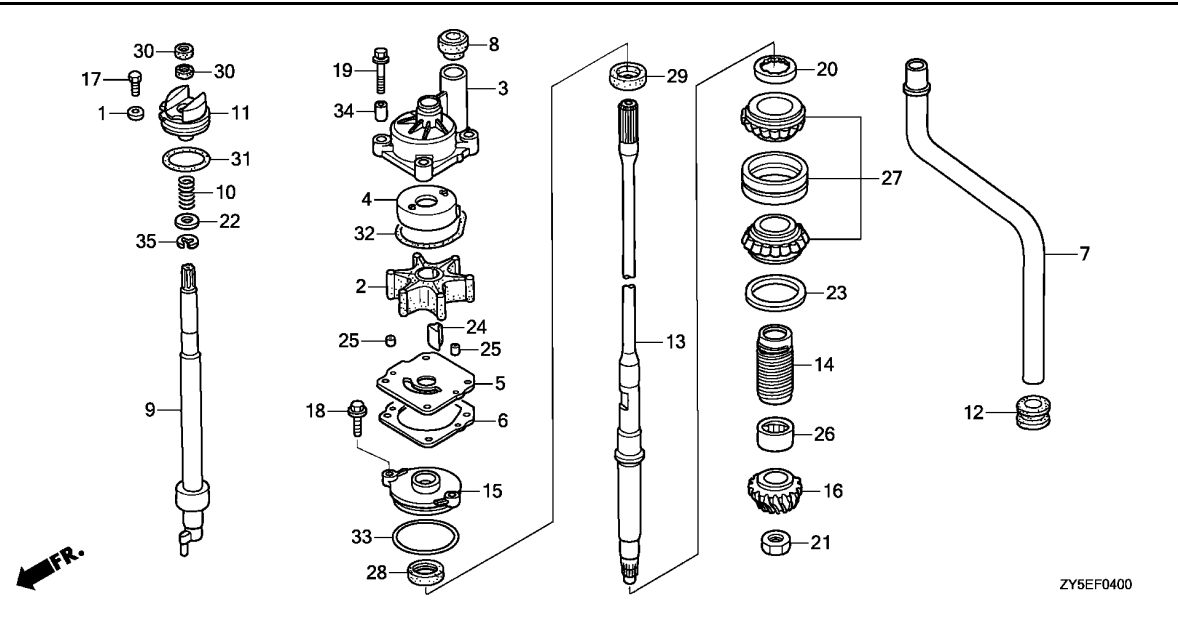
EXTENSION CASE



Ref. No.	Part No.	Description	Reqd. QTY		Serial No.	Parts catalogue code
			BF 135 AK2	BF 150 AK2		
16	90559-ZW1-000	WASHER, PLAIN, 12MM	4	4		
17	90651-ZW1-710	CIRCLIP, INTERNAL, 40	1	1	----- X3,XC3,XCD,XCU,XD,XU	
18	90756-ZV5-000	DOWEL PIN, 6X10	2	2		

F-4

WATER PUMP/VERTICAL SHAFT



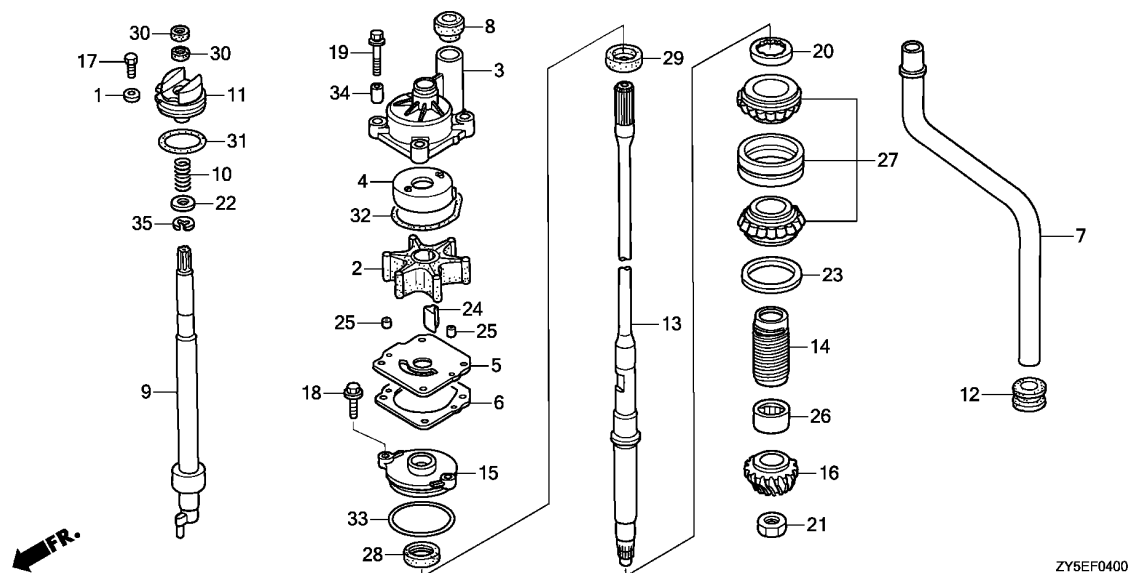
Ref. No.	L.O.N.	(Relative ref. Number) Description	F.R.T.
2	1141B9	(5,6) IMPELLER, PUMP	0.9
3	1141B6	(32) HOUSING, IMPELLER	0.9
7	1141D1	TUBE, WATER	1.9
9	2101P6	ROD, SHIFT	1.0
11	2101V2	(10,31) HOLDER, SHIFT ROD	1.0
13	2191A9	SHAFT, VERTICAL	1.7
14	2191B5	SLINGER, OIL	1.7
15	1141H1	(33) HOUSING, WATER SEAL	1.0
16	2091B5	GEAR, VERTICAL SHAFT PINION ..	1.7
27	2191A1	(23) BEARING, VERTICAL SHAFT	1.7
28	2191B1	(29) WATER SEAL, VERTICAL SHAFT ...	1.0
30	2101V3	.NOTE: Same time for two units WATER SEAL, SHIFT ROD	1.0
		.NOTE: Same time for two units	

3

Ref. No.	Part No.	Description	Reqd. QTY		Serial No.	Parts catalogue code
			BF 135 AK2	BF 150 AK2		
1	17936-921-000	WASHER, PIVOT	1	1		
2	19210-ZW1-B04	IMPELLER, PUMP	1	1		
3	19221-ZY6-A00	HOUSING, IMPELLER	1	1		
4	19223-ZW1-B00	LINER, PUMP	1	1		
5	19231-ZY6-000	COVER, IMPELLER	1	1		
6	19234-ZY6-000	GASKET B, IMPELLER	1	1		
7	19251-ZY6-000	TUBE, WATER(L)	1	1	-----	L3,LCU,LD,LU
	19251-ZY6-611	TUBE, WATER(XL)	1	1	-----	X3,XC3,XCD,XCU,XD,XU
8	19253-ZW1-B01	RING, WATER TUBE SEAL	1	1		
9	24310-ZY6-000	ROD COMP., SHIFT	1	1	-----	L3,LD,LU,X3,XD,XU
	24310-ZY6-710	ROD COMP., SHIFT (COUNTER ROTATION)	1	1	-----	LCU,XC3,XCD,XCU
10	24318-ZY3-000	SPRING, SHIFT ROD	1	1		
11	24343-ZY6-000	HOLDER, SHIFT ROD	1	1		
12	40204-ZW1-000	GROMMET, EXTENSION CASE	1	1		
13	41112-ZY6-010	SHAFT, VERTICAL(L)	1	1	-----	L3,LCU,LD,LU
	41112-ZY6-611	SHAFT, VERTICAL(XL)	1	1	-----	X3,XC3,XCD,XCU,XD,XU
14	41116-ZW1-B00	SLINGER, OIL	1	1		
15	41117-ZZ3-000	HOUSING, WATER SEAL	1	1		
16	41131-ZY6-000	GEAR, PINION	1	1		
17	90105-881-000	BOLT, HEX., 6X12	1	1		
18	90105-ZW9-000	BOLT, FLANGE, 6X20	2	2		
19	90116-ZY6-000	BOLT-WASHER, 8X40	4	4		
20	90242-ZW1-000	NUT, LOCK, 64MM	1	1		
21	90303-ZW5-000	NUT, HEX., 18MM	1	1		

F-4

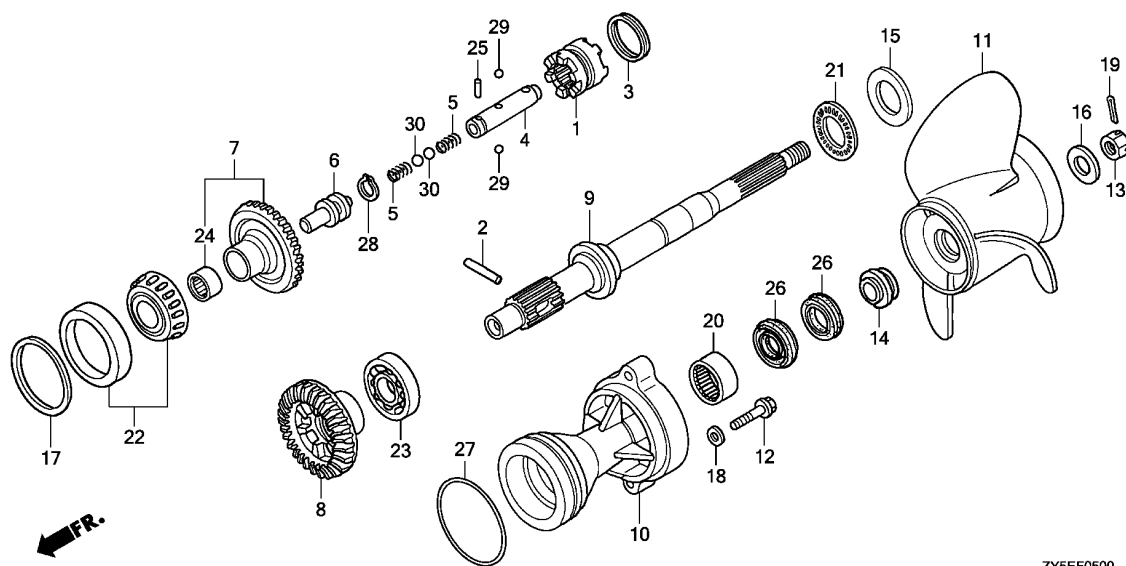
WATER PUMP/VERTICAL SHAFT



Ref. No.	Part No.	Description	Reqd. QTY		Serial No.	Parts catalogue code
			BF 135 AK2	BF 150 AK2		
22	90472-723-000	WASHER, PLAIN, 12MM	1	1		
23	90518-ZW1-B00	SHIM A, GEAR(0.10)	1	1		
	90519-ZW1-B00	SHIM B, GEAR(0.15)	1	1		
	90520-ZW1-B00	SHIM C, GEAR(0.30)	1	1		
	90521-ZW1-B00	SHIM D, GEAR(0.50)	1	1		
24	90752-ZW1-B02	KEY, WOODRUFF	1	1		
25	90756-ZV5-000	DOWEL PIN, 6X10	2	2		
26	91052-ZY6-003	BEARING, NEEDLE, 28.575X44.45X31.75	1	1		
27	91054-ZW1-B31	BEARING, TAPER ROLLER, 30X62X40	1	1		
28	91251-ZY6-003	SEAL, WATER, 23X36X8	1	1		
29	91253-ZZ3-003	SEAL, WATER, 23X36X6	1	1		
30	91254-ZY3-003	SEAL, WATER, 12X21X6	2	2		
31	91351-ZY6-003	O-RING, 55.6X3.5	1	1		
32	91356-ZW1-B00	O-RING, WATER PUMP	1	1		
33	91359-MB0-000	O-RING, 58.5X3.5	1	1		
34	91552-ZY6-000	COLLAR, DISTANCE	4	4		
35	94540-10019	E-RING, 10MM	1	1		

F-5

PROPELLER SHAFT/PROPELLER



Ref. No.	L.O.N.	(Relative ref. Number) Description	F.R.T.
1	2191B3	SHIFTER, CLUTCH	1.3
4		(5,28,30)	
4	2191B0	SLIDER, SHIFT	1.3
6	2191B7	PLATE, SHIFT	1.2
7	2091A6	GEAR, PROPELLER SHAFT BEVEL	
		:FRONT	1.5
8	2091A7	GEAR, PROPELLER SHAFT BEVEL	
		:REAR	1.7
9		(21)	
	2131K1	SHAFT, PROPELLER	1.5
10	2191A6	HOLDER, PROPELLER SHAFT	1.8
11	2191A8	PROPELLER, THREE BLADES	0.2
20	2131P4	BEARING, PROPELLER SHAFT	
		NEEDLE	1.8
22	2191B9	BEARING, PROPELLER SHAFT TAPER	1.5
23	2191C0	BEARING, PROPELLER SHAFT	1.7
26	2131P3	WATER SEAL, PROPELLER SHAFT ..	1.6
		.NOTE: Same time for two units	
27	2191B6	O-RING, PROPELLER SHAFT HOLDER	1.1

ZY6EF0500

Ref. No.	Part No.	Description	Reqd. QTY		Serial No.	Parts catalogue code
			BF 135 AK2	BF 150 AK2		
1	24101-ZY6-000	SHIFTER, CLUTCH	1	1	-----	L3,LD,LU,X3,XD,XU
2	24102-ZW1-B00	PIN, SHIFTER, 8X47	1	1	-----	L3,LD,LU,X3,XD,XU
3	24103-ZW1-B00	RING, CROSS PIN	1	1	-----	L3,LD,LU,X3,XD,XU
4	24122-ZY6-000	SLIDER, SHIFT	1	1	-----	L3,LD,LU,X3,XD,XU
5	24123-ZY6-000	SPRING, SHIFT	2	2	-----	L3,LD,LU,X3,XD,XU
6	24124-ZY6-000	PLATE, SHIFT	1	1	-----	L3,LD,LU,X3,XD,XU
7	41140-ZY6-000	GEAR COMP., BEVEL(FORWARD 30T)	1	1	-----	L3,LD,LU,X3,XD,XU
8	41151-ZY6-000	GEAR, BEVEL(RVS. 30T)	1	1	-----	L3,LD,LU,X3,XD,XU
9	41161-ZY6-000	SHAFT, PROPELLER	1	1	-----	L3,LD,LU,X3,XD,XU
10	41201-ZY6-000ZB	HOLDER, PROPELLER SHAFT				
	NHB14M					
	AQUA MARINE SILVER METALLIC		1	1	-----	L3,LD,LU,X3,XD,XU
11	58130-ZY3-T00	PROPELLER COMP., THREE BLADES				
		(14-1/2X15) (SUS)	(1)	(1)	-----	L3,LD,LU,X3,XD,XU
	58130-ZY3-T20	PROPELLER COMP., THREE BLADES				
		(14X19) (SUS)	(1)	(1)	-----	L3,LD,LU,X3,XD,XU
	58130-ZY3-T30	PROPELLER COMP., THREE BLADES				
		(14X21) (SUS)	(1)	(1)	-----	L3,LD,LU,X3,XD,XU
	58130-ZY3-T40	PROPELLER COMP., THREE BLADES				
		(14-1/2X23) (SUS)	(1)	(1)	-----	L3,LD,LU,X3,XD,XU
	58130-ZY3-T50	PROPELLER COMP., THREE BLADES				
		(14X25) (SUS)	(1)	(1)	-----	L3,LD,LU,X3,XD,XU
	58130-ZY3-V01ZA	PROPELLER COMP., THREE BLADES				
		(15-1/2X13) (AL)	(1)	(1)	-----	L3,LD,LU,X3,XD,XU
	NH283STIN GRAY	(1)	(1)	-----	L3,LD,LU,X3,XD,XU

F-5

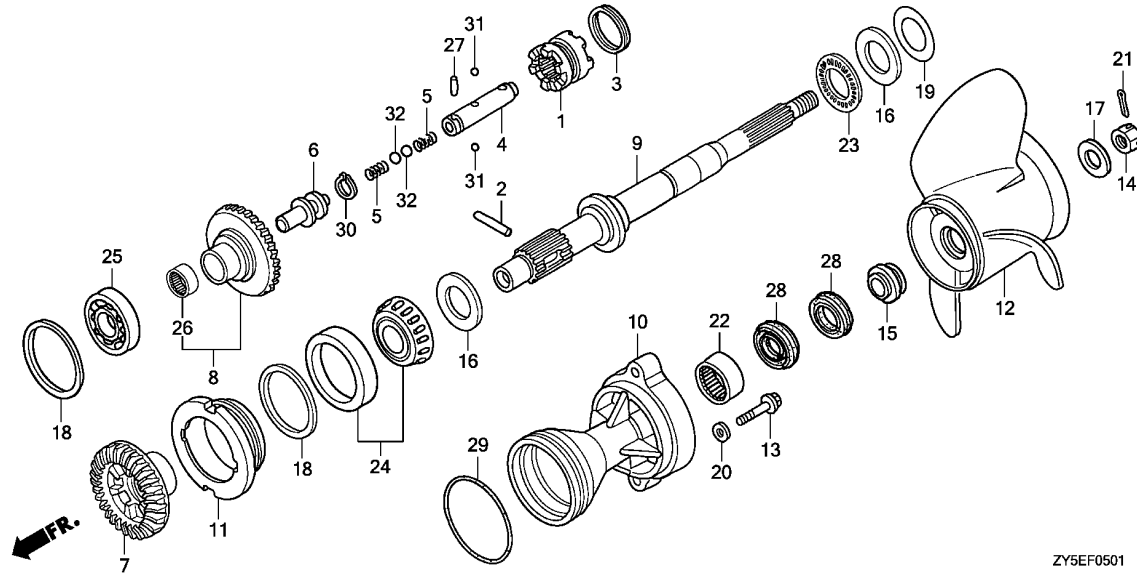
PROPELLER SHAFT/PROPELLER

Ref. No.	Part No.	Description	Reqd. QTY		Serial No.	Parts catalogue code
			BF 135 AK2	BF 150 AK2		
11)	58130-ZY3-V11ZA	PROPELLER COMP., THREE BLADES (15-1/4X15) (AL)				
	NH283STIN GRAY	(1)	(1)	-----	L3,LD,LU,X3,XD,XU
	58130-ZY3-V21ZA	PROPELLER COMP., THREE BLADES (15X17) (AL)				
	NH283STIN GRAY	(1)	(1)	-----	L3,LD,LU,X3,XD,XU
	58130-ZY3-V31ZA	PROPELLER COMP., THREE BLADES (14-3/4X19) (AL)				
	NH283STIN GRAY	(1)	(1)	-----	L3,LD,LU,X3,XD,XU
	58130-ZY3-V41ZA	PROPELLER COMP., THREE BLADES (14-1/2X21) (AL)				
	NH283STIN GRAY	(1)	(1)	-----	L3,LD,LU,X3,XD,XU
	58130-ZY3-V51ZA	PROPELLER COMP., THREE BLADES (14-1/4X23) (AL)				
	NH283STIN GRAY	(1)	(1)	-----	L3,LD,LU,X3,XD,XU
	58130-ZY3-T10	PROPELLER COMP., THREE BLADES (14-1/4X17) (SUS)	(1)	(1)	-----	LD,LU,XD,XU
	-	1	-----	-----	-----	L3,X3
12	90104-ZY6-000	BOLT, FLANGE, 10X40	2	2	-----	L3,LD,LU,X3,XD,XU
13	90301-ZW1-B00	NUT, CASTLE, 18MM	1	1	-----	L3,LD,LU,X3,XD,XU
14	90506-ZY3-000	WASHER, PROPELLER THRUST	1	-	1401061	LD,LU,XD,XU
	90506-ZX2-C00	1	-	1401062	LD,LU,XD,XU
	-	1	-----	-----	-----	L3,X3
	90506-ZY3-000	-	1	-----	LD,LU,XD,XU
15	90509-ZW5-711	WASHER, THRUST BEARING	1	1	-----	L3,LD,LU,X3,XD,XU
16	90512-ZY3-000	WASHER, PROPELLER	1	-	1401061	LD,LU,XD,XU
	90512-ZX2-C00	1	-	1401062	LD,LU,XD,XU
	-	1	-----	-----	-----	L3,X3
	90512-ZY3-000	-	1	-----	LD,LU,XD,XU
17	90528-ZY3-000	SHIM A, BEVEL(0.10)	1	1	-----	L3,LD,LU,X3,XD,XU
	90529-ZY3-000	SHIM B, BEVEL(0.15)	1	1	-----	L3,LD,LU,X3,XD,XU
	90530-ZY3-000	SHIM C, BEVEL(0.30)	1	1	-----	L3,LD,LU,X3,XD,XU
	90531-ZY3-000	SHIM D, BEVEL(0.50)	1	1	-----	L3,LD,LU,X3,XD,XU
18	90563-ZV5-000	WASHER, PLAIN, 10MM	2	2	-----	L3,LD,LU,X3,XD,XU
19	90758-ZW1-B00	PIN, SPLIT, 4.0	1	1	-----	L3,LD,LU,X3,XD,XU
20	91005-MY5-601	BEARING, NEEDLE, 30X37X26 ...	1	1	-----	L3,LD,LU,X3,XD,XU
21	91005-PT2-N01	BEARING, THRUST(F)	1	1	-----	L3,LD,LU,X3,XD,XU
22	91051-ZY6-003	BEARING, TAPER, 50X90X28	1	1	-----	L3,LD,LU,X3,XD,XU
23	91055-ZY6-004	BEARING, RADIAL BALL, 50X90X20	1	1	-----	L3,LD,LU,X3,XD,XU
24	91056-ZW5-003	BEARING, NEEDLE(25X32X26) ...	1	1	-----	L3,LD,LU,X3,XD,XU
25	91101-ZW1-003	ROLLER, 3X12.8	1	1	-----	L3,LD,LU,X3,XD,XU
26	91252-ZZ3-003	SEAL, WATER, 30X45X7	2	2	-----	L3,LD,LU,X3,XD,XU
27	91351-ZY3-003	O-RING, 105X3.1	1	1	-----	L3,LD,LU,X3,XD,XU
28	94510-14000	CIRCLIP, EXTERNAL, 14MM	1	1	-----	L3,LD,LU,X3,XD,XU
29	96211-07000	BALL, STEEL, #7(7/32)	2	2	-----	L3,LD,LU,X3,XD,XU
30	96211-09000	BALL, STEEL, #9(9/32)	2	2	-----	L3,LD,LU,X3,XD,XU



F-5-1

PROPELLER SHAFT/PROPELLER(COUNTER ROTATION)



ZY5EF0501

Ref. No.	L.O.N.	(Relative ref. Number) Description	F.R.T.
1	2191B3	SHIFTER, CLUTCH	1.3
4		(5,30,32)	
4	2191B0	SLIDER, SHIFT	1.3
6	2191B7	PLATE, SHIFT	1.2
7	2091A7	GEAR, PROPELLER SHAFT BEVEL :REAR	1.7
8	2091A6	GEAR, PROPELLER SHAFT BEVEL :FRONT	1.5
9		(23)	
9	2131K1	SHAFT, PROPELLER	1.5
10	2191A6	HOLDER, PROPELLER SHAFT	1.8
12	2191A8	PROPELLER, THREE BLADES	0.2
22	2131P4	BEARING, PROPELLER SHAFT NEEDLE	1.8
24	2191B9	BEARING, PROPELLER SHAFT TAPER	1.7
25	2191C0	BEARING, PROPELLER SHAFT	1.5
28	2131P3	WATER SEAL, PROPELLER SHAFT ..	1.6
29	2191B6	O-RING, PROPELLER SHAFT HOLDER	1.1

Ref. No.	Part No.	Description	Reqd. QTY		Serial No.	Parts catalogue code
			BF 135 AK2	BF 150 AK2		
1	24101-ZY6-000	SHIFTER, CLUTCH	1	1	-----	LCU,XC3,XCD,XCU
2	24102-ZW1-B00	PIN, SHIFTER, 8X47	1	1	-----	LCU,XC3,XCD,XCU
3	24103-ZW1-B00	RING, CROSS PIN	1	1	-----	LCU,XC3,XCD,XCU
4	24122-ZY6-000	SLIDER, SHIFT	1	1	-----	LCU,XC3,XCD,XCU
5	24123-ZY6-000	SPRING, SHIFT	2	2	-----	LCU,XC3,XCD,XCU
6	24124-ZY6-000	PLATE, SHIFT	1	1	-----	LCU,XC3,XCD,XCU
7	41141-ZY6-710	GEAR, BEVEL(FORWARD 30T) (COUNTER ROTATION)	1	1	-----	LCU,XC3,XCD,XCU
8	41150-ZY6-710	GEAR COMP., BEVEL(RVS. 30T) (COUNTER ROTATION)	1	1	-----	LCU,XC3,XCD,XCU
9	41161-ZY6-710	SHAFT, PROPELLER (COUNTER ROTATION)	1	1	-----	LCU,XC3,XCD,XCU
10	41201-ZY6-710ZB	HOLDER, PROPELLER SHAFT *NHB14M* AQUA MARINE SILVER METALLIC	1	1	-----	LCU,XC3,XCD,XCU
11	41202-ZY6-710	HOLDER, BEARING (COUNTER ROTATION)	1	1	-----	LCU,XC3,XCD,XCU
12	58180-ZY3-T00	PROPELLER COMP., THREE BLADES (14-1/2X15)(C/R)	(1)	(1)	-----	LCU,XC3,XCD,XCU
	58180-ZY3-T20	PROPELLER COMP., THREE BLADES (14X19)(C/R)	(1)	(1)	-----	LCU,XC3,XCD,XCU
	58180-ZY3-T30	PROPELLER COMP., THREE BLADES (14X21)(C/R)	(1)	(1)	-----	LCU,XC3,XCD,XCU
	58180-ZY3-T40	PROPELLER COMP., THREE BLADES (14-1/2X23)(C/R)	(1)	(1)	-----	LCU,XC3,XCD,XCU

3

F-5-1

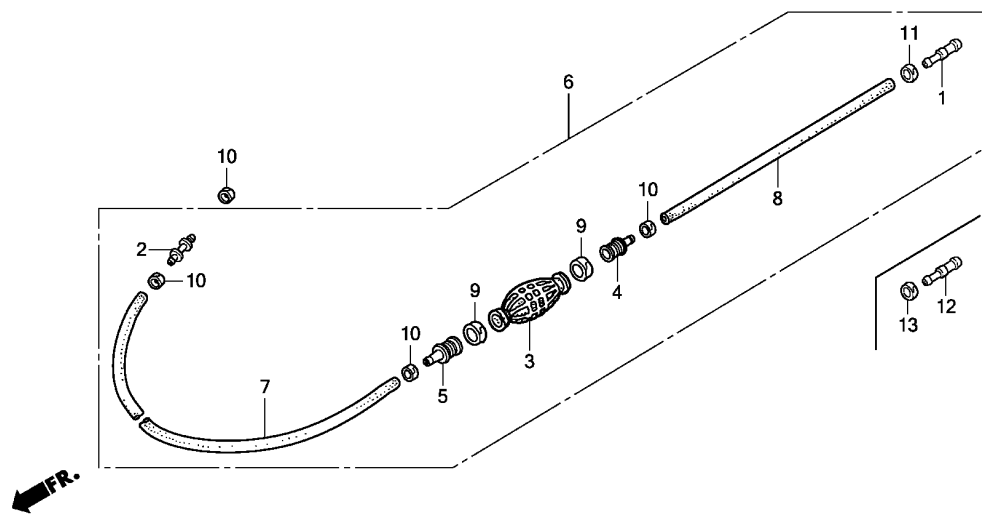
PROPELLER SHAFT/PROPELLER(COUNTER ROTATION)

Ref. No.	Part No.	Description	Reqd. QTY		Serial No.	Parts catalogue code
			BF 135 AK2	BF 150 AK2		
12)	58180-ZY3-T10	PROPELLER COMP., THREE BLADES (14-1/4X17) (C/R)	(1)	(1)	-----	LCU,XCD,XCU
			-	1	-----	XC3
13	90104-ZY6-000	BOLT, FLANGE, 10X40	2	2	-----	LCU,XC3,XCD,XCU
14	90301-ZW1-B00	NUT, CASTLE, 18MM	1	1	-----	LCU,XC3,XCD,XCU
15	90506-ZY3-000	WASHER, PROPELLER THRUST	1	-	1400154	LCU,XCD,XCU
	90506-ZX2-C00	1	-	1400155	LCU,XCD,XCU
			-	1	-----	XC3
	90506-ZY3-000	-	1	1400526	LCU,XCD,XCU
	90506-ZX2-C00	-	1	1400527	LCU,XCD,XCU
16	90509-ZW5-711	WASHER, THRUST BEARING	2	2	-----	LCU,XC3,XCD,XCU
17	90512-ZY3-000	WASHER, PROPELLER	1	-	1400154	LCU,XCD,XCU
	90512-ZX2-C00	1	-	1400155	LCU,XCD,XCU
			-	1	-----	XC3
	90512-ZY3-000	-	1	1400526	LCU,XCD,XCU
	90512-ZX2-C00	-	1	1400527	LCU,XCD,XCU
18	90528-ZY3-000	SHIM A, BEVEL(0.10)	2	2	-----	LCU,XC3,XCD,XCU
	90529-ZY3-000	SHIM B, BEVEL(0.15)	2	2	-----	LCU,XC3,XCD,XCU
	90530-ZY3-000	SHIM C, BEVEL(0.30)	2	2	-----	LCU,XC3,XCD,XCU
	90531-ZY3-000	SHIM D, BEVEL(0.50)	2	2	-----	LCU,XC3,XCD,XCU
19	90548-ZW5-710	SHIM A, THRUST(0.10)	1	1	-----	LCU,XC3,XCD,XCU
	90549-ZW5-710	SHIM B, THRUST(0.15)	1	1	-----	LCU,XC3,XCD,XCU
	90550-ZW5-710	SHIM C, THRUST(0.30)	1	1	-----	LCU,XC3,XCD,XCU
	90551-ZW5-710	SHIM D, THRUST(0.50)	1	1	-----	LCU,XC3,XCD,XCU
20	90563-ZV5-000	WASHER, PLAIN, 10MM	2	2	-----	LCU,XC3,XCD,XCU
21	90758-ZW1-B00	PIN, SPLIT, 4.0	1	1	-----	LCU,XC3,XCD,XCU
22	91005-MY5-601	BEARING, NEEDLE, 30X37X26 ...	1	1	-----	LCU,XC3,XCD,XCU
23	91005-PT2-N01	BEARING, THRUST(F)	1	1	-----	LCU,XC3,XCD,XCU
24	91051-ZY6-003	BEARING, TAPER, 50X90X28	1	1	-----	LCU,XC3,XCD,XCU
25	91055-ZY6-004	BEARING, RADIAL BALL, 50X90X20	1	1	-----	LCU,XC3,XCD,XCU
26	91056-ZW5-003	BEARING, NEEDLE(25X32X26) ...	1	1	-----	LCU,XC3,XCD,XCU
27	91101-ZW1-003	ROLLER, 3X12.8	1	1	-----	LCU,XC3,XCD,XCU
28	91252-ZZ3-003	SEAL, WATER, 30X45X7	2	2	-----	LCU,XC3,XCD,XCU
29	91351-ZY3-003	O-RING, 105X3.1	1	1	-----	LCU,XC3,XCD,XCU
30	94510-14000	CIRCLIP, EXTERNAL, 14MM	1	1	-----	LCU,XC3,XCD,XCU
31	96211-07000	BALL, STEEL, #7(7/32)	2	2	-----	LCU,XC3,XCD,XCU
32	96211-09000	BALL, STEEL, #9(9/32)	2	2	-----	LCU,XC3,XCD,XCU



F-6

FUEL TUBE(1)



ZY5EF0800A

Ref. L.O.N. (Relative ref. Number) F.R.T.
No. Description

NO INFORMATION

3

Ref. No.	Part No.	Description	Reqd. QTY		Serial No.	Parts catalogue code	
			BF 135 AK2	BF 150 AK2			
1	16966-MR1-000	JOINT, FUEL TUBE	1	-	1400188	LCU,XCD,XCU	
			1	-	1401423	LD,LU,XD,XU	
			-	1	1400631	LCU,XCD,XCU	
			-	1	1405812	LD,LU,XD,XU	
2	16966-MR5-000	JOINT, FUEL TUBE	1	1			
3	17661-921-010	BULB, PRIMER	1	1			
4	17665-ZV5-000	VALVE COMP., IN.	1	-	1400029	LCU,XCD,XCU	
			1	-	1400201	LD,LU,XD,XU	
	17665-ZX2-003	1	-	1400030	LCU,XCD,XCU	
			1	-	1400202	LD,LU,XD,XU	
			-	1		L3,X3,XC3	
	17665-ZV5-000	-	1	1400081	LCU,XCD,XCU	
			-	1	1400847	LD,LU,XD,XU	
	17665-ZX2-003	-	1	1400082	LCU,XCD,XCU	
			-	1	1400848	LD,LU,XD,XU	
5	17680-ZV4-000	VALVE COMP., OUTLET	1	-	1400029	LCU,XCD,XCU	
			1	-	1400201	LD,LU,XD,XU	
	17680-ZX2-003	1	-	1400030	LCU,XCD,XCU	
			1	-	1400202	LD,LU,XD,XU	
			-	1		L3,X3,XC3	
	17680-ZV4-000	-	1	1400081	LCU,XCD,XCU	
			-	1	1400847	LD,LU,XD,XU	
	17680-ZX2-003	-	1	1400082	LCU,XCD,XCU	
			-	1	1400848	LD,LU,XD,XU	
6	17700-ZY3-010	TUBE ASSY., FUEL(JOINT TYPE)	1	-	1400029	LCU,XCD,XCU	
			1	-	1400201	LD,LU,XD,XU	
	17700-ZX2-000	TUBE ASSY., FUEL TANK (JOINT TYPE)	1	-	1400030	1400188	LCU,XCD,XCU

F-6

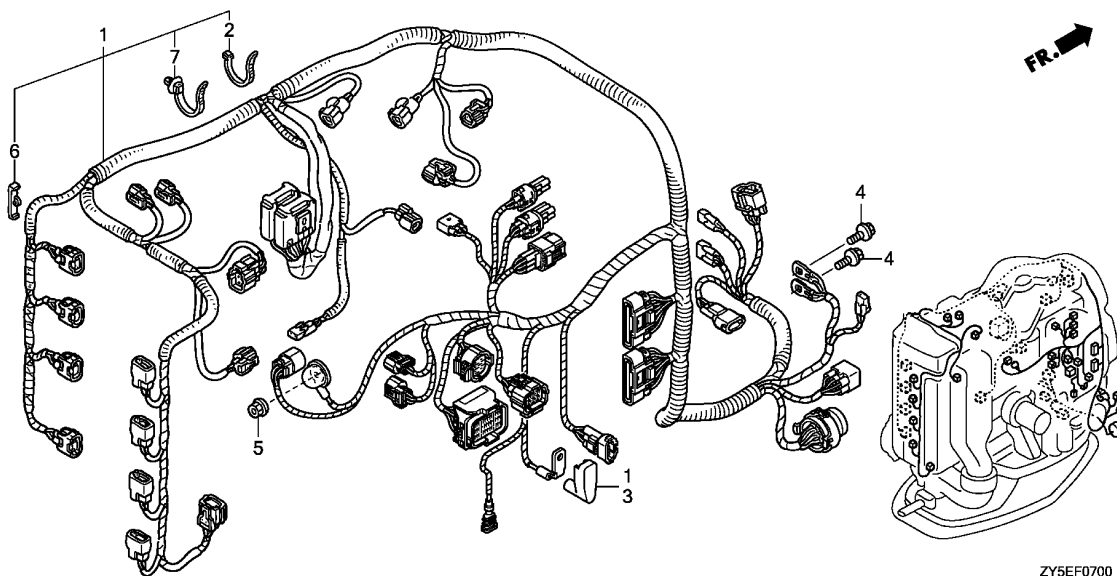
FUEL TUBE(1)

Ref. No.	Part No.	Description	Reqd. QTY		Serial No.	Parts catalogue code
			BF 135 AK2	BF 150 AK2		
(6)	17700-ZX2-010	TUBE ASSY., FUEL TANK (JOINT TYPE)	1	-	1400189	----- LCU,XCD,XCU
	17700-ZX2-000	1	-	1400202	1401423 LD,LU,XD,XU
	17700-ZX2-010	1	-	1401424	----- LD,LU,XD,XU
			-	1	-----	L3,X3,XC3
	17700-ZY3-010	TUBE ASSY., FUEL(JOINT TYPE)	-	1	-----	1400081 LCU,XCD,XCU
			-	1	-----	1400847 LD,LU,XD,XU
	17700-ZX2-000	TUBE ASSY., FUEL TANK (JOINT TYPE)	-	1	1400082	1400631 LCU,XCD,XCU
	17700-ZX2-010	-	1	1400632	----- LCU,XCD,XCU
	17700-ZX2-000	-	1	1400848	1405812 LD,LU,XD,XU
	17700-ZX2-010	-	1	1405813	----- LD,LU,XD,XU
7	17701-ZV5-000	TUBE, FUEL LONG(7.3X2000) ...	1	1		
8	17702-ZV4-000	TUBE, FUEL SHORT(6.3X500) ...	1	-	-----	1400029 LCU,XCD,XCU
			1	-	-----	1400201 LD,LU,XD,XU
	95001-75500-40	TUBE, FUEL, 7.3X500 (95001-75001-60M)	1	-	1400030	----- LCU,XCD,XCU
			1	-	1400202	----- LD,LU,XD,XU
			-	1	-----	L3,X3,XC3
	17702-ZV4-000	TUBE, FUEL SHORT(6.3X500) ...	-	1	-----	1400081 LCU,XCD,XCU
			-	1	-----	1400847 LD,LU,XD,XU
	95001-75500-40	TUBE, FUEL, 7.3X500 (95001-75001-60M)	-	1	1400082	----- LCU,XCD,XCU
			-	1	1400848	----- LD,LU,XD,XU
9	17703-921-010	BAND, TUBE CLIP, 20MM	2	2		
10	17704-ZV4-010	BAND, TUBE CLIP, 12.5MM	4	4		
11	17704-ZV4-010	BAND, TUBE CLIP, 12.5MM	1	-	-----	1400188 LCU,XCD,XCU
			1	-	-----	1401423 LD,LU,XD,XU
			-	1	-----	1400631 LCU,XCD,XCU
			-	1	-----	1405812 LD,LU,XD,XU
12	16966-MR1-000	JOINT, FUEL TUBE	1	-	1400189	----- XCD
			1	-	1401424	----- LD,XD
			-	1	-----	L3,X3,XC3
			-	1	1400632	----- XCD
			-	1	1405813	----- LD,XD
13	17704-ZV4-010	BAND, TUBE CLIP, 12.5MM	1	-	1400189	----- XCD
			1	-	1401424	----- LD,XD
			-	1	-----	L3,X3,XC3
			-	1	1400632	----- XCD
			-	1	1405813	----- LD,XD



F-7

WIRE HARNESS



Ref. No.	L.O.N. (Relative ref. Number)	Description	F.R.T.
1	6111C3	HARNESS, MAIN WIRE	1.9

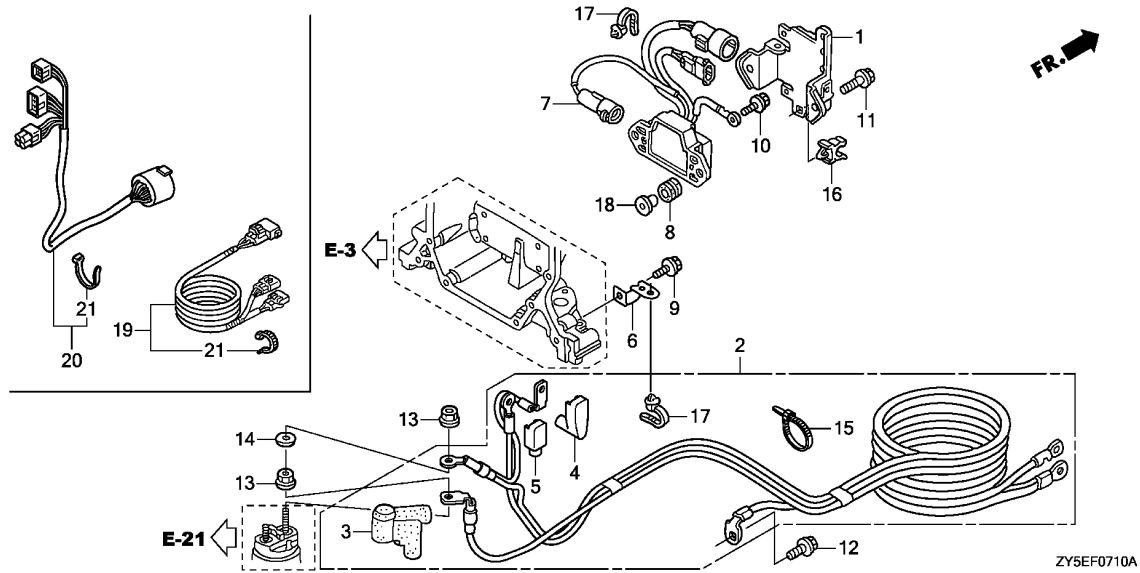
ZY5EF0700

Ref. No.	Part No.	Description	Reqd. QTY		Serial No.	Parts catalogue code
			BF 135 AK2	BF 150 AK2		
1	32100-ZY5-050	HARNESS ASSY., MAIN WIRE	1	-	-----	1400072 LCU,XCD,XCU
			1	-	-----	1400529 LD,LU,XD,XU
	32100-ZY5-060	1	-	1400073	1400119 LCU,XCD,XCU
	32100-ZY5-070	1	-	1400120	----- LCU,XCD,XCU
	32100-ZY5-060	1	-	1400530	----- LD,LU,XD,XU
	32100-ZY6-070	-	1	-----	----- L3,X3,XC3
	32100-ZY6-050	-	1	-----	1400255 LCU,XCD,XCU
			-	1	-----	1402481 LD,LU,XD,XU
	32100-ZY6-060	-	1	1400256	1400412 LCU,XCD,XCU
	32100-ZY6-070	-	1	1400413	----- LCU,XCD,XCU
	32100-ZY6-060	-	1	1402482	1403537 LD,LU,XD,XU
	32100-ZY6-070	-	1	1403538	----- LD,LU,XD,XU
2	32161-KM3-003	BAND, WIRE	1	1		
3	32414-ZY6-300	COVER B, TERMINAL(L)	1	1		
4	90013-ZW9-000	BOLT, FLANGE, 6X12	2	2		
5	90304-ZY3-000	NUT-WASHER, 6MM	1	1		
6	90653-ZY3-003	CLIP, WIRE HARNESS	3	3		
7	91541-SOA-003	CLIP, HARNESS BAND(BLACK) (145MM)	22	22		

3

F-7-10

STARTER CABLE



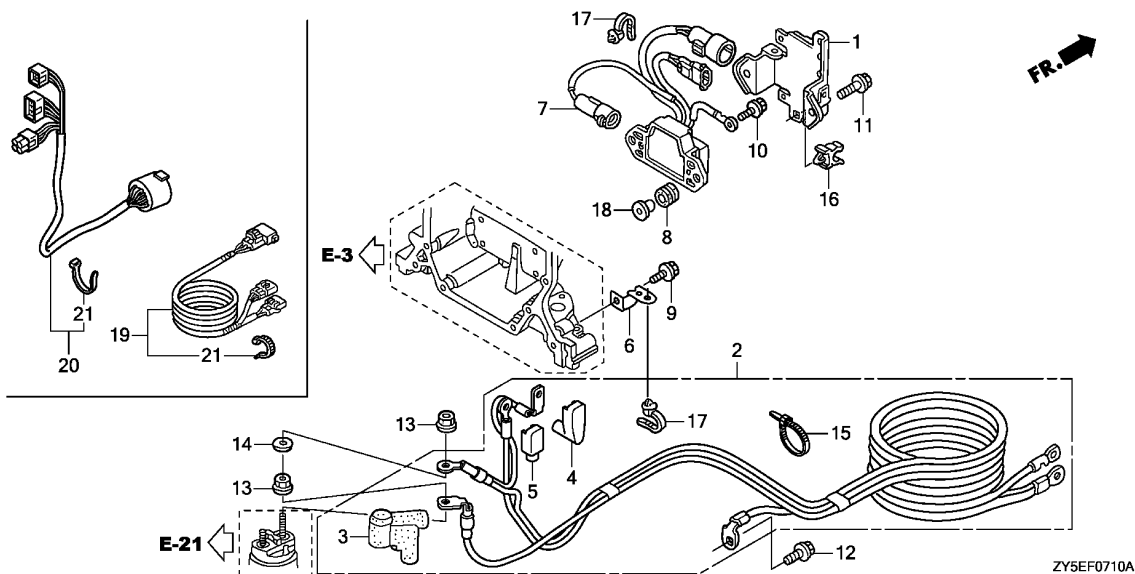
Ref. No.	L.O.N.	(Relative ref. Number) Description	F.R.T.
2	610115	CABLE, BATTERY STARTER	0.6
7	616149	RELAY, POWER TILT	0.7

Ref. No.	Part No.	Description	Reqd. QTY		Serial No.	Parts catalogue code
			BF 135 AK2	BF 150 AK2		
1	32101-ZY6-000	BRACKET A, COUPLER	1	1		
2	32410-ZY6-020	CABLE ASSY., STARTER	1	1		
3	32411-ZY3-003	COVER, STARTER TERMINAL	1	1		
4	32414-ZY6-300	COVER B, TERMINAL(L)	1	1		
5	32414-ZY6-640	COVER B, TERMINAL	1	1		
6	32419-ZY6-000	BRACKET B, CABLE	1	1		
7	38550-ZY6-003	RELAY ASSY., POWER TILT	1	1		
8	38551-ZW1-000	GROMMET, RELAY	2	2		
9	90011-ZW9-000	BOLT, FLANGE, 6X14(CT200)	1	1		
10	90013-ZW9-000	BOLT, FLANGE, 6X12	1	1		
11	90030-ZY3-000	BOLT, FLANGE, 6X22	2	2		
12	90107-ZY3-000	BOLT, FLANGE, 8X18	1	1		
13	90203-ZW1-000	NUT-WASHER, 8MM	2	2		
14	90405-ZY3-000	WASHER, PLAIN, 8MM	1	1		
15	90620-SB2-003	BAND, WIRE HARNESS	1	1		
	90651-KV6-003	BAND, WIRE, 165MM(BLACK)	1	-	1400152	LD,LU,XD,XU LCU,XCD,XCU
	90620-SB2-003	BAND, WIRE HARNESS	-	1	1400153	LCU,XCD,XCU
	90651-KV6-003	BAND, WIRE, 165MM(BLACK)	-	1	1400494	L3,X3,XC3 LCU,XCD,XCU
16	90687-SB2-003	CLIP, FUEL TUBE, 14	1	1		
17	91541-S0A-003	CLIP, HARNESS BAND(BLACK) (145MM)	5	5		
18	91553-ZV5-010	COLLAR, C.D.I. UNIT CASE	2	2		
19	32185-ZZ5-700	CORD ASSY., INDICATOR(25FT)	-	1		L3,X3,XC3

3

F-7-10

STARTER CABLE



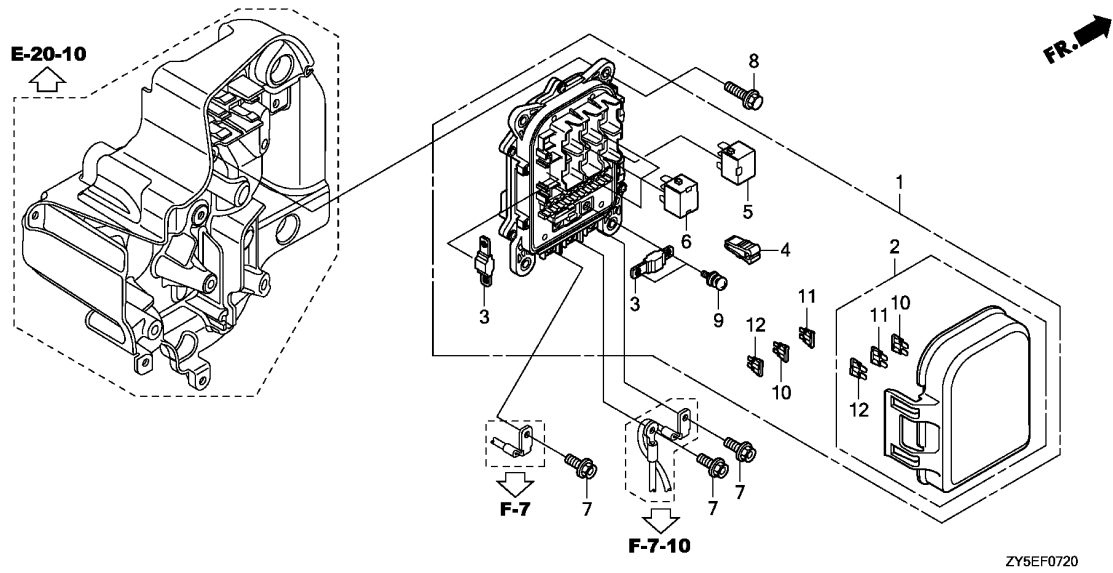
ZY5EF0710A

Ref. No.	Part No.	Description	Reqd. QTY		Serial No.	Parts catalogue code
			BF 135 AK2	BF 150 AK2		
20	32580-ZZ5-700	CABLE ASSY., SWITCH PANEL (25FT)	-	1	-----	L3,X3,XC3
21	32901-952-770	TIE, CABLE(NATURAL)(2.4X92)	-	6	-----	L3,X3,XC3

3

F-7-20

FUSE BOX/RELAY



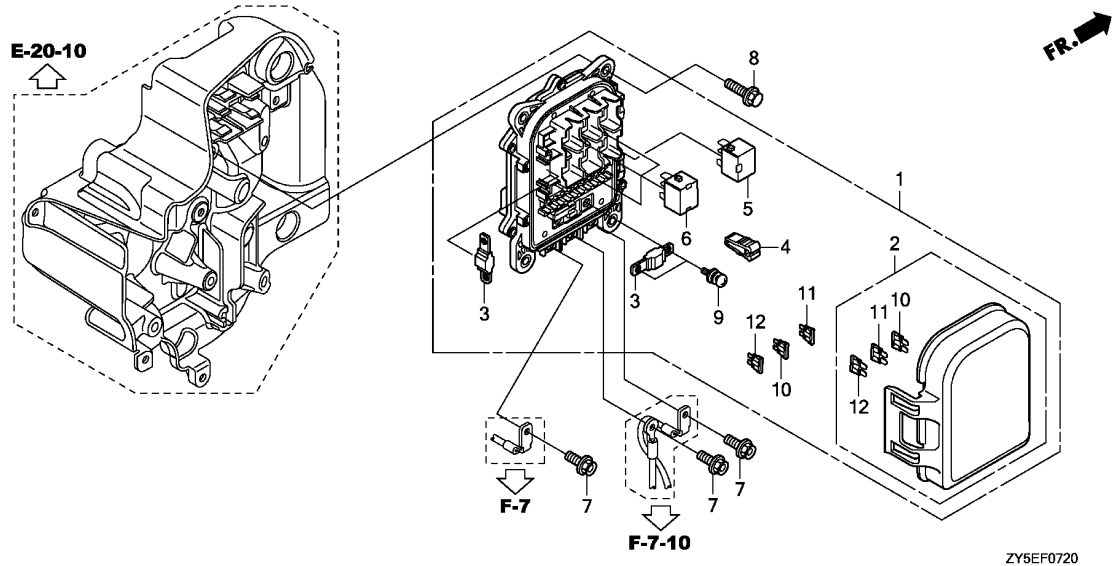
Ref. No.	L.O.N.	(Relative ref. Number) Description	F.R.T.
1	8121D7	BOX, JUNCTION	0.2
3	8121A8	FUSE, BLOCK	0.1
5	6211F5	RELAY, FUEL PUMP	0.2
6	6211B6	RELAY, POWER	0.2
10	(11,12)		
	8121A9	FUSE, MINI	0.1

Ref. No.	Part No.	Description	Reqd. QTY		Serial No.	Parts catalogue code
			BF 135 AK2	BF 150 AK2		
1	32370-ZY6-003	BOX ASSY., JUNCTION	1	-	1400045 LCU,XCD,XCU	
	32370-ZY6-004	1	-	1400358 LD,LU,XD,XU	
		1	-	1400046 LCU,XCD,XCU	
		1	-	1400359 LD,LU,XD,XU	
		-	1	L3,X3,XC3	
	32370-ZY6-003	-	1	1400158 LCU,XCD,XCU	
		-	1	1401421 LD,LU,XD,XU	
	32370-ZY6-004	-	1	1400159 LCU,XCD,XCU	
		-	1	1401422 LD,LU,XD,XU	
2	32371-ZY6-003	COVER COMP., FUSE	1	-	1400045 LCU,XCD,XCU	
		1	-	1400358 LD,LU,XD,XU	
	32371-ZY6-004	1	-	1400046 LCU,XCD,XCU	
		1	-	1400359 LD,LU,XD,XU	
		-	1	L3,X3,XC3	
	32371-ZY6-003	-	1	1400158 LCU,XCD,XCU	
		-	1	1401421 LD,LU,XD,XU	
	32371-ZY6-004	-	1	1400159 LCU,XCD,XCU	
		-	1	1401422 LD,LU,XD,XU	
3	38228-ZY6-003	FUSE, BLOCK 100A(L TYPE)	2	2		
4	38235-ZY6-003	PULLER, MINI FUSE	1	-	1400045 LCU,XCD,XCU	
		1	-	1400358 LD,LU,XD,XU	
	38235-ZY6-004	1	-	1400046 LCU,XCD,XCU	
		1	-	1400359 LD,LU,XD,XU	
		-	1	L3,X3,XC3	
	38235-ZY6-003	-	1	1400158 LCU,XCD,XCU	
		-	1	1401421 LD,LU,XD,XU	
	38235-ZY6-004	-	1	1400159 LCU,XCD,XCU	
		-	1	1401422 LD,LU,XD,XU	
5	39794-SDA-004	RELAY ASSY., FUEL PUMP(DENSO)	1	1		



F-7-20

FUSE BOX/RELAY

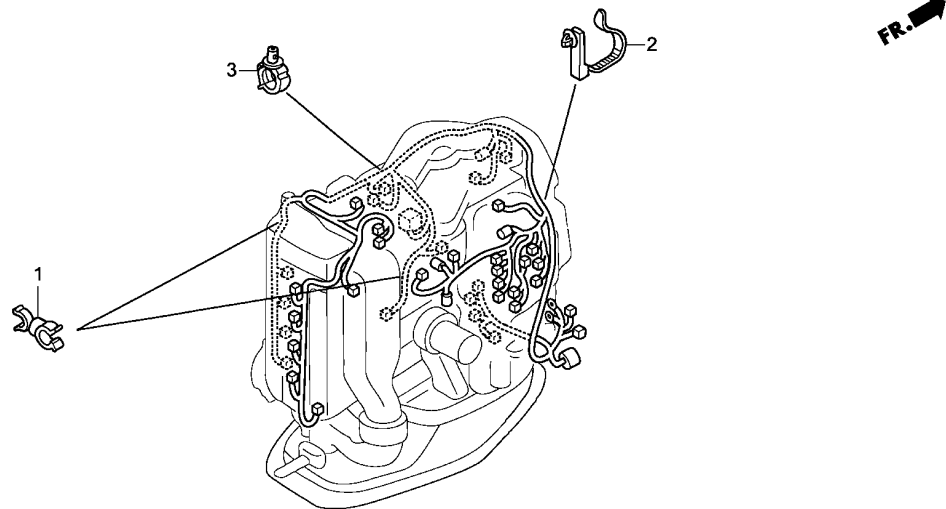


ZY6EF0720

Ref. No.	Part No.	Description	Reqd. QTY		Serial No.	Parts catalogue code
			BF 135 AK2	BF 150 AK2		
6	39794-ZY6-003	RELAY ASSY., POWER(12V-20A) (MICRO ISO 4P)	3	3		
7	90013-ZW9-000	BOLT, FLANGE, 6X12	3	3		
8	90018-ZW5-000	BOLT, FLANGE, 6X20	4	4		
9	90135-ZY6-003	SCREW-WASHER, 5X15	2	-	1400045 LCU,XCD,XCU	
			2	-	1400358 LD,LU,XD,XU	
	90135-ZY6-004	2	-	1400046 LCU,XCD,XCU	
			2	-	1400359 LD,LU,XD,XU	
			-	2	L3,X3,XC3	
	90135-ZY6-003	-	2	1400158 LCU,XCD,XCU	
			-	2	1401421 LD,LU,XD,XU	
	90135-ZY6-004	-	2	1400159 LCU,XCD,XCU	
			-	2	1401422 LD,LU,XD,XU	
10	98200-41000	FUSE, MINI (10A)	4	4		
11	98200-41500	FUSE, MINI (15A)	3	3		
12	98200-43000	FUSE, MINI (30A)	3	3		

F-7-30

CLAMP



ZY5EF0730

Ref. No.	L.O.N.	(Relative ref. Number) Description	F.R.T.
----------	--------	------------------------------------	--------

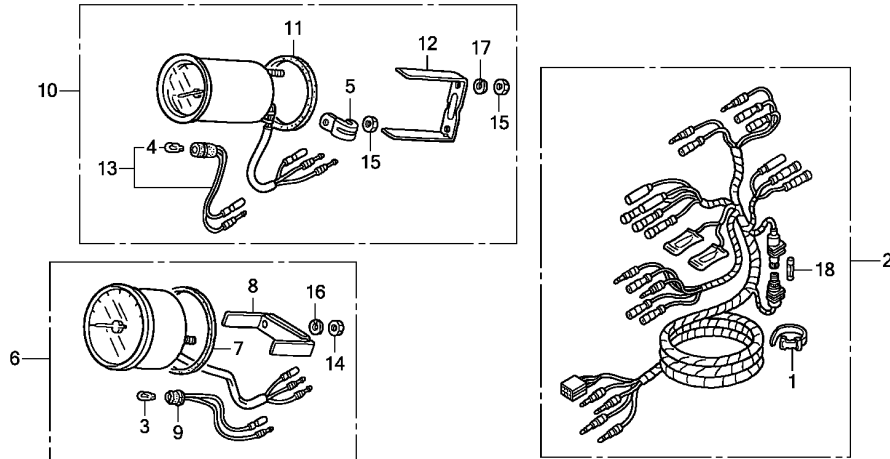
NO INFORMATION

Ref. No.	Part No.	Description	Reqd. QTY		Serial No.	Parts catalogue code
			BF 135 AK2	BF 150 AK2		
1	16965-VM0-771	CLAMP, HOSE	2	2		
2	32134-SM4-003	BAND, HARNESS OFFSET (10) (BROWN) (122.5MM)	1	1		
3	32742-PK1-003	CLAMP, ENGINE SUB CORD	1	1		

3

F-7-40

METER



ZY5EF0740

Ref. L.O.N. (Relative ref. Number) F.R.T.
No. Description

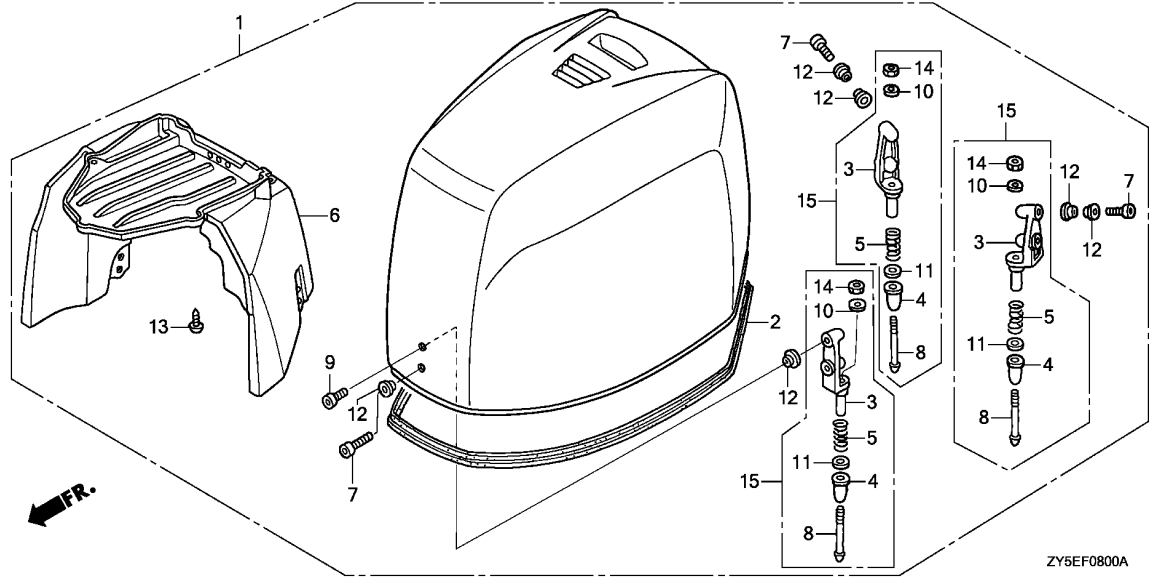
NO INFORMATION

3

Ref. No.	Part No.	Description	Reqd. QTY		Serial No.	Parts catalogue code
			BF 135 AK2	BF 150 AK2		
1	32161-404-000	BAND B1, WIRE	-	1	----- L3,X3,XC3	
2	32540-ZZ3-000	HARNESS ASSY., METER(A)	-	1	----- L3,X3,XC3	
3	34908-MB9-871	BULB, WEDGE BASE(T10) (12V 1.7W)(STANLEY)	-	1	----- L3,X3,XC3	
4	34908-MG9-951	BULB, WEDGE BASE(12V 1.7W) ..	-	1	----- L3,X3,XC3	
5	37215-KM1-670	CLAMP	-	1	----- L3,X3,XC3	
6	37250-ZV7-913	TACHOMETER ASSY.	-	1	----- L3,X3,XC3	
7	37253-ZV5-821	PACKING	-	1	----- L3,X3,XC3	
8	37256-ZV5-821	BRACKET	-	1	----- L3,X3,XC3	
9	37258-ZV5-821	SOCKET COMP.	-	1	----- L3,X3,XC3	
10	37260-ZV5-822	METER ASSY., TRIM	-	1	----- L3,X3,XC3	
11	37263-ZV5-821	PACKING	-	1	----- L3,X3,XC3	
12	37266-ZV5-821	BRACKET	-	1	----- L3,X3,XC3	
13	37268-ZV5-821	SOCKET COMP.	-	1	----- L3,X3,XC3	
14	90309-ZV5-821	NUT, HEX., 5MM	-	2	----- L3,X3,XC3	
15	90310-ZV5-821	NUT, HEX., 4MM	-	3	----- L3,X3,XC3	
16	90550-ZV5-821	WASHER, SPRING, 5MM	-	2	----- L3,X3,XC3	
17	90560-ZV5-821	WASHER, SPRING, 4MM	-	2	----- L3,X3,XC3	
18	98200-11000	FUSE A(10A)	-	1	----- L3,X3,XC3	

F-8

ENGINE COVER ASSY.

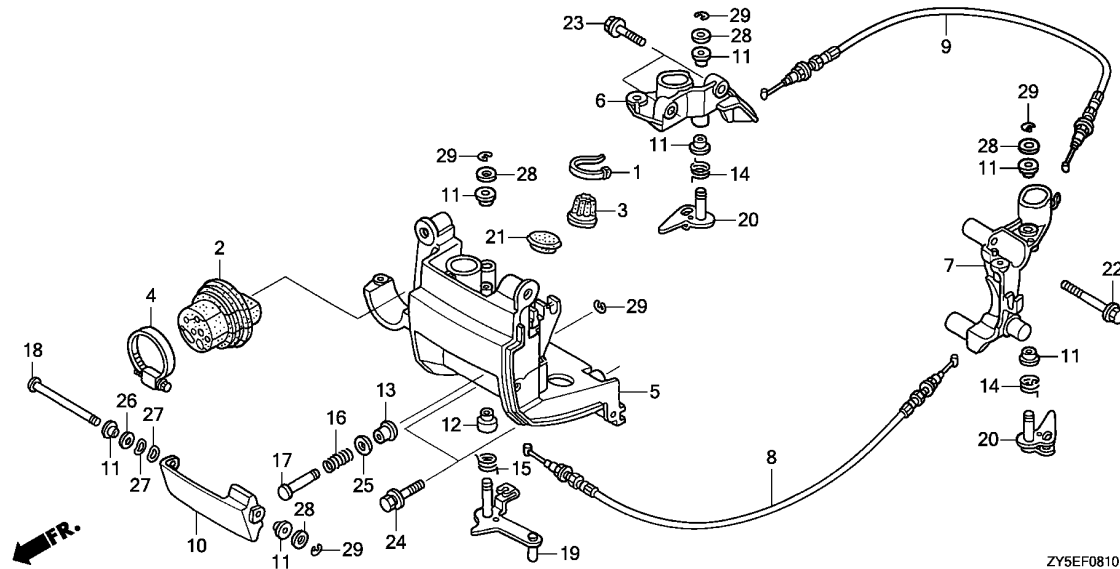


Ref. No.	L.O.N.	(Relative ref. Number) Description	F.R.T.
1	4141B4	COVER, ENGINE	0.1
	4141B4A	.Applying Labels add	0.1
2	4131H7	SEAL, ENGINE COVER	0.2
3		(4,5,8,11,15)	
	4141K4	BRACKET, HOOK	0.1

Ref. No.	Part No.	Description	Reqd. QTY		Serial No.	Parts catalogue code
			BF 135 AK2	BF 150 AK2		
1	63100-ZY6-030ZB	COVER ASSY., ENGINE *NHB14M* AQUA MARINE SILVER METALLIC	1	1		
2	63102-ZY6-010	SEAL, ENGINE COVER	1	1		
3	63107-ZY3-000	BRACKET, HOOK	3	3		
4	63108-ZY3-000	DAMPER, HOOK	3	3		
5	63119-ZY3-000	SPRING, LOCK ADJUSTER	3	3		
6	63144-ZY6-000	GUIDE, ENGINE COVER AIR	1	1		
7	90101-ZY6-000	BOLT, SOCKET, 6X20	5	5		
8	90109-ZY3-010	BOLT, COVER LOCK	3	3		
9	90133-ZY3-000	BOLT, SOCKET, 6X16	1	1		
10	90504-921-010	WASHER, PLAIN, 6MM	3	3		
11	90507-ZY3-000	WASHER, PLAIN, 12MM	3	3		
12	91556-ZY3-000	COLLAR, DISTANCE, 6.5X9X3	11	11		
13	93913-142J0	SCREW, TAPPING, 4X12	8	8		
14	94002-06490-0S	NUT, HEX., 6MM	3	3		
15	06631-ZY6-000	KIT, COVER HOOK	(3)	(3)		

F-8-10

FR. COVER BRACKET/FR. LOCK



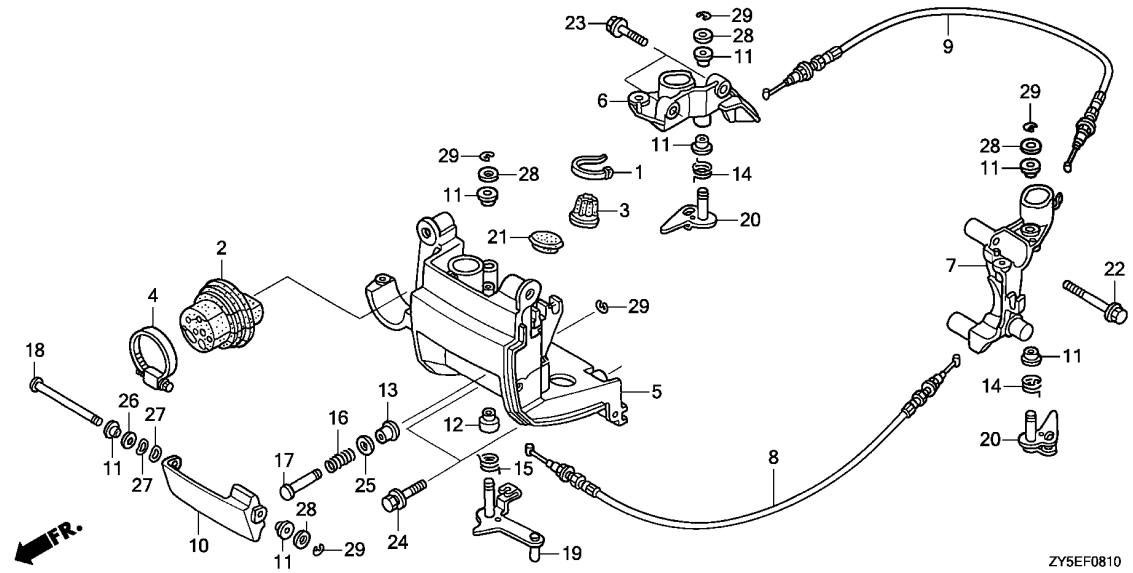
Ref. No.	L.O.N.	(Relative ref. Number) Description	F.R.T.
2	8101S4	GROMMET, REMOTE CONTROL CABLE	0.3
5	4101W8	BRACKET, UNDER COVER :FRONT ..	0.6
6	4101B6	BRACKET, COVER :RIGHT	0.4
7	4101B5	BRACKET, COVER :LEFT	0.4
8	8111B1	CABLE A, COVER LOCK	0.4
9	8111B2	CABLE B, COVER LOCK	0.5
10	4141C7	LEVER, COVER LOCK	0.6
19	4101T1	LOCK, FRONT	0.6
20	4101W9	LOCK, SIDE	0.4

Ref. No.	Part No.	Description	Reqd. QTY		Serial No.	Parts catalogue code
			BF 135 AK2	BF 150 AK2		
1	35701-MG9-950	BAND(BLACK 3.5X140)	1	1		
2	40105-ZY6-020	GROMMET, REMOTE CONTROL CABLE	1	1		
3	40107-ZW1-700	GROMMET, UNDER CASE(C)	1	1		
4	40119-ZY3-003	BAND, UNDER CASE GROMMET	1	1		
5	40154-ZY6-000ZB	BRACKET, FR. UNDER COVER				
		NHB14M				
		AQUA MARINE SILVER METALLIC	1	1		
6	40155-ZY6-000	BRACKET, R. SIDE COVER	1	1		
7	40157-ZY6-000	BRACKET, L. SIDE COVER	1	1		
8	60180-ZY6-003	CABLE COMP. A, COVER LOCK ...	1	1		
9	60185-ZY6-003	CABLE COMP. B, COVER LOCK ...	1	1		
10	63201-ZY3-000ZB	LEVER, COVER LOCK				
		NHB14M				
		AQUA MARINE SILVER METALLIC	1	1		
11	63205-ZY3-000	BUSH A, COVER LOCK	7	7		
12	63205-ZY6-000	BUSH A, COVER LOCK	1	1		
13	63208-ZY3-000	BUSH B, COVER LOCK	1	1		
14	63212-ZY3-000	SPRING, COVER LOCK HOOK	2	2		
15	63212-ZY6-000	SPRING, COVER LOCK HOOK	1	1		
16	63223-ZY6-000	SPRING, LOCK LEVER RETURN ...	1	1		
17	63224-ZY3-000	SHAFT, COVER OPEN	1	1		
18	63225-ZY6-000	SHAFT, FR. LOCK	1	1		
19	63240-ZY6-000	LOCK COMP., FR.	1	1		
20	63260-ZY3-000	LOCK COMP., SIDE	2	2		
21	63515-ZC0-700	CAP, L. SIDE COVER	1	1		

3

F-8-10

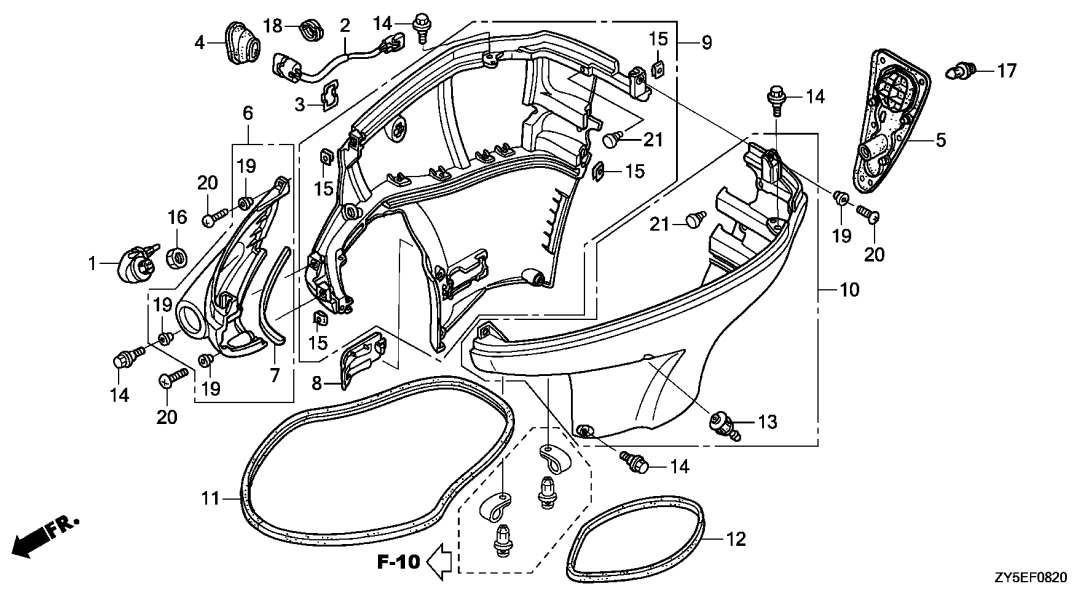
FR. COVER BRACKET/FR. LOCK



Ref. No.	Part No.	Description	Reqd. QTY		Serial No.	Parts catalogue code
			BF 135 AK2	BF 150 AK2		
22	90001-ZY6-000	BOLT, FLANGE, 8X55	2	2		
23	90030-ZY3-000	BOLT, FLANGE, 6X22	2	2		
24	90105-ZY6-000	BOLT-WASHER, 8X30	2	2		
25	90501-MM8-610	WASHER, PLAIN, 8MM	1	1		
26	90502-MM8-610	WASHER, PLAIN, 10MM	1	1		
27	90506-ZW9-000	WASHER, WAVE, 10MM	2	2		
28	90518-921-000	WASHER, PLAIN, 8MM	4	4		
29	94540-06029	E-RING, 6MM	5	5		

F-8-20

UNDER COVER



Ref. No.	L.O.N.	(Relative ref. Number) Description	F.R.T.
2	(3,4)		
2	6151C9	SWITCH, POWER TRIM-TILT	0.4
5	4131M9	GROMMET, UNDER COVER	0.1
6	4131N0	COVER, SEPARATE :FRONT	0.7
9	4131C6	COVER, UNDER ENGINE :RIGHT ...	0.3
	4131BD	COVER, UNDER ENGINE :BOTH ...	0.5
10	4131C5	COVER, UNDER ENGINE :LEFT	0.3
	4131BD	COVER, UNDER ENGINE :BOTH	0.5
11	4141D5	SEAL, COVER UNDER(A)	2.0
12	4141D6	SEAL, COVER UNDER(B)	1.9

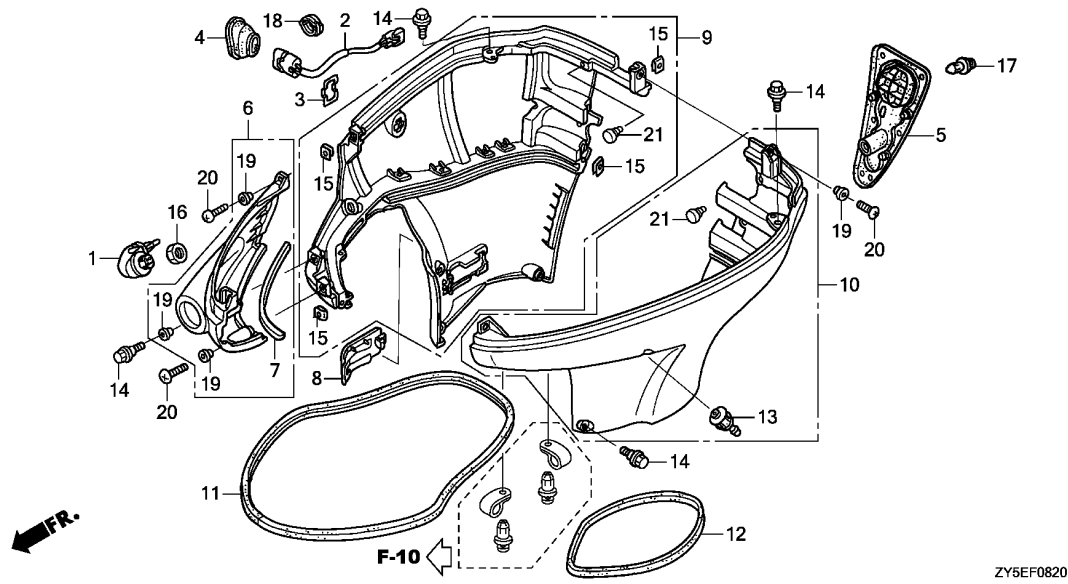
ZY6EF0820

Ref. No.	Part No.	Description	Reqd. QTY		Serial No.	Parts catalogue code
			BF 135 AK2	BF 150 AK2		
1	19289-ZY6-000	CAP, WATER JOINT	1	1		
2	35640-ZY6-003	SWITCH ASSY., POWER TILT	1	1		
3	35645-ZY3-000	STAY, POWER TILT SWITCH	1	1		
4	40114-ZY6-010	GROMMET, POWER TILT SWITCH ..	1	1		
5	40116-ZY6-000	GROMMET, UNDER COVER	1	1		
6	40151-ZY6-010ZB	COVER, FR. SEPARATE *NHB14M* AQUA MARINE SILVER METALLIC	1	1		
7	40152-ZY6-300	SEAL, FR. SEPARATE COVER	1	1		
8	40212-ZY6-020ZB	COVER, DRAIN PLUG *NHB14M* AQUA MARINE SILVER METALLIC	1	1		
9	63711-ZY6-010ZB	COVER, R. ENGINE UNDER *NHB14M* AQUA MARINE SILVER METALLIC	1	1		
10	63716-ZY6-010ZB	COVER, L. ENGINE UNDER *NHB14M* AQUA MARINE SILVER METALLIC	1	1		
11	63718-ZY6-000	SEAL A, COVER UNDER	1	1		
12	63719-ZY6-000	SEAL B, COVER UNDER	1	1		
13	82873-ZY6-000	GROMMET, WATER CHECK	1	1		
14	90111-ZY3-000	BOLT, SPECIAL, 6X17	12	12		
15	90301-ZY6-000	NUT, CLIP	6	6		
16	90302-921-000	NUT, HEX., 16MM	1	1		
17	90653-HC4-900	CLIP, MUDGUARD	6	6		
18	90683-KJ2-003	CLIP, WIRE HARNESS	1	1		

3

F-8-20

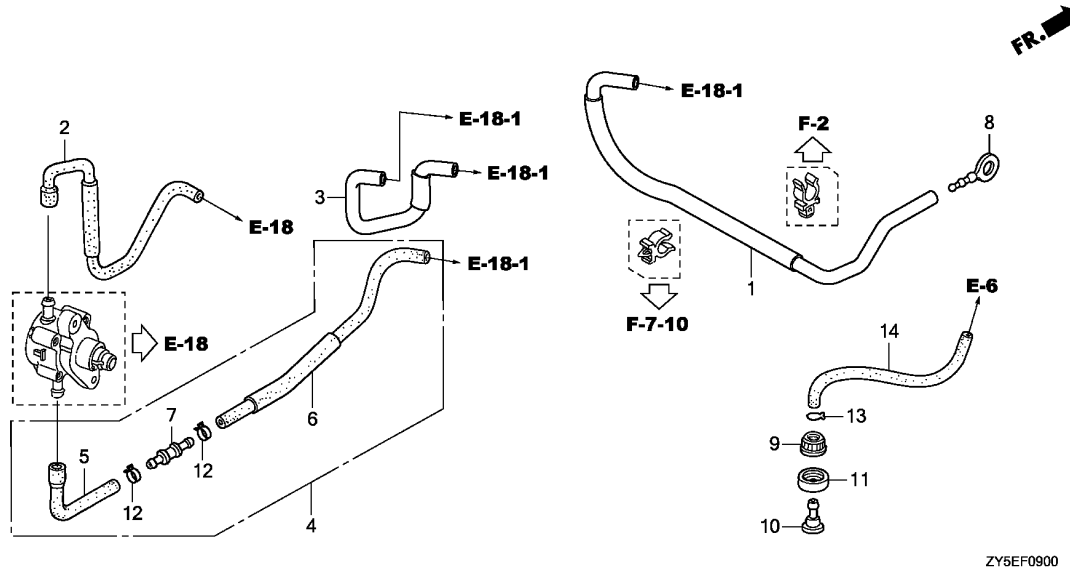
UNDER COVER



Ref. No.	Part No.	Description	Reqd. QTY		Serial No.	Parts catalogue code
			BF 135 AK2	BF 150 AK2		
19	91553-ZY6-000	COLLAR, DISTANCE, 6.5X9X5 ...	6	6		
20	93500-06025-4J	SCREW, PAN, 6X25	6	6		
21	95011-62000	RUBBER B, STAND STOPPER	2	2		

F-9

FUEL TUBE(2)



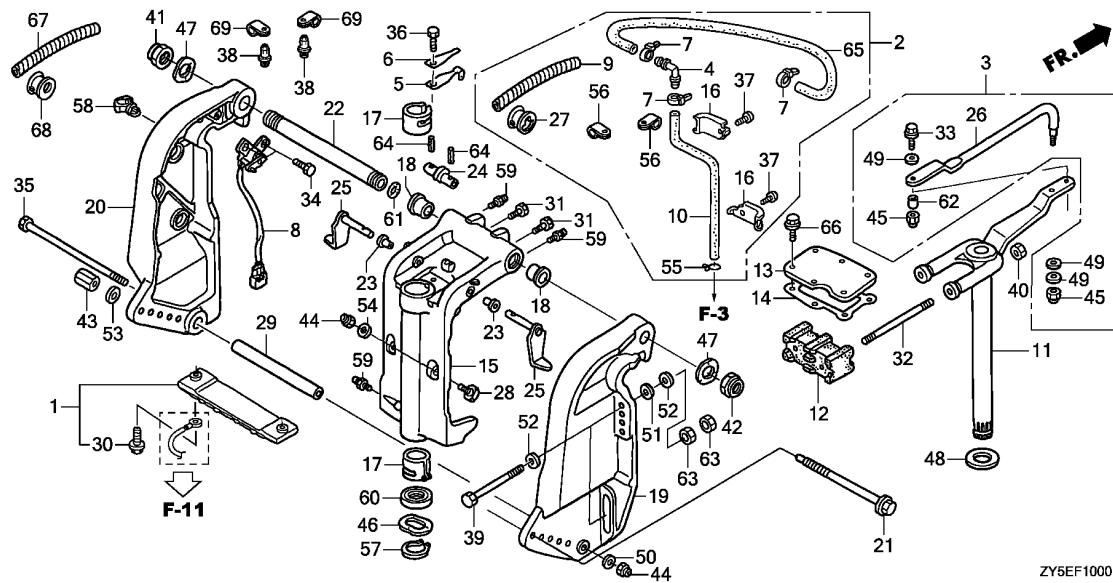
Ref. No.	L.O.N.	(Relative ref. Number) Description	F.R.T.
1	3101L0	TUBE A, FUEL	0.6
2	3101F7	TUBE B, FUEL	0.4
3	3101L1	TUBE C, FUEL	0.1
4	3101L2	TUBE D, FUEL	0.4

3

Ref. No.	Part No.	Description	Reqd. QTY		Serial No.	Parts catalogue code
			BF 135 AK2	BF 150 AK2		
1	16850-ZY6-000	TUBE COMP. A, FUEL	1	1		
2	16860-ZY6-000	TUBE COMP. B, FUEL	1	1		
3	16871-ZY6-000	TUBE C, FUEL	1	1		
4	16880-ZY6-030	TUBE ASSY. D, FUEL	1	1		
5	16881-ZY6-000	TUBE D, FUEL	1	1		
6	16890-ZY6-000	TUBE COMP. E, FUEL	1	1		
7	16966-MR5-000	JOINT, FUEL TUBE	1	1		
8	17738-ZY3-000	PLUG, FUEL TUBE	1	1		
9	19270-ZY3-000	NUT, WATER MOUTH	1	1		
10	19271-ZY3-000	JOINT, WATER HOSE	1	1		
11	19272-ZY3-000	SEAT, WATER MOUTH	1	1		
12	90602-ZW5-030	CLAMP, TUBE(D12)	2	2		
13	90651-ZY6-000	CLIP B1, TUBE	1	1		
14	95001-80300-40	TUBE, FUEL, 8X300 (95001-80001-60M)	1	1		

F-10

STERN BRACKET/SWIVEL CASE

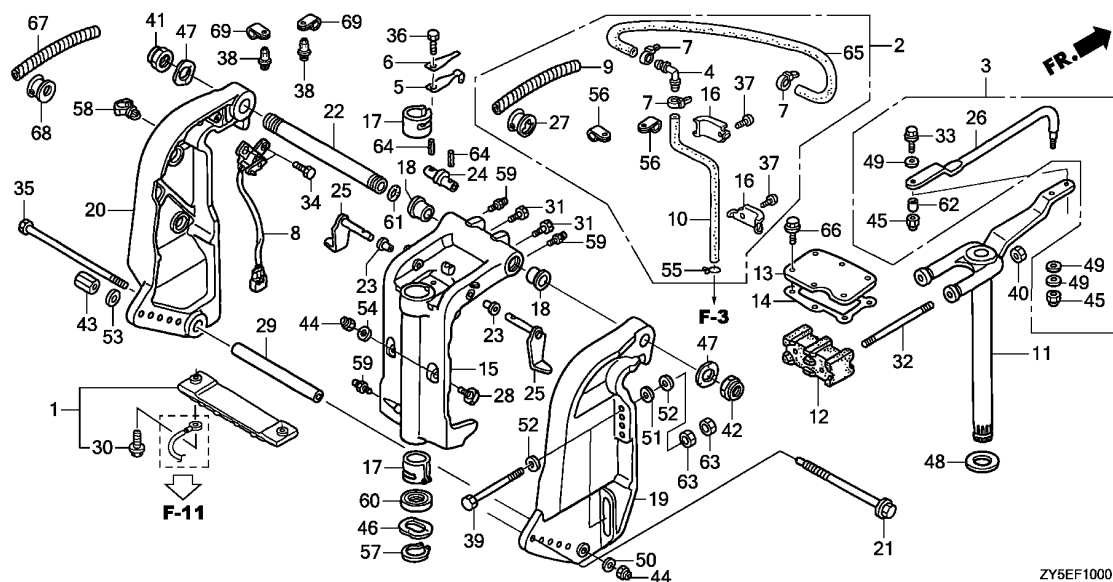


Ref. No.	L.O.N.	(Relative ref. Number) Description	F.R.T.
8	616151	SENSOR, TRIM ANGLE	0.7
11	4101H7	FRAME, MOUNTING	2.7
12	4101R3	RUBBER, UPPER MOUNTING	5.5
.INCLUDES: Engine removal and installation			
15	4131B1	CASE, SWIVEL	2.8
17	4131N2	LINER, SWIVEL CASE	2.7
.NOTE: Same time for two units			
19	413129	BRACKET, STERN :RIGHT	2.2
20	413128	BRACKET, STERN :LEFT	2.3
25	4131AY	STOPPER, TILT :LEFT	2.0
	4131AYA	.Replace right tilt stopper add	0.1
	4131AZ	STOPPER, TILT :RIGHT	2.0
	4131AZA	.Replace left tilt stopper add	0.1
60	4131N3	OIL SEAL, SWIVEL CASE	2.7

Ref. No.	Part No.	Description	Reqd. QTY		Serial No.	Parts catalogue code
			BF 135 AK2	BF 150 AK2		
1	06411-ZW1-020	METAL KIT, ANODE	(1)	(1)		
2	06411-ZY6-000	TUBE KIT, SPEED SENSOR	(1)	(1)		
3	06532-ZY6-U00	ROD KIT, STEERING	(1)	(1)		
4	17357-GE1-670	JOINT A, BREATHER	(1)	(1)		
5	24210-ZV1-010	SPRING COMP., CLICK	1	1		
6	24221-ZV4-010	SPRING, CLICK ASSIST	1	1		
7	32161-KM3-003	BAND, WIRE	(3)	(3)		
8	35660-ZY6-013	SENSOR ASSY., TRIM ANGLE	1	1		
9	36104-ZY6-003	TUBE, SPIRAL	(1)	(1)		
10	41173-ZY6-000	TUBE, SPEED SENSOR	(1)	(1)		
11	50100-ZY6-000	FRAME COMP., MOUNTING	1	1		
12	50151-ZW5-000	MOUNT COMP., UPPER RUBBER	1	1		
13	50167-ZY6-000	HOLDER, UPPER MOUNTING	1	1		
14	50168-ZY6-003	GASKET, UPPER MOUNTING HOLDER	1	1		
15	50201-ZW1-030ZB	CASE, SWIVEL				
	NHB14M					
	AQUA MARINE SILVER METALLIC		1	-	1400031	LCU,XCD,XCU
			1	-	1400226	LD,LU,XD,XU
	50201-ZW1-040ZB	*NHB14M*				
	AQUA MARINE SILVER METALLIC		1	-	1400032	LCU,XCD,XCU
			1	-	1400227	LD,LU,XD,XU
			-	1		L3,X3,XC3
	50201-ZW1-030ZB	*NHB14M*				
	AQUA MARINE SILVER METALLIC		-	1	1400086	LCU,XCD,XCU
			-	1	1401012	LD,LU,XD,XU

F-10

STERN BRACKET/SWIVEL CASE



ZY5EF1000

Ref. No.	Part No.	Description	Reqd. QTY		Serial No.	Parts catalogue code
			BF 135 AK2	BF 150 AK2		
15)	50201-ZW1-040ZB	CASE, SWIVEL *NHB14M* AQUA MARINE SILVER METALLIC	-	1	1400087	----- LCU,XCD,XCU
			-	1	1401013	----- LD,LU,XD,XU
16	50209-ZY6-000	PLATE, SPEED SENSOR TUBE	(2)	(2)		
17	50211-ZV5-003	LINER, SWIVEL CASE	2	-	1400031	LCU,XCD,XCU
			2	-	1400226	LD,LU,XD,XU
	50211-ZZ5-000	2	-	1400032	----- LCU,XCD,XCU
			2	-	1400227	----- LD,LU,XD,XU
			-	2	-----	L3,X3,XC3
	50211-ZV5-003	-	2	1400086	LCU,XCD,XCU
			-	2	1401012	LD,LU,XD,XU
	50211-ZZ5-000	-	2	1400087	LCU,XCD,XCU
			-	2	1401013	----- LD,LU,XD,XU
18	50214-ZW1-000	BUSH, SWIVEL CASE	2	2		
19	50301-ZW1-060ZB	BRACKET, R. STERN *NHB14M* AQUA MARINE SILVER METALLIC	1	-	1400119	LCU,XCD,XCU
			1	-	1400819	LD,LU,XD,XU
	50301-ZW1-070ZB	*NHB14M* AQUA MARINE SILVER METALLIC	1	-	1400120	----- LCU,XCD,XCU
			1	-	1400820	----- LD,LU,XD,XU
			-	1	-----	L3,X3,XC3
	50301-ZW1-060ZB	*NHB14M* AQUA MARINE SILVER METALLIC	-	1	-----	LCU,XCD,XCU
			-	1	-----	LD,LU,XD,XU

3

F-10

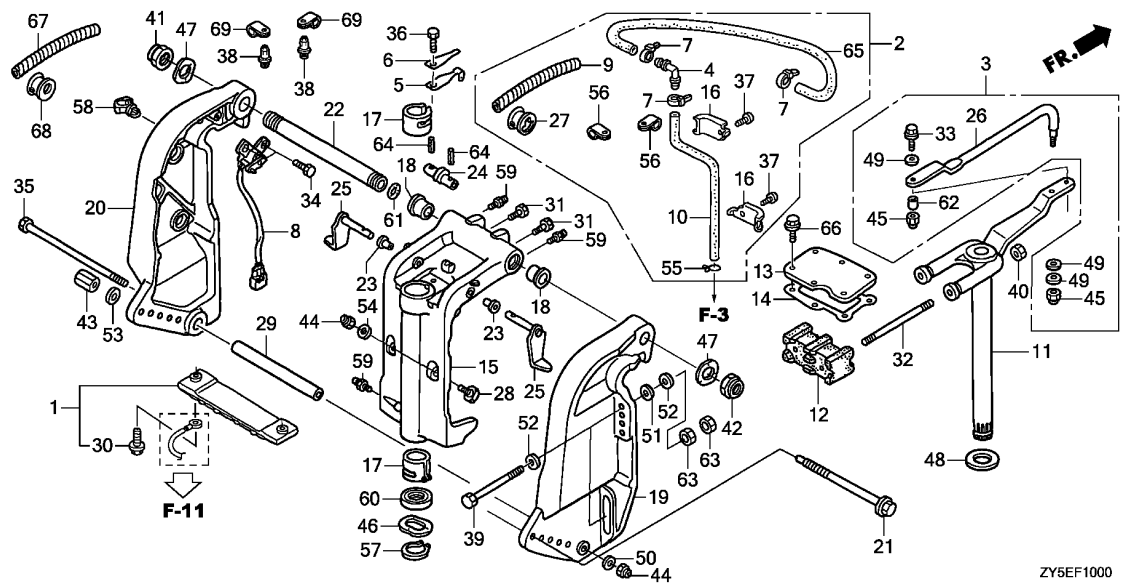
STERN BRACKET/SWIVEL CASE

Ref. No.	Part No.	Description	Reqd. QTY		Serial No.	Parts catalogue code
			BF 135 AK2	BF 150 AK2		
19)	50301-ZW1-070ZB	BRACKET, R. STERN *NHB14M* AQUA MARINE SILVER METALLIC	-	1	1400410 -----	LCU,XCD,XCU
			-	1	1403492 -----	LD,LU,XD,XU
20	50311-ZW1-060ZB	BRACKET, L. STERN *NHB14M* AQUA MARINE SILVER METALLIC	1	-	----- 1400119	LCU,XCD,XCU
			1	-	----- 1400819	LD,LU,XD,XU
	50311-ZW1-070ZB	*NHB14M* AQUA MARINE SILVER METALLIC	1	-	1400120 -----	LCU,XCD,XCU
			1	-	1400820 -----	LD,LU,XD,XU
			-	1	-----	L3,X3,XC3
	50311-ZW1-060ZB	*NHB14M* AQUA MARINE SILVER METALLIC	-	1	----- 1400409	LCU,XCD,XCU
			-	1	----- 1403512	LD,LU,XD,XU
	50311-ZW1-070ZB	*NHB14M* AQUA MARINE SILVER METALLIC	-	1	1400410 -----	LCU,XCD,XCU
			-	1	1403513 -----	LD,LU,XD,XU
21	50341-ZW5-010	ROD, ADJUSTING	(1)	(1)		
22	50381-ZY3-000	SHAFT, TILTING	1	1		
23	50522-ZV5-000	BUSH, TILT ARM	2	2		
24	50527-ZW1-000	BRACKET, TILTING	1	1		
25	50529-ZW1-000	STOPPER, TILT	2	2		
26	53238-ZW1-010	ROD, STEERING	1	1		
27	56118-ZY6-000	BUSH, MOTOR CODE	(1)	(1)		
28	56516-ZW1-000	RECEIVER, THRUST	2	2		
29	56539-ZW1-000	COLLAR, LOWER CYLINDER	1	-	----- 1400152	LCU,XCD,XCU
			1	-	----- 1401023	LD,LU,XD,XU
	56539-ZZ0-C00	1	-	1400153 -----	LCU,XCD,XCU
			1	-	1401024 -----	LD,LU,XD,XU
			-	1	-----	L3,X3,XC3
	56539-ZW1-000	-	1	-----	LD,LU,XD,XU
			-	1	----- 1400508	LCU,XCD,XCU
	56539-ZZ0-C00	-	1	1400509 -----	LCU,XCD,XCU
30	90009-ZW9-000	BOLT, FLANGE, 6X23	2	2		
31	90102-ZW1-000	BOLT, 1/4-28UNF	2	2		
32	90102-ZY6-000	BOLT, STUD, 12X145	2	2		
33	90105-ZW1-000	BOLT, 3/8-24UNF	1	1		
34	90105-ZW9-000	BOLT, FLANGE, 6X20	2	2		
35	90108-ZW1-000	BOLT, HEX., 10X235	1	1		
36	90110-881-000	BOLT, HEX., 6X14	1	1		
37	90119-ZV5-000	SCREW, PAN, 6X8	(2)	(2)		
38	90127-ZV5-003	SCREW, RIVET, 5X10	2	2		
39	90129-ZZ3-000	BOLT, HEX., 12X119	6	-	----- 1400069	LCU,XCD,XCU
			6	-	----- 1400529	LD,LU,XD,XU
	90129-ZX2-000	BOLT, HEX., 12X130	4	-	1400070 -----	LCU,XCD,XCU
			4	-	1400530 -----	LD,LU,XD,XU
			-	4	-----	L3,X3,XC3
	90129-ZZ3-000	BOLT, HEX., 12X119	-	6	----- 1400273	LCU,XCD,XCU
			-	6	----- 1402481	LD,LU,XD,XU
	90129-ZX2-000	BOLT, HEX., 12X130	-	4	1400274 -----	LCU,XCD,XCU
			-	4	1402482 -----	LD,LU,XD,XU
40	90302-ZW5-003	NUT, FLANGE, 12MM	2	2		



F-10

STERN BRACKET/SWIVEL CASE



ZY5EF1000

Ref. No.	Part No.	Description	Reqd. QTY		Serial No.	Parts catalogue code
			BF 135 AK2	BF 150 AK2		
41	90304-ZV5-013	NUT, SELF-LOCK(7/8-14UNF) ...	1	1		
42	90304-ZW1-013	NUT, SELF-LOCK(25X2.0)	1	1		
43	90304-ZW5-000	NUT, ADJUSTER ROD	(1)	(1)		
44	90306-ZW4-003	NUT, FLANGE, 10MM	3	3		
45	90307-ZV5-003	NUT, SELF-LOCK(3/8-24UNF) ...	2	2		
46	90501-ZV5-000	WASHER, WAVE, 40MM	1	1		
47	90502-ZV5-000	WASHER, WAVE, 26MM	2	2		
48	90504-ZV5-000	WASHER, THRUST, 34MM	1	1		
49	90514-ZV4-000	WASHER, 10MM	3	3		
50	90545-ZV5-000	WASHER, PLAIN, 10MM	1	-	1400027	LCU,XCD,XCU
			1	-	1400182	LD,LU,XD,XU
	90511-921-000	1	-	1400028	LCU,XCD,XCU
			1	-	1400183	LD,LU,XD,XU
			-	1	-----	L3,X3,XC3
	90545-ZV5-000	-	1	1400078	LCU,XCD,XCU
			-	1	1400695	LD,LU,XD,XU
	90511-921-000	-	1	1400079	LCU,XCD,XCU
			-	1	1400696	LD,LU,XD,XU
51	90552-ZV5-000	WASHER, PLAIN, 12MM	6	-	1400069	LCU,XCD,XCU
			6	-	1400529	LD,LU,XD,XU
			4	-	1400070	LCU,XCD,XCU
			4	-	1400530	LD,LU,XD,XU
			-	4	-----	L3,X3,XC3
			-	6	1400273	LCU,XCD,XCU
			-	6	1402481	LD,LU,XD,XU
			-	4	1400274	LCU,XCD,XCU
			-	4	1402482	LD,LU,XD,XU

3

F-10

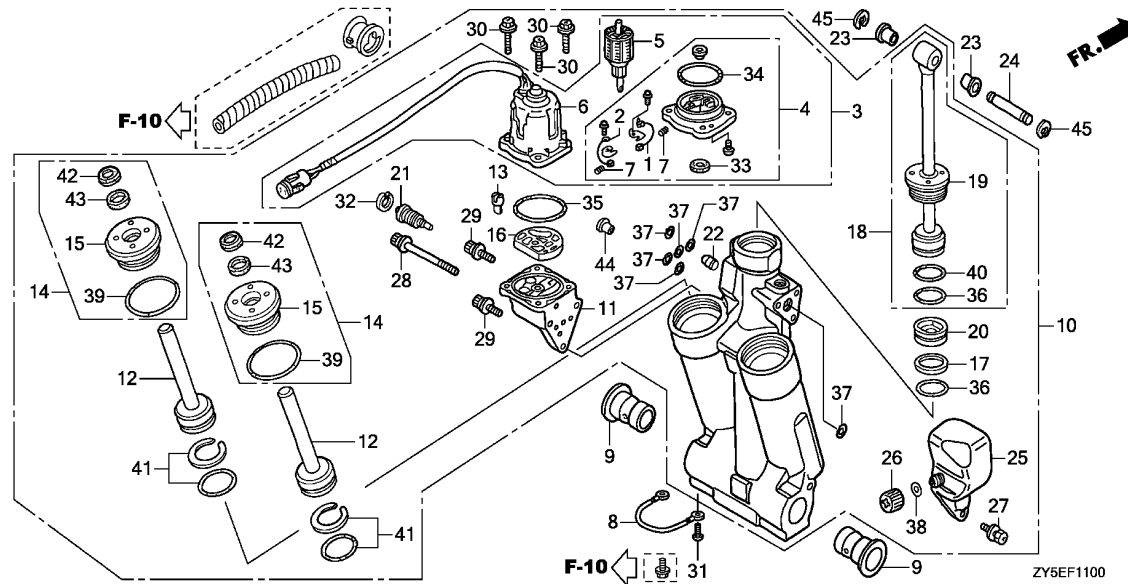
STERN BRACKET/SWIVEL CASE

Ref. No.	Part No.	Description	Reqd. QTY		Serial No.	Parts catalogue code
			BF 135 AK2	BF 150 AK2		
52	90559-ZV5-000	WASHER, PLAIN, 12MM	12	-	1400069	LCU,XCD,XCU
			12	-	1400529	LD,LU,XD,XU
			8	-	1400070	LCU,XCD,XCU
			8	-	1400530	LD,LU,XD,XU
			-	8	-----	L3,X3,XC3
			-	12	-----	1400273 LCU,XCD,XCU
			-	12	-----	1402481 LD,LU,XD,XU
			-	8	1400274	LCU,XCD,XCU
			-	8	1402482	LD,LU,XD,XU
53	90559-ZV5-000	WASHER, PLAIN, 12MM	(1)	(1)		
54	90563-ZV5-000	WASHER, PLAIN, 10MM	2	2		
55	90602-921-000	CLIP, TUBE(B8)	(1)	(1)		
56	90628-750-000	CLIP(14MM)	(2)	(2)		
57	90651-ZV5-000	CIRCLIP, EXTERNAL, 39MM	1	1		
58	90681-763-A01	CLIP, WIRE HARNESS	1	1		
59	90951-ZV7-010	NIPPLE, GREASE	3	3		
60	91256-ZV5-003	OIL SEAL, 39.5X52X6(ARAI) ...	1	1		
61	91352-ZV5-000	O-RING, 15.54X2.26	1	1		
62	91560-ZV5-000	COLLAR, STEERING ROD	1	1		
63	94001-12490-0S	NUT, HEX., 12MM	12	-	1400069	LCU,XCD,XCU
			12	-	1400529	LD,LU,XD,XU
			8	-	1400070	LCU,XCD,XCU
			8	-	1400530	LD,LU,XD,XU
			-	8	-----	L3,X3,XC3
			-	12	-----	1400273 LCU,XCD,XCU
			-	12	-----	1402481 LD,LU,XD,XU
			-	8	1400274	LCU,XCD,XCU
			-	8	1402482	LD,LU,XD,XU
64	94305-25203	PIN, SPRING, 2.5X20	2	2		
65	95005-50950-30	TUBE, 5X950(95005-50001-30M)	(1)	(1)		
66	95801-08035-09	BOLT, FLANGE, 8X35	6	6		
67	36104-ZV5-821	TUBE, SPIRAL	1	1		
68	56118-ZV5-820	BUSH, MOTOR CODE	1	1		
69	90626-ZB5-730	CLIP(10.7MM)	2	2		



F-11

POWER TRIM-TILT



Ref. No.	L.O.N.	(Relative ref. Number) Description	F.R.T.
3	8171B6	MOTOR, POWER TILT	3.5
4	8171E7	BRACKET, TILT MOTOR	3.7
5	8171F4	ARMATURE, POWER TRIM-TILT	3.7
6	8171D2	YOKE, POWER TRIM-TILT	3.7
10	8171C9	TILT, POWER	2.5
11	8171C7	PUMP, POWER TRIM-TILT	3.7
12	8171C1	ROD, POWER TRIM-TILT PISTON(B) .NOTE: Same time for two units or more	4.4
16	8171A9	FILTER, POWER TRIM-TILT	3.6
18	8171C0	ROD, POWER TRIM-TILT PISTON ..	4.4
25	8171D3	TANK, OIL(POWER TRIM-TILT) ...	2.7

3

Ref. No.	Part No.	Description	Reqd. QTY		Serial No.	Parts catalogue code
			BF 135 AK2	BF 150 AK2		
1	30280-ZY3-003	BREAKER ASSY.	1	1		
2	31106-ZY3-003	BRUSH ASSY.	1	1		
3	36120-ZY6-013	MOTOR ASSY., POWER TILT	1	1		
4	36122-ZY3-013	BRACKET ASSY.	1	1		
5	36123-ZY3-013	ARMATURE COMP.	1	1		
6	36129-ZY6-013	YOKE ASSY.	1	1		
7	36136-ZV5-821	SPRING, MOTOR	2	2		
8	40219-ZY3-013	WIRE, LEAD(1.5X116MM)	1	1		
9	50214-ZV5-003	BUSH, SWIVEL CASE	2	2		
10	56000-ZY6-033	TRIM-TILT ASSY., POWER	1	-	1400045 LCU,XCD,XCU	
			1	-	1400320 LD,LU,XD,XU	
	56000-ZY6-043	1	-	1400046 LCU,XCD,XCU	
			1	-	1400321 LD,LU,XD,XU	
			-	1	L3,X3,XC3	
	56000-ZY6-033	-	1	1400162 LCU,XCD,XCU	
			-	1	1401588 LD,LU,XD,XU	
	56000-ZY6-043	-	1	1400163 LCU,XCD,XCU	
			-	1	1401589 LD,LU,XD,XU	
11	56100-ZY6-003	PUMP ASSY.	1	-	1400045 LCU,XCD,XCU	
			1	-	1400320 LD,LU,XD,XU	
	56100-ZY6-013	1	-	1400046 LCU,XCD,XCU	
			1	-	1400321 LD,LU,XD,XU	
			-	1	L3,X3,XC3	
	56100-ZY6-003	-	1	1400162 LCU,XCD,XCU	
			-	1	1401588 LD,LU,XD,XU	
	56100-ZY6-013	-	1	1400163 LCU,XCD,XCU	
			-	1	1401589 LD,LU,XD,XU	

F-11

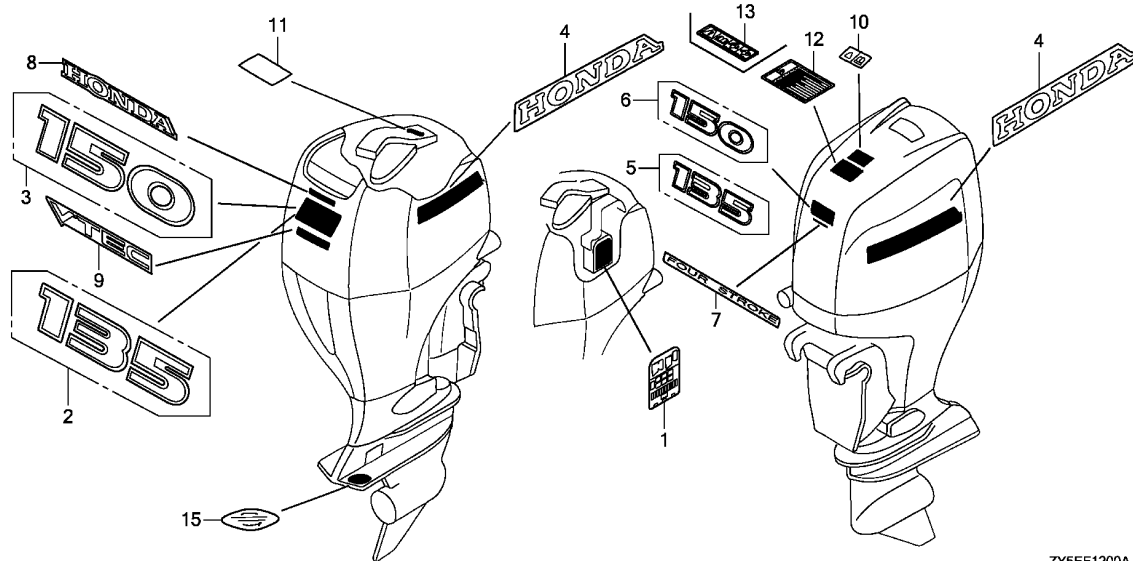
POWER TRIM-TILT

Ref. No.	Part No.	Description	Reqd. QTY		Serial No.	Parts catalogue code
			BF 135 AK2	BF 150 AK2		
12	56110-ZW1-701	ROD COMP., PISTON(B)	2	2		
13	56113-ZW1-701	JOINT, DRIVE	1	1		
14	56115-ZW1-305	GUIDE COMP., ROD	2	2		
15	56115-ZY9-003	GUIDE COMP., ROD	2	2		
16	56116-ZW1-701	FILTER B	1	1		
17	56117-ZV5-821	RING, BACK UP	1	1		
18	56120-ZW1-305	ROD COMP., PISTON	1	1		
19	56120-ZY9-003	ROD COMP., PISTON	1	1		
20	56130-ZW1-702	PISTON COMP., FREE	1	1		
21	56170-ZY3-013	VALVE COMP., MANUAL	1	1		
22	56180-ZW1-701	VALVE COMP., RESERVOIR	1	1		
23	56513-ZV5-000	BUSH, LOWER CYLINDER	2	2		
24	56532-ZW1-000	PIN, UPPER CYLINDER	1	1		
			1	-	-----	LD,LU,XD,XU
	56532-ZZ0-C00	1	-	1400152	LCU,XCD,XCU
			-	1	-----	LCU,XCD,XCU
	56532-ZW1-000	-	1	-----	L3,X3,XC3
	56532-ZZ0-C00	-	1	1400508	LCU,XCD,XCU
			-	1	1400509	LCU,XCD,XCU
25	56851-ZW1-703	TANK, OIL	1	1		
26	56860-ZW1-701	CAP COMP., OIL TANK	1	1		
27	90113-ZW1-702	BOLT, RECESSED	3	3		
28	90114-ZW1-702	BOLT, SOCKET(A)	1	1		
29	90115-ZW1-702	BOLT, SOCKET(B)	2	2		
30	90116-ZW1-702	BOLT, HEX.	4	4		
31	90119-ZV5-000	SCREW, PAN, 6X8	1	1		
32	90652-ZW1-702	CIRCLIP, INTERNAL	1	1		
33	91203-ZV5-821	OIL SEAL	1	1		
34	91207-ZW1-013	O-RING, 2.0X70.5	1	1		
35	91302-ZV5-821	O-RING, 1.8X69.6	1	1		
36	91316-ZV5-821	O-RING, 3.5X38.7	2	2		
37	91352-ZW1-702	O-RING, 1.8X7.7	6	6		
38	91353-ZW1-703	O-RING, 1.9X11	1	1		
39	91354-ZW1-701	O-RING, 3.5X35.7	2	2		
40	91355-ZW1-701	O-RING, 3.5X41.7	1	1		
41	91357-ZW1-701	O-RING SET, 3.5X31.7	2	2		
42	91358-ZW1-701	SEAL, WATER	2	2		
43	91361-ZW1-701	PACKING	2	2		
44	91557-ZW1-701	COLLAR, ORIFICE	1	1		
45	94540-15029	E-RING, 15MM	2	2		



F-12

LABELS



ZY6EF1200A

Ref. L.O.N. (Relative ref. Number) F.R.T.
No. Description

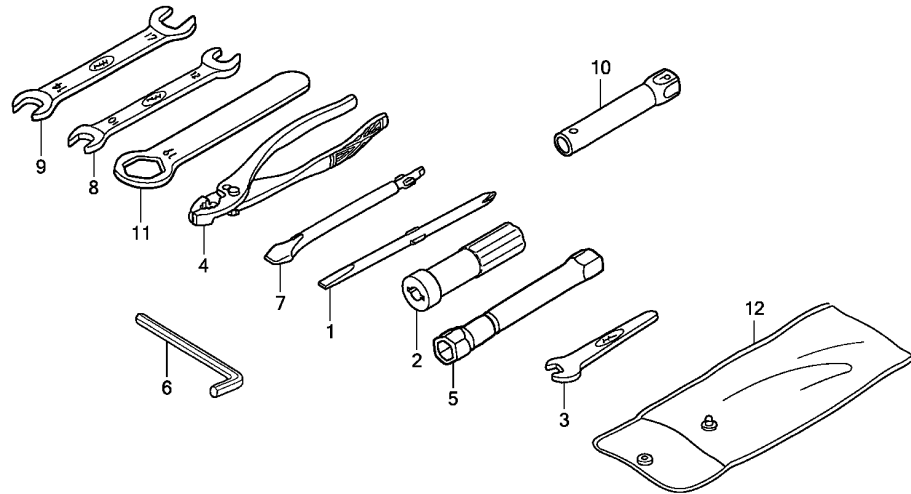
NO INFORMATION

3

Ref. No.	Part No.	Description	Reqd. QTY		Serial No.	Parts catalogue code
			BF 135 AK2	BF 150 AK2		
1	87117-ZY6-640	LABEL, FUSE	1	1	-----	L3,LD,X3,XC3,XCD,XD
	87117-ZY6-U80	LABEL, FUSE(EU)	1	1	-----	LCU,LU,XCU,XU
2	87121-ZY5-C00	MARK, RR.(135)	1	-		
3	87121-ZY6-C00	MARK, RR.(150)	-	1		
4	87132-ZY6-000	MARK, SIDE STRIPE	2	2		
5	87301-ZY5-C00	MARK, FR. EMBLEM(135)	1	-		
6	87301-ZY6-C00	MARK, FR. EMBLEM(150)	-	1		
7	87302-ZY3-C00	MARK, FOUR STROKE	1	1	-----	L3,LD,X3,XC3,XCD,XD
8	87303-ZZ5-C00	MARK, HONDA	1	1		
9	87304-ZZ5-C00	MARK(VTEC)	-	1		
10	87522-ZH8-W41	MARK, CAUTION(PICTOGRAPH) ...	1	1	-----	LD,XCD,XD
11	87531-ZY6-620	LABEL, OIL CAUTION(EF)	1	1		
12	87538-ZW1-721	LABEL, WARNING OPERATOR(EC) -	1	1	-----	LD,XCD,XD
13	87538-ZY9-U80	LABEL, WARNING OPERATOR(EU) -	1	1	-----	L3,LCU,LU,X3,XC3,XCU,XU
15	87801-ZY3-710	MARK, COUNTER ROTATION	1	1	-----	LCU,XCD,XCU

F-13

TOOLS



ZY5EF1300

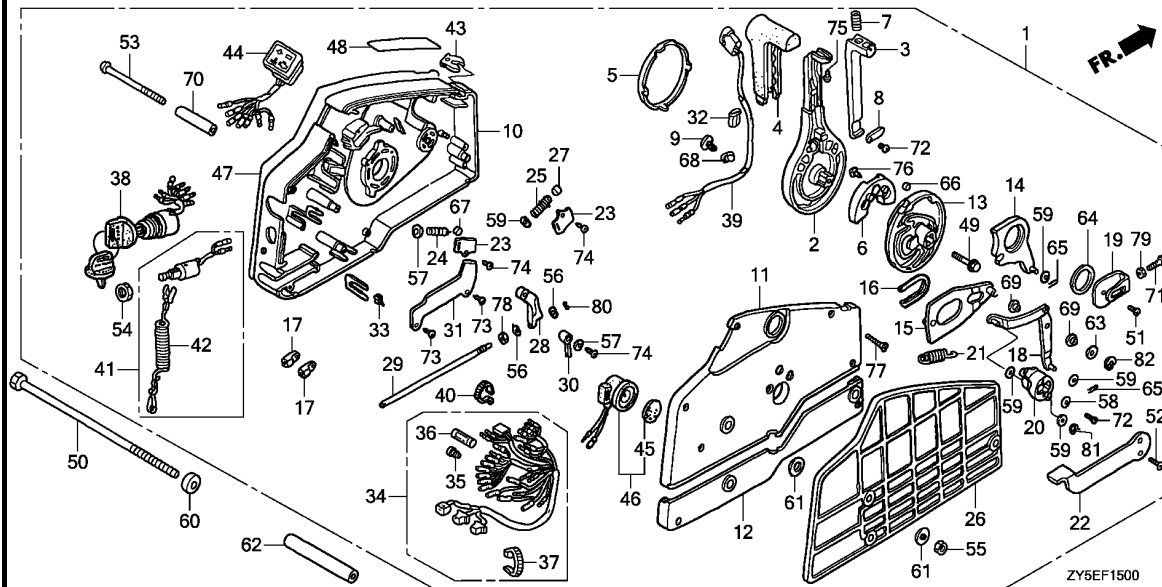
Ref. L.O.N. (Relative ref. Number) F.R.T.
No. Description

NO INFORMATION

Ref. No.	Part No.	Description	Reqd. QTY		Serial No.	Parts catalogue code
			BF 135 AK2	BF 150 AK2		
1	89102-538-000	DRIVER, SCREW(NO.2 + -)	1	1	-----	L3,LCU,LD,LU,X3,XCD,XCU,XD,XU
2	89103-538-000	GRIP	1	1	-----	L3,LCU,LD,LU,X3,XCD,XCU,XD,XU
3	89203-836-000	SPANNER, 8MM	1	1	-----	LCU,XCD,XCU
			1	-	1400814	LD,LU,XD,XU
			-	1	1403414	LD,LU,XD,XU
4	89210-GBJ-J00	PLIERS, 135(RIKEN)	1	1	-----	LCU,XCD,XCU
			1	-	1400814	LD,LU,XD,XU
			-	1	1403414	LD,LU,XD,XU
5	89216-ZY6-000	WRENCH, PLUG	1	1	-----	L3,LCU,LD,LU,X3,XCD,XCU,XD,XU
6	89221-460-840	WRENCH, HEX., 6MM	1	1	-----	L3,LCU,LD,LU,X3,XCD,XCU,XD,XU
7	89301-921-010	DRIVER, CHECK BOLT	1	1	-----	LCU,XCD,XCU
			1	-	1400814	LD,LU,XD,XU
			-	1	1403414	LD,LU,XD,XU
8	99001-10120	SPANNER, 10X12	1	1	-----	LCU,XCD,XCU
			1	-	1400814	LD,LU,XD,XU
			-	1	1403414	LD,LU,XD,XU
9	99001-14170	SPANNER, 14X17	1	1	-----	LCU,XCD,XCU
			1	-	1400814	LD,LU,XD,XU
			-	1	1403414	LD,LU,XD,XU
10	99004-16170	WRENCH, BOX(P16X17)	1	1	-----	LCU,XCD,XCU
			1	-	1400814	LD,LU,XD,XU
			-	1	1403414	LD,LU,XD,XU
11	99006-19000	WRENCH, EYE, 19MM	1	1	-----	L3,LCU,LD,LU,X3,XCD,XCU,XD,XU
12	99008-02300	BAG, TOOL, 230MM	1	1	-----	L3,LCU,LD,LU,X3,XCD,XCU,XD,XU

F-15

REMOTE CONTROL



Ref. No.	L.O.N.	(Relative ref. Number) Description	F.R.T.
2	6221J2	HANDLE, REMOTE CONTROL(A)	0.5
3	6221H8	LEVER, HANDLE LOCK	0.4
5	6221H6	CAP, REMOTE CONTROL HANDLE ...	0.1
10	6221H9	HOUSING, REMOTE CONTROL BOX(A)	0.8
11	6221J0	HOUSING, REMOTE CONTROL BOX(B)	0.2
12	6221J1	HOUSING, REMOTE CONTROL BOX(C)	0.1
13	6221E0	WHEEL, REMOTE CONTROL	0.4
15	6221D3	PLATE, REMOTE CONTROL SLIDING	0.4
22	6221H7	LEVER, REMOTE CONTROL IDLE ...	0.1
27	6221F5	SPACER, CLICK SPRING	0.4
34	6111A8	CABLE, REMOTE CONTROL	0.5
38	6151E1	SWITCH, COMBINATION	0.4
39	616150	SWITCH, POWER TRIM-TILT (REMOTE CONTROL)	0.5
41	6151B8	SWITCH, EMERGENCY STOP	0.3
44	6161B4	LAMP, INDICATION (REMOTE CONTROL)	0.3
46	6211C3	BUZZER, WARNING	0.3
67	6221F6	ROLLER, CLICK	0.4

3

Ref. No.	Part No.	Description	Reqd. QTY		Serial No.	Parts catalogue code
			BF 135 AK2	BF 150 AK2		
1	24800-ZZ5-040	BOX ASSY., REMOTE CONTROL ...	-	1	-----	L3,X3,XC3
2	24811-ZV5-010	HANDLE, REMOTE CONTROL	-	1	-----	L3,X3,XC3
3	24812-ZV5-000	LEVER, HANDLE LOCK	-	1	-----	L3,X3,XC3
4	24813-ZV5-000	GRIP, REMOTE CONTROL HANDLE ...	-	1	-----	L3,X3,XC3
5	24814-ZV5-010	CAP, HANDLE	-	1	-----	L3,X3,XC3
6	24815-ZV5-010	BLOCK, NEUTRAL LOCK	-	1	-----	L3,X3,XC3
7	24816-ZV5-000	SPRING, REMOTE CONTROL HANDLE	-	1	-----	L3,X3,XC3
8	24817-ZV5-000	PLATE, LEVER SETTING	-	1	-----	L3,X3,XC3
9	24818-ZV5-003	CLAMP, HARNESS	-	1	-----	L3,X3,XC3
10	24820-ZV5-010	HOUSING COMP., REMOTE CONTROL BOX(A)	-	1	-----	L3,X3,XC3
11	24830-ZV5-010	HOUSING COMP., REMOTE CONTROL BOX(B)	-	1	-----	L3,X3,XC3
12	24836-ZV5-000	HOUSING, REMOTE CONTROL BOX(C)	-	1	-----	L3,X3,XC3
13	24841-ZV5-000	WHEEL, CONTROL	-	1	-----	L3,X3,XC3
14	24845-ZV5-000	ARM COMP., SHIFT LINK	-	1	-----	L3,X3,XC3
15	24850-ZV5-000	PLATE COMP., SLIDING	-	1	-----	L3,X3,XC3
16	24854-ZV5-000	COLLAR, SLIDING PLATE	-	1	-----	L3,X3,XC3
17	24855-ZV5-000	PIVOT, SHIFT	-	2	-----	L3,X3,XC3
18	24860-ZV5-000	ARM COMP., LINK JOINT	-	1	-----	L3,X3,XC3
19	24865-ZV5-000	BRACKET, LINK JOINT	-	1	-----	L3,X3,XC3
20	24875-ZV5-000	WHEEL, ACCELERATOR	-	1	-----	L3,X3,XC3
21	24876-ZV5-000	SPRING, ACCELERATOR WHEEL ...	-	1	-----	L3,X3,XC3
22	24878-ZV5-000	LEVER, IDLE	-	1	-----	L3,X3,XC3
23	24881-ZV5-000	PLATE, SPRING SETTING	-	2	-----	L3,X3,XC3

F-15

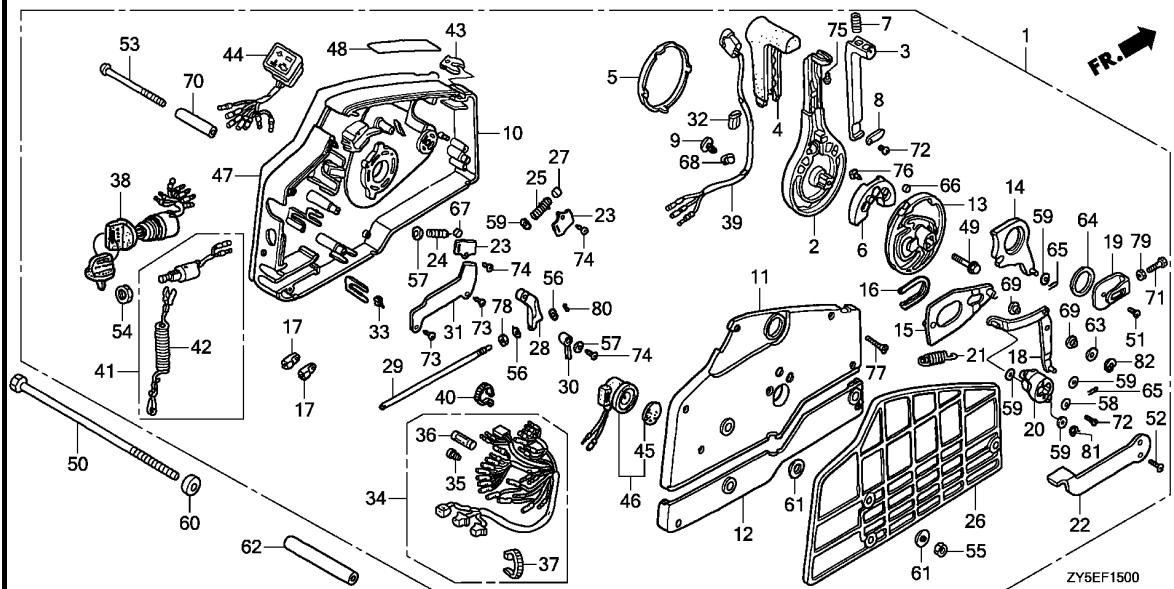
REMOTE CONTROL

Ref. No.	Part No.	Description	Reqd. QTY		Serial No.	Parts catalogue code
			BF 135 AK2	BF 150 AK2		
24	24883-ZV5-000	SPRING, SHIFT CLICK	-	1	-----	L3,X3,XC3
25	24884-ZV5-000	SPRING, CHOKE RETURN	-	1	-----	L3,X3,XC3
26	24885-ZV5-000	SPACER, REMOTE CONTROL BOX ..	-	1	-----	L3,X3,XC3
27	24887-ZV5-000	SPACER, CLICK SPRING	-	1	-----	L3,X3,XC3
28	24891-ZV5-000	BLOCK, THROTTLE FRICTION	-	1	-----	L3,X3,XC3
29	24892-ZV5-000	BOLT, FRICTION	-	1	-----	L3,X3,XC3
30	24894-ZV5-000	SPACER, NEUTRAL SWITCH	-	1	-----	L3,X3,XC3
31	24895-ZV5-000	CLAMP, POWER TILT CORD	-	1	-----	L3,X3,XC3
32	24897-ZV5-000	PIPE, HARNESS GUIDE	-	1	-----	L3,X3,XC3
33	24898-ZV5-000	SPACER, CABLE CLAMP	-	1	-----	L3,X3,XC3
34	32530-ZZ5-000	CABLE ASSY., REMOTE CONTROL(B)	-	1	-----	L3,X3,XC3
35	32823-ZV5-003	PLUG, INNER CONNECTOR	-	7	-----	L3,X3,XC3
36	32824-ZV5-003	PLUG, OUTER CONNECTOR	-	1	-----	L3,X3,XC3
37	32901-952-770	TIE, CABLE(NATURAL)(2.4X92) ..	-	1	-----	L3,X3,XC3
38	35100-ZV5-013	SWITCH ASSY., COMBINATION ...	-	1	-----	L3,X3,XC3
39	35370-ZV5-823	SWITCH ASSY., POWER TRIM-TILT	-	1	-----	L3,X3,XC3
40	35701-MG9-950	BAND(BLACK 3.5X140)	-	1	-----	L3,X3,XC3
41	36180-ZV5-033	SWITCH ASSY., EMERGENCY STOP	-	1	-----	L3,X3,XC3
42	36182-ZV4-651	CORD COMP., EMERGENCY	-	1	-----	L3,X3,XC3
43	36187-ZV4-652	CLIP, EMERGENCY LOCK	-	1	-----	L3,X3,XC3
44	37210-ZZ5-013	LAMP ASSY., INDICATION	-	1	-----	L3,X3,XC3
45	38403-341-672	PLATE, WINKER BUZZER	-	1	-----	L3,X3,XC3
46	38410-ZV5-003	BUZZER COMP., WARNING	-	1	-----	L3,X3,XC3
47	87701-ZZ5-020	PLATE, REMOTE CONTROL (CAUTION COLOR=RED & YELLOW)	-	1	-----	L3,X3,XC3
48	87702-ZW9-800	MARK, FAST IDLE	-	1	-----	L3,X3,XC3
49	90008-ZW9-000	BOLT, FLANGE, 8X35	-	1	-----	L3,X3,XC3
50	90021-ZW5-U00	BOLT, SPECIAL, 6X220	-	3	-----	XC3
51	90105-MM4-000	SCREW, PAN, 6X10	-	1	-----	L3,X3,XC3
52	90108-ZW4-000	SCREW, FLAT, 5X12	-	2	-----	L3,X3,XC3
53	90125-ZV5-000	SCREW, 6X95	-	3	-----	L3,X3,XC3
54	90302-921-000	NUT, HEX., 16MM	-	1	-----	L3,X3,XC3
55	90304-ZV4-000	NUT, HEX., 6MM	-	3	-----	L3,X3,XC3
56	90401-ZW4-000	WASHER, PLAIN, 4MM	-	2	-----	L3,X3,XC3
57	90402-ZW4-000	WASHER, PLAIN, 5MM	-	2	-----	L3,X3,XC3
58	90502-ZV4-000	WASHER, PLAIN, 5MM	-	1	-----	L3,X3,XC3
59	90504-921-010	WASHER, PLAIN, 6MM	-	5	-----	L3,X3,XC3
60	90511-ZW5-U00	COLLAR, DISTANCE(A)	-	3	-----	XC3
61	90512-921-010	WASHER, 6MM	-	6	-----	L3,X3,XC3
62	90512-ZW5-U00	COLLAR, DISTANCE(B)	-	3	-----	XC3
63	90518-921-000	WASHER, PLAIN, 8MM	-	1	-----	L3,X3,XC3
64	90557-ZV5-000	WASHER, 28MM	-	1	-----	L3,X3,XC3
65	90751-ZV5-000	PIN, LOCK, 6MM	-	2	-----	L3,X3,XC3
66	90772-ZV5-000	PIN, 6X6	-	1	-----	L3,X3,XC3
67	91151-ZV5-000	ROLLER, CLICK	-	1	-----	L3,X3,XC3
68	91475-SB6-000	CLIP, WIRE HARNESS(6.3MM) ...	-	1	-----	L3,X3,XC3
69	91567-ZV5-000	COLLAR, LINK JOINT	-	2	-----	L3,X3,XC3
70	91570-ZV5-000	COLLAR, DISTANCE, 6X10X43.5 ..	-	3	-----	L3,X3,XC3



F-15

REMOTE CONTROL

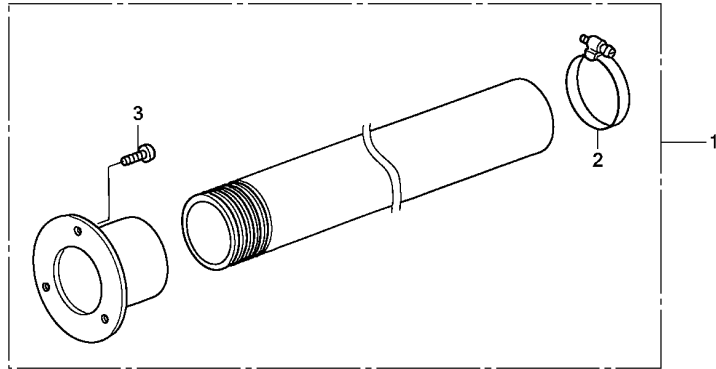


Ref. No.	Part No.	Description	Reqd. QTY		Serial No.	Parts catalogue code
			BF 135 AK2	BF 150 AK2		
71	92101-05016-4J	BOLT, HEX., 5X16	-	1	-----	L3,X3,XC3
72	93500-05010-4J	SCREW, PAN, 5X10	-	2	-----	L3,X3,XC3
73	93901-250J0	SCREW, TAPPING, 5X8	-	2	-----	L3,X3,XC3
74	93901-251J0	SCREW, TAPPING, 5X10	-	3	-----	L3,X3,XC3
75	93901-252J0	SCREW, TAPPING, 5X12	-	1	-----	L3,X3,XC3
76	93903-262J0	SCREW, TAPPING, 6X16	-	2	-----	L3,X3,XC3
77	93905-255J0	SCREW, TAPPING, 5X25	-	7	-----	L3,X3,XC3
78	94001-06490-0S	NUT, HEX., 6MM	-	1	-----	L3,X3,XC3
79	94002-05490-0S	NUT, HEX., 5MM	-	1	-----	L3,X3,XC3
80	94540-03029	E-RING, 3MM	-	1	-----	L3,X3,XC3
81	94540-04029	E-RING, 4MM	-	1	-----	L3,X3,XC3
82	94540-07029	E-RING, 7MM	-	1	-----	L3,X3,XC3

3

FOP-1

RIGGING HOSE KIT



ZY5EY0100

Ref. No.	L.O.N.	(Relative ref. Number)	Description	F.R.T.
----------	--------	------------------------	-------------	--------

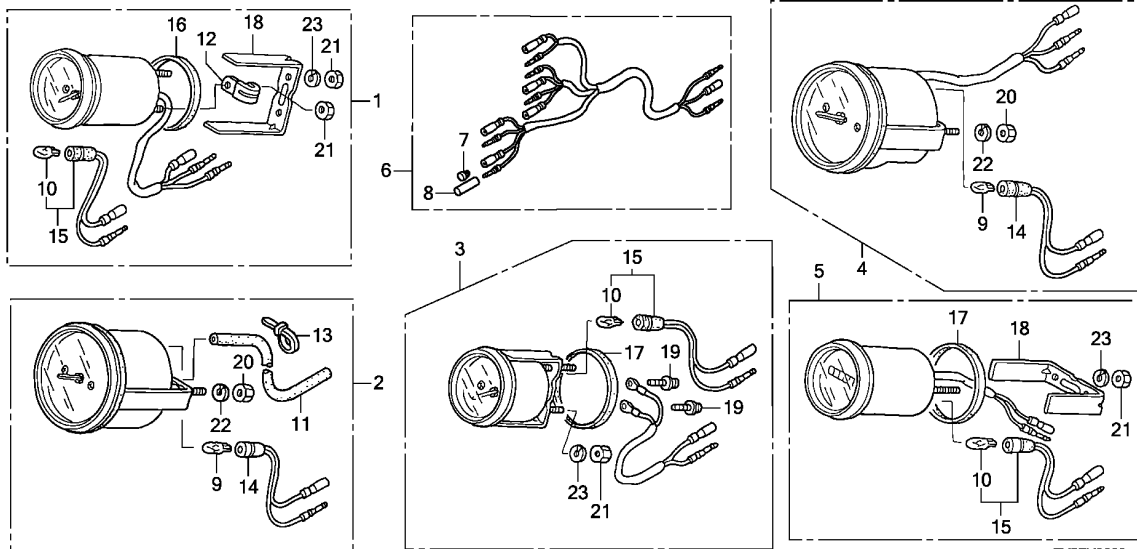
NO INFORMATION

Ref. No.	Part No.	Description	Reqd. QTY		Serial No.	Parts catalogue code
			BF 135 AK2	BF 150 AK2		
1	06177-ZY3-U02	HOSE KIT, RIGGING	(1)	(1)		
2	17748-ZY3-U01	CLAMP	(1)	(1)		
3	17749-ZY3-U01	SCREW, TAPPING	(3)	(3)		



FOP-2

METER(1)



Ref. L.O.N. (Relative ref. Number) F.R.T.
No. Description

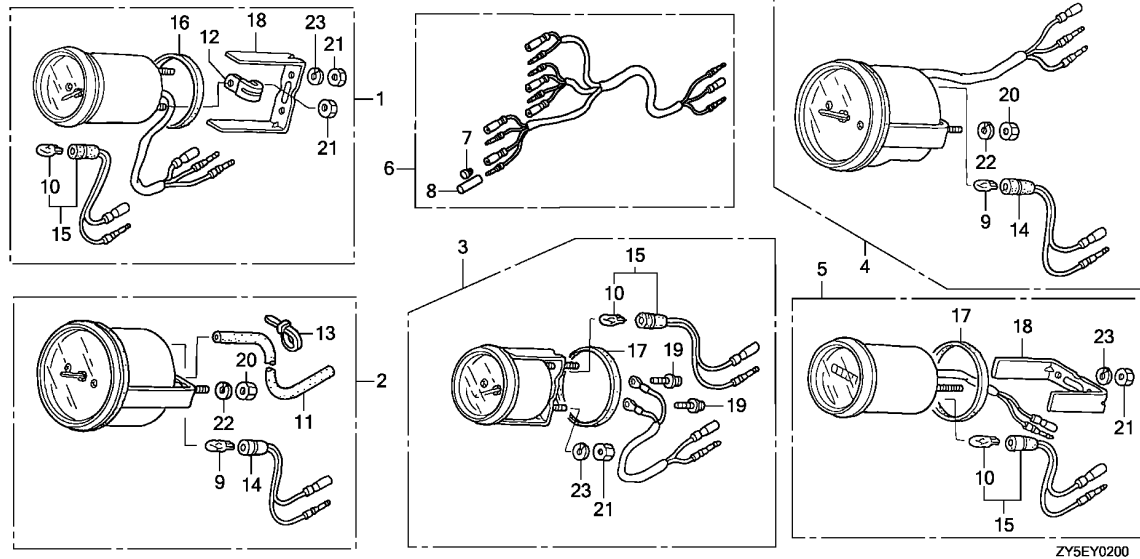
NO INFORMATION

ZY5EY0200

Ref. No.	Part No.	Description	Reqd. QTY		Serial No.	Parts catalogue code
			BF 135 AK2	BF 150 AK2		
1	06372-ZW5-U01	METER KIT, TRIM	(1)	(1)		
	06372-ZW5-U11	METER KIT, TRIM(B)	(1)	(1)		
2	06373-ZW5-U01	SPEEDOMETER KIT	(1)	(1)		
	06373-ZW5-U11	SPEEDOMETER KIT(B)	(1)	(1)		
3	06374-ZW5-U00	METER KIT, VOLT	(1)	(1)		
	06374-ZW5-U10	METER KIT, VOLT(B)	(1)	(1)		
4	06375-ZW5-U01	METER KIT, TACHO	(1)	(1)		
	06375-ZW5-U11	METER KIT, TACHO(B)	(1)	(1)		
5	06397-ZW5-U00	METER KIT, HOUR	(1)	(1)		
	06397-ZW5-U10	METER KIT, HOUR(B)	(1)	(1)		
6	32550-ZW5-U00	HARNESS ASSY., METER(B)	(1)	(1)		
7	32823-ZV5-003	PLUG, INNER CONNECTOR	(5)	(5)		
8	32824-ZV5-003	PLUG, OUTER CONNECTOR	(5)	(5)		
9	34908-MB9-871	BULB, WEDGE BASE(T10) (12V 1.7W)(STANLEY)	(2)	(2)		
10	34908-MG9-951	BULB, WEDGE BASE(12V 1.7W) ..	(3)	(3)		
11	37202-ZW5-U01	TUBE, SPEED METER(4X7X8000) ..	(1)	(1)		
12	37215-KM1-670	CLAMP	(1)	(6)		
13	37226-MZ5-008	BAND, SELF LOCK	(1)	(1)		
14	37258-ZV5-U01	SOCKET COMP.	(2)	(2)		
15	37258-ZW5-U01	SOCKET COMP.	(3)	(3)		
16	37263-ZV5-821	PACKING	(1)	(1)		
17	37264-ZV5-821	PACKING	(2)	(2)		
18	37266-ZV5-821	BRACKET	(2)	(2)		
19	37305-KE5-008	SCREW-WASHER, 3X22	(2)	(2)		
20	90309-ZV5-821	NUT, HEX., 5MM	(4)	(4)		

FOP-2

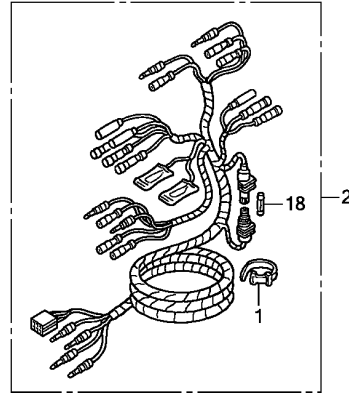
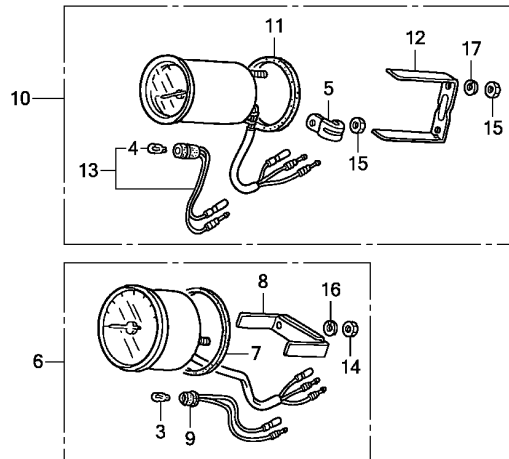
METER(1)



Ref. No.	Part No.	Description	Reqd. QTY		Serial No.	Parts catalogue code
			BF 135 AK2	BF 150 AK2		
21	90310-ZV5-821	NUT, HEX., 4MM	(7)	(7)		
22	90550-ZV5-821	WASHER, SPRING, 5MM	(4)	(4)		
23	90560-ZV5-821	WASHER, SPRING, 4MM	(6)	(6)		

FOP-2-1

METER(2)



ZY6EY0201A

Ref. L.O.N. (Relative ref. Number) F.R.T.
No. Description

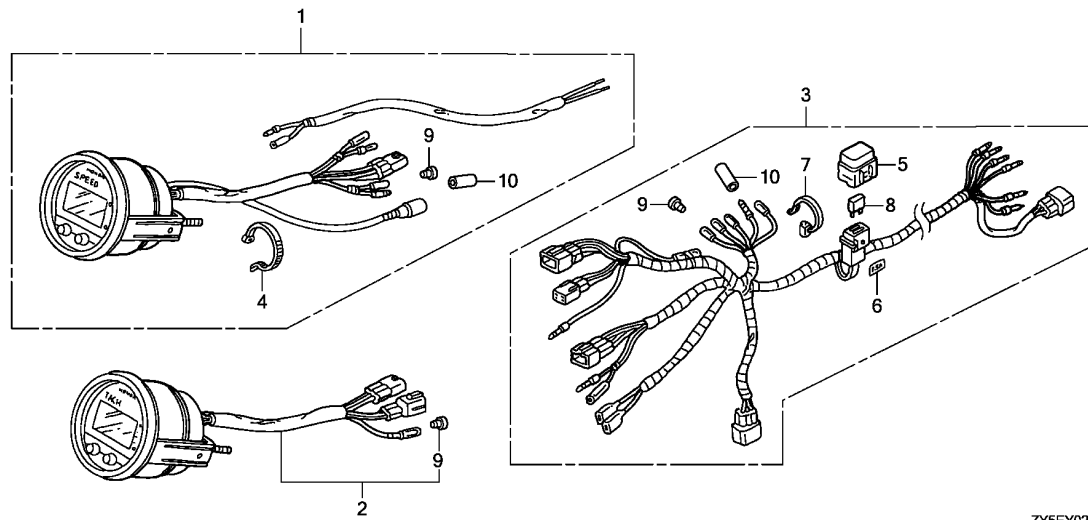
NO INFORMATION

3

Ref. No.	Part No.	Description	Reqd. QTY		Serial No.	Parts catalogue code
			BF 135 AK2	BF 150 AK2		
1	32161-404-000	BAND B1, WIRE	(1)	(1)	-----	LCU,LD,LU,XCD,XCU,XD,XU
2	32540-ZZ3-000	HARNESS ASSY., METER(A)	(1)	(1)	-----	LCU,LD,LU,XCD,XCU,XD,XU
3	34908-MB9-871	BULB, WEDGE BASE(T10) (12V 1.7W)(STANLEY)	(1)	(1)	-----	LCU,LD,LU,XCD,XCU,XD,XU
4	34908-MG9-951	BULB, WEDGE BASE(12V 1.7W) ..	(1)	(1)	-----	LCU,LD,LU,XCD,XCU,XD,XU
5	37215-KM1-670	CLAMP	(1)	(1)	-----	LCU,LD,LU,XCD,XCU,XD,XU
6	37250-ZV7-913	TACHOMETER ASSY.	(1)	(1)	-----	LCU,LD,LU,XCD,XCU,XD,XU
7	37253-ZV5-821	PACKING	(1)	(1)	-----	LCU,LD,LU,XCD,XCU,XD,XU
8	37256-ZV5-821	BRACKET	(1)	(1)	-----	LCU,LD,LU,XCD,XCU,XD,XU
9	37258-ZV5-821	SOCKET COMP.	(1)	(1)	-----	LCU,LD,LU,XCD,XCU,XD,XU
10	37260-ZV5-822	METER ASSY., TRIM	(1)	(1)	-----	LCU,LD,LU,XCD,XCU,XD,XU
11	37263-ZV5-821	PACKING	(1)	(1)	-----	LCU,LD,LU,XCD,XCU,XD,XU
12	37266-ZV5-821	BRACKET	(1)	(1)	-----	LCU,LD,LU,XCD,XCU,XD,XU
13	37268-ZV5-821	SOCKET COMP.	(1)	(1)	-----	LCU,LD,LU,XCD,XCU,XD,XU
14	90309-ZV5-821	NUT, HEX., 5MM	(2)	(2)	-----	LCU,LD,LU,XCD,XCU,XD,XU
15	90310-ZV5-821	NUT, HEX., 4MM	(3)	(3)	-----	LCU,LD,LU,XCD,XCU,XD,XU
16	90550-ZV5-821	WASHER, SPRING, 5MM	(2)	(2)	-----	LCU,LD,LU,XCD,XCU,XD,XU
17	90560-ZV5-821	WASHER, SPRING, 4MM	(2)	(2)	-----	LCU,LD,LU,XCD,XCU,XD,XU
18	98200-11000	FUSE A(10A)	(1)	(1)	-----	LCU,LD,LU,XCD,XCU,XD,XU

FOP-2-2

METER(3)



ZY5EY0202A

Ref. L.O.N. (Relative ref. Number) F.R.T.
No. Description


NO INFORMATION

Ref. No.	Part No.	Description	Reqd. QTY		Serial No.	Parts catalogue code
			BF 135 AK2	BF 150 AK2		
1	06373-ZY3-801	SPEEDOMETER KIT(DIGITAL)(USA)	(1)	(1)	-----	LCU,LD,LU,XCD,XCU,XD,XU
2	06375-ZY3-812	METER KIT, TACHO(DIGITAL) (USE FOR 32540-ZY3-802)	(1)	(1)	-----	LCU,LD,LU,XCD,XCU,XD,XU
3	32540-ZZ3-740	HARNESS ASSY., METER(A) (DIGITAL)	(1)	(1)	-----	LCU,LD,LU,XCD,XCU,XD,XU
4	35701-MG9-950	BAND(BLACK 3.5X140)	(3)	(3)	-----	LCU,LD,LU,XCD,XCU,XD,XU
5	38216-ZY3-801	COVER ASSY., FUSE(7.5A)	(1)	(1)	-----	LCU,LD,LU,XCD,XCU,XD,XU
6	87117-ZY3-800	MARK, FUSE(7.5A)	(1)	(1)	-----	LCU,LD,LU,XCD,XCU,XD,XU
7	90650-ZY1-003	TIE, CABLE	(1)	(1)	-----	LCU,LD,LU,XCD,XCU,XD,XU
8	98200-30750	FUSE, BLADE(7.5A)	(2)	(2)	-----	LCU,LD,LU,XCD,XCU,XD,XU
9	32823-ZV5-003	PLUG, INNER CONNECTOR	(9)	(9)	-----	LCU,LD,LU,XCD,XCU,XD,XU
10	32824-ZV5-003	PLUG, OUTER CONNECTOR	(4)	(4)	-----	LCU,LD,LU,XCD,XCU,XD,XU



FOP-3

ENGINE COVER



ZY6EY0300

Ref. No.	L.O.N.	(Relative ref. Number) Description	F.R.T.
----------	--------	---------------------------------------	--------

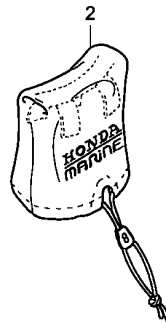
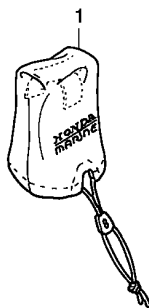
NO INFORMATION

Ref. No.	Part No.	Description	Reqd. QTY		Serial No.	Parts catalogue code
			BF 135 AK2	BF 150 AK2		
1	88163-ZY6-U00	COVER, ENGINE	(1)	(1)		

3

FOP-4

REMOTE CONTROL COVER KIT



ZY5EY0400

Ref. L.O.N. (Relative ref. Number) F.R.T.
No. Description

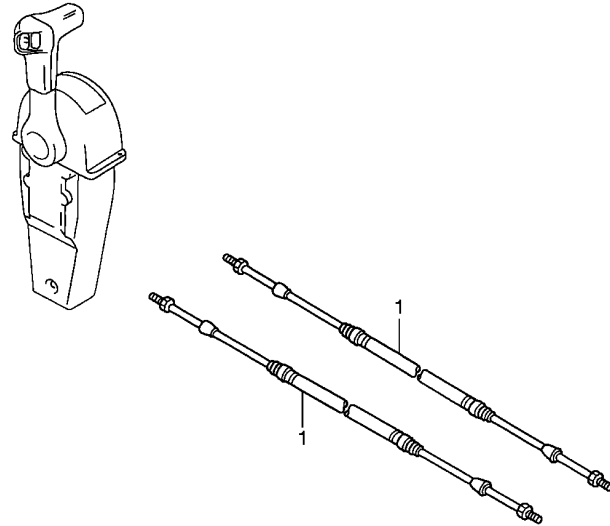
NO INFORMATION

Ref. No.	Part No.	Description	Reqd. QTY		Serial No.	Parts catalogue code
			BF 135 AK2	BF 150 AK2		
1	06881-ZW5-U01	COVER KIT, REMOTE CONTROL BOX (TOP MOUNT SINGLE)	(1)	(1)		
2	06881-ZW5-U11	COVER KIT, REMOTE CONTROL BOX (TOP MOUNT DUAL)	(1)	(1)		

3

FOP-5

CABLE(SINGLE)



ZY6EY0500

Ref. L.O.N. (Relative ref. Number) F.R.T.
No. Description

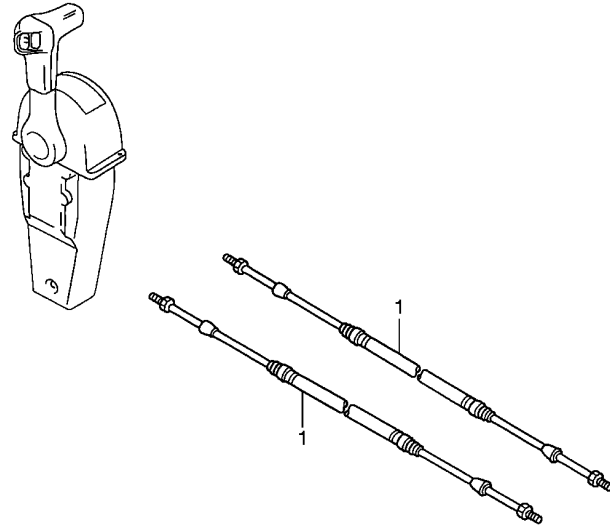
NO INFORMATION

3

Ref. No.	Part No.	Description	Reqd. QTY		Serial No.	Parts catalogue code
			BF 135 AK2	BF 150 AK2		
1	24911-ZW7-U01	CABLE ASSY., PUSH-PULL (33C-5FT)	(2)	(2)		
	24912-ZW7-U01	CABLE ASSY., PUSH-PULL (33C-6FT)	(2)	(2)		
	24913-ZW7-U01	CABLE ASSY., PUSH-PULL (33C-7FT)	(2)	(2)		
	24914-ZW7-U01	CABLE ASSY., PUSH-PULL (33C-8FT)	(2)	(2)		
	24915-ZW7-U01	CABLE ASSY., PUSH-PULL (33C-9FT)	(2)	(2)		
	24916-ZW7-U01	CABLE ASSY., PUSH-PULL (33C-10FT)	(2)	(2)		
	24917-ZW7-U01	CABLE ASSY., PUSH-PULL (33C-11FT)	(2)	(2)		
	24918-ZW7-U01	CABLE ASSY., PUSH-PULL (33C-12FT)	(2)	(2)		
	24919-ZW7-U01	CABLE ASSY., PUSH-PULL (33C-13FT)	(2)	(2)		
	24920-ZW7-U01	CABLE ASSY., PUSH-PULL (33C-14FT)	(2)	(2)		
	24921-ZW7-U01	CABLE ASSY., PUSH-PULL (33C-15FT)	(2)	(2)		
	24922-ZW7-U01	CABLE ASSY., PUSH-PULL (33C-16FT)	(2)	(2)		
	24923-ZW7-U01	CABLE ASSY., PUSH-PULL (33C-17FT)	(2)	(2)		
	24924-ZW7-U01	CABLE ASSY., PUSH-PULL (33C-18FT)	(2)	(2)		

FOP-5

CABLE(SINGLE)

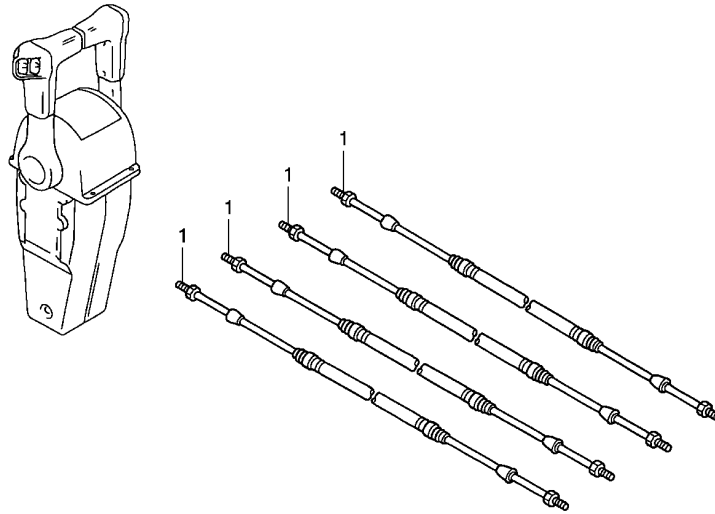


ZY6EY0500

Ref. No.	Part No.	Description	Reqd. QTY		Serial No.	Parts catalogue code
			BF 135 AK2	BF 150 AK2		
(1)	24925-ZW7-U01	CABLE ASSY., PUSH-PULL (33C-19FT)	(2)	(2)		
	24926-ZW7-U01	CABLE ASSY., PUSH-PULL (33C-20FT)	(2)	(2)		
	24927-ZW7-U01	CABLE ASSY., PUSH-PULL (33C-21FT)	(2)	(2)		
	24928-ZW7-U01	CABLE ASSY., PUSH-PULL (33C-22FT)	(2)	(2)		
	24929-ZW7-U01	CABLE ASSY., PUSH-PULL (33C-23FT)	(2)	(2)		
	24930-ZW7-U01	CABLE ASSY., PUSH-PULL (33C-24FT)	(2)	(2)		
	24931-ZW7-U01	CABLE ASSY., PUSH-PULL (33C-25FT)	(2)	(2)		
	24932-ZW7-U01	CABLE ASSY., PUSH-PULL (33C-26FT)	(2)	(2)		
	24933-ZW7-U01	CABLE ASSY., PUSH-PULL (33C-27FT)	(2)	(2)		
	24934-ZW7-U01	CABLE ASSY., PUSH-PULL (33C-28FT)	(2)	(2)		
	24935-ZW7-U01	CABLE ASSY., PUSH-PULL (33C-29FT)	(2)	(2)		
	24936-ZW7-U01	CABLE ASSY., PUSH-PULL (33C-30FT)	(2)	(2)		
	24937-ZW7-U01	CABLE ASSY., PUSH-PULL (33C-31FT)	(2)	(2)		
	24938-ZW7-U01	CABLE ASSY., PUSH-PULL (33C-32FT)	(2)	(2)		

FOP-5-1

CABLE(DUAL)



ZY5EY0501

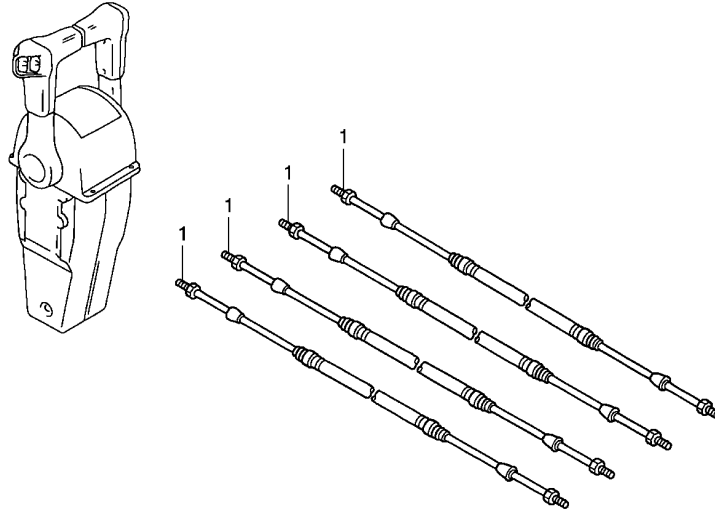
Ref. L.O.N. (Relative ref. Number) F.R.T.
No. Description

NO INFORMATION

Ref. No.	Part No.	Description	Reqd. QTY		Serial No.	Parts catalogue code
			BF 135 AK2	BF 150 AK2		
1	24911-ZW7-U01	CABLE ASSY., PUSH-PULL (33C-5FT)	(4)	(4)		
	24912-ZW7-U01	CABLE ASSY., PUSH-PULL (33C-6FT)	(4)	(4)		
	24913-ZW7-U01	CABLE ASSY., PUSH-PULL (33C-7FT)	(4)	(4)		
	24914-ZW7-U01	CABLE ASSY., PUSH-PULL (33C-8FT)	(4)	(4)		
	24915-ZW7-U01	CABLE ASSY., PUSH-PULL (33C-9FT)	(4)	(4)		
	24916-ZW7-U01	CABLE ASSY., PUSH-PULL (33C-10FT)	(4)	(4)		
	24917-ZW7-U01	CABLE ASSY., PUSH-PULL (33C-11FT)	(4)	(4)		
	24918-ZW7-U01	CABLE ASSY., PUSH-PULL (33C-12FT)	(4)	(4)		
	24919-ZW7-U01	CABLE ASSY., PUSH-PULL (33C-13FT)	(4)	(4)		
	24920-ZW7-U01	CABLE ASSY., PUSH-PULL (33C-14FT)	(4)	(4)		
	24921-ZW7-U01	CABLE ASSY., PUSH-PULL (33C-15FT)	(4)	(4)		
	24922-ZW7-U01	CABLE ASSY., PUSH-PULL (33C-16FT)	(4)	(4)		
	24923-ZW7-U01	CABLE ASSY., PUSH-PULL (33C-17FT)	(4)	(4)		
	24924-ZW7-U01	CABLE ASSY., PUSH-PULL (33C-18FT)	(4)	(4)		

FOP-5-1

CABLE(DUAL)

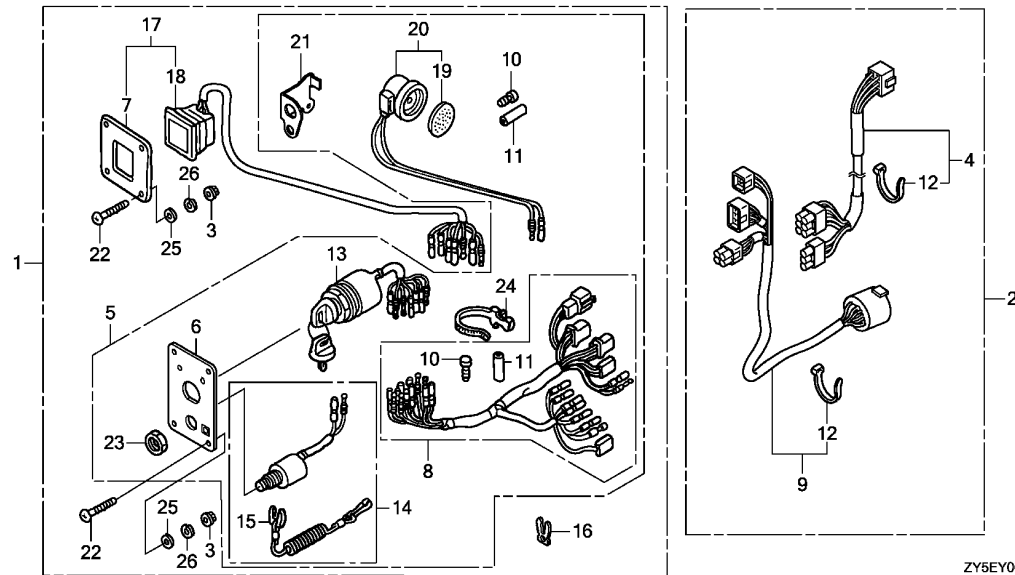


ZY5EY0501

Ref. No.	Part No.	Description	Reqd. QTY		Serial No.	Parts catalogue code
			BF 135 AK2	BF 150 AK2		
(1)	24925-ZW7-U01	CABLE ASSY., PUSH-PULL (33C-19FT)	(4)	(4)		
	24926-ZW7-U01	CABLE ASSY., PUSH-PULL (33C-20FT)	(4)	(4)		
	24927-ZW7-U01	CABLE ASSY., PUSH-PULL (33C-21FT)	(4)	(4)		
	24928-ZW7-U01	CABLE ASSY., PUSH-PULL (33C-22FT)	(4)	(4)		
	24929-ZW7-U01	CABLE ASSY., PUSH-PULL (33C-23FT)	(4)	(4)		
	24930-ZW7-U01	CABLE ASSY., PUSH-PULL (33C-24FT)	(4)	(4)		
	24931-ZW7-U01	CABLE ASSY., PUSH-PULL (33C-25FT)	(4)	(4)		
	24932-ZW7-U01	CABLE ASSY., PUSH-PULL (33C-26FT)	(4)	(4)		
	24933-ZW7-U01	CABLE ASSY., PUSH-PULL (33C-27FT)	(4)	(4)		
	24934-ZW7-U01	CABLE ASSY., PUSH-PULL (33C-28FT)	(4)	(4)		
	24935-ZW7-U01	CABLE ASSY., PUSH-PULL (33C-29FT)	(4)	(4)		
	24936-ZW7-U01	CABLE ASSY., PUSH-PULL (33C-30FT)	(4)	(4)		
	24937-ZW7-U01	CABLE ASSY., PUSH-PULL (33C-31FT)	(4)	(4)		
	24938-ZW7-U01	CABLE ASSY., PUSH-PULL (33C-32FT)	(4)	(4)		

FOP-6

CONTROL PANEL(1)



ZY6EY0600

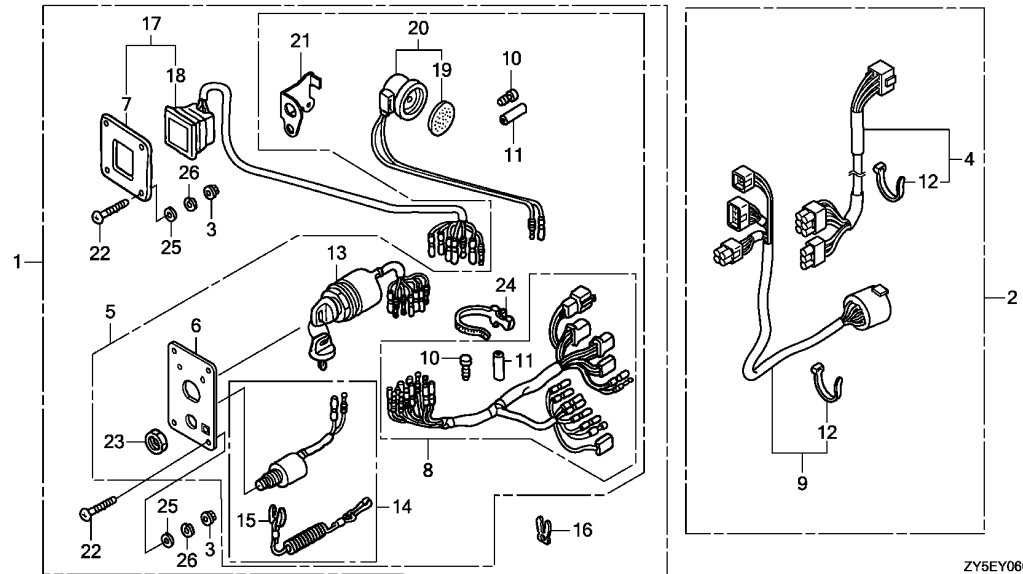
Ref. L.O.N. (Relative ref. Number) F.R.T.
No. Description

NO INFORMATION

Ref. No.	Part No.	Description	Reqd. QTY		Serial No.	Parts catalogue code
			BF 135 AK2	BF 150 AK2		
1	06323-ZZ5-664	PANEL KIT, SWITCH(B) (4-LED) -	(1)	(1)	-----	L3,LD,X3,XC3,XCD,XD
	06323-ZZ5-793	(1)	(1)	-----	LCU,LU,XCU,XU
2	06325-ZZ5-600	CABLE SET, PANEL INDICATOR (20FT)	(1)	(1)		
	06325-ZZ5-700	CABLE SET, PANEL INDICATOR (25FT)	(1)	(1)		
	06325-ZZ5-800	CABLE SET, PANEL INDICATOR (30FT)	(1)	(1)		
3	18334-MT8-770	NUT, FLANGE, 5MM	(8)	(8)		
4	32185-ZZ5-600	CORD ASSY., INDICATOR(20FT) -	(1)	(1)		
	32185-ZZ5-700	CORD ASSY., INDICATOR(25FT) -	(1)	(1)		
	32185-ZZ5-800	CORD ASSY., INDICATOR(30FT) -	(1)	(1)		
5	32341-ZZ5-763	PANEL ASSY., SWITCH	(1)	(1)	-----	L3,LD,X3,XC3,XCD,XD
	32341-ZZ5-792	(1)	(1)	-----	LCU,LU,XCU,XU
6	32346-ZZ5-761	PANEL, CONTROL	(1)	(1)	-----	L3,LD,X3,XC3,XCD,XD
	32346-ZZ5-791	(1)	(1)	-----	LCU,LU,XCU,XU
7	32347-ZZ5-761	PANEL, CONTROL	(1)	(1)		
8	32545-ZZ5-000	HARNESS ASSY., SWITCH PANEL -	(1)	(1)		
9	32580-ZZ5-600	CABLE ASSY., SWITCH PANEL (20FT)	(1)	(1)		
	32580-ZZ5-700	CABLE ASSY., SWITCH PANEL (25FT)	(1)	(1)		
	32580-ZZ5-800	CABLE ASSY., SWITCH PANEL (30FT)	(1)	(1)		
10	32823-ZV5-003	PLUG, INNER CONNECTOR	(8)	(8)		
11	32824-ZV5-003	PLUG, OUTER CONNECTOR	(3)	(3)		
12	32901-952-770	TIE, CABLE(NATURAL)(2.4X92) -	(6)	(6)		

FOP-6

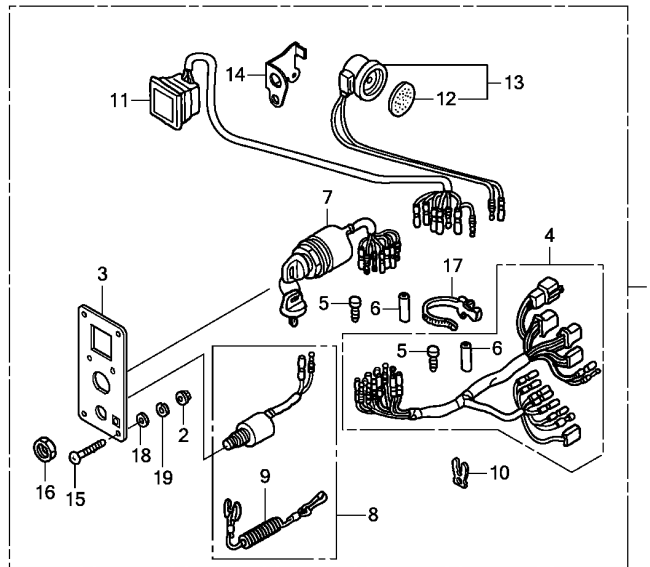
CONTROL PANEL(1)



Ref. No.	Part No.	Description	Reqd. QTY		Serial No.	Parts catalogue code
			BF 135 AK2	BF 150 AK2		
13	35100-ZV5-013	SWITCH ASSY., COMBINATION ...	(1)	(1)		
14	36180-ZV5-033	SWITCH ASSY., EMERGENCY STOP	(1)	(1)		
15	36182-ZV4-651	CORD COMP., EMERGENCY	(1)	(1)		
16	36187-ZV4-652	CLIP, EMERGENCY LOCK	(1)	(1)		
17	37205-ZZ5-762	PANEL ASSY., INDICATOR(4-LED)	(1)	(1)		
18	37210-ZZ5-762	LAMP ASSY., INDICATION(4-LED)	(1)	(1)		
19	38403-341-672	PLATE, WINKER BUZZER	(1)	(1)		
20	38410-ZV5-003	BUZZER COMP., WARNING	(1)	(1)		
21	38414-ZZ5-003	BRACKET, BUZZER	(1)	(1)		
22	90109-ZW5-000	SCREW, PAN, 5X40	(8)	(8)		
23	90302-921-000	NUT, HEX., 16MM	(1)	(1)		
24	90649-SC2-003	BAND, WIRE HARNESS(NATURAL)	(1)	(1)		
		(150MM)	(1)	(1)		
25	94103-05400	WASHER, PLAIN, 5MM	(8)	(8)		
26	94111-05400	WASHER, SPRING, 5MM	(8)	(8)		

FOP-6-1

CONTROL PANEL(2)



ZY5EY0601

Ref. L.O.N. (Relative ref. Number) F.R.T.
No. Description

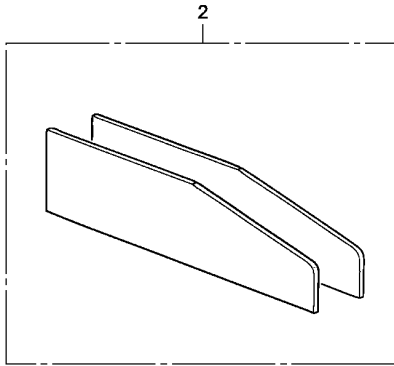
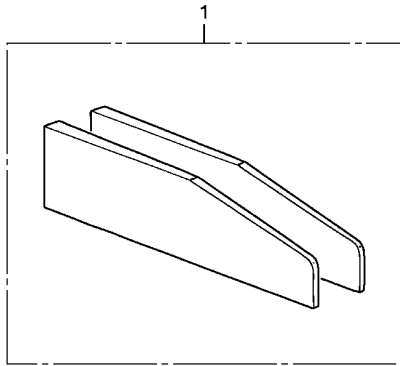
NO INFORMATION

3

Ref. No.	Part No.	Description	Reqd. QTY		Serial No.	Parts catalogue code
			BF 135 AK2	BF 150 AK2		
1	06323-ZZ5-764	PANEL KIT, SWITCH(4-LED)	(1)	(1)	-----	L3,LD,X3,XC3,XCD,XD
	06323-ZZ5-783	(1)	(1)	-----	LCU,LU,XCU,XU
2	18334-MT8-770	NUT, FLANGE, 5MM	(4)	(4)		
3	32346-ZZ5-003	PANEL, CONTROL	(1)	(1)	-----	L3,LD,X3,XC3,XCD,XD
	32346-ZZ5-781	(1)	(1)	-----	LCU,LU,XCU,XU
4	32545-ZZ5-000	HARNESS ASSY., SWITCH PANEL	(1)	(1)		
5	32823-ZV5-003	PLUG, INNER CONNECTOR	(8)	(8)		
6	32824-ZV5-003	PLUG, OUTER CONNECTOR	(3)	(3)		
7	35100-ZV5-013	SWITCH ASSY., COMBINATION ...	(1)	(1)		
8	36180-ZV5-033	SWITCH ASSY., EMERGENCY STOP	(1)	(1)		
9	36182-ZV4-651	CORD COMP., EMERGENCY	(1)	(1)		
10	36187-ZV4-652	CLIP, EMERGENCY LOCK	(1)	(1)		
11	37210-ZZ5-712	LAMP ASSY., INDICATION(4-LED)	(1)	(1)		
12	38403-341-672	PLATE, WINKER BUZZER	(1)	(1)		
13	38410-ZV5-003	BUZZER COMP., WARNING	(1)	(1)		
14	38414-ZZ5-003	BRACKET, BUZZER	(1)	(1)		
15	90109-ZW5-000	SCREW, PAN, 5X40	(4)	(4)		
16	90302-921-000	NUT, HEX., 16MM	(1)	(1)		
17	90649-SC2-003	BAND, WIRE HARNESS(NATURAL)	(1)	(1)		
		(150MM)	(1)	(1)		
18	94103-05400	WASHER, PLAIN, 5MM	(4)	(4)		
19	94111-05400	WASHER, SPRING, 5MM	(4)	(4)		

FOP-7

TRIM ADJUST PLATE SET



ZY6EY0700

Ref. No.	L.O.N.	(Relative ref. Number) Description	F.R.T.
----------	--------	---------------------------------------	--------

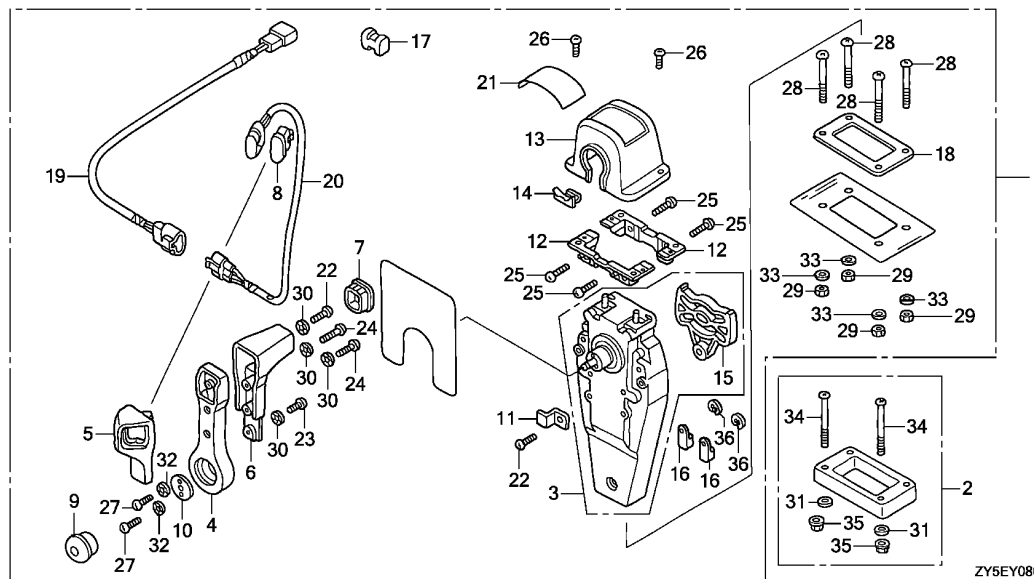
NO INFORMATION

Ref. No.	Part No.	Description	Reqd. QTY		Serial No.	Parts catalogue code
			BF 135 AK2	BF 150 AK2		
1	50388-ZY3-U00	PLATE SET, TRIM ADJUST (15MM TAPER)	(1)	(1)		
2	50388-ZY3-U10	PLATE SET, TRANSOM(5.5MM FLAT)	(1)	(1)		

3

FOP-8

REMOTE CONTROL(TOP MOUNT SINGLE TYPE)(RIGHT)



Ref. No.	L.O.N.	(Relative ref. Number) Description	F.R.T.
2	6221L9	SPACER, REMOTE CONTROL BOX (TOP MOUNT)	0.1
3	6221C0	HOUSING, INNER(TOP MOUNT)	0.3
12	6221L8	BRACKET, REMOTE CONTROL HOUSING(TOP MOUNT)	0.1
13	6221L6	HOUSING, REMOTE CONTROL BOX (TOP MOUNT)	0.1
19	6111G9	SUB HARNESS, POWER TRIM-TILT (TOP MOUNT)	0.1
20	6161E0	SWITCH, POWER TRIM-TILT (TOP MOUNT)	0.2

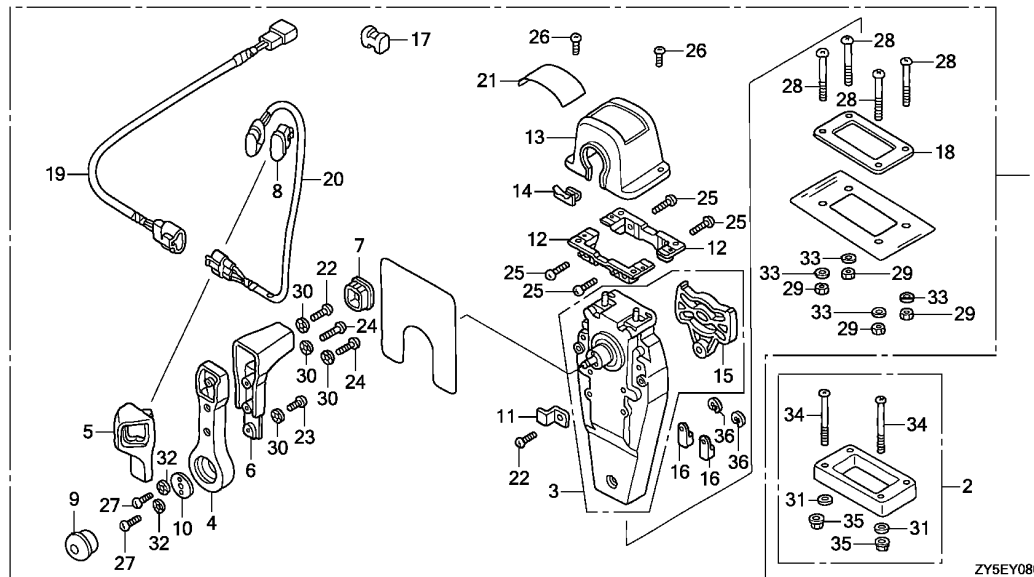
ZY6EY0800

3

Ref. No.	Part No.	Description	Reqd. QTY		Serial No.	Parts catalogue code
			BF 135 AK2	BF 150 AK2		
1	06240-ZW5-U00	BOX KIT, REMOTE CONTROL (TOP MOUNT SINGLE)(R.)	(1)	(1)		
2	06241-ZW5-U00	SPACER KIT, REMOTE CONTROL BOX (TOP MOUNT SINGLE)	(1)	(1)		
3	24810-ZW5-U01	HOUSING ASSY., L. INNER (TOP MOUNT)	(1)	(1)		
4	24811-ZW5-U01	HANDLE, REMOTE CONTROL	(1)	(1)		
5	24812-ZW5-U01	COVER, L. GRIP	(1)	(1)		
6	24813-ZW5-U01	GRIP, REMOTE CONTROL HANDLE ..	(1)	(1)		
7	24814-ZW5-U01	CAP, GRIP	(1)	(1)		
8	24815-ZW5-U01	CAP, SWITCH	(1)	(1)		
9	24816-ZW5-U01	BUTTON, THROTTLE	(1)	(1)		
10	24817-ZW5-U01	PLATE, HANDLE	(1)	(1)		
11	24818-ZW5-U01	PLATE, CABLE CLAMP	(1)	(1)		
12	24819-ZW5-U01	BRACKET, REMOTE CONTROL HOUSING	(2)	(2)		
13	24820-ZW5-U01	HOUSING COMP., REMOTE CONTROL BOX	(1)	(1)		
14	24825-ZW5-U01	HOUSING, LEAD	(1)	(1)		
15	24826-ZW5-U01	PLATE, DWELL	(1)	(1)		
16	24831-ZW5-U01	TERMINAL, CABLE	(2)	(2)		
17	24832-ZW5-U01	SPACER, CABLE CLAMP	(1)	(1)		
18	24834-ZW5-U01	PACKING, SINGLE	(1)	(1)		
19	32530-ZW7-U00	SUB HARNESS ASSY., POWER TRIM-TILT(A)	(1)	(1)		

FOP-8

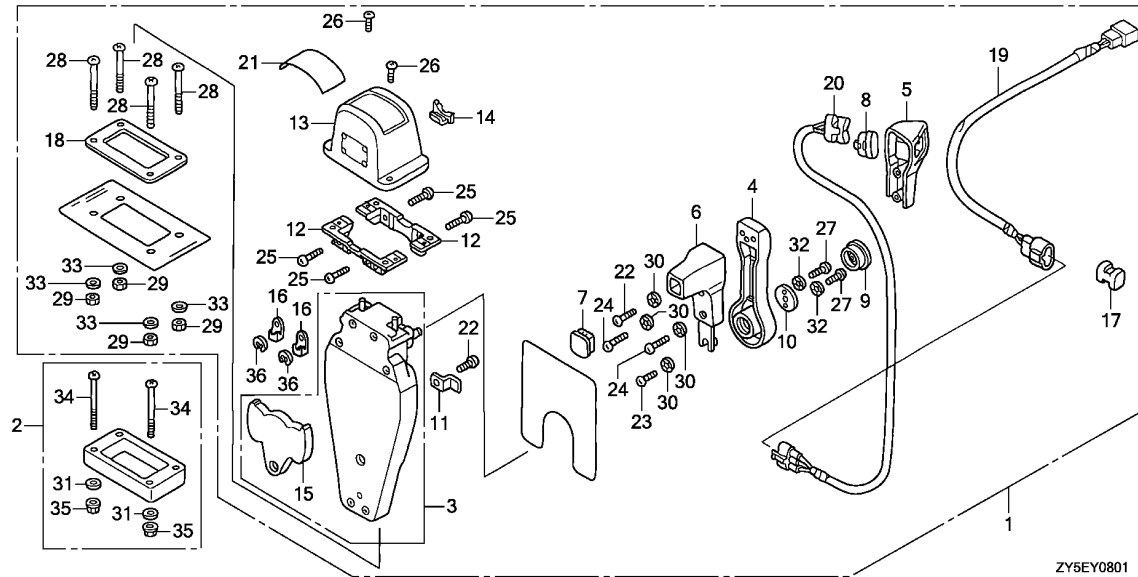
REMOTE CONTROL(TOP MOUNT SINGLE TYPE)(RIGHT)



Ref. No.	Part No.	Description	Reqd. QTY		Serial No.	Parts catalogue code
			BF 135 AK2	BF 150 AK2		
20	35370-ZW5-U02	SWITCH ASSY., POWER TRIM-TILT (A)	(1)	(1)		
21	87703-ZW5-U02	MARK, REMOTE CONTROL(SINGLE)	(1)	(1)		
22	90101-ZW5-U00	SCREW, PAN, 5X16	(2)	(2)		
23	90102-ZW5-U00	SCREW, PAN, 5X10	(1)	(1)		
24	90103-ZW5-U01	SCREW, PAN, 5X20	(2)	(2)		
25	90104-ZW5-U00	SCREW, PAN, 5X18	(4)	(4)		
26	90105-ZW5-U01	SCREW, PAN, 4X10	(2)	(2)		
27	90106-ZW5-U00	SCREW, PAN, 6X18	(2)	(2)		
28	90107-ZW5-U00	SCREW, PAN, 5X40	(4)	(4)		
29	90301-ZW5-U00	NUT, HEX., 5MM	(4)	(4)		
30	90501-ZW5-U00	WASHER, LOCK, 5MM	(4)	(4)		
31	90502-ZV4-000	WASHER, PLAIN, 5MM	(4)	(4)		
32	90502-ZW5-U00	WASHER, LOCK, 6MM	(2)	(2)		
33	90503-ZW5-U00	WASHER, PLAIN, 5MM	(4)	(4)		
34	93500-05065-4J	SCREW, PAN, 5X65	(4)	(4)		
35	94001-05490-0S	NUT, HEX., 5MM	(4)	(4)		
36	94540-06029	E-RING, 6MM	(2)	(2)		

FOP-8-1

REMOTE CONTROL(TOP MOUNT SINGLE TYPE)(LEFT)



Ref. No.	L.O.N.	(Relative ref. Number) Description	F.R.T.
2	6221L9	SPACER, REMOTE CONTROL BOX (TOP MOUNT)	0.1
3	6221C0	HOUSING, INNER(TOP MOUNT)	0.3
12	6221L8	BRACKET, REMOTE CONTROL HOUSING(TOP MOUNT)	0.1
13	6221L6	HOUSING, REMOTE CONTROL BOX (TOP MOUNT)	0.1
19	6111G9	SUB HARNESS, POWER TRIM-TILT (TOP MOUNT)	0.1
20	6161E0	SWITCH, POWER TRIM-TILT (TOP MOUNT)	0.2

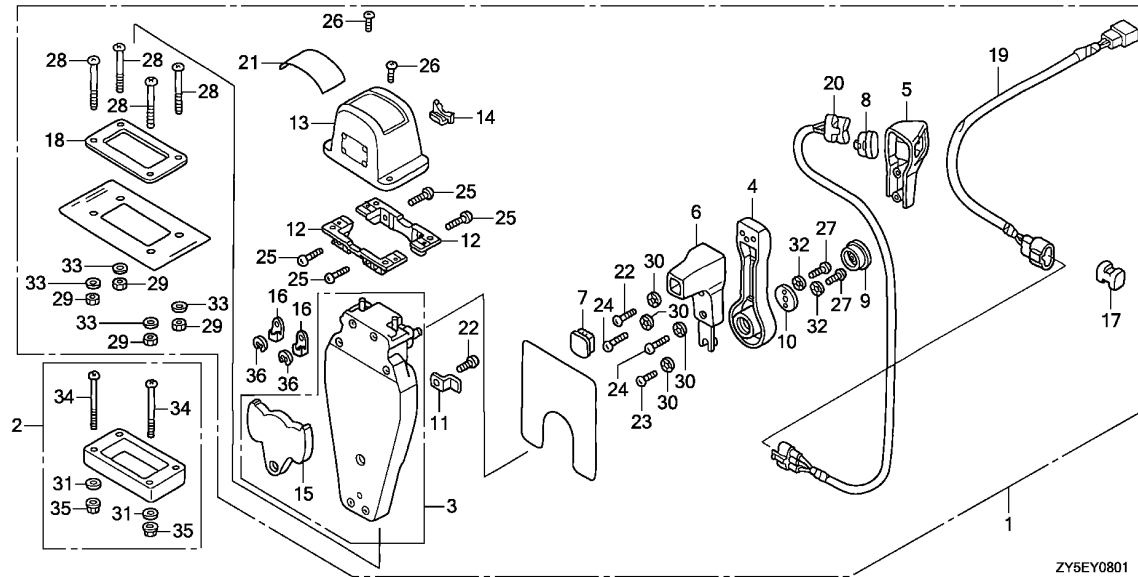
ZY5EY0801

3

Ref. No.	Part No.	Description	Reqd. QTY		Serial No.	Parts catalogue code
			BF 135 AK2	BF 150 AK2		
1	06240-ZW5-U10	BOX KIT, REMOTE CONTROL (TOP MOUNT SINGLE)(L.)	(1)	(1)		
2	06241-ZW5-U00	SPACER KIT, REMOTE CONTROL BOX (TOP MOUNT SINGLE)	(1)	(1)		
3	24810-ZW5-U11	HOUSING ASSY., R. INNER (TOP MOUNT)	(1)	(1)		
4	24811-ZW5-U01	HANDLE, REMOTE CONTROL	(1)	(1)		
5	24812-ZW5-U11	COVER, R. GRIP	(1)	(1)		
6	24813-ZW5-U01	GRIP, REMOTE CONTROL HANDLE ..	(1)	(1)		
7	24814-ZW5-U01	CAP, GRIP	(1)	(1)		
8	24815-ZW5-U01	CAP, SWITCH	(1)	(1)		
9	24816-ZW5-U01	BUTTON, THROTTLE	(1)	(1)		
10	24817-ZW5-U01	PLATE, HANDLE	(1)	(1)		
11	24818-ZW5-U01	PLATE, CABLE CLAMP	(1)	(1)		
12	24819-ZW5-U01	BRACKET, REMOTE CONTROL HOUSING	(2)	(2)		
13	24820-ZW5-U01	HOUSING COMP., REMOTE CONTROL BOX	(1)	(1)		
14	24825-ZW5-U01	HOUSING, LEAD	(1)	(1)		
15	24826-ZW5-U01	PLATE, DWELL	(1)	(1)		
16	24831-ZW5-U01	TERMINAL, CABLE	(2)	(2)		
17	24832-ZW5-U01	SPACER, CABLE CLAMP	(1)	(1)		
18	24834-ZW5-U01	PACKING, SINGLE	(1)	(1)		
19	32530-ZW7-U10	SUB HARNESS ASSY., POWER TRIM-TILT(B)	(1)	(1)		

FOP-8-1

REMOTE CONTROL(TOP MOUNT SINGLE TYPE)(LEFT)

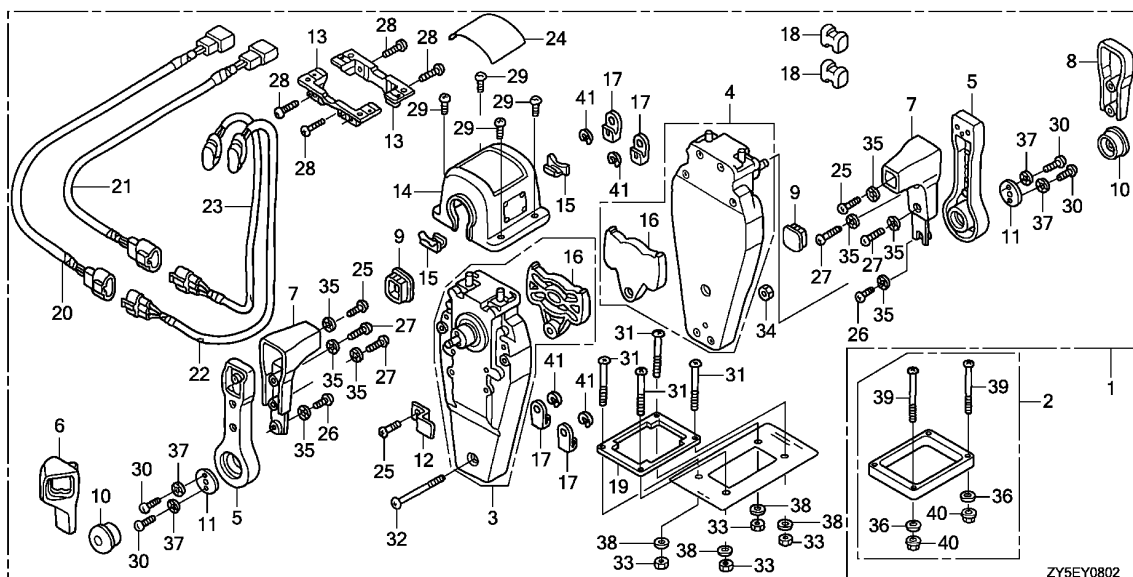


Ref. No.	Part No.	Description	Reqd. QTY		Serial No.	Parts catalogue code
			BF 135 AK2	BF 150 AK2		
20	35370-ZW5-U12	SWITCH ASSY., POWER TRIM-TILT (B)	(1)	(1)		
21	87703-ZW5-U02	MARK, REMOTE CONTROL(SINGLE)	(1)	(1)		
22	90101-ZW5-U00	SCREW, PAN, 5X16	(2)	(2)		
23	90102-ZW5-U00	SCREW, PAN, 5X10	(1)	(1)		
24	90103-ZW5-U01	SCREW, PAN, 5X20	(2)	(2)		
25	90104-ZW5-U00	SCREW, PAN, 5X18	(4)	(4)		
26	90105-ZW5-U01	SCREW, PAN, 4X10	(2)	(2)		
27	90106-ZW5-U00	SCREW, PAN, 6X18	(2)	(2)		
28	90107-ZW5-U00	SCREW, PAN, 5X40	(4)	(4)		
29	90301-ZW5-U00	NUT, HEX., 5MM	(4)	(4)		
30	90501-ZW5-U00	WASHER, LOCK, 5MM	(4)	(4)		
31	90502-ZV4-000	WASHER, PLAIN, 5MM	(4)	(4)		
32	90502-ZW5-U00	WASHER, LOCK, 6MM	(2)	(2)		
33	90503-ZW5-U00	WASHER, PLAIN, 5MM	(4)	(4)		
34	93500-05065-4J	SCREW, PAN, 5X65	(4)	(4)		
35	94001-05490-0S	NUT, HEX., 5MM	(4)	(4)		
36	94540-06029	E-RING, 6MM	(2)	(2)		



FOP-8-2

REMOTE CONTROL(TOP MOUNT DUAL TYPE)(RIGHT)



Ref. No.	L.O.N.	(Relative ref. Number) Description	F.R.T.
2	6221L2	SPACER, REMOTE CONTROL BOX (TOP MOUNT DUAL)	0.1
3	6221E9	HOUSING, INNER(TOP MOUNT DUAL) :LEFT	0.4
4	6221F0	HOUSING, INNER(TOP MOUNT DUAL) :RIGHT	0.4
13	6221M0	BRACKET, REMOTE CONTROL HOUSING(TOP MOUNT DUAL)	0.1
14	6221L7	HOUSING, REMOTE CONTROL BOX (TOP MOUNT DUAL)	0.1
20	6111H0	SUB HARNESS, POWER TRIM-TILT (TOP MOUNT DUAL)	0.1
22	6161E4	SWITCH, POWER TRIM-TILT (TOP MOUNT DUAL)	0.2

3

Ref. No.	Part No.	Description	Reqd. QTY		Serial No.	Parts catalogue code
			BF 135 AK2	BF 150 AK2		
1	06240-ZW5-U20	BOX KIT, REMOTE CONTROL (TOP MOUNT DUAL)(R.)	(1)	(1)		
2	06241-ZW5-U10	SPACER KIT, REMOTE CONTROL BOX (TOP MOUNT DUAL)	(1)	(1)		
3	24810-ZW5-U01	HOUSING ASSY., L. INNER (TOP MOUNT)	(1)	(1)		
4	24810-ZW5-U11	HOUSING ASSY., R. INNER (TOP MOUNT)	(1)	(1)		
5	24811-ZW5-U01	HANDLE, REMOTE CONTROL	(2)	(2)		
6	24812-ZW5-U01	COVER, L. GRIP	(1)	(1)		
7	24813-ZW5-U01	GRIP, REMOTE CONTROL HANDLE ..	(2)	(2)		
8	24813-ZW5-U21	COVER, DUAL GRIP	(1)	(1)		
9	24814-ZW5-U01	CAP, GRIP	(2)	(2)		
10	24816-ZW5-U01	BUTTON, THROTTLE	(2)	(2)		
11	24817-ZW5-U01	PLATE, HANDLE	(2)	(2)		
12	24818-ZW5-U01	PLATE, CABLE CLAMP	(1)	(1)		
13	24819-ZW5-U01	BRACKET, REMOTE CONTROL HOUSING	(2)	(2)		
14	24820-ZW5-U21	HOUSING COMP., DUAL REMOTE CONTROL BOX	(1)	(1)		
15	24825-ZW5-U01	HOUSING, LEAD	(2)	(2)		
16	24826-ZW5-U01	PLATE, DWELL	(2)	(2)		
17	24831-ZW5-U01	TERMINAL, CABLE	(4)	(4)		
18	24832-ZW5-U01	SPACER, CABLE CLAMP	(2)	(2)		
19	24834-ZW5-U21	PACKING, DUAL	(1)	(1)		

FOP-8-2

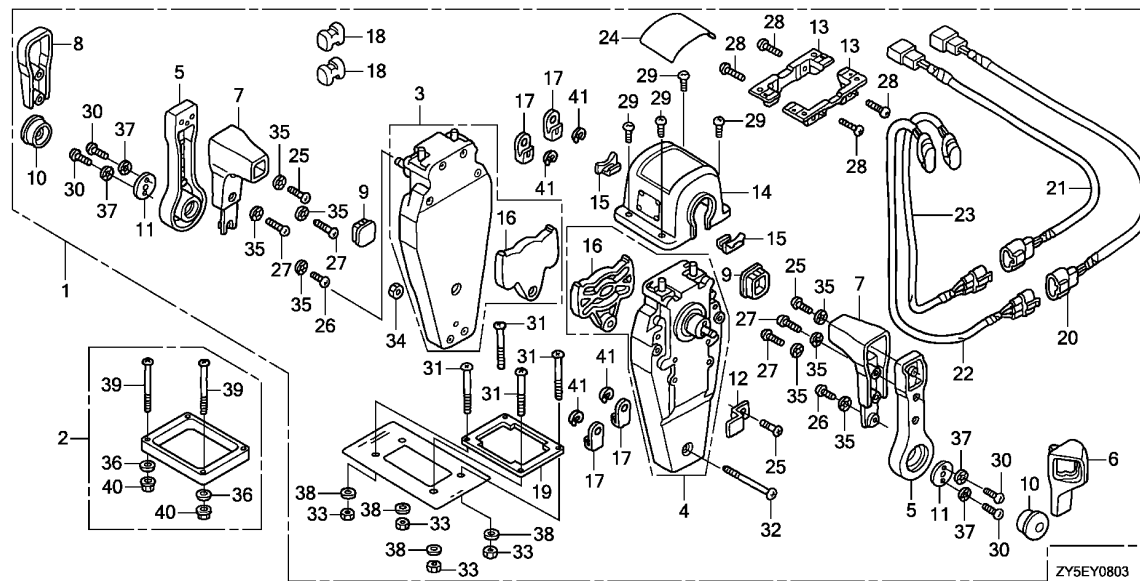
REMOTE CONTROL(TOP MOUNT DUAL TYPE)(RIGHT)

Ref. No.	Part No.	Description	Reqd. QTY		Serial No.	Parts catalogue code
			BF 135 AK2	BF 150 AK2		
20	32530-ZW7-U00	SUB HARNESS ASSY., POWER TRIM-TILT(A)	(1)	(1)		
21	32530-ZW7-U10	SUB HARNESS ASSY., POWER TRIM-TILT(B)	(1)	(1)		
22	35370-ZW5-U02	SWITCH ASSY., POWER TRIM-TILT (A)	(1)	(1)		
23	35370-ZW5-U12	SWITCH ASSY., POWER TRIM-TILT (B)	(1)	(1)		
24	87703-ZW5-U22	MARK, REMOTE CONTROL(DUAL) ..	(1)	(1)		
25	90101-ZW5-U00	SCREW, PAN, 5X16	(3)	(3)		
26	90102-ZW5-U00	SCREW, PAN, 5X10	(2)	(2)		
27	90103-ZW5-U01	SCREW, PAN, 5X20	(4)	(4)		
28	90104-ZW5-U00	SCREW, PAN, 5X18	(4)	(4)		
29	90105-ZW5-U01	SCREW, PAN, 4X10	(4)	(4)		
30	90106-ZW5-U00	SCREW, PAN, 6X18	(4)	(4)		
31	90107-ZW5-U00	SCREW, PAN, 5X40	(4)	(4)		
32	90108-ZW5-U00	SCREW, PAN, 5X55	(1)	(1)		
33	90301-ZW5-U00	NUT, HEX., 5MM	(4)	(4)		
34	90302-ZW5-U21	NUT, HEX., 5MM	(1)	(1)		
35	90501-ZW5-U00	WASHER, LOCK, 5MM	(8)	(8)		
36	90502-ZV4-000	WASHER, PLAIN, 5MM	(4)	(4)		
37	90502-ZW5-U00	WASHER, LOCK, 6MM	(4)	(4)		
38	90503-ZW5-U00	WASHER, PLAIN, 5MM	(4)	(4)		
39	93500-05065-4J	SCREW, PAN, 5X65	(4)	(4)		
40	94001-05490-0S	NUT, HEX., 5MM	(4)	(4)		
41	94540-06029	E-RING, 6MM	(4)	(4)		



FOP-8-3

REMOTE CONTROL(TOP MOUNT DUAL TYPE)(LEFT)



Ref. No.	L.O.N.	(Relative ref. Number) Description	F.R.T.
2	6221L2	SPACER, REMOTE CONTROL BOX (TOP MOUNT DUAL)	0.1
3	6221E9	HOUSING, INNER(TOP MOUNT DUAL) :LEFT	0.4
4	6221F0	HOUSING, INNER(TOP MOUNT DUAL) :RIGHT	0.4
13	6221M0	BRACKET, REMOTE CONTROL HOUSING(TOP MOUNT DUAL)	0.1
14	6221L7	HOUSING, REMOTE CONTROL BOX (TOP MOUNT DUAL)	0.1
20	6111H0	SUB HARNESS, POWER TRIM-TILT (TOP MOUNT DUAL)	0.1
22	6161E4	SWITCH, POWER TRIM-TILT (TOP MOUNT DUAL)	0.2

3

Ref. No.	Part No.	Description	Reqd. QTY		Serial No.	Parts catalogue code
			BF 135 AK2	BF 150 AK2		
1	06240-ZW5-U30	BOX KIT, REMOTE CONTROL (TOP MOUNT DUAL)(L.)	(1)	(1)		
2	06241-ZW5-U10	SPACER KIT, REMOTE CONTROL BOX (TOP MOUNT DUAL)	(1)	(1)		
3	24810-ZW5-U01	HOUSING ASSY., L. INNER (TOP MOUNT)	(1)	(1)		
4	24810-ZW5-U11	HOUSING ASSY., R. INNER (TOP MOUNT)	(1)	(1)		
5	24811-ZW5-U01	HANDLE, REMOTE CONTROL	(2)	(2)		
6	24812-ZW5-U11	COVER, R. GRIP	(1)	(1)		
7	24813-ZW5-U01	GRIP, REMOTE CONTROL HANDLE ..	(2)	(2)		
8	24813-ZW5-U21	COVER, DUAL GRIP	(1)	(1)		
9	24814-ZW5-U01	CAP, GRIP	(2)	(2)		
10	24816-ZW5-U01	BUTTON, THROTTLE	(2)	(2)		
11	24817-ZW5-U01	PLATE, HANDLE	(2)	(2)		
12	24818-ZW5-U01	PLATE, CABLE CLAMP	(1)	(1)		
13	24819-ZW5-U01	BRACKET, REMOTE CONTROL HOUSING	(2)	(2)		
14	24820-ZW5-U21	HOUSING COMP., DUAL REMOTE CONTROL BOX	(1)	(1)		
15	24825-ZW5-U01	HOUSING, LEAD	(2)	(2)		
16	24826-ZW5-U01	PLATE, DWELL	(2)	(2)		
17	24831-ZW5-U01	TERMINAL, CABLE	(4)	(4)		
18	24832-ZW5-U01	SPACER, CABLE CLAMP	(2)	(2)		
19	24834-ZW5-U21	PACKING, DUAL	(1)	(1)		

FOP-8-3

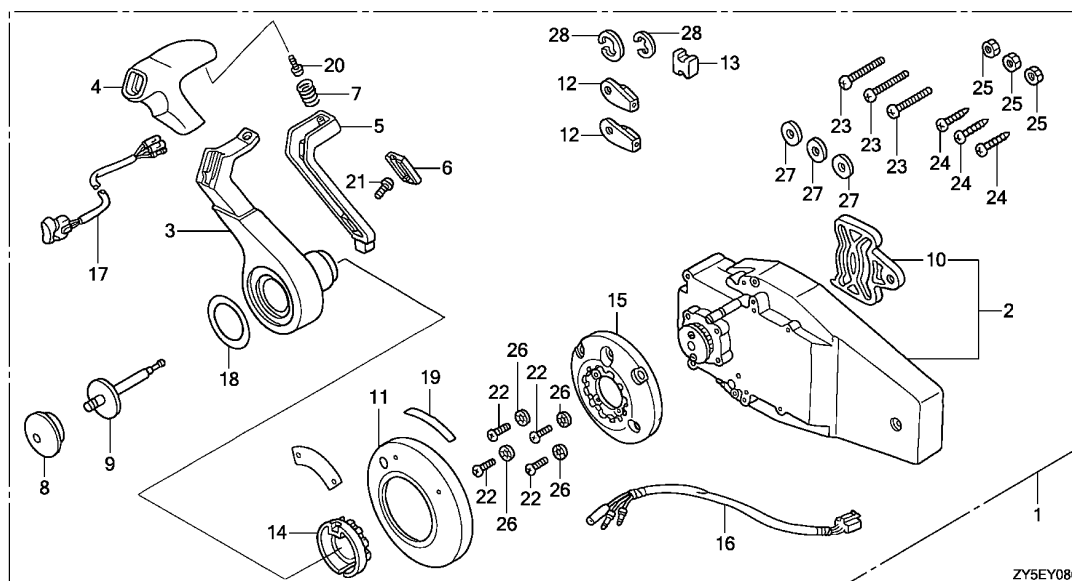
REMOTE CONTROL(TOP MOUNT DUAL TYPE)(LEFT)

Ref. No.	Part No.	Description	Reqd. QTY		Serial No.	Parts catalogue code
			BF 135 AK2	BF 150 AK2		
20	32530-ZW7-U00	SUB HARNESS ASSY., POWER TRIM-TILT(A)	(1)	(1)		
21	32530-ZW7-U10	SUB HARNESS ASSY., POWER TRIM-TILT(B)	(1)	(1)		
22	35370-ZW5-U02	SWITCH ASSY., POWER TRIM-TILT (A)	(1)	(1)		
23	35370-ZW5-U12	SWITCH ASSY., POWER TRIM-TILT (B)	(1)	(1)		
24	87703-ZW5-U22	MARK, REMOTE CONTROL(DUAL) ..	(1)	(1)		
25	90101-ZW5-U00	SCREW, PAN, 5X16	(3)	(3)		
26	90102-ZW5-U00	SCREW, PAN, 5X10	(2)	(2)		
27	90103-ZW5-U01	SCREW, PAN, 5X20	(4)	(4)		
28	90104-ZW5-U00	SCREW, PAN, 5X18	(4)	(4)		
29	90105-ZW5-U01	SCREW, PAN, 4X10	(4)	(4)		
30	90106-ZW5-U00	SCREW, PAN, 6X18	(4)	(4)		
31	90107-ZW5-U00	SCREW, PAN, 5X40	(4)	(4)		
32	90108-ZW5-U00	SCREW, PAN, 5X55	(1)	(1)		
33	90301-ZW5-U00	NUT, HEX., 5MM	(4)	(4)		
34	90302-ZW5-U21	NUT, HEX., 5MM	(1)	(1)		
35	90501-ZW5-U00	WASHER, LOCK, 5MM	(8)	(8)		
36	90502-ZV4-000	WASHER, PLAIN, 5MM	(4)	(4)		
37	90502-ZW5-U00	WASHER, LOCK, 6MM	(4)	(4)		
38	90503-ZW5-U00	WASHER, PLAIN, 5MM	(4)	(4)		
39	93500-05065-4J	SCREW, PAN, 5X65	(4)	(4)		
40	94001-05490-0S	NUT, HEX., 5MM	(4)	(4)		
41	94540-06029	E-RING, 6MM	(4)	(4)		



FOP-8-4

REMOTE CONTROL(FLUSH MOUNT TYPE)(RIGHT)



ZY5EY0804

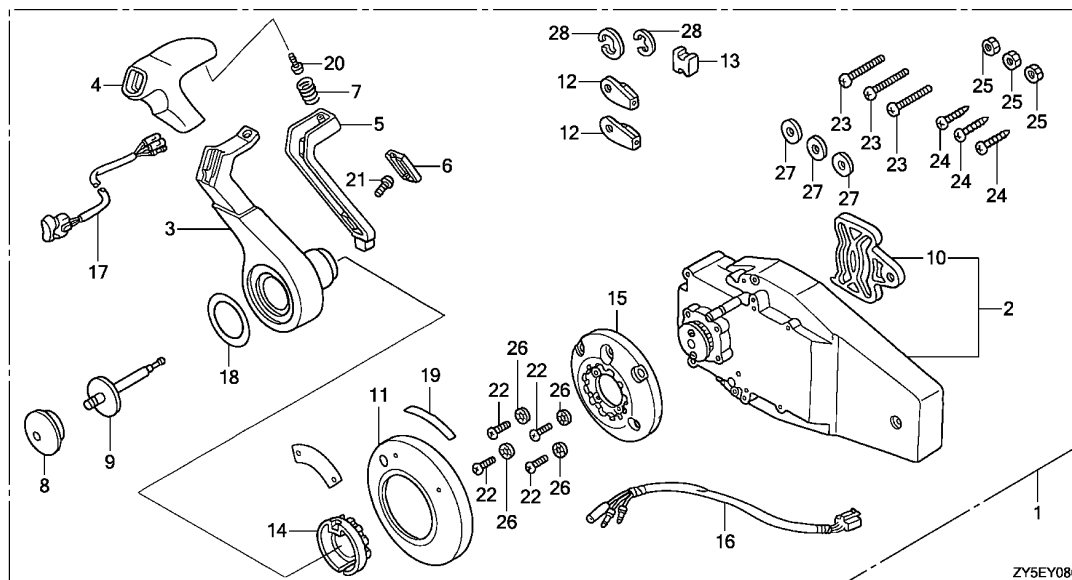
Ref. No.	L.O.N.	(Relative ref. Number) Description	F.R.T.
2	6221M2	HOUSING, INNER(FLUSH MOUNT) ..	0.3
3	6221F3	HANDLE, REMOTE CONTROL (FLUSH MOUNT)	0.2
15	6221M1	BASE, REMOTE CONTROL (FLUSH MOUNT)	0.2
16	6111G8	SUB HARNESS, POWER TRIM-TILT (FLUSH MOUNT)	0.2
17	6161E6	SWITCH, POWER TRIM-TILT (FLUSH MOUNT)	0.2

3

Ref. No.	Part No.	Description	Reqd. QTY		Serial No.	Parts catalogue code
			BF 135 AK2	BF 150 AK2		
1	06240-ZW7-U00	BOX KIT, REMOTE CONTROL (FLUSH MOUNT)(R.)	(1)	(1)		
2	24810-ZW7-U01	HOUSING ASSY., R. INNER (FLUSH MOUNT)	(1)	(1)		
3	24811-ZW7-U01	HANDLE, REMOTE CONTROL	(1)	(1)		
4	24812-ZW7-U01	COVER, GRIP	(1)	(1)		
5	24813-ZW7-U01	ARM, NEUTRAL LOCK	(1)	(1)		
6	24814-ZW7-U01	COVER, LOCK ARM	(1)	(1)		
7	24815-ZW7-U01	SPRING, NEUTRAL LOCK ARM	(1)	(1)		
8	24816-ZW5-U01	BUTTON, THROTTLE	(1)	(1)		
9	24817-ZW7-U01	SHAFT, THROTTLE BUTTON	(1)	(1)		
10	24826-ZW5-U01	PLATE, DWELL	(1)	(1)		
11	24830-ZW7-U01	COVER ASSY.	(1)	(1)		
12	24831-ZW5-U01	TERMINAL, CABLE	(2)	(2)		
13	24832-ZW5-U01	SPACER, CABLE CLAMP	(1)	(1)		
14	24832-ZW7-U01	HOLDER, NEUTRAL LOCK	(1)	(1)		
15	24833-ZW7-U01	BASE	(1)	(1)		
16	32530-ZW7-U20	SUB HARNESS ASSY., POWER TRIM-TILT(C)	(1)	(1)		
17	35370-ZW7-U02	SWITCH ASSY., POWER TRIM-TILT (C)	(1)	(1)		
18	87701-ZW7-U01	MARK, HANDLE FLUSH MOUNT	(1)	(1)		
19	87703-ZW7-U00	MARK, FLUSH MOUNT	(1)	(1)		
20	90101-ZW5-U00	SCREW, PAN, 5X16	(1)	(1)		
21	90101-ZW7-U01	SCREW, TRUSS, 4X12	(1)	(1)		

FOP-8-4

REMOTE CONTROL(FLUSH MOUNT TYPE)(RIGHT)

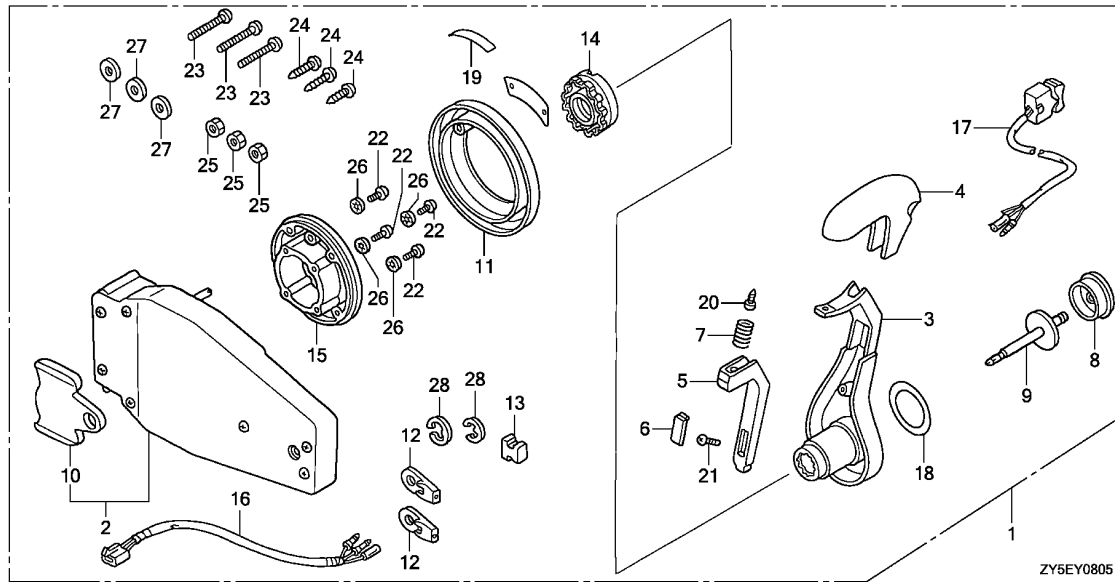


Ref. No.	Part No.	Description	Reqd. QTY		Serial No.	Parts catalogue code
			BF 135 AK2	BF 150 AK2		
22	90102-ZW7-U01	SCREW, PAN, 5X30	(4)	(4)		
23	90103-ZW7-U01	SCREW, PAN, 6X35	(3)	(3)		
24	90104-ZW7-U01	SCREW, TAPPING, 6X30	(3)	(3)		
25	90301-ZW7-U01	NUT, HEX., 6MM	(3)	(3)		
26	90501-ZW5-U00	WASHER, LOCK, 5MM	(4)	(4)		
27	90502-ZW7-U00	WASHER, PLAIN, 6MM	(3)	(3)		
28	94540-06029	E-RING, 6MM	(2)	(2)		



FOP-8-5

REMOTE CONTROL(FLUSH MOUNT TYPE)(LEFT)



Ref. No.	L.O.N.	(Relative ref. Number) Description	F.R.T.
2	6221M2	HOUSING, INNER(FLUSH MOUNT) ..	0.3
3	6221F3	HANDLE, REMOTE CONTROL (FLUSH MOUNT)	0.2
15	6221M1	BASE, REMOTE CONTROL (FLUSH MOUNT)	0.2
16	6111G8	SUB HARNESS, POWER TRIM-TILT (FLUSH MOUNT)	0.2
17	6161E6	SWITCH, POWER TRIM-TILT (FLUSH MOUNT)	0.2

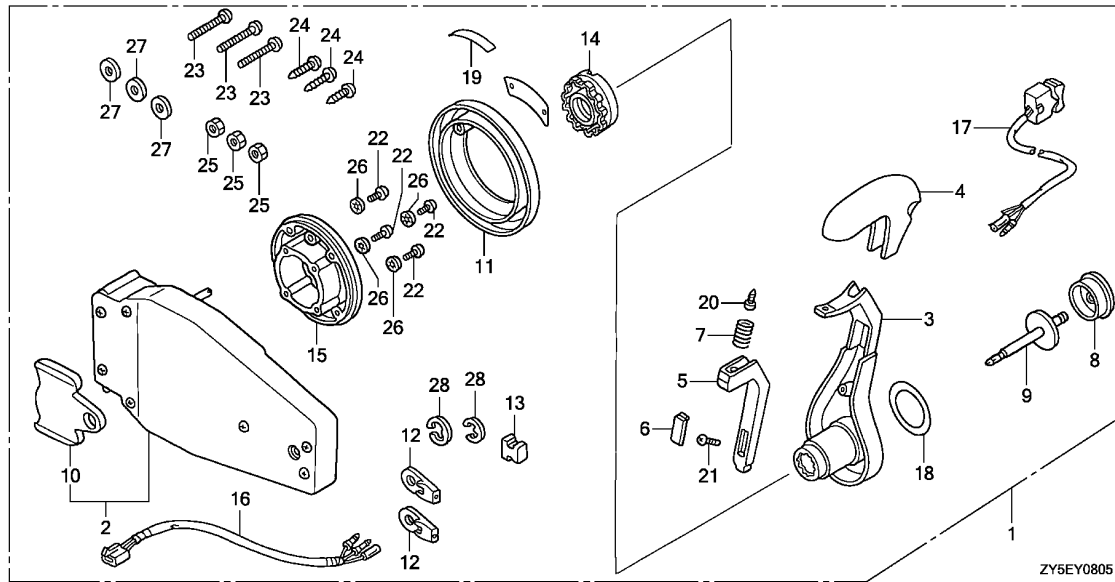
ZY5EY0805

Ref. No.	Part No.	Description	Reqd. QTY		Serial No.	Parts catalogue code
			BF 135 AK2	BF 150 AK2		
1	06240-ZW7-U10	BOX KIT, REMOTE CONTROL (FLUSH MOUNT)(L.)	(1)	(1)		
2	24810-ZW7-U11	HOUSING ASSY., L. INNER (FLUSH MOUNT)	(1)	(1)		
3	24811-ZW7-U01	HANDLE, REMOTE CONTROL	(1)	(1)		
4	24812-ZW7-U01	COVER, GRIP	(1)	(1)		
5	24813-ZW7-U01	ARM, NEUTRAL LOCK	(1)	(1)		
6	24814-ZW7-U01	COVER, LOCK ARM	(1)	(1)		
7	24815-ZW7-U01	SPRING, NEUTRAL LOCK ARM	(1)	(1)		
8	24816-ZW5-U01	BUTTON, THROTTLE	(1)	(1)		
9	24817-ZW7-U01	SHAFT, THROTTLE BUTTON	(1)	(1)		
10	24826-ZW5-U01	PLATE, DWELL	(1)	(1)		
11	24830-ZW7-U01	COVER ASSY.	(1)	(1)		
12	24831-ZW5-U01	TERMINAL, CABLE	(2)	(2)		
13	24832-ZW5-U01	SPACER, CABLE CLAMP	(1)	(1)		
14	24832-ZW7-U01	HOLDER, NEUTRAL LOCK	(1)	(1)		
15	24833-ZW7-U01	BASE	(1)	(1)		
16	32530-ZW7-U20	SUB HARNESS ASSY., POWER TRIM-TILT(C)	(1)	(1)		
17	35370-ZW7-U02	SWITCH ASSY., POWER TRIM-TILT (C)	(1)	(1)		
18	87701-ZW7-U01	MARK, HANDLE FLUSH MOUNT	(1)	(1)		
19	87703-ZW7-U00	MARK, FLUSH MOUNT	(1)	(1)		
20	90101-ZW5-U00	SCREW, PAN, 5X16	(1)	(1)		
21	90101-ZW7-U01	SCREW, TRUSS, 4X12	(1)	(1)		

3

FOP-8-5

REMOTE CONTROL(FLUSH MOUNT TYPE)(LEFT)

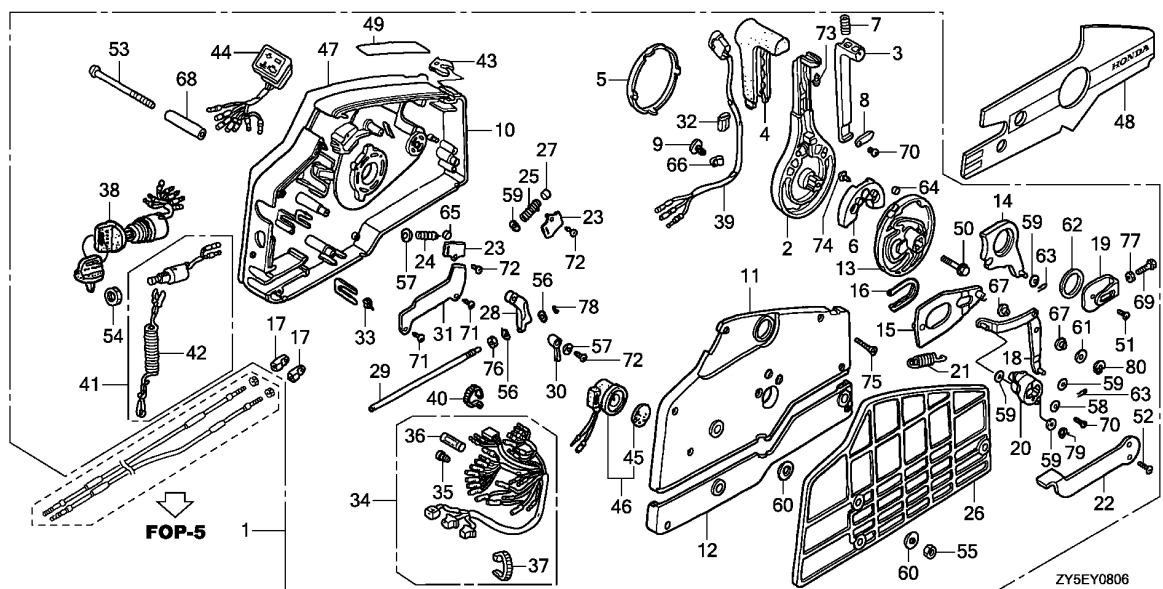


ZY5EY0805

Ref. No.	Part No.	Description	Reqd. QTY		Serial No.	Parts catalogue code
			BF 135 AK2	BF 150 AK2		
22	90102-ZW7-U01	SCREW, PAN, 5X30	(4)	(4)		
23	90103-ZW7-U01	SCREW, PAN, 6X35	(3)	(3)		
24	90104-ZW7-U01	SCREW, TAPPING, 6X30	(3)	(3)		
25	90301-ZW7-U01	NUT, HEX., 6MM	(3)	(3)		
26	90501-ZW5-U00	WASHER, LOCK, 5MM	(4)	(4)		
27	90502-ZW7-U00	WASHER, PLAIN, 6MM	(3)	(3)		
28	94540-06029	E-RING, 6MM	(2)	(2)		

FOP-8-6

REMOTE CONTROL



Ref. No.	L.O.N.	(Relative ref. Number) Description	F.R.T.
2	6221J2	HANDLE, REMOTE CONTROL(A)	0.5
3	6221H8	LEVER, HANDLE LOCK	0.4
5	6221H6	CAP, REMOTE CONTROL HANDLE ...	0.1
10	6221H9	HOUSING, REMOTE CONTROL BOX(A)	0.8
11	6221J0	HOUSING, REMOTE CONTROL BOX(B)	0.2
12	6221J1	HOUSING, REMOTE CONTROL BOX(C)	0.1
13	6221E0	WHEEL, REMOTE CONTROL	0.4
15	6221D3	PLATE, REMOTE CONTROL SLIDING	0.4
22	6221H7	LEVER, REMOTE CONTROL IDLE ...	0.1
27	6221F5	SPACER, CLICK SPRING	0.4
34	6111A8	CABLE, REMOTE CONTROL	0.5
38	6151E1	SWITCH, COMBINATION	0.4
39	616150	SWITCH, POWER TRIM-TILT (REMOTE CONTROL)	0.5
41	6151B8	SWITCH, EMERGENCY STOP	0.3
44	6161B4	LAMP, INDICATION (REMOTE CONTROL)	0.3
46	6211C3	BUZZER, WARNING	0.3
65	6221F6	ROLLER, CLICK	0.4

3

Ref. No.	Part No.	Description	Reqd. QTY		Serial No.	Parts catalogue code
			BF 135 AK2	BF 150 AK2		
1	24800-ZZ5-782	BOX ASSY., REMOTE CONTROL(EU)	(1)	(1)	-----	LCU,LU,XCU,XU
	24800-ZZ5-040	BOX ASSY., REMOTE CONTROL ...	(1)	(1)	-----	LD,XCD,XD
2	24811-ZV5-010	HANDLE, REMOTE CONTROL	(1)	(1)	-----	LCU,LD,LU,XCD,XCU,XD,XU
3	24812-ZV5-000	LEVER, HANDLE LOCK	(1)	(1)	-----	LCU,LD,LU,XCD,XCU,XD,XU
4	24813-ZV5-000	GRIP, REMOTE CONTROL HANDLE ..	(1)	(1)	-----	LCU,LD,LU,XCD,XCU,XD,XU
5	24814-ZV5-010	CAP, HANDLE	(1)	(1)	-----	LCU,LD,LU,XCD,XCU,XD,XU
6	24815-ZV5-010	BLOCK, NEUTRAL LOCK	(1)	(1)	-----	LCU,LD,LU,XCD,XCU,XD,XU
7	24816-ZV5-000	SPRING, REMOTE CONTROL HANDLE	(1)	(1)	-----	LCU,LD,LU,XCD,XCU,XD,XU
8	24817-ZV5-000	PLATE, LEVER SETTING	(1)	(1)	-----	LCU,LD,LU,XCD,XCU,XD,XU
9	24818-ZV5-003	CLAMP, HARNESS	(1)	(1)	-----	LCU,LD,LU,XCD,XCU,XD,XU
10	24820-ZV5-010	HOUSING COMP., REMOTE CONTROL BOX(A)	(1)	(1)	-----	LCU,LD,LU,XCD,XCU,XD,XU
11	24830-ZV5-010	HOUSING COMP., REMOTE CONTROL BOX(B)	(1)	(1)	-----	LCU,LD,LU,XCD,XCU,XD,XU
12	24836-ZV5-000	HOUSING, REMOTE CONTROL BOX(C)	(1)	(1)	-----	LCU,LD,LU,XCD,XCU,XD,XU
13	24841-ZV5-000	WHEEL, CONTROL	(1)	(1)	-----	LCU,LD,LU,XCD,XCU,XD,XU
14	24845-ZV5-000	ARM COMP., SHIFT LINK	(1)	(1)	-----	LCU,LD,LU,XCD,XCU,XD,XU
15	24850-ZV5-000	PLATE COMP., SLIDING	(1)	(1)	-----	LCU,LD,LU,XCD,XCU,XD,XU
16	24854-ZV5-000	COLLAR, SLIDING PLATE	(1)	(1)	-----	LCU,LD,LU,XCD,XCU,XD,XU
17	24855-ZV5-000	PIVOT, SHIFT	(2)	(2)	-----	LCU,LD,LU,XCD,XCU,XD,XU
18	24860-ZV5-000	ARM COMP., LINK JOINT	(1)	(1)	-----	LCU,LD,LU,XCD,XCU,XD,XU
19	24865-ZV5-000	BRACKET, LINK JOINT	(1)	(1)	-----	LCU,LD,LU,XCD,XCU,XD,XU
20	24875-ZV5-000	WHEEL, ACCELERATOR	(1)	(1)	-----	LCU,LD,LU,XCD,XCU,XD,XU
21	24876-ZV5-000	SPRING, ACCELERATOR WHEEL ...	(1)	(1)	-----	LCU,LD,LU,XCD,XCU,XD,XU
22	24878-ZV5-000	LEVER, IDLE	(1)	(1)	-----	LCU,LD,LU,XCD,XCU,XD,XU

FOP-8-6

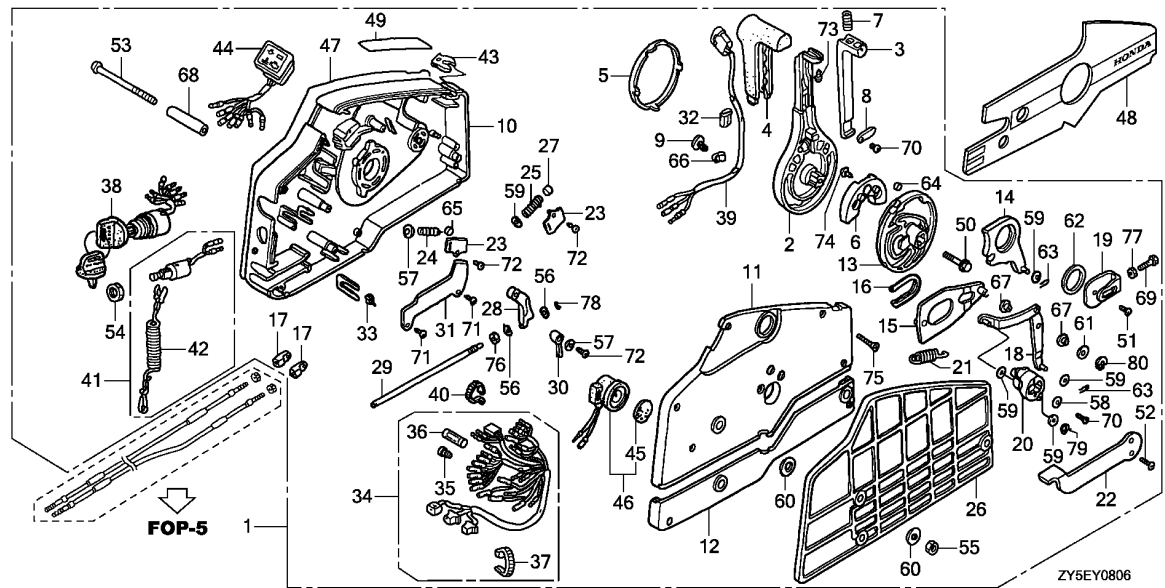
REMOTE CONTROL

Ref. No.	Part No.	Description	Reqd. QTY		Serial No.	Parts catalogue code
			BF 135 AK2	BF 150 AK2		
23	24881-ZV5-000	PLATE, SPRING SETTING	(2)	(2)	-----	LCU,LD,LU,XCD,XCU,XD,XU
24	24883-ZV5-000	SPRING, SHIFT CLICK	(1)	(1)	-----	LCU,LD,LU,XCD,XCU,XD,XU
25	24884-ZV5-000	SPRING, CHOKE RETURN	(1)	(1)	-----	LCU,LD,LU,XCD,XCU,XD,XU
26	24885-ZV5-000	SPACER, REMOTE CONTROL BOX ..	(1)	(1)	-----	LCU,LD,LU,XCD,XCU,XD,XU
27	24887-ZV5-000	SPACER, CLICK SPRING	(1)	(1)	-----	LCU,LD,LU,XCD,XCU,XD,XU
28	24891-ZV5-000	BLOCK, THROTTLE FRICTION	(1)	(1)	-----	LCU,LD,LU,XCD,XCU,XD,XU
29	24892-ZV5-000	BOLT, FRICTION	(1)	(1)	-----	LCU,LD,LU,XCD,XCU,XD,XU
30	24894-ZV5-000	SPACER, NEUTRAL SWITCH	(1)	(1)	-----	LCU,LD,LU,XCD,XCU,XD,XU
31	24895-ZV5-000	CLAMP, POWER TILT CORD	(1)	(1)	-----	LCU,LD,LU,XCD,XCU,XD,XU
32	24897-ZV5-000	PIPE, HARNESS GUIDE	(1)	(1)	-----	LCU,LD,LU,XCD,XCU,XD,XU
33	24898-ZV5-000	SPACER, CABLE CLAMP	(1)	(1)	-----	LCU,LD,LU,XCD,XCU,XD,XU
34	32530-ZZ5-000	CABLE ASSY., REMOTE CONTROL(B)	(1)	(1)	-----	LCU,LD,LU,XCD,XCU,XD,XU
35	32823-ZV5-003	PLUG, INNER CONNECTOR	(7)	(7)	-----	LCU,LD,LU,XCD,XCU,XD,XU
36	32824-ZV5-003	PLUG, OUTER CONNECTOR	(1)	(1)	-----	LCU,LD,LU,XCD,XCU,XD,XU
37	32901-952-770	TIE, CABLE(NATURAL)(2.4X92)	(1)	(1)	-----	LCU,LD,LU,XCD,XCU,XD,XU
38	35100-ZV5-013	SWITCH ASSY., COMBINATION ...	(1)	(1)	-----	LCU,LD,LU,XCD,XCU,XD,XU
39	35370-ZV5-823	SWITCH ASSY., POWER TRIM-TILT	(1)	(1)	-----	LCU,LD,LU,XCD,XCU,XD,XU
40	35701-MG9-950	BAND(BLACK 3.5X140)	(1)	(1)	-----	LCU,LD,LU,XCD,XCU,XD,XU
41	36180-ZV5-033	SWITCH ASSY., EMERGENCY STOP	(1)	(1)	-----	LCU,LD,LU,XCD,XCU,XD,XU
42	36182-ZV4-651	CORD COMP., EMERGENCY	(1)	(1)	-----	LCU,LD,LU,XCD,XCU,XD,XU
43	36187-ZV4-652	CLIP, EMERGENCY LOCK	(1)	(1)	-----	LCU,LD,LU,XCD,XCU,XD,XU
44	37210-ZZ5-013	LAMP ASSY., INDICATION	(1)	(1)	-----	LCU,LD,LU,XCD,XCU,XD,XU
45	38403-341-672	PLATE, WINKER BUZZER	(1)	(1)	-----	LCU,LD,LU,XCD,XCU,XD,XU
46	38410-ZV5-003	BUZZER COMP., WARNING	(1)	(1)	-----	LCU,LD,LU,XCD,XCU,XD,XU
47	87701-ZZ5-780	PLATE, REMOTE CONTROL(EU) ...	(1)	(1)	-----	LCU,LU,XCU,XU
	87701-ZZ5-020	PLATE, REMOTE CONTROL (COUTION COLOR=RED & YELLOW)	(1)	(1)	-----	LD,XCD,XD
48	87701-ZZ5-790	PLATE, REMOTE CONTROL(REVERSE)	(1)	(1)	-----	
49	87702-ZW9-800	MARK, FAST IDLE	(1)	(1)	-----	LCU,LD,LU,XCD,XCU,XD,XU
50	90008-ZW9-000	BOLT, FLANGE, 8X35	(1)	(1)	-----	LCU,LD,LU,XCD,XCU,XD,XU
51	90105-MM4-000	SCREW, PAN, 6X10	(1)	(1)	-----	LCU,LD,LU,XCD,XCU,XD,XU
52	90108-ZW4-000	SCREW, FLAT, 5X12	(2)	(2)	-----	LCU,LD,LU,XCD,XCU,XD,XU
53	90125-ZV5-000	SCREW, 6X95	(3)	(3)	-----	LCU,LD,LU,XCD,XCU,XD,XU
54	90302-921-000	NUT, HEX., 16MM	(1)	(1)	-----	LCU,LD,LU,XCD,XCU,XD,XU
55	90304-ZV4-000	NUT, HEX., 6MM	(3)	(3)	-----	LCU,LD,LU,XCD,XCU,XD,XU
56	90401-ZW4-000	WASHER, PLAIN, 4MM	(2)	(2)	-----	LCU,LD,LU,XCD,XCU,XD,XU
57	90402-ZW4-000	WASHER, PLAIN, 5MM	(2)	(2)	-----	LCU,LD,LU,XCD,XCU,XD,XU
58	90502-ZV4-000	WASHER, PLAIN, 5MM	(1)	(1)	-----	LCU,LD,LU,XCD,XCU,XD,XU
59	90504-921-010	WASHER, PLAIN, 6MM	(5)	(5)	-----	LCU,LD,LU,XCD,XCU,XD,XU
60	90512-921-010	WASHER, 6MM	(6)	(6)	-----	LCU,LD,LU,XCD,XCU,XD,XU
61	90518-921-000	WASHER, PLAIN, 8MM	(1)	(1)	-----	LCU,LD,LU,XCD,XCU,XD,XU
62	90557-ZV5-000	WASHER, 28MM	(1)	(1)	-----	LCU,LD,LU,XCD,XCU,XD,XU
63	90751-ZV5-000	PIN, LOCK, 6MM	(2)	(2)	-----	LCU,LD,LU,XCD,XCU,XD,XU
64	90772-ZV5-000	PIN, 6X6	(1)	(1)	-----	LCU,LD,LU,XCD,XCU,XD,XU
65	91151-ZV5-000	ROLLER, CLICK	(1)	(1)	-----	LCU,LD,LU,XCD,XCU,XD,XU
66	91475-SB6-000	CLIP, WIRE HARNESS(6.3MM) ...	(1)	(1)	-----	LCU,LD,LU,XCD,XCU,XD,XU
67	91567-ZV5-000	COLLAR, LINK JOINT	(2)	(2)	-----	LCU,LD,LU,XCD,XCU,XD,XU
68	91570-ZV5-000	COLLAR, DISTANCE, 6X10X43.5 .	(3)	(3)	-----	LCU,LD,LU,XCD,XCU,XD,XU
69	92101-05016-4J	BOLT, HEX., 5X16	(1)	(1)	-----	LCU,LD,LU,XCD,XCU,XD,XU



FOP-8-6

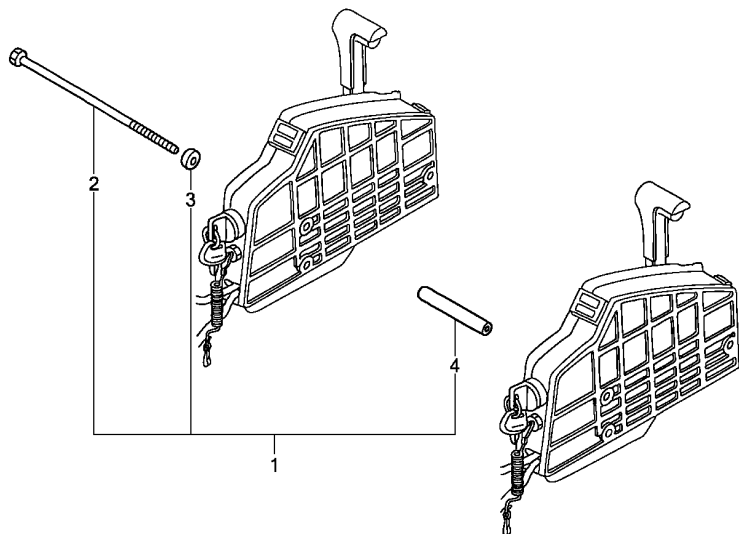
REMOTE CONTROL



Ref. No.	Part No.	Description	Reqd. QTY		Serial No.	Parts catalogue code
			BF 135 AK2	BF 150 AK2		
70	93500-05010-4J	SCREW, PAN, 5X10	(2)	(2)	-----	LCU,LD,LU,XCD,XCU,XD,XU
71	93901-250J0	SCREW, TAPPING, 5X8	(2)	(2)	-----	LCU,LD,LU,XCD,XCU,XD,XU
72	93901-251J0	SCREW, TAPPING, 5X10	(3)	(3)	-----	LCU,LD,LU,XCD,XCU,XD,XU
73	93901-252J0	SCREW, TAPPING, 5X12	(1)	(1)	-----	LCU,LD,LU,XCD,XCU,XD,XU
74	93903-262J0	SCREW, TAPPING, 6X16	(2)	(2)	-----	LCU,LD,LU,XCD,XCU,XD,XU
75	93905-255J0	SCREW, TAPPING, 5X25	(7)	(7)	-----	LCU,LD,LU,XCD,XCU,XD,XU
76	94001-06490-0S	NUT, HEX., 6MM	(1)	(1)	-----	LCU,LD,LU,XCD,XCU,XD,XU
77	94002-05490-0S	NUT, HEX., 5MM	(1)	(1)	-----	LCU,LD,LU,XCD,XCU,XD,XU
78	94540-03029	E-RING, 3MM	(1)	(1)	-----	LCU,LD,LU,XCD,XCU,XD,XU
79	94540-04029	E-RING, 4MM	(1)	(1)	-----	LCU,LD,LU,XCD,XCU,XD,XU
80	94540-07029	E-RING, 7MM	(1)	(1)	-----	LCU,LD,LU,XCD,XCU,XD,XU

FOP-9

BOLT KIT



ZY5EY0900

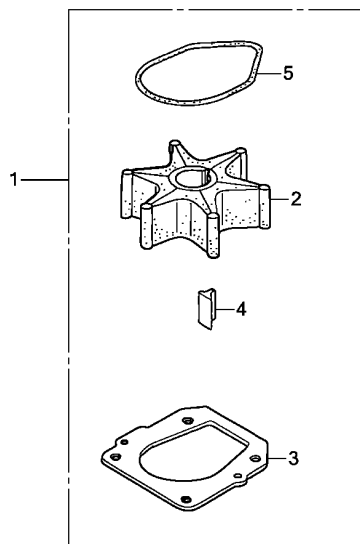
Ref. No.	L.O.N.	(Relative ref. Number) Description	F.R.T.
----------	--------	---------------------------------------	--------

NO INFORMATION

Ref. No.	Part No.	Description	Reqd. QTY		Serial No.	Parts catalogue code
			BF 135 AK2	BF 150 AK2		
1	06900-ZW5-U00	BOLT KIT, SIDE REMOTE CONTROL	(1)	(1)		
2	90021-ZW5-U00	BOLT, SPECIAL, 6X220	(3)	(3)		
3	90511-ZW5-U00	COLLAR, DISTANCE(A)	(3)	(3)		
4	90512-ZW5-U00	COLLAR, DISTANCE(B)	(3)	(3)		

FOP-10

WATER PUMP IMPELLER KIT(1)



ZY6EY1000

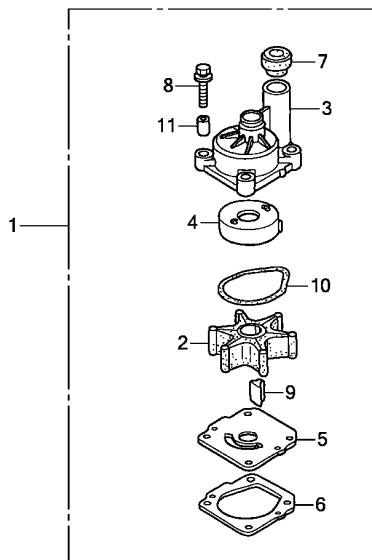
Ref. No.	L.O.N.	(Relative ref. Number) Description	F.R.T.
1	1141B8	PUMP KIT, IMPELLER (3,4)	0.9
2	1141B9	IMPELLER, PUMP	0.9

3

Ref. No.	Part No.	Description	Reqd. QTY		Serial No.	Parts catalogue code
			BF 135 AK2	BF 150 AK2		
1	06192-ZY6-000	PUMP KIT, IMPELLER	(1)	(1)		
2	19210-ZW1-B04	IMPELLER, PUMP	(1)	(1)		
3	19234-ZY6-000	GASKET B, IMPELLER	(1)	(1)		
4	90752-ZW1-B02	KEY, WOODRUFF	(1)	(1)		
5	91356-ZW1-B00	O-RING, WATER PUMP	(1)	(1)		

FOP-10-1

WATER PUMP IMPELLER KIT(2)



ZY6EY1001

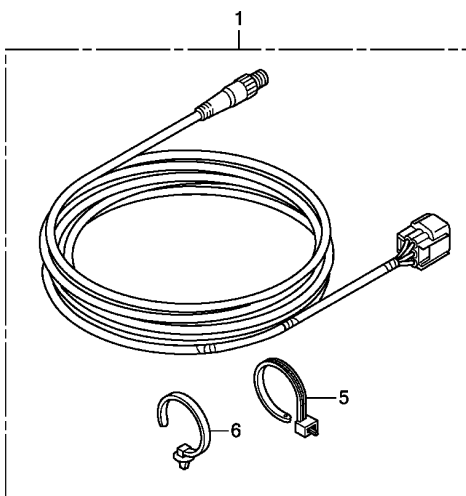
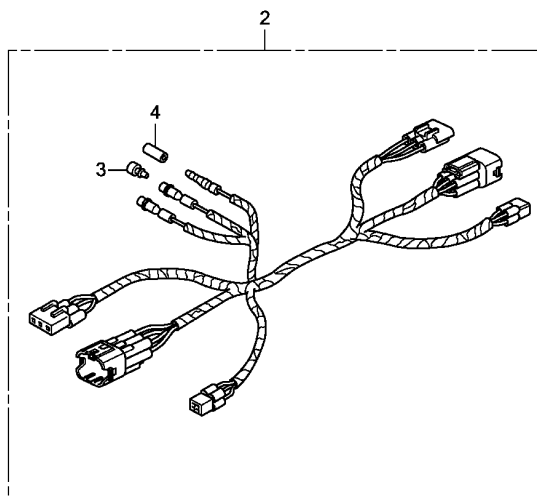
Ref. No.	L.O.N.	(Relative ref. Number) Description	F.R.T.
1	1141B8	PUMP KIT, IMPELLER (5,6,9)	0.9
2	1141B9	IMPELLER, PUMP (10)	0.9
3	1141B6	HOUSING, IMPELLER (10)	0.9

Ref. No.	Part No.	Description	Reqd. QTY		Serial No.	Parts catalogue code
			BF 135 AK2	BF 150 AK2		
1	06193-ZY6-A01	PUMP KIT, IMPELLER	(1)	(1)		
2	19210-ZW1-B04	IMPELLER, PUMP	(1)	(1)		
3	19221-ZY6-A00	HOUSING, IMPELLER	(1)	(1)		
4	19223-ZW1-B00	LINER, PUMP	(1)	(1)		
5	19231-ZY6-000	COVER, IMPELLER	(1)	(1)		
6	19234-ZY6-000	GASKET B, IMPELLER	(1)	(1)		
7	19253-ZW1-B01	RING, WATER TUBE SEAL	(1)	(1)		
8	90116-ZY6-000	BOLT-WASHER, 8X40	(4)	(4)		
9	90752-ZW1-B02	KEY, WOODRUFF	(1)	(1)		
10	91356-ZW1-B00	O-RING, WATER PUMP	(1)	(1)		
11	91552-ZY6-000	COLLAR, DISTANCE	(4)	(4)		



FOP-11

INTERFACE CABLE KIT



ZY5EY1100

Ref. L.O.N. (Relative ref. Number) F.R.T.
No. Description

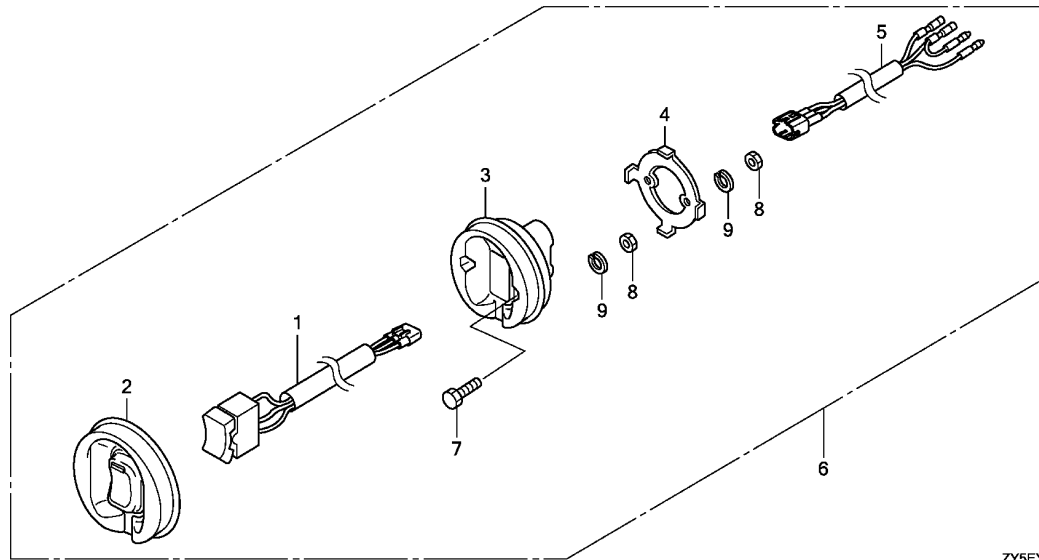
NO INFORMATION

3

Ref. No.	Part No.	Description	Reqd. QTY		Serial No.	Parts catalogue code
			BF 135 AK2	BF 150 AK2		
1	06328-ZZ3-763	KIT, CABLE(NMEA)(6FT)	(1)	(1)		
2	32186-ZZ3-000	HARNESS ASSY., REMOTE CONTROL				
		SUB	(1)	(1)		
3	32823-ZV5-003	PLUG, INNER CONNECTOR	(2)	(2)		
4	32824-ZV5-003	PLUG, OUTER CONNECTOR	(1)	(1)		
5	90650-ZY1-003	TIE, CABLE	(2)	(2)		
6	91540-STK-003	CLIP, HARNESS BAND(BLACK) (155.3MM)	(2)	(2)		

FOP-12

TROLLING CONTROL SWITCH



ZY6EY1200

Ref. No.	L.O.N.	(Relative ref. Number) Description	F.R.T.
----------	--------	------------------------------------	--------

NO INFORMATION

Ref. No.	Part No.	Description	Reqd. QTY		Serial No.	Parts catalogue code
			BF 135 AK2	BF 150 AK2		
1	35340-ZZ3-741	SWITCH ASSY., TROLLING CONTROL	(1)	(1)		
2	35341-ZZ3-740	RUBBER, TROLLING CONTROL SWITCH PANEL	(1)	(1)		
3	35342-ZZ3-740	BODY, TROLLING CONTROL SWITCH PANEL	(1)	(1)		
4	35343-ZZ3-740	BRACKET, TROLLING CONTROL SWITCH PANEL	(1)	(1)		
5	35344-ZZ3-740	HARNESS, TROLLING CONTROL SWITCH PANEL	(1)	(1)		
6	35345-ZZ3-741	PANEL ASSY., TROLLING CONTROL	(1)	(1)		
7	92101-04020-4J	BOLT, HEX., 4X20	(2)	(2)		
8	94001-04490-0S	NUT, HEX., 4MM	(4)	(4)		
9	94111-04500	WASHER, SPRING, 4MM	(4)	(4)		

PART NO. INDEX

Part Number	Page	Ref.	Part Number	Page	Ref.	Part Number	Page	Ref.	Part Number	Page	Ref.	Part Number	Page	Ref.
04000			11912-ZY6-000	54	1	13441-PNA-004	42	5	15341-ZW5-003	29	9	16730-ZY6-063	53	33
04401-ZY6-610ZB	66	1	12000			13450-PNA-004	42	6	15400-RTA-004	29	10	16731-ZE2-003	51	1
						13460-PNA-004	42	7	15410-ZY6-010ZA	29	11	16733-ZW5-000	53	34
06000			12000-ZY6-415ZA	25	6	13620-RAA-A02	35	12	15425-ZY6-010	28	1	16733-ZY3-000	53	35
06122-ZY6-010ZA	40	1	12155-ZV5-000	27	1	13622-PNA-003	35	13	15611-921-000	25	11	16734-ZY6-003	53	36
06177-ZY3-U02	101	1	12204-PNA-305	40	2	13811-ZY6-000	35	14	15655-ZY6-000	31	5	16735-ZW5-003	53	37
06192-ZY6-000	132	1	12204-PNA-305	40	2				15665-ZW1-020	31	6	16736-ZY6-003	53	38
06193-ZY6-A01	133	1	12205-PNA-305	40	3	14000			15810-ZY6-013ZA	40	8	16740-ZY6-003	45	5
06240-ZW5-U00	116	1	12210-PZ1-003	40	4	14110-ZY5-000	36	1	15815-RAA-A02	40	9	16744-ZY6-010	45	6
06240-ZW5-U10	118	1	12210-PZ1-003	40	4	14110-ZY6-000	36	2	15815-ZY9-000	40	10	16748-ZY6-000	45	7
06240-ZW5-U20	120	1	12211-PZ1-003	40	5	14110-ZY6-000	36	2	15834-ZY6-000	40	11	16752-ZY3-000	45	8
06240-ZW5-U30	122	1	12211-PZ1-004	40	5	14114-PNA-003	36	3	15840-ZY6-000ZA	40	12		53	39
06240-ZW7-U00	124	1	12217-ZW1-010	29	1	14115-PNA-000	36	4	15845-RAA-A01	40	13	16752-ZY6-000	45	9
06240-ZW7-U10	126	1	12251-ZY6-003	40	6	14120-ZY6-000	36	5				16755-ZY6-003	49	6
06241-ZW5-U00	116	2	12310-ZY6-010ZA	24	1	14210-PNA-000	36	6	16000			16800-ZY6-003	51	2
	118	2	12341-PNA-000	24	2	14311-ZY6-000	36	7				16805-ZY6-003	51	3
06241-ZW5-U10	120	2	12342-PCX-004	24	3	14401-PPA-004	36	8	16011-ZY3-000	52	1	16807-ZY3-003	51	4
	122	2	12500-ZY6-000	24	4	14401-R40-A01	36	8	16013-ZY3-000	52	2	16840-ZY6-A00	53	40
						14510-ZY6-003	36	9	16014-ZY6-003	52	3	16850-ZY6-000	88	1
06323-ZZ5-664	112	1	13000			14511-PNA-003	36	10	16016-ZY6-003	47	1	16860-ZY6-000	88	2
06323-ZZ5-764	114	1	13010-ZY6-000	34	1	14520-PPA-003	36	11	16017-ZY6-043	52	4	16871-ZY6-000	88	3
06323-ZZ5-783	114	1	13101-ZY6-000	34	2	14530-PPA-003	36	12	16019-ZY6-003	52	5	16880-ZY6-030	88	4
06323-ZZ5-793	112	1	13102-ZY6-000	34	2	14540-RWC-A02	36	13	16020-ZY6-023	52	6	16881-ZV5-000	49	7
06325-ZZ5-600	112	2	13111-PNA-010	34	3	14620-PNA-040	36	14	16024-ZY3-000	52	7	16881-ZY6-000	88	5
06325-ZZ5-700	112	2	13115-P5A-000	34	4	14620-RAA-A00	36	15	16026-ZY3-000	52	8	16890-ZY6-000	88	6
06325-ZZ5-800	112	2	13204-5X6-J01	34	5	14624-RAA-A00	36	16	16036-ZY6-003	52	9	16900-ZY3-003	51	5
06328-ZZ3-763	134	1	13204-P8A-A01	34	5	14631-PNA-000	36	17	16041-ZY3-000	52	10	16901-ZY3-003	51	6
06372-ZW5-U01	102	1	13204-P8A-A01	34	5	14631-PNE-000	36	17	16042-ZY3-000	52	11	16904-ZY3-003	51	7
06372-ZW5-U11	102	1	13204-RBB-004	34	5	14633-R40-A00	36	18	16061-ZY3-000	52	12	16911-759-003	49	8
06372-ZW5-U11	102	1	13210-PPA-000	34	6	14647-RAA-A00	37	19	16072-ZY3-000	52	13	16911-ZY3-010	53	41
06373-ZW5-U01	102	2	13210-R40-A00	34	6	14711-PNA-000	37	20	16073-ZY3-000	52	14	16912-ZY3-003	51	8
06373-ZW5-U11	102	2	13211-ZY6-004	34	7	14721-PRB-A00	37	21	16074-ZY3-000	52	15	16913-ZY3-000	53	42
06373-ZY3-801	105	1	13212-ZY6-004	34	7	14744-PCX-014	37	22	16075-ZY3-000	52	16	16914-ZY6-010	51	9
06374-ZW5-U00	102	3	13213-ZY6-004	34	7	14744-PNA-004	37	23	16076-ZY3-000	52	17	16915-ZW5-000	49	9
06374-ZW5-U10	102	3	13214-ZY6-004	34	7	14744-PT0-004	37	22	16077-ZY3-000	52	18	16915-ZY3-010	51	10
06375-ZW5-U01	102	4	13215-ZY6-004	34	7	14751-ZY6-003	37	24	16078-ZY3-000	52	19	16918-ZY3-003	51	11
06375-ZW5-U11	102	4	13216-ZY6-004	34	7	14762-PNA-003	37	25	16081-ZW5-010	52	20	16919-ZY3-003	51	12
06375-ZY3-812	105	2	13217-ZY6-004	34	7	14765-RAA-A00	37	26	16082-ZY3-000	52	21	16952-MZ5-000	49	10
06397-ZW5-U00	102	5	13310-PPA-000	35	8	14775-PT0-000	37	27	16083-ZY3-000	52	22	16959-MY1-000	28	2
06397-ZW5-U10	102	5	13310-R40-A00	35	8	14781-RGM-A01	37	28	16086-ZW5-000	52	23	16965-VMO-771	49	11
06411-ZW1-020	89	1	13321-PNA-003	35	9	14820-PNA-003	40	7	16087-ZW5-000	52	24		81	1
06411-ZY6-000	89	2	13322-PNA-003	35	9	14820-PNA-013	40	7	16087-ZY3-000	52	25	16966-MR1-000	74	1
06532-ZY6-U00	89	3	13323-PNA-003	35	9				16088-ZY3-000	53	26	16966-MR5-000	75	12
06631-ZY6-000	83	15	13324-PNA-003	35	9	15000			16089-ZY6-000	45	1		74	2
06881-ZW5-U01	107	1	13325-PNA-003	35	9	15100-ZY6-000ZA	29	2	16163-GHB-610	49	1		88	7
06881-ZW5-U11	107	2	13326-PNA-003	35	9	15112-ZY6-000	29	3	16196-ZY6-000	49	2	17000		
06900-ZW5-U00	131	1	13331-ZY6-003	35	10	15113-ZW5-000	31	3	16198-ZY6-000	49	3			
			13331-ZY6-013	35	10	15115-R40-A01	42	8	16199-ZY6-000	49	4	17051-ZY6-000ZA	45	10
11000			13341-PNA-003	35	11	15121-ZY6-000	29	4	16400-ZY6-013	47	2	17055-PNA-004	45	11
11100-ZY6-405	25	1	13342-PNA-003	35	11	15152-ZY6-000	25	7	16450-ZY6-003	45	2	17105-ZY6-000	45	12
11106-PNA-300	25	2	13343-PNA-003	35	11	15220-ZY6-010	31	4	16451-ZY6-000	45	3			132
11106-PR4-013	25	3	13344-PNA-003	35	11	15220-ZY6-010	31	4	16621-ZY6-000	45	4	17109-ZY6-000	45	13
11135-PNA-000	25	4	13345-PNA-003	35	11	15231-PEO-000	29	5	16700-ZY6-013	49	5	17110-ZY6-003	45	14
11321-ZY6-010ZB	31	1	13346-PNA-003	35	11	15232-PG6-000	29	6	16701-ZY6-003	53	27	17195-MN5-000	31	7
11381-ZY6-010	31	2	13400-ZY6-000	42	1	15233-PC6-000	29	7	16708-ZW5-003	53	28	17249-PY3-000	47	3
11410-ZY6-425ZA	38	1	13400-ZY6-010	42	1	15280-PRB-A00	25	8	16715-ZW5-023	53	29	17315-ZY9-000	47	4
11412-ZY6-000	38	2	13410-RAD-010	42	2	15290-PRA-000	25	9	16718-ZY6-013	53	30	17357-GE1-670	89	4
11911-ZY6-000	25	5	13420-RAD-010	42	3	15299-ZY6-000	25	10	16721-ZY3-000	53	31	17368-KV7-671	49	12
			13432-PNA-000	42	4	15331-ZW5-003	29	8	16723-ZY6-003	53	32	19234-ZY6-000	68	5
														6

4

PART NO. INDEX

Part Number	Page	Ref.	Part Number	Page	Ref.	Part Number	Page	Ref.	Part Number	Page	Ref.	Part Number	Page	Ref.		
31638-ZY6-003	44	3		123	21	35343-ZZ3-740	135	4	37000			38550-ZY6-003	77	7		
31639-ZW5-003	54	19	32530-ZW7-U20	124	16	35344-ZZ3-740	135	5				38551-ZW1-000	77	8		
31644-ZW5-003	54	20		126	16	35345-ZZ3-741	135	6	37202-ZW5-U01	102	11	38552-ZY6-000	25	17		
31710-ZW5-003	54	21	32530-ZZ5-000	99	34	35370-ZV5-823	99	39	37205-ZZ5-762	113	17					
31750-ZY6-003	54	22		129	34		129	39	37210-ZZ5-013	99	44					
			32540-ZZ3-000	82	2	35370-ZW5-U02	117	20		129	44	39000				
32000				104	2		121	22	37210-ZZ5-712	114	11			46391-VM0-003	61	24
			32540-ZZ3-740	105	3		123	22	37210-ZZ5-762	113	18					
32100-ZY5-050	76	1	32545-ZZ5-000	112	8	35370-ZW5-U12	119	20	37215-KM1-670	82	5	39794-SDA-004	79	5		
32100-ZY5-060	76	1		114	4		121	23		102	12	39794-ZY6-003	80	6		
32100-ZY5-070	76	1	32550-ZW5-U00	102	6		123	23		104	5					
32100-ZY6-050	76	1	32580-ZZ5-600	112	9	35370-ZW7-U02	124	17	37226-MZ5-008	102	13	40000				
32100-ZY6-060	76	1	32580-ZZ5-700	78	20		126	17	37250-ZV7-913	82	6			50100-ZY6-000	89	11
32100-ZY6-070	76	1		112	9	35470-ZY3-013	60	22		104	6	40102-ZV5-000	44	4		
32101-ZY6-000	77	1	32580-ZZ5-800	112	9		61	22	37253-ZV5-821	82	7		47	15		
32111-ZY6-000	45	15	32742-PK1-003	81	3	35470-ZY3-023	61	22		104	7	40105-ZY6-020	84	2		
32112-ZY6-000	38	9	32823-ZV5-003	99	35	35475-ZY6-000	61	23	37256-ZV5-821	82	8	40107-ZW1-700	84	3		
32113-ZY6-000	38	10		102	7	35640-ZY6-003	86	2		104	7	40114-ZY6-010	86	4		
32114-ZW9-730	25	13		105	9	35645-ZY3-000	86	3	37258-ZV5-821	82	9	40116-ZY6-000	86	5		
32114-ZY6-010	25	14		112	10	35660-ZY6-013	89	8		104	8	40119-ZY3-003	84	4		
32115-ZY6-000	47	9		114	5	35668-ZY6-003	27	6		104	9	40151-ZY6-010ZB	86	6		
32116-ZY6-000	40	14		129	35	35673-ZW5-003	38	11	37258-ZV5-U01	102	14	40152-ZY6-300	86	7		
32128-ZY3-000	47	10		134	3	35673-ZY3-003	25	15	37258-ZW5-U01	102	15	40154-ZY6-000ZB	84	5		
32134-SM4-003	81	2	32824-ZV5-003	99	36		27	7	37260-RNA-A01	25	16	40155-ZY6-000	84	6		
32161-404-000	82	1		102	8		38	12	37260-ZV5-822	82	10	40157-ZY6-000	84	7		
	104	1		105	10	35701-MG9-950	84	1		104	10	40201-ZY6-000ZB	66	2		
32161-KM3-003	63	2		112	11		99	40	37263-ZV5-821	82	11	40201-ZY6-611ZB	66	2		
	76	2		114	6		105	4		102	16	40204-ZW1-000	68	12		
	89	7		129	36		129	40	37264-ZV5-821	102	17	40210-ZW1-710	66	3		
32166-ZY6-003	53	43		134	4				37266-ZV5-821	82	12	40212-ZY6-020ZB	86	8		
32168-ZW5-003	53	44	32901-952-770	78	21	36000				102	18	40219-ZY3-013	94	8		
32185-ZZ5-600	112	4		99	37					102	17	40219-ZY6-023	66	4		
32185-ZZ5-700	77	19		112	12	36104-ZV5-821	93	67	37268-ZV5-821	82	13	41000				
	112	4		129	37	36104-ZY6-003	89	9		104	13	41100-ZY6-040ZB	65	1		
32185-ZZ5-800	112	4				36120-ZY6-013	94	3	37305-KE5-008	102	19	41100-ZY6-614ZB	65	1		
32186-ZZ3-000	134	2	34000			36122-ZY3-013	94	4	37500-PNB-003	38	13	41100-ZY6-704ZB	65	1		
32341-ZZ5-763	112	5				36123-ZY3-013	94	5	37510-PNB-003	40	15	41100-ZY6-714ZB	65	1		
32341-ZZ5-792	112	5	34750-ZY5-043	57	3	36129-ZY6-013	94	6	37521-ZY6-000	40	16	41101-ZY6-020ZB	63	3		
32346-ZZ5-003	114	3	34750-ZY5-053	57	3	36135-ZY6-003	49	17	37830-RNA-A01	47	11	41102-ZW1-B00	63	4		
32346-ZZ5-761	112	6	34750-ZY5-063	57	3	36136-ZV5-821	94	7	37835-PGK-A01	47	12	41102-ZX2-E00ZA	63	5		
32346-ZZ5-781	114	3	34750-ZY6-043	57	3	36163-ZY3-003	45	16	37880-PLC-004	47	13	41104-ZY6-010	63	6		
32346-ZZ5-791	112	6	34750-ZY6-053	57	3	36180-ZV5-033	99	41	37881-P2A-000	47	14	41105-ZY6-010	63	7		
32347-ZZ5-761	112	7	34750-ZY6-063	57	3		113	14				41107-ZX2-C00ZA	63	8		
32370-ZY6-003	79	1	34908-MB9-871	82	3		114	8	38000			41109-ZW1-B00	63	9		
32370-ZY6-004	79	1		102	9		129	41				41112-ZY6-010	68	13		
32371-ZY6-003	79	2		104	3	36182-ZV4-651	99	42	38216-ZY3-801	105	5	41112-ZY6-611	68	13		
32371-ZY6-004	79	2	34908-MG9-951	82	4		113	15	38228-ZY6-003	79	3	41116-ZW1-B00	68	14		
32410-ZY6-020	77	2		102	10		114	9	38235-ZY6-003	79	4	41117-ZZ3-000	68	15		
32411-ZY3-003	77	3		104	4		129	42	38235-ZY6-004	79	4	41131-ZY6-000	68	16		
32414-ZY6-300	76	3				36187-ZV4-652	99	43	38403-341-672	99	45	41140-ZY6-000	70	7		
	77	4	35000				113	16		113	19	41141-ZY6-710	72	7		
32414-ZY6-640	77	5					114	10		114	12	41150-ZY6-710	72	8		
32418-ZY6-000	60	21	35100-ZV5-013	99	38		129	43		129	45	41151-ZY6-000	70	8		
32419-ZY6-000	77	6		113	13	36364-ZY6-000	45	17	38410-ZV5-003	99	46	41161-ZY6-000	70	9		
32530-ZW7-U00	116	19		114	7	36366-ZY6-000	45	18		113	20	41161-ZY6-710	72	9		
	121	20		129	38	36454-PS4-003	45	19		114	13	41171-ZV5-000	63	10		
	123	20		135	1	36550-ZY6-003	45	20		129	46	41172-ZV5-000	63	11		
32530-ZW7-U10	118	19	35340-ZZ3-741	135	1	36551-ZY6-003	46	21	38414-ZZ5-003	113	21	41173-ZY6-000	89	10		
	121	21	35341-ZZ3-740	135	2					114	14	41201-ZY6-000ZB	70	10		
			35342-ZZ3-740	135	3									56000-ZY6-033	94	10
														56000-ZY6-043	94	10
														56100-ZY6-003	94	11
														56100-ZY6-013	94	11
														56110-ZW1-701	95	12
														56113-ZW1-701	95	13
														56115-ZW1-305	95	14
														56115-ZY9-003	95	15
														56116-ZW1-701	95	16
														56117-ZV5-821	95	17

PART NO. INDEX

Part Number	Page	Ref.	Part Number	Page	Ref.	Part Number	Page	Ref.	Part Number	Page	Ref.	Part Number	Page	Ref.	Part Number	Page	Ref.	
56118-ZV5-820	93	68	63240-ZY6-000	84	19	89216-ZY6-000	97	5				90102-ZW9-000	127	22	90116-ZY6-000	68	19	
56118-ZY6-000	91	27	63260-ZY3-000	84	20	89221-460-840	97	6	90018-ZY6-000	32	30		32	36			133	8
56120-ZW1-305	95	18	63515-ZC0-700	84	21	89301-921-010	97	7	90019-ZY6-000	32	31		61	30	90118-ZY6-000	66	12	
56120-ZY9-003	95	19	63711-ZY6-010ZB	86	9				90020-ZY6-000	42	10	90102-ZY6-000	91	32	90119-ZV5-000	66	13	
56130-ZW1-702	95	20	63716-ZY6-010ZB	86	10	90000			90021-ZW5-U00	99	50	90103-ZW5-U01	117	24			91	37
56170-ZY3-013	95	21	63718-ZY6-000	86	11					131	2		119	24			95	31
56180-ZW1-701	95	22	63719-ZY6-000	86	12	90001-ZY6-000	25	18	90021-ZY3-000	27	9		121	27	90120-ZY3-000	63	14	
56513-ZV5-000	95	23					85	22		38	17		123	27	90123-ZY6-000	63	15	
56516-ZW1-000	91	28	75000			90002-ZW5-013	29	14		41	22	90103-ZW7-U01	125	23	90125-ZV5-000	99	53	
56532-ZW1-000	95	24				90002-ZY6-000	32	25		46	24		127	23			129	53
56532-ZZ0-C00	95	24	75538-763-C01	61	26		66	9		51	13	90103-ZW9-010	66	10	90126-ZW4-000	46	30	
56539-ZW1-000	91	29				90003-PNA-000	37	29		61	28	90103-ZY6-000	63	13	90127-ZV1-010	47	20	
56539-ZZ0-C00	91	29	82000			90003-ZW2-000	57	4	90023-ZY6-000	38	18	90104-ZW5-U00	117	25	90127-ZV5-003	91	38	
56851-ZW1-703	95	25				90004-PNA-000	42	9	90026-ZY3-000	25	23		119	25	90129-ZX2-000	91	39	
56860-ZW1-701	95	26	82873-ZY6-000	86	13	90005-PNA-003	40	17		55	25		121	28	90129-ZZ3-000	91	39	
						90005-ZY6-000	25	19	90028-ZY3-000	61	29		123	28	90131-ZV5-000	32	37	
58000			87000			90006-PNA-003	25	20	90030-ZY3-000	27	10	90104-ZW7-U01	125	24	90133-ZY3-000	83	9	
						90006-ZY6-000	47	16		32	32		127	24	90135-ZY6-003	80	9	
58130-ZY3-T00	70	11	87117-ZY3-800	105	6	90008-ZW9-000	99	49		77	11	90104-ZY6-000	71	12	90135-ZY6-004	80	9	
58130-ZY3-T10	71	11	87117-ZY6-640	96	1		129	50		85	23		73	13	90151-ZW4-000	46	31	
58130-ZY3-T20	70	11	87117-ZY6-U80	96	1	90009-PP4-E01	53	45	90031-PNA-004	42	11	90105-881-000	68	17	90156-ZW4-000	26	26	
58130-ZY3-T30	70	11	87121-ZY5-C00	96	2	90009-ZW9-000	91	30	90032-PNA-000	37	30	90105-MM4-000	99	51	90162-ZW4-000	26	27	
58130-ZY3-T40	70	11	87121-ZY6-C00	96	3	90010-ZY6-000	49	19	90035-ZY3-000	55	26		129	51			38	21
58130-ZY3-T50	70	11	87132-ZY6-000	96	4	90011-PH3-000	29	15	90040-ZY3-000	38	19	90105-ZW1-000	91	33	90163-ZW4-000	55	28	
58130-ZY3-V01ZA	70	11	87301-ZY5-C00	96	5	90011-PNA-003	40	18	90042-PNA-003	37	31	90105-ZW5-U01	117	26	90164-ZW4-000	59	21	
58130-ZY3-V11ZA	71	11	87301-ZY6-C00	96	6	90011-ZW5-010	54	23	90042-ZY3-000	46	25		119	26	90170-ZW4-000	27	11	
58130-ZY3-V21ZA	71	11	87302-ZY3-C00	96	7	90011-ZW9-000	25	21	90043-ZY6-000	46	26		121	29	90201-ZY6-000	24	6	
58130-ZY3-V31ZA	71	11	87303-ZZ5-C00	96	8		38	14	90045-ZY6-000	32	33		123	29	90203-ZW1-000	77	13	
58130-ZY3-V41ZA	71	11	87304-ZZ5-C00	96	9		77	9	90046-ZY3-000	32	34	90105-ZW9-000	32	28	90203-ZW5-010	55	29	
58130-ZY3-V51ZA	71	11	87522-ZH8-W41	96	10	90011-ZY6-000	40	19	90047-ZY6-000	46	27		61	31	90204-ZY3-000	26	28	
58180-ZY3-T00	72	12	87531-ZY6-620	96	11	90013-ZW1-000	44	5	90048-ZY6-010	41	23		68	18	90205-ZY1-000	63	16	
58180-ZY3-T10	73	12	87538-ZW1-721	96	12		47	17	90049-ZY3-000	53	49		91	34	90205-ZY3-000	46	32	
58180-ZY3-T20	72	12	87538-ZY9-U80	96	13	90013-ZW9-000	76	4	90049-ZY6-000	46	28	90105-ZY6-000	66	11	90206-PM3-004	37	32	
58180-ZY3-T30	72	12	87701-ZW7-U01	124	18		77	10	90054-ZY3-000	26	24		85	24	90206-PT0-004	37	33	
58180-ZY3-T40	72	12		126	18		80	7		46	29	90106-ZW1-004	59	19	90231-PD1-014	55	30	
												90106-ZW5-U00	117	27	90242-ZW1-000	68	20	
60000			87701-ZZ5-020	99	47	90013-ZY6-000	27	8	90055-ZY3-000	55	27		119	27	90301-ZW1-B00	71	13	
						90014-ZW1-000	46	23	90056-ZY3-000	32	35		121	30			73	14
			87701-ZZ5-780	129	47		49	20		47	19		123	30	90301-ZW2-F00	46	33	
60180-ZY6-003	84	8	87701-ZZ5-790	129	48		53	46	90059-ZY6-000	38	20	90107-ZW1-004	59	20	90301-ZW5-U00	117	29	
60185-ZY6-003	84	9	87702-ZW9-800	99	48	90014-ZY6-000	32	26	90081-ZV5-010	29	19		117	28			119	29
							129	49	90082-ZY6-003	26	25		119	28			121	33
63000			87703-ZW5-U02	117	21	90015-PH1-013	29	16	90084-ZY3-000	24	5		121	31			123	33
						90016-ZW9-000	25	22		56	3		123	31			125	25
							29	17					123	31	90301-ZW7-U01	125	25	
63100-ZY6-030ZB	83	1	87703-ZW5-U22	121	24		32	27	90101-ZW5-U00	117	22		77	12			127	25
63102-ZY6-010	83	2		123	24		50	21		119	22	90107-ZY3-000	77	12				
63107-ZY3-000	83	3	87703-ZW7-U00	124	19		53	47		121	25	90108-ZW1-000	91	35	90301-ZY6-000	86	15	
63108-ZY3-000	83	4		126	19	90016-ZY3-000	38	15		123	25	90108-ZW4-000	99	52	90302-921-000	86	16	
63119-ZY3-000	83	5	87801-ZY3-710	96	15	90017-PCX-013	35	15		124	20		129	52			99	54
63144-ZY6-000	83	6				90017-ZY3-000	32	28		126	20	90108-ZW5-U00	121	32			113	23
63201-ZY3-000ZB	84	10	88000				38	16	90101-ZW7-U01	124	21		123	32			114	16
63205-ZY3-000	61	25					41	20		126	21	90109-ZW5-000	113	22			129	54
							53	48	90101-ZW9-003	63	12		114	15	90302-ZV4-000	63	17	
63205-ZY6-000	84	12	88163-ZY6-U00	106	1		54	24	90101-ZY6-000	83	7	90109-ZY3-010	83	8	90302-ZV5-003	61	32	
63208-ZY3-000	84	13					61	27	90102-ZW1-000	91	31	90110-881-000	91	36	90302-ZW5-003	66	14	
63212-ZY3-000	84	14					32	29	90102-ZW5-U00	117	23		86	14			91	40
63212-ZY6-000	84	15	89102-538-000	97	1	90017-ZY6-000	47	18		119	23	90111-ZY3-000	95	27	90302-ZW5-U21	121	34	
63223-ZY6-000	84	16	89103-538-000	97	2	90017-ZY9-000	47	18		121	26	90113-ZW1-702	95	27			123	34
63224-ZY3-000	84	17	89203-836-000	97	3	90018-ZW5-000	29	18		41	21	90114-ZW1-702	95	28			68	21
63225-ZY6-000	84	18	89210-GBJ-J00	97	4		41	21		123	26	90115-ZW1-702	95	29	90303-ZW5-000	68	21	
							57	5	90102-ZW7-U01	125	22	90116-ZW1-702	95	30	90304-ZV4-000	99	55	



PART NO. INDEX

Part Number	Page	Ref.	Part Number	Page	Ref.	Part Number	Page	Ref.	Part Number	Page	Ref.	Part Number	Page	Ref.	Part Number	Page	Ref.	
90304-ZV4-000	129	55		73	15	90601-ZY3-030	28	8	91000			91321-POX-003	62	45	92101-06050-4J	63	20	
90304-ZV5-013	92	41	90507-ZY3-000	61	34		32	40				91324-PC6-000	33	46				
90304-ZW1-013	92	42		83	11	90601-ZY6-000	50	23	91001-ZY3-003	32	42	91333-PNA-003	39	27	93000			
90304-ZW5-000	92	43	90508-ZV7-000	62	35	90602-921-000	93	55	91005-MY5-601	71	20		41	25				
90304-ZY3-000	76	5	90509-ZW5-711	71	15	90602-ZW5-030	88	12		73	22	91351-ZY3-003	71	27	93500-05010-4J	100	72	
90306-ZW4-003	92	44		73	16	90602-ZY3-020	28	9	91005-PT2-N01	71	21		73	29			130	70
90307-ZV5-003	92	45	90511-921-000	92	50	90602-ZY6-020	28	10		73	23	91351-ZY6-003	69	31	93500-05065-4J	117	34	
90309-ZV5-821	82	14	90511-ZW5-U00	99	60	90603-ZY6-003	28	11	91051-ZY6-003	71	22	91352-ZV5-000	93	61			119	34
	102	20		131	3	90604-ZV0-000	50	24		73	24	91352-ZW1-702	95	37			121	39
	104	14	90512-921-010	99	61		51	14	91052-ZY6-003	71	23	91353-ZW1-703	95	38			123	39
90310-ZV5-821	82	15		129	60	90604-ZY6-003	27	12	91054-ZW1-B31	69	27	91354-ZW1-701	95	39	93500-06018-4J	27	18	
	103	21	90512-ZV4-000	62	36	90605-ZY6-003	50	25	91055-ZY6-004	71	23	91355-ZW1-701	95	40	93500-06025-4J	87	20	
	104	15	90512-ZW5-U00	99	62	90606-ZY6-003	32	41		73	25	91355-ZW1-701	69	32	93600-06016-0A	30	23	
90401-PR4-000	26	29		131	4	90607-ZY6-000	53	51	91056-ZW5-003	71	24	91356-ZW1-B00	132	5	93700-05050-4J	64	21	
90401-ZW4-000	99	56		71	16	90620-SB2-003	77	15		73	26		133	10	93901-250J0	100	73	
	129	56	90512-ZX2-C00	73	17	90626-ZB5-730	93	69	91101-ZW1-003	71	25	91357-ZW1-701	95	41			130	71
90401-ZY6-000	24	7	90512-ZY3-000	71	16	90628-750-000	93	56		73	27	91358-ZW1-701	95	42	93901-251J0	100	74	
90402-ZW4-000	99	57		73	17	90649-SC2-003	113	24	91151-ZV5-000	99	67	91359-MB0-000	69	33			130	72
	129	57	90514-ZV4-000	92	49		114	17		129	65	91360-VD6-003	30	22	93901-252J0	100	75	
90405-ZY3-000	77	14	90518-921-000	62	37	90650-GEV-003	46	34	91152-ZY3-003	62	42	91361-ZW1-701	95	43			130	73
90428-958-000	61	33		85	28	90650-ZY1-003	105	7	91201-ZW5-003	29	20	91475-SB6-000	99	68	93903-254G0	44	9	
90430-PD6-003	53	50		99	63		134	5	91202-ZW5-003	33	43		129	66	93903-262J0	100	76	
90472-723-000	69	22		129	61	90651-KV6-003	77	15	91203-ZV5-821	95	33	91502-ZY6-003	37	35			130	74
90501-MM8-610	85	25	90518-ZW1-B00	69	23	90651-ZV5-000	93	57	91207-ZW1-013	95	34	91531-SZ5-003	44	6	93905-255J0	100	77	
90501-ZV5-000	92	46	90519-ZW1-B00	69	23	90651-ZW1-710	67	17	91212-P01-003	29	21	91540-STK-003	134	6			130	75
90501-ZW1-710	66	15	90520-ZW1-B00	69	23	90651-ZY6-000	88	13	91212-PNC-004	39	22	91540-SV4-003	27	17	93913-142J0	83	13	
90501-ZW5-000	61	33	90521-ZW1-B00	69	23	90652-ZW1-702	95	32	91214-PNA-014	26	33	91541-S0A-003	26	38				
90501-ZW5-U00	117	30	90528-ZY3-000	71	17	90653-HC4-900	86	17	91251-ZW5-003	62	43		76	7	94000			
	119	30		73	18	90653-ZY3-003	76	6	91251-ZY6-003	69	28		77	17				
	121	35	90529-ZY3-000	71	17	90681-763-A01	93	58	91252-ZZ3-003	71	26	91546-SP0-A01	39	28	94001-04490-0S	135	8	
	123	35		73	18	90683-KJ2-003	86	18		73	28		44	7	94001-05490-0S	62	47	
	125	26	90530-ZY3-000	71	17	90683-SA0-003	51	15	91253-ZZ3-003	69	29	91547-SE0-003	50	27			117	35
	127	26		73	18	90687-SB2-003	46	35	91254-ZY3-003	69	30	91549-SV1-L01	62	46			119	35
90502-MM8-610	85	26	90531-ZY3-000	71	17		77	16	91255-ZY3-003	62	44	91552-ZY6-000	69	34			121	40
90502-ZV4-000	99	58		73	18	90701-ZY6-000	42	12	91256-ZV5-003	93	60		133	11			123	40
	117	31	90545-ZV5-000	92	50	90703-PE0-000	26	30	91301-805-000	26	34	91553-ZV5-010	44	8	94001-06080-0S	55	31	
	119	31	90548-ZW5-710	73	19	90703-PNA-300	37	34	91301-MJ0-003	46	36		47	22	94001-06490-0S	100	78	
	121	36	90549-ZW5-710	73	19	90704-PNA-000	35	16		53	52		57	6			130	76
	123	36	90550-ZV5-821	82	16	90715-PC6-000	26	31	91301-PLC-000	46	37		77	18	94001-12490-0S	93	63	
	129	58		103	22	90715-PNA-000	26	32	91301-ZW4-003	63	19	91553-ZY6-000	87	19	94002-05490-0S	100	79	
90502-ZV5-000	92	47		104	16	90751-ZV5-000	99	65	91301-ZY6-003	27	13	91554-ZW1-000	46	39			130	77
90502-ZW5-U00	117	32	90550-ZW5-710	73	19		129	63	91302-PNA-003	46	38		50	28	94002-06490-0S	83	14	
	119	32	90551-ZW5-710	73	19	90751-ZY3-000	62	38	91302-PNA-004	39	23		53	53	94103-05400	113	25	
	121	37	90552-ZV5-000	92	51	90752-ZW1-B02	69	24	91302-ZV5-821	95	35	91556-ZY3-000	83	12			114	18
	123	37	90557-ZV5-000	99	64		132	4	91302-ZY6-003	27	14	91557-ZW1-701	95	44	94109-20000	30	24	
90502-ZW7-U00	125	27		129	62		133	9	91303-800-000	33	44	91558-SM4-003	50	29			41	26
	127	27	90559-ZV5-000	32	38	90752-ZY6-000	62	39	91303-ZY3-000	59	22	91560-ZV5-000	93	62	94111-04500	135	9	
90503-ZW5-U00	117	33		93	52	90753-ZY6-000	62	40	91303-ZY6-003	41	24	91567-ZV5-000	99	69	94111-05400	113	26	
	119	33		53		90755-ZY6-003	62	41	91304-ZY6-010	39	24		129	67			114	19
	121	38	90559-ZW1-000	67	16	90756-ZV5-000	63	18	91305-HN0-A00	27	15	91570-ZV5-000	99	70	94301-06100	33	47	
	123	38	90560-ZV5-821	82	17		67	18	91305-ZY6-003	26	35		129	68	94301-08100	42	13	
90504-921-010	83	10		103	23		69	25	91307-PK2-005	39	25	91595-SF1-003	47	23	94301-10120	35	17	
	99	59		104	17	90758-ZW1-B00	71	19	91307-PNA-003	26	36	91599-SH3-A32	50	30	94301-10160	30	25	
	129	59	90563-ZV5-000	71	18		73	21		27	16						33	48
90504-ZV5-000	92	48		73	20	90772-ZV5-000	99	66		39	26	92000					41	27
90506-ZW9-000	85	27		93	54		129	64	91309-PJ7-010	33	45				94301-12160	42	14	
90506-ZX2-C00	71	14	90601-ZE2-000	32	39	90951-ZV7-010	93	59	91316-ZV5-821	95	36	92101-04020-4J	135	7	94301-14200	30	26	
	73	15	90601-ZV3-030	47	21				91317-PA9-003	50	26	92101-05016-4J	100	71			33	49
90506-ZY3-000	71	14	90601-ZW5-030	50	22				91319-PR3-003	26	37		129	69			41	28

4

PART NO. INDEX

Part Number	Page	Ref.	Part Number	Page	Ref.	Part Number	Page	Ref.	Part Number	Page	Ref.	Part Number	Page	Ref.
94305-25203	93	64		73	32									
94510-14000	71	28	96220-50080	30	28									
	73	30	96300-06025-00	42	19									
94540-03029	100	80	96300-06032-00	42	20									
	130	78												
94540-04029	62	48	98000											
	100	81												
	130	79	9807B-5615P	56	4									
94540-06029	62	49	9807B-5615W	56	4									
	85	29	9807B-5617P	56	4									
	117	36	9807B-5617W	56	4									
	119	36	98200-11000	82	18									
	121	41		104	18									
	123	41	98200-30750	105	8									
	125	28	98200-41000	80	10									
	127	28	98200-41500	80	11									
94540-07029	100	82	98200-43000	80	12									
	130	80												
94540-10019	69	35	99000											
94540-12029	62	50												
94540-15029	95	45	99001-10120	97	8									
			99001-14170	97	9									
95000			99004-16170	97	10									
			99006-19000	97	11									
			99008-02300	97	12									
95001-35430-40	50	31												
95001-75500-40	75	8												
95001-80300-40	88	14												
95003-07016-31	48	24												
95005-12740-20	48	25												
95005-50140-30	64	22												
95005-50270-30	64	22												
95005-50950-30	93	65												
95005-70040-30	33	50												
95005-70075-30	28	12												
95005-70090-30	28	13												
95005-70120-30	28	14												
95005-70160-30	33	51												
95005-70200-30	33	52												
95011-62000	87	21												
95701-06014-08	42	15												
95701-06018-09	33	53												
95701-06020-08	37	36												
	41	29												
95701-06030-08	37	37												
95701-06032-08	41	30												
95701-08032-08	30	27												
95701-08050-08	42	16												
95701-08075-08	42	17												
95701-08090-08	41	31												
95701-08110-08	41	32												
95701-10105-08	42	18												
95701-10110-09	33	54												
95801-08035-09	93	66												
96000														
96211-07000	71	29												
	73	31												
96211-09000	71	30												

PART NAME INDEX

Part name	Page	Ref.	Part name	Page	Ref.	Part name	Page	Ref.
[A]			BEARING C, MAIN UPPER	35	9	BOLT A, THROUGH	59	18
ARMATURE COMP.	94	5	BEARING D, CONNECTING ROD	34	7	BOLT COMP., OIL JET	25	9
ARM ASSY., EX. ROCKER	36	16	BEARING D, MAIN LOWER	35	11	BOLT KIT, SIDE REMOTE CONTROL ..	131	1
ARM ASSY., ROCKER	36	14	BEARING D, MAIN UPPER	35	9	BOLT, 1/4-28UNF	91	31
		15	BEARING E, CONNECTING ROD	34	7	BOLT, 3/8-24UNF	91	33
ARM COMP., CAM CHAIN TENSIONER	36	11	BEARING E, MAIN LOWER	35	11	BOLT, CHAIN GUIDE	42	9
ARM COMP., CLICK	60	8	BEARING E, MAIN UPPER	35	9	BOLT, CONNECTING ROD	34	5
ARM COMP., LINK JOINT	98	18	BEARING F, CONNECTING ROD	34	7	BOLT, COVER LOCK	83	8
	128	18	BEARING F, MAIN LOWER	35	11	BOLT, DRAIN PLUG	32	37
ARM COMP., SHIFT LINK	98	14	BEARING F, MAIN UPPER	35	9		63	14
	128	14	BEARING G, CONNECTING ROD	34	7	BOLT, FLANGE, 10X105	42	18
ARM, NEUTRAL LOCK	124	5	BEARING, FR.	54	4	BOLT, FLANGE, 10X110	33	54
	126	5	BEARING, NEEDLE	71	24	BOLT, FLANGE, 10X32	37	31
ARM, SHIFT	60	13		73	26	BOLT, FLANGE, 10X40	32	25
ARM, THROTTLE	60	6	BEARING, NEEDLE,				66	9
			28.575X44.45X31.75	69	26		71	12
[B]			BEARING, NEEDLE, 20X28X13	32	42		73	13
BAG, TOOL, 230MM	97	12	BEARING, NEEDLE, 30X37X26	71	20	BOLT, FLANGE, 10X43	38	19
BALL, STEEL	58	6		71	23	BOLT, FLANGE, 10X45	27	11
BALL, STEEL, #7	71	29	BEARING, RADIAL BALL, 50X90X20	71	23	BOLT, FLANGE, 10X70	26	27
	73	31		73	25		38	21
BALL, STEEL, #9	71	30	BEARING, RR.	54	3	BOLT, FLANGE, 10X75	27	8
	73	32	BEARING, TAPER ROLLER,			BOLT, FLANGE, 10X80	32	29
BAND	53	44	30X62X40	69	27		55	28
	84	1	BEARING, TAPER, 50X90X28	71	22	BOLT, FLANGE, 10X90	59	21
	99	40		73	24	BOLT, FLANGE, 12MM	29	15
	105	4	BEARING, THRUST	71	21	BOLT, FLANGE, 12X47	37	30
BAND B1, WIRE	129	40		73	23	BOLT, FLANGE, 12X83	25	19
	82	1	BELT, A.C. GENERATOR	44	3	BOLT, FLANGE, 5X12	46	28
	104	1	BLOCK ASSY., CYLINDER	25	6	BOLT, FLANGE, 6X10	46	25
	47	4	BLOCK, NEUTRAL LOCK	98	6	BOLT, FLANGE, 6X12	32	35
BAND, AIR FLOW	46	34		128	6			36
BAND, HARNESS	81	2	BLOCK, THROTTLE FRICTION	99	28		47	19
BAND, HARNESS OFFSET	102	13		129	28		61	30
BAND, SELF LOCK	75	10	BODY COMP., CHAMBER	52	5		66	10
BAND, TUBE CLIP, 12.5MM		11	BODY COMP., OIL JET	25	8		76	4
		13	BODY, TROLLING CONTROL SWITCH				77	10
		9	PANEL	135	3		80	7
BAND, TUBE CLIP, 20MM	75	9	BOLT	54	14	BOLT, FLANGE, 6X14	25	21
BAND, UNDER CASE GROMMET	84	4	BOLT-WASHER	54	13		27	9
BAND, WIRE	63	2	BOLT-WASHER, 10X30	42	11		38	14
	76	2	BOLT-WASHER, 10X32	63	13			17
	89	7	BOLT-WASHER, 10X40	63	15		41	22
BAND, WIRE HARNESS	77	15	BOLT-WASHER, 11X155	40	17		42	15
	113	24	BOLT-WASHER, 11X95	25	20		46	24
	114	17	BOLT-WASHER, 16X49	35	15		51	13
BAND, WIRE, 165MM	77	15	BOLT-WASHER, 5X30	47	18		61	28
BASE	124	15	BOLT-WASHER, 6X25	44	5		77	9
	126	15		47	17	BOLT, FLANGE, 6X16	32	28
BASE, INJECTOR	45	10	BOLT-WASHER, 6X27	57	4		38	16
BEARING A, CONNECTING ROD	34	7	BOLT-WASHER, 8X10	25	10		41	20
BEARING A, MAIN LOWER	35	11	BOLT-WASHER, 8X30	66	11		53	48
BEARING A, MAIN UPPER	35	9		85	24		54	24
BEARING B, CONNECTING ROD	34	7	BOLT-WASHER, 8X35	46	23		61	27
BEARING B, MAIN LOWER	35	11		49	20	BOLT, FLANGE, 6X18	33	53
BEARING B, MAIN UPPER	35	9		53	46		61	29
BEARING C, CONNECTING ROD	34	7	BOLT-WASHER, 8X40	68	19	BOLT, FLANGE, 6X20	29	18
BEARING C, MAIN LOWER	35	11		133	8		32	28
			BOLT A, HEAD COVER	40	18		37	36

PART NAME INDEX

Part name	Page	Ref.	Part name	Page	Ref.	Part name	Page	Ref.
BOLT, FLANGE, 6X20	41	21	BOLT, HEX., 4X20	135	7	BRACKET E, HARNESS CLIP.....	47	9
	57	5	BOLT, HEX., 5X16	100	71	BRACKET F, CLIP.....	40	14
	61	31		129	69	BRACKET, BUZZER.....	113	21
	68	18	BOLT, HEX., 6X12	68	17		114	14
	80	8	BOLT, HEX., 6X14	91	36	BRACKET, CLIP B.....	25	13
	91	34	BOLT, HEX., 6X50	63	20	BRACKET, FR.....	58	10
BOLT, FLANGE, 6X22	27	10	BOLT, OIL CHECK	63	12	BRACKET, FR. UNDER COVER.....	84	5
	32	32	BOLT, RECESSED	95	27	BRACKET, HOOK.....	83	3
	77	11	BOLT, SEALING, 14MM	36	4	BRACKET, LINK JOINT.....	98	19
	85	23	BOLT, SEALING, 18MM	29	7		128	19
	91	30	BOLT, SEALING, 20MM	25	2	BRACKET, L. SIDE COVER.....	84	7
BOLT, FLANGE, 6X23	25	22		29	1	BRACKET, L. STERN.....	91	20
BOLT, FLANGE, 6X25	29	17	BOLT, SEALING, 22MM	29	19	BRACKET, NEUTRAL SWITCH.....	61	23
	32	27	BOLT, SEALING, 28MM	25	3	BRACKET, RELAY.....	25	17
	42	19	BOLT, SEALING, 6MM	53	45	BRACKET, REMOTE CONTROL		
	50	21	BOLT, SOCKET	95	28	HOUSING	116	12
	53	47		83	9		118	12
BOLT, FLANGE, 6X27	49	19	BOLT, SOCKET, 6X16	83	7		120	13
BOLT, FLANGE, 6X28	38	15	BOLT, SOCKET, 6X20	24	5		122	13
BOLT, FLANGE, 6X30	37	37	BOLT, SOCKET, 6X25	56	3	BRACKET, RR.....	58	11
BOLT, FLANGE, 6X32	41	30		54	23	BRACKET, R. SIDE COVER.....	84	6
	42	20	BOLT, SPECIAL ADJUSTER	86	14	BRACKET, R. STERN.....	90	19
	40	19	BOLT, SPECIAL, 6X17	99	50		91	19
	32	34	BOLT, SPECIAL, 6X220	131	2	BRACKET, SENSOR CORD.....	47	10
BOLT, FLANGE, 6X38	38	20		38	18	BRACKET, SHIFT LINK.....	60	19
BOLT, FLANGE, 6X52	40	19	BOLT, SPECIAL, 6X31	29	14	BRACKET, TILTING.....	91	24
BOLT, FLANGE, 8X100	32	34	BOLT, SPECIAL, 8MM	54	8	BRACKET, TROLLING CONTROL		
BOLT, FLANGE, 8X110	41	32	BOLT, STUD	46	26	SWITCH PANEL	135	4
BOLT, FLANGE, 8X18	77	12	BOLT, STUD 2, 8X25	32	33	BRACKET, WATER TUBE CLAMP.....	27	5
BOLT, FLANGE, 8X20	25	23	BOLT, STUD, 10X55	91	32	BREAKER ASSY.....	94	1
	55	25	BOLT, STUD, 12X145	46	27	BRUSH ASSY.....	94	2
BOLT, FLANGE, 8X25	46	31	BOLT, STUD, 8X32	55	27	BRUSH SET.....	58	7
BOLT, FLANGE, 8X28	55	26	BOLT, TENSIONER	37	29	BUFFER, PLATE.....	51	4
BOLT, FLANGE, 8X30	32	26	BOLT, TENSIONER PIVOT	29	13	BULB, PRIMER.....	74	3
	53	49	BOSS, FLYWHEEL	79	1	BULB, WEDGE BASE.....	82	3
BOLT, FLANGE, 8X32	30	27	BOX ASSY., JUNCTION	98	1		102	9
BOLT, FLANGE, 8X35	26	24	BOX ASSY., REMOTE CONTROL	128	1		104	3
	46	29		116	1		4	
	93	66	BOX KIT, REMOTE CONTROL	118	1	BUSH A, COVER LOCK.....	61	25
	99	49		120	1		84	11
	129	50		122	1		84	12
BOLT, FLANGE, 8X45	46	30	BRACKET	124	1	BUSH B, COVER LOCK.....	84	13
BOLT, FLANGE, 8X50	26	26		126	1	BUSH COMP., VERTICAL SHAFT....	66	3
	42	16		82	8	BUSH, BLADE BRAKE.....	61	26
BOLT, FLANGE, 8X55	25	18		102	18	BUSH, INSULATION.....	54	20
	42	10		104	8	BUSH, LOWER CYLINDER.....	95	23
	85	22		12	12	BUSH, MOTOR CODE.....	91	27
BOLT, FLANGE, 8X60	47	20	BRACKET ASSY.	94	4		93	68
BOLT, FLANGE, 8X75	42	17	BRACKET A, CABLE	60	21	BUSH, SWIVEL CASE.....	90	18
BOLT, FLANGE, 8X90	41	31	BRACKET A, COUPLER	77	1		94	9
BOLT, FRICTION	99	29	BRACKET A, HARNESS CLIP	45	15	BUSH, TILT ARM.....	91	23
	129	29	BRACKET B, CABLE	77	6	BUTTON, THROTTLE.....	116	9
BOLT, FUEL PIPE	45	1	BRACKET B, HARNESS CLIP	38	9		118	9
BOLT, HEX.	95	30	BRACKET COMP., A.C. GENERATOR ..	54	17		120	10
BOLT, HEX., 10X235	91	35	BRACKET C, HARNESS CLIP	38	10		122	10
BOLT, HEX., 12X119	91	39	BRACKET D, HARNESS CLIP	25	14		124	8
BOLT, HEX., 12X130	32	31					126	8
	91	39						
BOLT, HEX., 12X225	66	12						
BOLT, HEX., 12X70	32	30						



PART NAME INDEX

Part name	Page	Ref.	Part name	Page	Ref.	Part name	Page	Ref.
BUZZER COMP., WARNING	99	46	CLAMP	102	12	CLIP, WIRE HARNESS, 25MM.....	51	15
	113	20		104	5	CLUTCH COMP., OVERRUNNING.....	58	2
	114	13	CLAMP B, WATER TUBE	27	12	COIL COMP., PLUG HOLE.....	56	1
	129	46	CLAMP, 18.5MM.....	39	28	COLLAR.....	53	26
				44	7	COLLAR, 8.5X14.5.....	46	39
[C]			CLAMP, ENGINE SUB CORD	81	3		50	28
CABLE ASSY., PUSH-PULL	108	1	CLAMP, FUEL HOSE	47	23		53	53
	109	1	CLAMP, HARNESS	98	9	COLLAR, CAMSHAFT.....	37	35
	110	1		128	9	COLLAR, C.D.I. UNIT CASE.....	44	8
	111	1	CLAMP, HOSE	49	11		47	22
CABLE ASSY., REMOTE CONTROL ..	99	34		81	1		57	6
	129	34	CLAMP, PIPE	49	12		77	18
CABLE ASSY., STARTER	77	2	CLAMP, POWER TILT CORD	99	31	COLLAR, DISTANCE.....	69	34
CABLE ASSY., SWITCH PANEL	78	20		129	31		99	60
	112	9	CLAMP, PURGE HOSE	50	30		62	62
CABLE COMP. A, COVER LOCK	84	8	CLAMP, TUBE	28	8		131	3
CABLE COMP. B, COVER LOCK	84	9			9			4
CABLE SET, PANEL INDICATOR ...	112	2		32	40	COLLAR, DISTANCE, 6X10X43.5...	133	11
CAMSHAFT COMP., EX.	36	5		47	21		99	70
CAMSHAFT COMP., IN.	36	1		50	22	COLLAR, DISTANCE, 6.5X9X3.....	129	68
		2		53	51	COLLAR, DISTANCE, 6.5X9X5.....	83	12
CAP COMP., OIL TANK	95	26		88	12	COLLAR, LINK JOINT.....	99	69
CAP, BOLT, 8MM	26	25	CLAMP, WATER TUBE.....	28	11		129	67
CAP, GRIP	116	7	CLIP	93	56	COLLAR, LOWER CYLINDER.....	91	29
	118	7			69	COLLAR, LOWER MOUNTING.....	66	7
	120	9	CLIP B1, TUBE.....	88	13	COLLAR, ORIFICE.....	95	44
	122	9	CLIP, BRAKE PIPE.....	61	24	COLLAR, SET.....	52	23
CAP, HANDLE	98	5	CLIP, EMERGENCY LOCK.....	99	43	COLLAR, SLIDING PLATE.....	98	16
	128	5		113	16		128	16
CAP, L. SIDE COVER	84	21		114	10	COLLAR, STEERING ROD.....	93	62
CAP, OIL	25	11		129	43	CONTROL UNIT, ELECTRONIC.....	57	3
CAP, REGULATOR	45	6	CLIP, FUEL HOSE	50	25	CORD ASSY., INDICATOR.....	77	19
CAP, SWITCH	116	8	CLIP, FUEL TUBE, 14	46	35		112	4
	118	8		77	16	CORD COMP., EMERGENCY.....	99	42
CAP, WATER JOINT	86	1	CLIP, HARNESS	50	27		113	15
CARTRIDGE, OIL FILTER	29	10	CLIP, HARNESS BAND	26	38		114	9
CASE ASSY., BALANCER HOLDER ..	42	1		27	17	COTTER, VALVE.....	37	28
CASE ASSY., CHAIN	38	1		76	7	COVER ASSY.....	124	11
CASE ASSY., ELECTRONIC PARTS ..	57	1		77	17		126	11
CASE ASSY., GEAR	65	1	CLIP, INJECTOR	134	6	COVER ASSY., ENGINE.....	83	1
CASE COMP., MOUNT	31	22	CLIP, MUDGUARD	45	3	COVER ASSY., FUSE.....	105	5
CASE COMP., PUMP	53	27	CLIP, PISTON PIN	86	17	COVER ASSY., OIL PATH.....	40	10
CASE COMP., SILENCER	47	5	CLIP, SENSOR HOSE	34	4	COVER B, TERMINAL.....	76	3
CASE KIT, EXTENSION	66	1	CLIP, TUBE	49	18		77	4
CASE, EXTENSION	66	2		49	1	COVER COMP.....	52	6
CASE, GEAR	63	3		50	23	COVER COMP., CYLINDER HEAD...	24	1
CASE, OIL	31	1			29	COVER COMP., FUSE.....	79	2
CASE, SWIVEL	89	15		51	1	COVER COMP., PLUG HOLE COIL...	24	4
	90	15			14	COVER KIT, REMOTE CONTROL BOX...	107	1
CHAIN	36	8		93	55			2
	42	5	CLIP, TUBE, 3.5	44	6	COVER, BEARING.....	54	5
CIRCLIP, EXTERNAL, 14MM	71	28	CLIP, WIRE HARNESS	76	6	COVER, CHAIN CASE.....	38	2
	73	30		86	18	COVER, DRAIN PLUG.....	86	8
CIRCLIP, EXTERNAL, 39MM	93	57		93	58	COVER, DUAL GRIP.....	120	8
CIRCLIP, INTERNAL	95	32		99	68		122	8
CIRCLIP, INTERNAL, 40	67	17		101	2	COVER, ENGINE.....	106	1
CLAMP	82	5						
	101	2						

PART NAME INDEX

Part name	Page	Ref.	Part name	Page	Ref.	Part name	Page	Ref.
COVER, EX. MANIFOLD	27	3	E-RING, 15MM	95	45	GRIP, REMOTE CONTROL HANDLE...	98	4
COVER, FLUSH VALVE	31	15	E-RING, 3MM	100	80		116	6
COVER, FR. SEPARATE	86	6		130	78		118	6
COVER, GEAR CASE	63	5	E-RING, 4MM	62	48		120	7
COVER, GRIP	124	4		100	81		122	7
	126	4		130	79		128	4
COVER, IMPELLER	68	5	E-RING, 6MM	62	49	GROMMET, ELECTRONIC PARTS CASE	57	2
	133	5		85	29	GROMMET, EXTENSION CASE.....	68	12
COVER, LOCK ARM	124	6		117	36	GROMMET, GEAR CASE.....	63	4
	126	6		119	36	GROMMET, POWER TILT SWITCH.....	86	4
COVER, L. ENGINE UNDER	86	10		121	41	GROMMET, RELAY.....	77	8
COVER, L. GRIP	116	5		123	41	GROMMET, REMOTE CONTROL CABLE	84	2
	120	6		125	28	GROMMET, SILENCER.....	47	6
COVER, OIL PUMP	29	4		127	28	GROMMET, SILENCER DUCT.....	47	7
COVER, PUMP	53	28	E-RING, 7MM	100	82	GROMMET, TA SENSOR.....	47	14
		29		130	80	GROMMET, UNDER CASE.....	44	4
COVER, RELIEF VALVE	31	19					47	15
COVER, R. ENGINE UNDER	86	9	[F]				84	3
COVER, R. GRIP	118	5	FILTER ASSY., SPOOL VALVE	40	9	GROMMET, UNDER COVER.....	86	5
	122	6	FILTER ASSY., VTC	40	13	GROMMET, VAPOR SEPARATOR.....	53	34
COVER, STARTER TERMINAL	77	3	FILTER B	95	16			35
COVER, THERMOSTAT	38	6	FILTER COMP., ELECTRONIC AIR	45	19	GROMMET, WATER CHECK.....	86	13
COVER, WATER JACKET	52	12	CONTROL VALVE	29	11	GROMMET, WATER TUBE.....	31	12
CRANKCASE COMP.	25	1	FLANGE COMP., OIL FILTER.....	52	2	GUIDE COMP. B, CAM CHAIN.....	36	13
CRANKSHAFT COMP.	35	8	FLOAT SET	52	2	GUIDE COMP., BALANCER SHAFT		
CUP SET, WATER SEPARATOR	51	3	FLYWHEEL COMP.	29	12	CHAIN	42	7
CUP, FUEL STRAINER	51	8	FRAME COMP., MOUNTING.....	89	11	GUIDE COMP., CAM CHAIN.....	36	12
			FUSE A	82	18	GUIDE COMP., EX.....	31	8
[D]				104	18	GUIDE COMP., ROD.....	95	14
DAMPER, HOOK	83	4	FUSE, BLADE	105	8		15	15
DOWEL PIN, 10X12	35	17	FUSE, BLOCK 100A	79	3	GUIDE, ENGINE COVER AIR.....	83	6
DOWEL PIN, 10X16	30	25	FUSE, MINI	80	10	GUIDE, EX. VALVE.....	40	3
	33	48			11	GUIDE, IN. VALVE.....	40	2
	41	27			12			
DOWEL PIN, 13X14	26	32	[G]			[H]		
DOWEL PIN, 13X20	26	31	GASKET A, INJECTOR BASE	45	11	HANDLE, REMOTE CONTROL	98	2
DOWEL PIN, 14X20	30	26	GASKET B, IMPELLER	68	6		116	4
	33	49		132	3		118	4
	41	28		133	6		120	5
DOWEL PIN, 18X13	42	12	GASKET COMP., CYLINDER HEAD ...	40	6		122	5
DOWEL PIN, 18X22	26	30	GASKET COMP., EX. MANIFOLD ...	27	4		124	3
DOWEL PIN, 4.2X10.3	37	34	GASKET, EX. GUIDE	31	9		126	3
DOWEL PIN, 6X10	33	47	GASKET, IDLE EX. PORT	31	11	HANGER B, ENGINE.....	128	2
	63	18	GASKET, MOUNT CASE	32	23	HANGER, ENGINE.....	54	1
	67	18	GASKET, UPPER MOUNTING HOLDER	89	14	HARNES ASSY., MAIN WIRE.....	25	5
DOWEL PIN, 8X10	42	13	GAUGE COMP., OIL LEVEL	31	5	HARNES ASSY., METER.....	76	1
DRIVER, CHECK BOLT	97	7	GEAR ASSY., INTERNAL	59	15		82	2
DRIVER, SCREW	97	1			23		102	6
DUCT A, SILENCER	44	1	GEAR ASSY., PLANETARY	58	3		104	2
DUCT B, SILENCER	44	2	GEAR COMP., BEVEL	70	7		105	3
				72	8	HARNES ASSY., REMOTE CONTROL		
[E]			GEAR, BEVEL	70	8	SUB	134	2
END COVER, RR.	54	19		72	7	HARNES ASSY., SWITCH PANEL...	112	8
END, NIPPLE	63	10	GEAR, PINION	68	16		114	4
E-RING, 10MM	69	35	GENERATOR ASSY., A.C.	54	15	HARNES COMP.	53	43
E-RING, 12MM	62	50	GRIP	97	2	HARNES, TROLLING CONTROL		
						SWITCH PANEL	135	5
						HEAD KIT, CYLINDER	40	1



PART NAME INDEX

Part name	Page	Ref.	Part name	Page	Ref.	Part name	Page	Ref.
HOLDER	52	11	JOINT SET	52	8	MARK, FR. EMBLEM	96	5
HOLDER ASSY., BRUSH	54	2	JOINT, DRIVE	95	13			6
HOLDER COMP., BRUSH	58	9	JOINT, FOUR-WAY	28	6	MARK, FUSE	105	6
HOLDER, BEARING	72	11	JOINT, FUEL PIPE	45	8	MARK, HANDLE FLUSH MOUNT	124	18
HOLDER, DRAIN TUBE	62	46			9		126	18
HOLDER, NEUTRAL LOCK	124	14		53	39	MARK, HONDA	96	8
	126	14	JOINT, FUEL TUBE	28	2	MARK, REMOTE CONTROL	117	21
HOLDER, OIL FILTER	29	16		74	1		119	21
HOLDER, PROPELLER SHAFT	70	10			2		121	24
	72	10		75	12		123	24
HOLDER, SEAL	60	20		88	7	MARK, RR.	96	2
HOLDER, SHIFT ROD	68	11	JOINT, WATER HOSE	88	10			3
HOLDER, UPPER MOUNTING	89	13				MARK, SIDE STRIPE	96	4
HOSE COMP., FUEL	49	6	[K]			METAL COMP., ANODE	63	9
HOSE KIT, RIGGING	101	1	KEY, 4.5X21	35	16	METAL KIT, ANODE	89	1
HOSE, PRESSURE REGULATOR			KEY, WOODRUFF	69	24	METAL, ANODE	27	1
RETURN	49	13		132	4	METAL, BALANCER SHAFT	42	8
HOUSING ASSY., L. INNER	116	3		133	9	METER ASSY., TRIM	82	10
	120	3	KIT, CABLE	134	1		104	10
	122	3	KIT, COVER HOOK	83	15	METER KIT, HOUR	102	5
HOUSING ASSY., R. INNER	126	2				METER KIT, TACHO	102	4
	118	3	[L]				105	2
	120	4	LABEL, FUSE	96	1	METER KIT, TRIM	102	1
	122	4	LABEL, OIL CAUTION	96	11	METER KIT, VOLT	102	3
	124	2	LABEL, WARNING OPERATOR	96	12	MOTION COMP., LOST	40	7
HOUSING COMP., DUAL REMOTE						MOTOR ASSY., POWER TILT	94	3
CONTROL BOX	120	14	LAMP ASSY., INDICATION	99	44	MOTOR ASSY., STARTER	58	1
	122	14		113	18	MOUNT COMP., UPPER RUBBER	89	12
HOUSING COMP., REMOTE CONTROL				114	11			
BOX	98	10		129	44	[N]		
		11	LEVER SET	59	17	NIPPLE, GREASE	93	59
	116	13	LEVER, COVER LOCK	84	10	NIPPLE, SENSOR	63	11
	118	13	LEVER, HANDLE LOCK	98	3	NUT-WASHER, 5MM	55	30
	128	10		128	3	NUT-WASHER, 6MM	76	5
HOUSING, IMPELLER	68	3	LEVER, IDLE	98	22	NUT-WASHER, 8MM	77	13
	133	3		128	22	NUT, ADJUSTER ROD	92	43
HOUSING, LEAD	116	14	LINER, PUMP	68	4	NUT, CASTLE, 18MM	71	13
	118	14		133	4		73	14
	120	15	LINER, SWIVEL CASE	90	17	NUT, CLIP	86	15
	122	15	LINE, FUEL	45	4	NUT, FLANGE CAP, 10MM	26	28
HOUSING, LOWER CENTER MOUNTING	66	8	LINKAGE, PIVOT	60	1	NUT, FLANGE CAP, 6MM	24	6
HOUSING, LOWER MOUNTING	66	5	LINK, THROTTLE	60	3	NUT, FLANGE, 10MM	92	44
HOUSING, REMOTE CONTROL BOX ..	98	12	LOCK COMP., FR.	84	19	NUT, FLANGE, 12MM	66	14
	128	12	LOCK COMP., SIDE	84	20		91	40
HOUSING, WATER SEAL	68	15				NUT, FLANGE, 5MM	112	3
			[M]				114	2
[I]			MANIFOLD COMP., EX.	27	2	NUT, FLANGE, 6MM	46	33
IMPELLER, PUMP	68	2	MANIFOLD COMP., INTAKE	45	14	NUT, FLANGE, 8MM	46	32
	132	2	MARK	96	9		55	29
	133	2	MARK, CAUTION	96	10	NUT, HEX., 12MM	93	63
INJECTOR ASSY., FUEL	45	2	MARK, COUNTER ROTATION	96	15	NUT, HEX., 16MM	86	16
INSULATOR	53	31	MARK, FAST IDLE	99	48		99	54
INSULATOR COMP.	53	30		129	49		113	23
			MARK, FLUSH MOUNT	124	19	NUT, HEX., 18MM	114	16
[J]				126	19	NUT, HEX., 20MM	129	54
JOINT A, BREATHER	89	4	MARK, FOUR STROKE	96	7		68	21
							61	32

PART NAME INDEX

Part name	Page	Ref.	Part name	Page	Ref.	Part name	Page	Ref.
NUT, HEX., 4MM	82	15	O-RING SET, 3.5X31.7	95	41	PACKING, ELECTRONIC AIR		
	103	21	O-RING, 105X3.1	71	27	CONTROL VALVE	46	21
	104	15		73	29	PACKING, FLASH VALVE	31	20
	135	8	O-RING, 11.5X3.5	33	45	PACKING, INTAKE MANIFOLD	45	12
NUT, HEX., 5MM	62	47	O-RING, 13X1.5	26	37	PACKING, OIL PAN	31	2
	82	14	O-RING, 15X1.9	39	27	PACKING, OIL PUMP BODY	29	3
	100	79		41	24	PACKING, SINGLE	116	18
	102	20			25		118	18
	104	14	O-RING, 15.54X2.26	93	61	PACKING, THERMOSTAT COVER	38	7
	117	29	O-RING, 16MM	33	44	PACKING, THERMOSTAT SPACER	38	8
		35	O-RING, 1.8X69.6	95	35	PACKING, THROTTLE BODY	45	13
	119	29	O-RING, 1.8X7.7	95	37	PANEL ASSY., INDICATOR	113	17
		35	O-RING, 1.9X11	95	38	PANEL ASSY., SWITCH	112	5
	121	33	O-RING, 20.6X2.6	33	46	PANEL ASSY., TROLLING CONTROL	135	6
		34	O-RING, 22.5X2.4	30	22	PANEL KIT, SWITCH	112	1
		40	O-RING, 25X2.4	62	45		114	1
	123	33	O-RING, 26X2.7	26	34	PANEL, CONTROL	112	6
		34	O-RING, 2.0X70.5	95	34			7
		40	O-RING, 33.2X2.4	50	26			114
	130	77	O-RING, 37X2.4	27	15	PIN A, DOWEL, 12X16	42	14
NUT, HEX., 6MM	55	31	O-RING, 3.5X35.7	95	39	PIN, 6X6	99	66
	83	14	O-RING, 3.5X38.7	95	36		129	64
	99	55	O-RING, 3.5X41.7	95	40	PIN, LINK	62	38
	100	78	O-RING, 55.6X3.5	69	31			40
	125	25	O-RING, 58.5X3.5	69	33	PIN, LOCK, 6MM	99	65
	127	25	O-RING, 59.4X3.1	59	22		129	63
	129	55	O-RING, 6.5X1.5	26	35	PIN, PISTON	34	3
NUT, LOCK, 64MM	130	76	O-RING, 6.9X1.45	63	19	PIN, SHIFTER, 8X47	70	2
NUT, PULLEY LOCK	68	20	O-RING, 76.4X3.1	27	13		72	2
NUT, SELF-LOCK	54	7	O-RING, 79.8X3.1	27	14	PIN, SHIFT LINK	62	39
	92	41	O-RING, 7.45X3.61	46	38	PIN, SNAP, 12MM	62	41
		42	O-RING, 7.47X3.6	46	37	PIN, SPLIT, 4.0	71	19
		45	O-RING, 7.8X1.9	46	36		73	21
NUT, SELF-LOCK, 5MM	63	17		53	52	PIN, SPRING, 2.5X20	93	64
NUT, SELF-LOCK, 6MM	63	16	O-RING, 9.5X1.5	39	25	PIN, UPPER CYLINDER	95	24
NUT, TAPPET ADJUSTING	37	32	O-RING, 9.5X1.9	26	36	PIPE COMP., OIL LEVEL	31	6
		33		27	16	PIPE, HARNESS GUIDE	99	32
NUT, WATER MOUTH	88	9		39	26		129	32
			O-RING, CHAIN CASE	39	23	PISTON A	34	2
[O]			O-RING, THERMOSTAT COVER	31	21	PISTON B	34	2
			O-RING, WATER PUMP	69	32	PISTON COMP., FREE	95	20
OIL SEAL	95	33		132	5	PIVOT, SHIFT	60	15
OIL SEAL, 14X26X6	62	43		133	10		98	17
OIL SEAL, 31X46X7	29	21					128	17
OIL SEAL, 39.5X52X6	93	60	[P]			PIVOT, SHIFT SLIDE	60	16
OIL SEAL, 43X58X7	39	22	PACKING	59	16	PLATE	51	12
OIL SEAL, 46X60X9	29	20		82	7		52	10
OIL SEAL, 80X98X10	26	33			11	PLATE COMP., SLIDING	98	15
ORIFICE, LOWER BLOCK	25	4			11		128	15
ORIFICE, OIL JET	25	7			95	PLATE COMP., THROTTLE	60	4
O-RING	47	12			102	PLATE SET, TRANSOM	115	2
	51	11			104	PLATE SET, TRIM ADJUST	115	1
	52	13			104	PLATE, CABLE CLAMP	116	11
		14			11		118	11
		15	PACKING, CHAIN CASE	39	24		120	12
		16	PACKING, CYLINDER HEAD COVER ..	24	2		122	12
		17	PACKING, DUAL	120	19	PLATE, CRANK PULSER	35	13
		18		122	19	PLATE, DWELL	116	15
		19					118	15

PART NAME INDEX

Part name	Page	Ref.	Part name	Page	Ref.	Part name	Page	Ref.
PLATE, DWELL	120	16	PUMP KIT, IMPELLER	132	1	SCREW	54	9
	122	16		133	1			12
	124	10	PUMP UNIT, FUEL	52	4	SCREW-WASHER	52	20
	126	10			9		54	10
PLATE, HANDLE	116	10		53	37	SCREW-WASHER, 3X22	102	19
	118	10	[R]			SCREW-WASHER, 4X25	54	11
	120	11				SCREW-WASHER, 5X15	80	9
	122	11	RECEIVER, THRUST	91	28	SCREW SET	47	1
PLATE, LEVER SETTING	98	8	RECTIFIER ASSY.	54	21	SCREW SET, DRAIN	52	7
	128	8	REGULATOR ASSY.	54	22	SCREW, 6X95	99	53
PLATE, LOCK	60	17	REGULATOR ASSY., PRESSURE	45	5		129	53
PLATE, REMOTE CONTROL	99	47	RELAY ASSY., FUEL PUMP	79	5	SCREW, FLAT, 5X12	99	52
	129	47	RELAY ASSY., POWER	80	6		129	52
		48	RELAY ASSY., POWER TILT	77	7	SCREW, FLAT, 6X16	30	23
PLATE, REMOTE CONTROL CABLE ..	60	5	RETAINER, VALVE SPRING	37	26	SCREW, OVAL, 5X50	64	21
PLATE, RUBBER SETTING	63	1	RING	53	32	SCREW, PAN	52	21
PLATE, SHIFT	70	6	RING SET, PISTON	34	1	SCREW, PAN, 4X10	117	26
	72	6	RING, BACK UP	95	17		119	26
PLATE, SHIFT PIVOT	60	14	RING, CROSS PIN	70	3		121	29
PLATE, SPEED SENSOR TUBE	90	16		72	3	SCREW, PAN, 5X10	100	72
PLATE, SPRING SETTING	98	23	RING, INNER	62	42		117	23
	129	23	RING, STOPPER	60	11		119	23
PLATE, TDC PULSE	36	3	RING, WATER TUBE SEAL	68	8		121	26
PLATE, WATER TUBE	31	13		133	7		123	26
PLATE, WINKER BUZZER	99	45	ROD COMP. A, SHIFT	60	10		130	70
	113	19	ROD COMP., CONNECTING	34	6	SCREW, PAN, 5X12	51	7
	114	12	ROD COMP., PISTON	95	12	SCREW, PAN, 5X16	117	22
	129	45			18		119	22
PLIERS, 135	97	4	ROD COMP., SHIFT	68	9		123	25
PLUG, FUEL TUBE	88	8	ROD COMP., THROTTLE	60	2		124	20
PLUG, INNER CONNECTOR	99	35	ROD KIT, STEERING	89	3		126	20
	102	7	ROD, ADJUSTING	91	21	SCREW, PAN, 5X18	47	16
	105	9	ROD, STEERING	91	26		117	25
	112	10	ROLLER, 3X12.8	71	25		119	25
	114	5		73	27		121	28
	129	35	ROLLER, 5X8	30	28		123	28
	134	3	ROLLER, CLICK	99	67	SCREW, PAN, 5X20	117	24
PLUG, OUTER CONNECTOR	99	36		129	65		119	24
	102	8	ROTOR ASSY.	54	16		121	27
	105	10	ROTOR COMP.	58	5		123	27
	112	11	ROTOR, INNER OIL PUMP	29	8	SCREW, PAN, 5X30	125	22
	114	6	ROTOR, OUTER OIL PUMP	29	9		127	22
	129	36	RUBBER B, STAND STOPPER	87	21	SCREW, PAN, 5X40	113	22
	134	4	RUBBER COMP., LOWER MOUNT	66	6		114	15
PLUG, SPARK	56	4	RUBBER, FR. CARRIER CUSHION ..	46	22		117	28
PLUG, TDC HOLE	40	16	RUBBER, MOUNT CASE SEAL	32	24		119	28
PLUG, VTC HOLE	40	11	RUBBER, OIL PUMP	31	3		121	31
PORT, IDLE EXHAUST	31	10	RUBBER, RING	39	29		123	31
PROPELLER COMP., THREE BLADES	70	11	RUBBER, TROLLING CONTROL			SCREW, PAN, 5X55	121	32
	71	11	SWITCH PANEL	135	2		123	32
	72	12				SCREW, PAN, 5X65	117	34
	73	12	[S]				119	34
PULLER, MINI FUSE	79	4	SCREEN COMP., FUEL STRAINER ...	53	41		121	39
PULLEY	54	6	SCREEN, L. WATER	63	7	SCREW, PAN, 5X8	59	20
PULLEY, CRANKSHAFT	14	14	SCREEN, R. WATER	63	6	SCREW, PAN, 6X10	99	51
PUMP ASSY.	94	11					129	51
PUMP ASSY., FUEL	49	5						
PUMP ASSY., OIL	29	2						

PART NAME INDEX

Part name	Page	Ref.	Part name	Page	Ref.	Part name	Page	Ref.
SCREW, PAN, 6X18	27	18	SENSOR ASSY., WATER			SPACER, CABLE CLAMP	120	18
	117	27		27	7		122	18
	119	27		38	11		124	13
	121	30			12		126	13
	123	30	SENSOR, LAF	27	6		129	33
SCREW, PAN, 6X22	59	19	SENSOR, OIL PRESSURE	25	16	SPACER, CLICK SPRING	99	27
SCREW, PAN, 6X25	87	20	SEPARATOR ASSY., VAPOR	53	33		129	27
SCREW, PAN, 6X35	125	23	SEPARATOR ASSY., WATER	51	2	SPACER, NEUTRAL SWITCH	99	30
	127	23	SHAFT ASSY., CLUTCH	59	13		129	30
SCREW, PAN, 6X8	66	13	SHAFT ASSY., GEAR	59	14	SPACER, REMOTE CONTROL BOX	99	26
	91	37	SHAFT COMP. A, SHIFT	60	12		129	26
	95	31	SHAFT COMP. B, SHIFT	60	18	SPACER, THERMOSTAT COVER	38	5
SCREW, RIVET, 5X10	91	38	SHAFT COMP., FR. BALANCER	42	2	SPANNER, 10X12	97	8
SCREW, TAPPET ADJUSTING	37	22	SHAFT COMP., RR. BALANCER	42	3	SPANNER, 14X17	97	9
		23	SHAFT, COVER OPEN	84	17	SPANNER, 8MM	97	3
SCREW, TAPPING	101	3	SHAFT, EX. ROCKER	36	18	SPEEDOMETER KIT	102	2
SCREW, TAPPING, 4X12	83	13	SHAFT, FR. LOCK	84	18		105	1
SCREW, TAPPING, 5X10	100	74	SHAFT, IN. ROCKER	36	17	SPRING COMP., CLICK	89	5
	130	72	SHAFT, PROPELLER	70	9	SPRING, ACCELERATOR WHEEL	98	21
SCREW, TAPPING, 5X12	100	75		72	9		128	21
	130	73	SHAFT, ROCKER	36	17	SPRING, AIR FLOW TUBE	47	3
SCREW, TAPPING, 5X20	44	9	SHAFT, THROTTLE BUTTON	124	9	SPRING, CHOKE RETURN	99	25
SCREW, TAPPING, 5X25	100	77		126	9		129	25
	130	75	SHAFT, TILTING	91	22	SPRING, CLICK	60	9
SCREW, TAPPING, 5X8	100	73	SHAFT, VERTICAL	68	13	SPRING, CLICK ASSIST	89	6
	130	71	SHIFTER, CLUTCH	70	1	SPRING, COVER LOCK HOOK	84	14
SCREW, TAPPING, 6X16	100	76		72	1		15	15
	130	74	SHIM A, BEVEL	71	17	SPRING, EX. VALVE	37	25
SCREW, TAPPING, 6X30	125	24		73	18	SPRING, FLUSH VALVE	31	16
	127	24	SHIM A, GEAR	69	23	SPRING, IN. VALVE	37	24
SCREW, TRUSS, 4X12	124	21	SHIM A, THRUST	73	19	SPRING, LOCK ADJUSTER	83	5
	126	21	SHIM B, BEVEL	71	17	SPRING, LOCK LEVER RETURN	84	16
	52	22		73	18	SPRING, MOTOR	94	7
SCREW, WASHER	86	11	SHIM B, GEAR	69	23	SPRING, NEUTRAL LOCK ARM	124	7
SEAL A, COVER UNDER	40	4	SHIM B, THRUST	73	19		126	7
SEAL A, VALVE STEM	86	12	SHIM C, BEVEL	71	17	SPRING, RELIEF VALVE	29	6
SEAL B, COVER UNDER	40	5		73	18	SPRING, REMOTE CONTROL HANDLE	98	7
SEAL B, VALVE STEM	83	2	SHIM C, GEAR	69	23		128	7
SEAL, ENGINE COVER	86	7	SHIM C, THRUST	73	19	SPRING, SET	53	42
SEAL, FR. SEPARATE COVER	56	2	SHIM D, BEVEL	71	17	SPRING, SHIFT	70	5
SEAL, PLUG HOLE	24	3		73	18		72	5
SEAL, SPARK PLUG TUBE	62	44	SHIM D, GEAR	69	23	SPRING, SHIFT CLICK	99	24
SEAL, WATER	95	42	SHIM D, THRUST	73	19		129	24
	69	30	SLIDER, SHIFT	70	4	SPRING, SHIFT ROD	68	10
SEAL, WATER, 12X21X6	33	43		72	4	SPRING, SILENCER DUCT GROMMET	47	8
SEAL, WATER, 22X35X7	69	29	SLINGER, OIL	68	14	SPROCKET COMP., CHAIN DRIVE	35	12
SEAL, WATER, 23X36X6	69	28	SOCKET COMP.	82	9	SPROCKET, CAM CHAIN DRIVEN	36	6
SEAL, WATER, 23X36X8	71	26			13	SPROCKET, CAM CHAIN DRIVEN IN.	36	7
SEAL, WATER, 30X45X7	73	28		102	14	SPROCKET, DRIVEN	42	4
	37	27		15	15	STAY A, PLATE	52	3
SEAT, VALVE SPRING	88	11		104	9	STAY, A.C. GENERATOR	54	18
SEAT, WATER MOUTH	47	13			13	STAY, FUEL STRAINER	51	9
SENSOR ASSY., AIR TEMP	38	13	SPACER KIT, REMOTE CONTROL BOX	116	2	STAY, PLATE	53	36
SENSOR ASSY., CRANK	25	12		118	2	STAY, POWER TILT SWITCH	86	3
SENSOR ASSY., KNOCK	47	11		120	2	STAY, VAPOR SEPARATOR	53	38
SENSOR ASSY., MAP	40	15		122	2	STOPPER	36	10
SENSOR ASSY., TDC	89	8	SPACER, CABLE CLAMP	99	33	STOPPER SET, SLEEVE	58	8
SENSOR ASSY., TRIM ANGLE	25	15		116	17	STOPPER, TILT	91	25
SENSOR ASSY., WATER TEMPERATURE				118	17	STRAINER ASSY., VTC	40	12

PART NAME INDEX

Part name	Page	Ref.	Part name	Page	Ref.	Part name	Page	Ref.
STRAINER COMP., FUEL	51	5	TIE, CABLE	105	7	[V]		
STRAINER COMP., OIL	31	4		112	12	VALVE ASSY., AIR BYPASS	45	16
STRAINER, FUEL	51	6		129	37	VALVE ASSY., ELECTRONIC AIR		
STRAINER, FUEL PUMP	49	8		134	5	CONTROL	45	20
SUB HARNESS ASSY., POWER			T-JOINT	31	7	VALVE ASSY., RELIEF	31	17
TRIM-TILT	116	19		49	15	VALVE ASSY., SPOOL	40	8
	118	19	TRIM-TILT ASSY., POWER	94	10	VALVE COMP., IN.	74	4
	121	20	TUBE ASSY. D, FUEL	88	4	VALVE COMP., MANUAL	95	21
		21	TUBE ASSY., FUEL	74	6	VALVE COMP., OUTLET	74	5
	123	20		75	6	VALVE COMP., RESERVOIR	95	22
		21	TUBE ASSY., FUEL TANK	74	6	VALVE SET, FLOAT	52	1
	124	16		75	6	VALVE, CHECK	49	17
	126	16	TUBE A, WATER RELIEF	28	4	VALVE, EX.	37	21
SUSPENSION, STRAINER	49	9	TUBE B, AIR VENT	49	3	VALVE, FLASH	31	18
	51	10	TUBE B, FUEL	49	10	VALVE, IN.	37	20
SWITCH ASSY., COMBINATION ----	99	38	TUBE B, WATER RELIEF	28	5	VALVE, RELIEF	29	5
	113	13	TUBE COMP. A, FUEL	88	1			
	114	7	TUBE COMP. B, FUEL	88	2	[W]		
	129	38	TUBE COMP. C, AIR VENT	49	2	WASHER	62	35
SWITCH ASSY., EMERGENCY STOP -	99	41	TUBE COMP. E, FUEL	88	6	WASHER B, THRUST, 14MM	61	33
	113	14	TUBE COMP. E, WATER	28	7	WASHER, 10MM	92	49
	114	8	TUBE COMP., AIR VENT	49	4	WASHER, 26MM	66	15
	129	41	TUBE COMP., WATER RELIEF	28	3	WASHER, 28MM	99	64
SWITCH ASSY., MAGNET	59	12	TUBE C, FUEL	88	3		129	62
SWITCH ASSY., NEUTRAL	60	22	TUBE D, FUEL	49	7	WASHER, 6MM	99	61
	61	22		88	5		129	60
SWITCH ASSY., POWER TILT ----	86	2	TUBE F, FUEL	53	40	WASHER, DRAIN PLUG, 12MM	32	39
SWITCH ASSY., POWER TRIM-TILT	99	39	TUBE F, WATER	49	14	WASHER, DRAIN PLUG, 20MM	30	24
	117	20	TUBE G, WATER	49	16		41	26
	119	20	TUBE KIT, SPEED SENSOR	89	2	WASHER, HEAD COVER	24	7
	121	22	TUBE, 12X740	48	25	WASHER, LOCK, 5MM	117	30
		23	TUBE, 5X140	64	22		119	30
	123	22	TUBE, 5X270	64	22		121	35
		23	TUBE, 5X950	93	65		123	35
	124	17	TUBE, 7X120	28	14		125	26
	126	17	TUBE, 7X160	33	51		127	26
	129	39	TUBE, 7X200	33	52	WASHER, LOCK, 6MM	117	32
SWITCH ASSY., TROLLING CONTROL	135	1	TUBE, 7X40	33	50		119	32
			TUBE, 7X75	28	12		121	37
[T]			TUBE, 7X90	28	13		123	37
TAB, TRIM	63	8	TUBE, BYPASS SOLENOID	45	18	WASHER, PIVOT	60	7
TACHOMETER ASSY.	82	6	TUBE, DIAPHRAGM	45	17		68	1
	104	6	TUBE, FUEL LONG	75	7	WASHER, PLAIN	52	24
TANK, OIL	95	25	TUBE, FUEL SHORT	75	8		71	18
TENSIONER ASSY., CAM CHAIN ---	36	9	TUBE, FUEL, 3.5X430	50	31		73	20
TENSIONER COMP., BALANCER			TUBE, FUEL, 7.3X500	75	8		85	26
SHAFT CHAIN	42	6	TUBE, FUEL, 8X300	88	14		92	50
TERMINAL, CABLE	116	16	TUBE, OIL	28	1	WASHER, PLAIN, 10MM	32	38
	118	16	TUBE, PRESSURE REGULATOR				61	34
	120	17	CONTROL	45	7		67	16
	122	17	TUBE, SPEED METER	102	11		69	22
	124	12	TUBE, SPEED SENSOR	89	10	WASHER, PLAIN, 12MM	32	38
	126	12	TUBE, SPIRAL	89	9		61	34
		3		93	67		67	16
THERMOSTAT ASSY.	38	3	TUBE, VINYL, 4X7X160	48	24		83	11
		4	TUBE, WATER	68	7		92	51
THROTTLE BODY ASSY.	47	2	TUBE, WATER RELIEF	31	14		93	52
TIE, CABLE	78	21						53
	99	37						

PART NAME INDEX

Part name	Page	Ref.	Part name	Page	Ref.	Part name	Page	Ref.
WASHER, PLAIN, 4MM	99	56	WRENCH, EYE, 19MM	97	11			
	129	56	WRENCH, HEX., 6MM	97	6			
WASHER, PLAIN, 5MM	99	57	WRENCH, PLUG	97	5			
		58						
	113	25	[Y]					
	114	18						
	117	31	YOKE ASSY.	94	6			
		33	YOKE COMP.	58	4			
	119	31						
		33						
	121	36						
		38						
	123	36						
		38						
	129	57						
		58						
WASHER, PLAIN, 6MM	62	36						
	83	10						
	99	59						
	125	27						
	127	27						
	129	59						
WASHER, PLAIN, 8MM	62	37						
	77	14						
	85	25						
		28						
	99	63						
	129	61						
WASHER, PROPELLER	71	16						
	73	17						
WASHER, PROPELLER THRUST	71	14						
	73	15						
WASHER, SEALING, 28MM	26	29						
WASHER, SEALING, 6MM	53	50						
WASHER, SHIFT SHAFT	61	33						
WASHER, SPRING, 4MM	82	17						
	103	23						
	104	17						
	135	9						
WASHER, SPRING, 5MM	82	16						
	103	22						
	104	16						
	113	26						
	114	19						
WASHER, THRUST	35	10						
	37	19						
WASHER, THRUST BEARING	71	15						
	73	16						
WASHER, THRUST, 34MM	92	48						
WASHER, WAVE, 10MM	85	27						
WASHER, WAVE, 26MM	92	47						
WASHER, WAVE, 40MM	92	46						
WHEEL, ACCELERATOR	98	20						
	128	20						
WHEEL, CONTROL	98	13						
	128	13						
WIRE, LEAD	66	4						
	94	8						
WRENCH, BOX	97	10						

1

FOREWORD INDEX

2

ENGINE GROUP

3

FRAME GROUP

4

PART NUMBER INDEX

5

PART NAME INDEX

HONDA
The Power of Dreams