

OUTBOARD MOTOR

BF175Ak2
BF175Ak3
BF200Ak2
BF200Ak3
BF225Ak2
BF225Ak3

PARTS CATALOGUE

3



BF175AK2



BF200AK2



BF255AK2

FOREWORD INDEX

1

ENGINE GROUP

2

FRAME GROUP

3

PART NUMBER INDEX

4

PART NAME INDEX

5

Instruction for use of parts catalogue

- **This parts catalogue was prepared based on the latest information available as of August 01, 2015.**
 - See the parts catalogue news for any revision that is made after August 01, 2015.
- **Always specify the part number when ordering a part.**
 - Check the model, type, serial numbers, color, maker, and the size as needed before ordering a part.
 - Note that the illustrations (part drawings) can differ from the actual parts in shape. They are given just to help you to refer to the parts.
- **When modifications or additions to this parts catalogue are made, a revised edition will be issued at an appropriate time, with successively progressing revision numbers on the cover. We recommend obtaining such revisions in order to keep your parts catalogue up-to-date at all times. To check whether a parts catalogue revision has been issued, please contact your Honda distributor.**

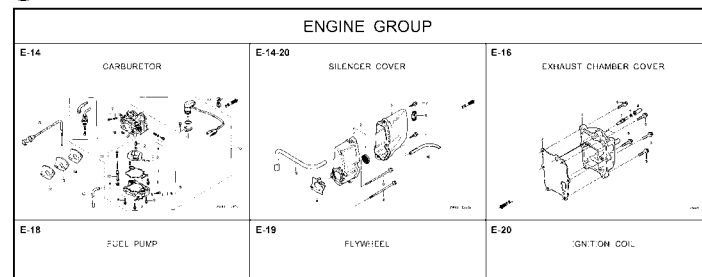
Initial version issue date November 10, 2011
Honda Motor Co., Ltd.

CONTENTS

	Page
● Instruction for use of parts catalogue	1
● How to refer to the part information	2
● Part catalogue structure	3
● When the parts were revised.....	4
● Abbreviations used in the parts catalogue.....	4
● How to check the part block and serial numbers.....	5
● Models, parts catalogue codes and applicable serial numbers.....	6
● Features of each type.....	10
● Fuel hose, general purpose hoses and vinyl hose	13
● FLAT RATE SERVICE TIME	14
● Illustrated index	19
● ENGINE GROUP.....	27
● FRAME GROUP.....	79
● PART NO. INDEX.....	165
● PART NAME INDEX.....	172

How to refer to the part information

A Reference with "Illustrated index"



B Reference with "Part number index"

PART NO. INDEX				
Part Number	Page Ref.	Part Number	Page Ref.	Pi
06000		15212-ZW9-000	49 7	17583
		15220-ZW9-003	49 8	17583
06316-ZW9-000	104 1	15332-ZW9-000	74 2	17611
		15332-ZW9-A30	76 2	17611
11000		15400-PFB-004	46 5	17612
		15422-ZW9-000	49 9	17620
11300-ZW9-000	46 1	15473-881-000	49 10	17620
11300-ZW9-800	46 1	15474-ZW9-000	49 11	17624
11340-ZW9-000	46 2	15611-921-000	45 6	17650
11342-ZW9-000	46 3	15655-ZW9-000	46 6	
11381-ZW9-003	47 1			17660
				17661
12000		16000		
		16010-ZV4-005	55 1	17665
12000-ZW9-000ZA	46 4	16011-ZV4-005	55 2	17670
12155-ZV4-A00	48 1	16013-ZW9-003	55 3	17680
12166-ZW9-000	45 1	16016-ZW9-003	55 4	
12209-6B4-681	51 1	16016-ZW9-721	55 4	17701
12210-ZW9-000ZA	45 2	16023-ZW9-003	55 5	17701
12216-ZE2-300	74 1	16024-ZV4-650	55 6	17701
		16028-ZV4-650	55 7	17702

C Reference with "Part name index"

PART NAME INDEX		
Part name	Page	Ref.
[A]		
ABSORBER, FUEL	80	5
ARMATURE COMP.	62	7
ARM COMP., LINK JOINT	102	18
ARM COMP., SHIFT LINK	102	14
ARM COMP., TILT	97	20
ARM, FUEL PUMP ROCKER	51	4
ARM, REVERSE LOCK	97	18
ARM, SHIFT LINK	92	7
ARM, STOPPER	52	12
ARM, THROTTLE REMOTE	92	6
ARM, VALVE ROCKER	51	3
[B]		
BAG, TOOL, 160MM	101	10
BAND	103	37
BAND B1, WIRE	87	1
BAND, CORD	85	18
BAND, TUBE CLIP, 11MM	81	20
BAND, TUBE CLIP, 12.5MM	81	19

E-2 CYLINDER HEAD

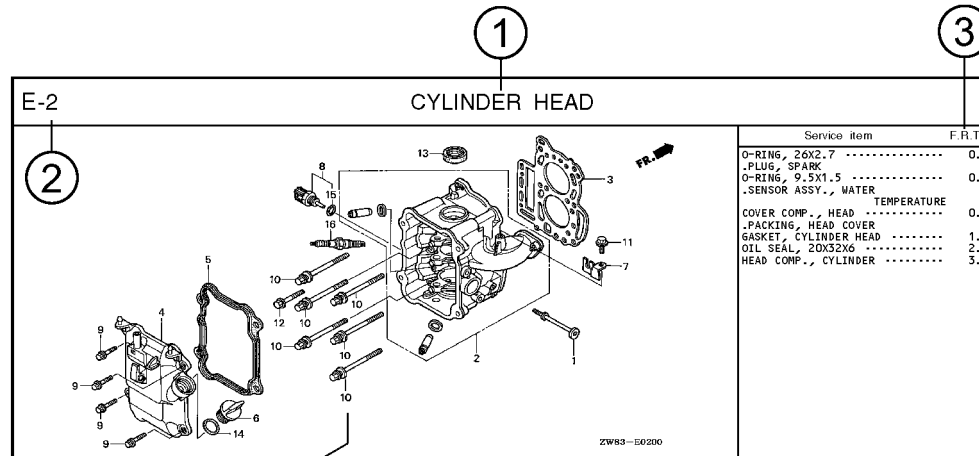
Ref No.

Ref. No.	Part No.	Description	Reqd. QTY						Serial No.	Parts catalogue code
			9901	9901	1001	1001	1001	1001		
1	12166-ZW9-000	STOPPER, ENGINE SIDE	2	2	2	2	2	2		
2	12210-ZW9-000ZA	HEAD COMP., CYLINDER	1	1	1	1	1	1		
3	12251-ZW9-003	GASKET, CYLINDER HEAD	1	1	1	1	1	1		
4	12310-ZW9-000	COVER COMP., HEAD	1	1	1	1	1	1		
5	12312-ZW9-000	PACKING, HEAD COVER	1	1	1	1	1	1		
6	15611-921-000	CAP, OIL (NO GAUGE)	1	1	1	1	1	1		
7	16617-ZW9-000	HOLDER, CABLE	1	1	1	1	1	1	SC,SG	
	16617-ZW9-010		1	1	1	1	1	1	1001800 LHC,LHD	
			1	1	1	1	1	1	1001801 LHC,LHD	
8	35673-ZW5-003	SENSOR ASSY., WATER	1	1	1	1	1	1		
9	90003-ZW9-000	BOLT, FLANGE, 6X22	4	4	4	4	4	4		
10	90007-ZW9-003	BOLT, FLANGE, 8X83	6	6	6	6	6	6		
11	90011-ZW9-000	BOLT, FLANGE, 6X14(CT200)	1	1	1	1	1	1		
12	90020-ZW9-000	BOLT, FLANGE, 8X40	2	2	2	2	2	2		
13	91202-KJ9-003	OIL SEAL, 30X32X6	1	1	1	1	1	1		
14	91301-805-000	O-RING, 26X2.7	1	1	1	1	1	1		
15	91307-PK2-005	O-RING, 9.5X1.5(HONDA KIKAKI)	1	1	1	1	1	1		
16	98059-55916	PLUG, SPARK (CR5EH-9)	2	2	2	2	2	2		
	98059-55926	PLUG, SPARK (U16FER9)	2	2	2	2	2	2		

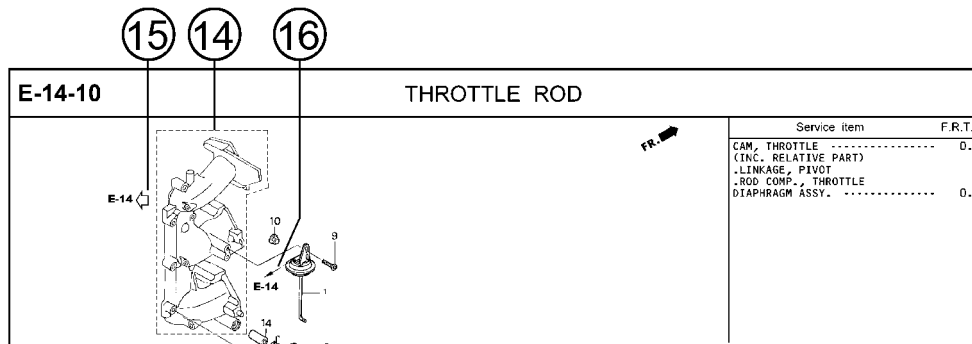
2000.09.20 E

Page No.

Part catalogue structure



Ref. No.	Part No.	Description	Reqd. QTY						Serial No.	Parts catalogue code
			BF 9.9D1	BFP 9.9D1	BF 10D1	BFP 10D1	BF 10B1	BFP 10B1		
1	12166-ZW9-000	STOPPER, ENGINE SIDE	2	2	2	2	2			
2	12210-ZW9-000ZA	HEAD COMP., CYLINDER								
3	12251-ZW9-003	GASKET, CYLINDER HEAD	1	1	1	1	1			
4	12310-ZW9-000	COVER COMP., HEAD	1	1	1	1	1			
5	12312-ZW9-000	PACKING, HEAD COVER	1	1	1	1	1			
6	15611-921-000	CAP, OIL	1	1	1	1	1			
		(NO GAUGE)								
7	16617-ZW9-000	HOLDER, CABLE	1	1	1	1	1	SC,SG		
	16617-ZW9-010		1	1	1	1	1	1001800 LHC,LHD		



① Block title ② Block number

③ Service item/Flat rate time

④ Reference number

- Title number marked with the parenthesis or parentheses indicates that it continues from the previous page.

⑤ Part number ⑥ Honda color code

⑦ Description

⑧ Assemblies

- Sections framed with broken lines in the exploded view drawings are available as complete assemblies. (Their individual parts can also be obtained.)

⑨ Color description

⑩ Note

- Notes are shown with the parentheses in the part name column.

⑪ Required quantity

- Required QTY shown in the parenthesis or parentheses indicates the optional part.
- Required QTY marked with "N" Indicates the optional part that should be selected as needed.
- Required QTY indicates the number of the part used in the block.

⑫ Serial number

⑬ Type

- When the type column is blank, it indicates that the part is applicable to all types.
- As the type of the actual unit may differ from the "parts catalogue, type" please refer to "Models, types and applicable serial numbers" for confirmation.

⑭

- Parts enclosed within a dotted line are covered in a different block.

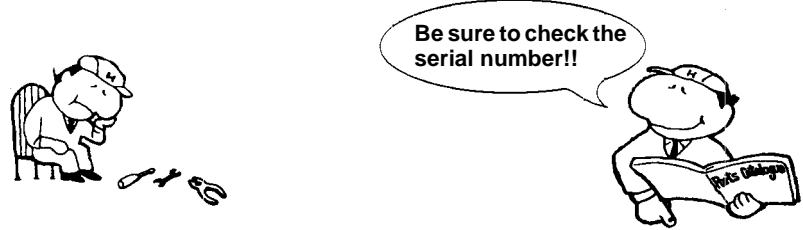
⑮

- A hollow arrow indicates the block No. for the parts enclosed within a dotted line.

⑯

- A solid arrow indicates the block No. the part in question is connected to.

When the parts were revised



Ref. No.	Part No.	Description	Reqd. QTY						Serial No.
			BF 9.9D1	BFP 9.9D1	BF 10D1	BFP 10D1	BF 10B1	BFP 10B1	
1	12166-ZW9-000	STOPPER, ENGINE SIDE	2	2	2	2	2	2	
2	12210-ZW9-000ZA	HEAD COMP., CYLINDER							
		NH8.....DARK GRAY	1	1	1	1	1	1	
3	12251-ZW9-003	GASKET, CYLINDER HEAD	1	1	1	1	1	1	
4	12310-ZW9-000	COVER COMP., HEAD	1	1	1	1	1	1	
5	12312-ZW9-000	PACKING, HEAD COVER	1	1	1	1	1	1	
6	15611-921-000	CAP, OIL (NO GAUGE)	1	1	1	1	1	1	
7	16617-ZW9-000	HOLDER, CABLE (###)	1	1	1	1	1	1	
	16617-ZW9-010		1	1	1	1	1	1	

The number has been used from the initial model without revision.

When shown at the left side, it is applicable to the models of No.1001801 and the subsequent numbers.

When shown at the right side, it is applicable to the models up to No.1001800.

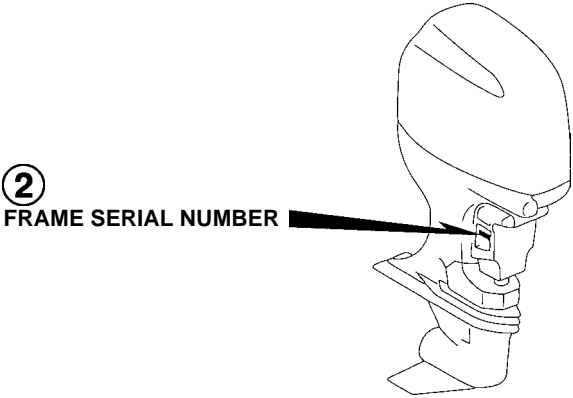
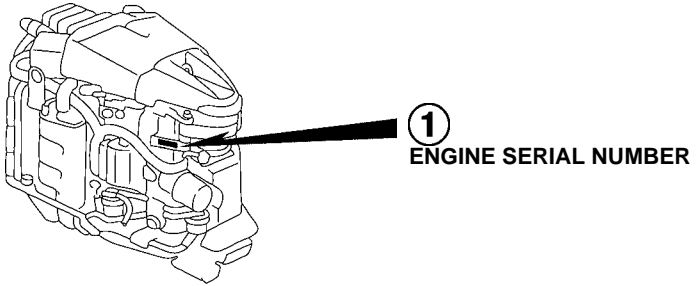
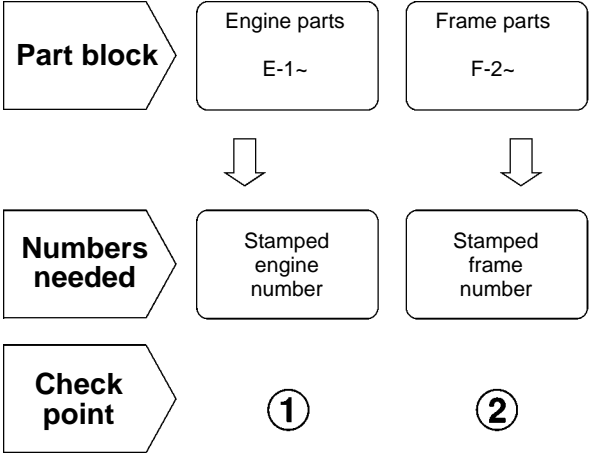
- The parts listed with "###" at the end of the parts name have limited supply period (parts not for sale).

Abbreviations used in the parts catalogue

• The following abbreviations are used in the parts name column.

- A Ampere
- A.C. Alternating current
- ASSY. Assembly
- AT. Automatic transmission
- C.D.I. Capacitive discharge ignition
- COMP. ... Complete
- D.C. Direct current
- EX. Exhaust
- G.F.C.I ... Ground fault circuit interruptor
- HEX. Hexagonal
- H.S.T. Hydrostatic transmission
- FR.Front
- IN.Inlet
- L (100L) .Link (100 Links)
- L.Left
- MMMillimeter
- MT.Manual Transmission
- P.T.O.Power take off
- R.Right
- RR.Rear
- STD.Standard
- T (22T) ...Tooth (22 Teeth)
- VVolt
- WWatt

How to check the part block and serial numbers



Models, parts catalogue codes and applicable serial numbers

1

- Models, parts catalogue codes and applicable serial Nos. given in this parts catalogue can be identified as follows.

Model	Type	Parts catalogue type	Engine		Applicable engine serial No.	Applicable frame serial No.
			Model	Type		
BF175Ak2	XCU	XCU	BF175Ak1	SE	BEAJJ-1200001~1299999	BAKJ-1400001~
	XD	XD		SE2		BAJJ-1400001~1499999
	XT	XT		SE		
	XU	XU		SE2		
	XXD	XXD				
	XXT	XXT				
BF175Ak3	X3	X3	BF175Ak3	SE	BEAJJ-1300001~	BAJJ-1500001~
	XD	XD		SE2		
	XT	XT		SE		
	XU	XU				
	XX3	XX3				
	XXD	XXD				
	XXT	XXT		SE2		
BF200Ak2	LU	LU	BF200Ak1	SE	BEAEJ-1200001~1299999	BAEJ-1700001~1799999
	XCD	XCD		SE2		BAFJ-1700001~1799999
	XCT	XCT		SE		
	XCU	XCU				
	XD	XD				
	XT	XT		SE2		

Model	Type	Parts catalogue type	Engine		Applicable engine serial No.	Applicable frame serial No.	
			Model	Type			
BF200Ak2	XU	XU	BF200Ak1	SE	BEAEJ-1200001~1299999	BAEJ-1700001~1799999	
	XXD	XXD		SE2			
	XXT	XXT		SE			
	XXU	XXU					
BF200Ak3	LU	LU	BF200Ak3	SE	BEAEJ-1300001~	BAEJ-1800001~	
	X3	X3				SE2	BAFJ-1800001~
	XC3	XC3					SE
	XCD	XCD					
	XCT	XCT					
	XCU	XCU					
	XD	XD					
	XT	XT					
	XU	XU					
	XXD	XXD					
	XXT	XXT					
	XXU	XXU					
BF225Ak2	LD	LD	BF225Ak1	SE	BEAGJ-1200001~1299999	BAGJ-1700001~1799999	
	LU	LU				SE2	BAHJ-1700001~1799999
	XCD	XCD					
	XCT	XCT					
	XCU	XCU		SE			

Model	Type	Parts catalogue type	Engine		Applicable engine serial No.	Applicable frame serial No.	
			Model	Type			
BF225Ak2	XD	XD	BF225Ak1	SE	BEAGJ-1200001~1299999	BAGJ-1700001~1799999	
	XT	XT		SE2			
	XU	XU		SE			
	XXCD	XXCD		BEAGJ-1200001~1299999		SE2	BAHJ-1700001~1799999
	XXCT	XXCT				SE	
	XXCU	XXCU				SE	
	XXD	XXD				SE2	
	XXT	XXT					
XXU	XXU						
BF225Ak3	LD	LD	BF225Ak3	SE	BEAGJ-1300001~	BAGJ-1800001~	
	LU	LU					
	X3	X3					
	XC3	XC3					
	XCD	XCD		BEAGJ-1300001~		BAHJ-1800001~	
	XCT	XCT				SE2	
	XCU	XCU				SE	
	XD	XD				SE2	
	XT	XT				SE	BAGJ-1800001~
	XU	XU					
	XX3	XX3					

Model	Type	Parts catalogue type	Engine		Applicable engine serial No.	Applicable frame serial No.
			Model	Type		
BF225Ak3	XXC3	XXC3	BF225Ak3	SE	BEAGJ-1300001~	BAHJ-1800001~
	XXCD	XXCD		SE2		
	XXCT	XXCT		SE		
	XXCU	XXCU		SE2		BAGJ-1800001~
	XXD	XXD		SE		
	XXT	XXT		SE		
	XXU	XXU		SE		

Features of each type

- See the following table for the features of each type. (Items in brackets are optional)

Specifications		Model	BF175Ak2						BF175Ak3						
		Type	XCU	XD	XT	XU	XXD	XXT	X3	XD	XT	XU	XX3	XXD	XXT
Transom height	508mm														
	635mm	●	●	●	●			●	●	●	●				
	762mm					●	●					●	●	●	
Gear case cover			●												
Trim tab				●	●	●	●	●	●	●	●	●	●	●	●
Counter rotation			●												

Specifications		Model	BF200Ak2									BF200Ak3			
		Type	LU	XCD	XCT	XCU	XD	XT	XU	XXD	XXT	XXU	LU	X3	XC3
Transom height	508mm		●										●		
	635mm			●	●	●	●	●	●					●	●
	762mm								●	●	●				
Gear case cover				●	●	●									●
Trim tab			●				●	●	●	●	●	●	●	●	
Counter rotation				●	●	●									●

Specifications		Model	BF200Ak3								BF225Ak2				
		Type	XCD	XCT	XCU	XD	XT	XU	XXD	XXT	XXU	LD	LU	XCD	XCT
Transom height	508mm											●	●		
	635mm	●	●	●	●	●	●							●	●
	762mm							●	●	●					
Gear case cover			●	●	●									●	●
Trim tab					●	●	●	●	●	●	●	●	●		
Counter rotation			●	●	●									●	●

Specifications		Model	BF225Ak2								BF225Ak3			
		Type	XCU	XD	XT	XU	XXCD	XXCT	XXCU	XXD	XXT	XXU	LD	LU
Transom height	508mm											●	●	
	635mm	●	●	●	●									●
	762mm					●	●	●	●	●	●			
Gear case cover			●			●	●	●						
Trim tab				●	●	●			●	●	●	●	●	●
Counter rotation			●			●	●	●						

Specifications		Model	BF225Ak3												
		Type	XC3	XCD	XCT	XCU	XD	XT	XU	XX3	XXC3	XXCD	XXCT	XXCU	XXD
Transom height	508mm														
	635mm	●	●	●	●	●	●	●							
	762mm								●	●	●	●	●	●	
Gear case cover			●	●	●	●				●	●	●	●		
Trim tab						●	●	●	●						●
Counter rotation			●	●	●	●				●	●	●	●		

Specifications		Model	BF225Ak3	
		Type	XXT	XXU
Transom height	508mm			
	635mm			
	762mm	●	●	
Gear case cover				
Trim tab			●	●
Counter rotation				

Fuel hose, general purpose hoses and vinyl hose

- The standard part fuel hose, general purpose hose and vinyl hose may be substituted by the coiled bulk part.
- When ordering the standard part fuel hose, general purpose hose and vinyl hose use the bulk part number written in the parts catalog in brackets () underneath the part name.
- When exchanging the hose, cut and use at the specified length as mentioned in the part name.
(For the method of cutting the bulk part, and method of filling out orders etc., please refer to the instructions issued with the bulk part.)

Bulk part number of fuel hose, general purpose hose and vinyl hose.

Example: 9 5 0 0 1 - 7 5 0 0 1 - 5 0 M

Bulk part number:

Refers to the bulk part.

Marking code (fuel hose and general purpose hose)

Change code (Vinyl hose)

Indicates number mark or change sequence, however, the code for the bulk part must be strictly 0 (zero).

Types of code:

- | | | | | | |
|-------------|--|----------------|--|--------------|---|
| • Fuel hose | 2: Red outside braid
(3 mm inside dia. only) | • General hose | 1: Ash gray
2: Ash gray
3: Black
5: Black | • Vinyl hose | 1: Clear
2: Black
3: Light red
6: Light red
7: Pale black |
| | 5: Black inside braid | | | | |
| | 3: Red (3 mm inside dia. only) | | | | |
| | 4: Ash gray with red stripe
(3 mm inside dia. only) | | | | |
| | 6: Black | | | | |

Lengths:

- | | |
|---------------------|--|
| 001: 1 m (standard) | } Application or specification of some parts is not settled. |
| 003: 3 m | |
| 008: 8 m | |

I.D code: (fuel hose and general purpose hose)

- | | | | | |
|------------|--------------------|--------------------|-----------------------------|-----------------------------|
| 30: 3.0 mm | 50: 5.0 mm | 70: 7.0 mm | 11: 11 mm | 12: 12 (outside dia. 17) mm |
| 35: 3.5 mm | 55: 5.3 mm, 5.5 mm | 75: 7.3 mm, 7.5 mm | 91: 12 (outside dia. 15) mm | 14: 14 mm |
| 45: 4.5 mm | 65: 6.5 mm | 80: 8.0 mm | 92: 12 (outside dia. 16) mm | 17: 17 mm |

ID./OD. code: (vinyl hose)

- | | | | | |
|-------------------------|--------------------------|---------------------------|---------------------------|---------------------------|
| 01: ID. 2.9, OD. 6.8 mm | 12: ID. 5.0, OD. 7.0 mm | 21: ID. 8.0, OD. 9.0 mm | 37: ID. 11.0, OD. 15.0 mm | 50: ID. 16.0, OD. 19.0 mm |
| 03: ID. 3.0, OD. 6.0 mm | 10: ID. 5.0, OD. 8.0 mm | 23: ID. 8.0, OD. 12.0 mm | 38: ID. 12.0, OD. 13.0 mm | 55: ID. 17.5, OD. 20.5 mm |
| 05: ID. 3.5, OD. 6.5 mm | 11: ID. 5.0, OD. 9.0 mm | 25: ID. 9.0, OD. 11.0 mm | 39: ID. 12.0, OD. 14.0 mm | 60: ID. 22.0, OD. 27.0 mm |
| 07: ID. 4.0, OD. 7.0 mm | 14: ID. 6.0, OD. 9.0 mm | 27: ID. 9.0, OD. 13.0 mm | 40: ID. 12.0, OD. 16.0 mm | |
| 08: ID. 4.5, OD. 6.5 mm | 17: ID. 7.0, OD. 9.0 mm | 33: ID. 10.0, OD. 14.0 mm | 43: ID. 13.0, OD. 15.0 mm | |
| 09: ID. 4.5, OD. 8.0 mm | 19: ID. 7.0, OD. 11.0 mm | 36: ID. 11.0, OD. 13.0 mm | 45: ID. 14.0, OD. 18.0 mm | |

Hose type:

- 1: Fuel hose
3: Vinyl hose
5: General hose

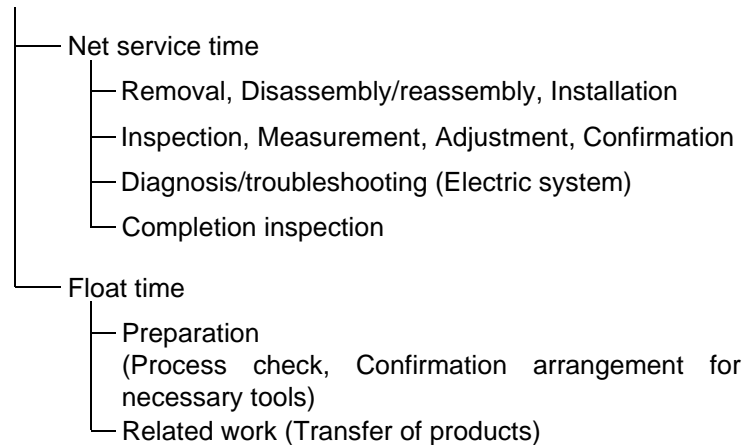
⊙ **CAUTION: It is DANGEROUS to confuse the fuel hose with the general purpose hose or vinyl hose.**

Never use a general purpose hose or vinyl hose in place of a fuel hose or vice versa. Always use the correct bulk part in the parts catalogue, according to the service manual or the instructions issued with the bulk part.

FLAT RATE SERVICE TIME

Flat rate service time (FRT) means the standard time required to service a product, which is listed in this manual to help the dealers control the actual working process and calculate the service charge by using it as a guide.

FRT setting system



* Float time is set by multiplying the net service time by a given coefficient.

Editorial style

The service items shown in the text are listed with the exchange work time for the repair sales parts as the subject. Other representative service items not using repair parts (removal/installation, adjustment, inspection/measuring, and other work) are listed collectively in the list in the preface, classified according to the work.

FRT setting standard

- Decimal system (in unit of 0.1) is adopted to set FRT as it is convenient to calculate the wage.
Example: (0.1) → 6 minutes, (0.2) → 12 minutes
[Labor cost per hour] x [FRT] = [Wage]
- FRT is set with a hand tool.
- Service items and FRT can be subject to change depending on development of tools and service equipment and improvement in service procedure.

Work procedure

- As the work procedure is set with the work time according to the method in the separate Service Manual, refer to this Manual as required.
- Work methods permitting servicing in the shortest time still permitting assurance of safe work and product warranty are used for the setting of service items not listed in the Service Manual.
- Work basically is to be performed by one person, and when two or more people are required, setting is done as the total time for the number of people.
- The set value for the technological level of the workers uses a person with three years of experience in the repair of Honda products as the standard.
- Special tools and service equipment used to set FRT are those specified or recommended in Service Manual.

Service item whose FRT is not presented

- Accessories and service parts that are not listed to use in this manual.
 - Locations with little aging deterioration or breakage during normal use.
 - Service work that can be finished by one touch.
 - Service work that is seldom done (i.e. extremely small causes of trouble and service frequency).
 - Products and parts whose location for installation differs according to its status of use and application.
- * When FRT is not presented, please calculate wages based on appropriate actual work time.

Operation not included of FRT

- Oil and coolant water draining, Waiting time for warming up operation and etc..
- Additional operation that involves removal/installation of standard exterior equipment.
- Indirect time spent for service by visiting the customer, trade-in, and delivery.
- Indirect time required for ordering and delivery of parts.
- Cost for grease, adhesive agent, etc. used for service work.

Explanation of FRT by using an example
(The example may differ from the actual presented items)

Ref. No.	L.O.N.	(Relative ref. Number) Description	F.R.T.
①	1111L1	④ VALVE, INTAKE4.1	②
②		⑧ • NOTE: OHV type ⑥	⑦
③	1111L1A	⑤ • Includes: Engine removal and installation One head (intake all) add1.4	

- ① Reference No. of the illustration of part that shows location of the replacement work.
- ② FRT is an abbreviation of Flat Rate Time indicating the standard service time required for the replacement.
- ③ LON is an abbreviation of Labor Operation Number, and it is a classification of the service items by the work unit code.

The same operation code is used regardless of the models.

Standard operation is indicated with 6 digits code, and additional operation is indicated with 7 digits code.

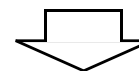
- ④ Indicating the intake valve replacement and FRT4.1.
- ⑤ Indicating FRT1.4 that will be added when additional operation (whole intake side of one cylinder head) is done in association with intake valve replacement.

- ⑥ Indicating work condition or application condition of the service item.
- ⑦ Indicating work contents that are included in the service item.
- ⑧ Indicating a reference No. whose operation and time are the same as FRT4.1 for the intake valve.

(The application range is limited to the service items without an LON setting within a same block.)

How to refer to the service item by using the sample
 (intake valve replacement)

Open to the page of the block where the intake valve's spare part illustration is shown.



Look for the intake valve illustration, and refer to the service item and FRT that agree with the reference No.

Indication mark for the listing of service items that continues to the following page

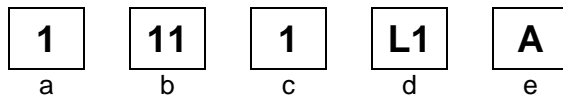
Ref. No.	L.O.N.	(Relative ref. Number) Description	F.R.T.
2	1111L1	VALVE, INTAKE	4.1
	.	.	.
	.	.	.

+
Mark indicated at the last line.

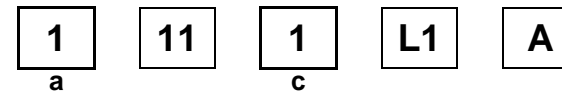
Indication of the block with no setting of FRT

Ref. No.	L.O.N.	(Relative ref. Number) Description	F.R.T.
NO INFORMATION			

• LON code system



- a) Category code..... Engine
- b) Location/function code..... Engine upper
- c) Operation code..... Replace
- d) Operation sequence number (Unit code can be shown with alphabet)
..... Intake valve
(No regular rule of code)
- e) Additional code One head (intake all)
(No regular rule of code)



a) Category codes and classification

Code	Category
1	Engine
2	Power drive
3	Fuel & Exhaust
4	Frame & Body
5	Steering
6	Electrical
7	Axle & Brake
8	Control system
9	-
0	Attachments

c) Operation codes and classification

Code	Operation category
1	Replace, Removal/Installation, Change
2	Overhaul
3	Adjust, Rotation
4	(Paint-related work: Top-coat)
5	Test, Inspect/diagnose, Measurement
6	(Overhaul-related work: Rebore)
7	(Overhaul-related work: Reseal)
8	(Resurface)
9	(Paint-related work: Refinish)
0	Repair, Cleaning, Air bleeding

Major service items without using spare parts
Removal/Installation, Adjustment, Inspection/Measurement, Other work

E: Engine, T: Transmission, D: Drive system, B: Body and related parts

• Removal/Installation

Set with the parts configuration in the status of being removed from the product.

	LON	DESCRIPTION	FRT
E	1001A2	ENGINE-REMOVAL/INSTALLATION	6.3
D	2101S4	GEAR CASE-REMOVAL/INSTALLATION	0.7
B	8171D4	POWER TRIM-TILT ASSEMBLY-REMOVAL/INSTALLATION INCLUDES: Engine-removal/installation	7.6

• Adjustment

	LON	DESCRIPTION	FRT
E	1113A1	VALVE CLEARANCE-ADJUSTMENT NOTE: For 1 product	3.1
	3113A4	ENGINE IDLE-ADJUSTMENT	0.3
	6133A0	ALTERNATOR BELT TENSION-ADJUSTMENT	0.3
	8113B1	THROTTLE CABLE-ADJUSTMENT	0.2

• Inspection/Measurement

	LON	DESCRIPTION	FRT
E	1105A0	ENGINE OIL-INSPECTION	0.2
	1115A0	CYLINDER COMPRESSION-TEST NOTE: All cylinders	1.0
	1135A0	ENGINE OIL PRESSURE-TEST	0.4
	3105A0	VAPOR SEPARATOR FUEL STRAINER-INSPECTION	0.8
	3115A0	FUEL PRESSURE/DISCHARGE-TEST	0.9

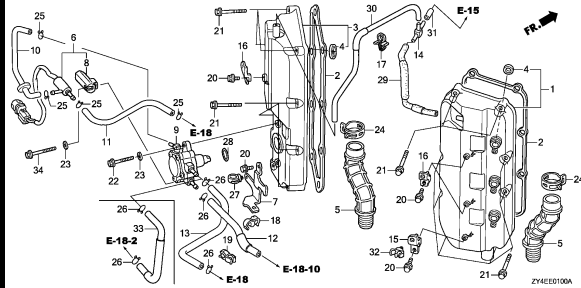
• Other work

	LON	DESCRIPTION	FRT
E	1101E1	ENGINE OIL-CHANGE INCLUDES: Engine oil-inspection	0.3
	3100A1	FUEL STRAINER-CLEANING	0.4
D	2101S3	GEAR CASE OIL-CHANGE	0.3
	3100A2	WATER SEPARATOR-CLEANING	0.5

ENGINE GROUP

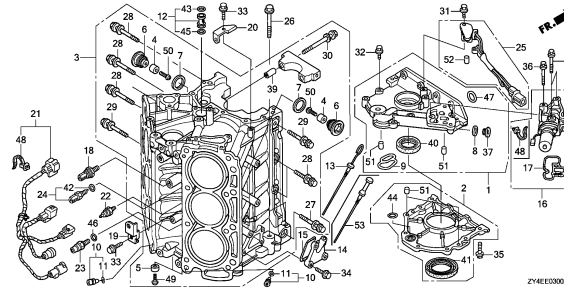
E-1

CYLINDER HEAD COVER



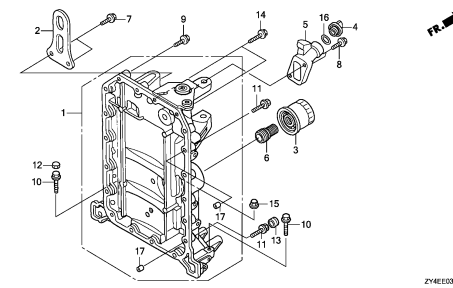
E-3

CYLINDER BLOCK



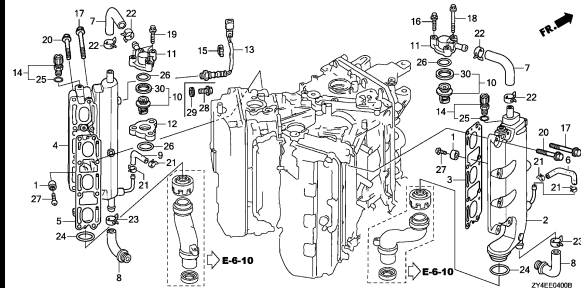
E-3-10

CRANKCASE



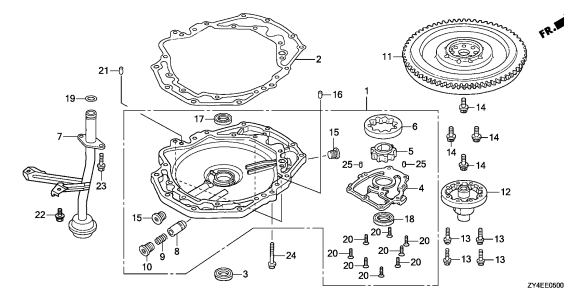
E-4

EXHAUST MANIFOLD/THERMOSTAT



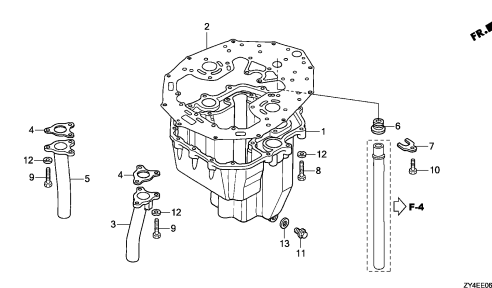
E-5

OIL PUMP/FLYWHEEL



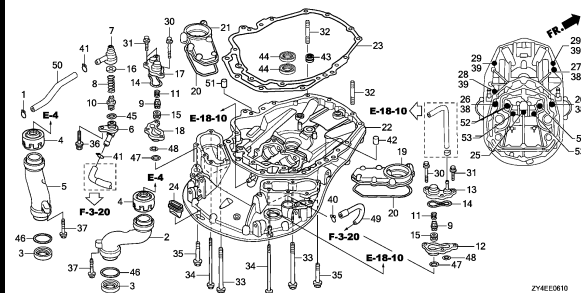
E-6

OIL PAN



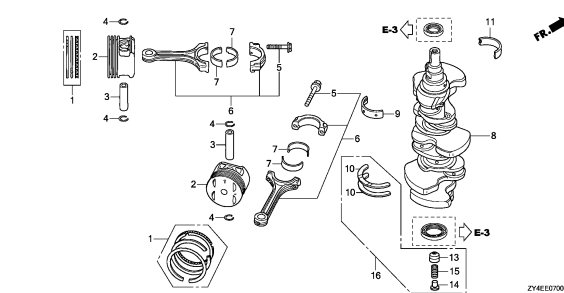
E-6-10

MOUNT CASE



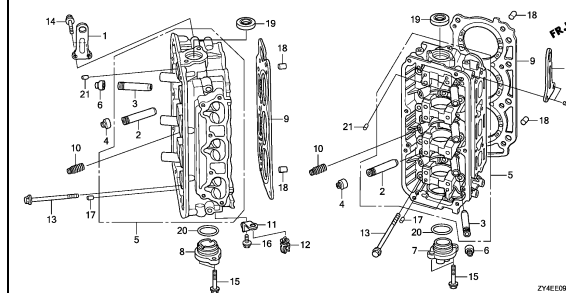
E-7

CRANKSHAFT/PISTON



E-9

CYLINDER HEAD

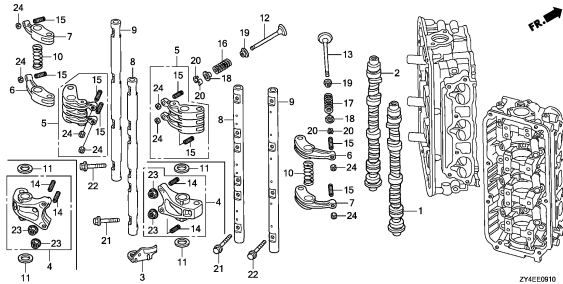


2

ENGINE GROUP

E-9-10

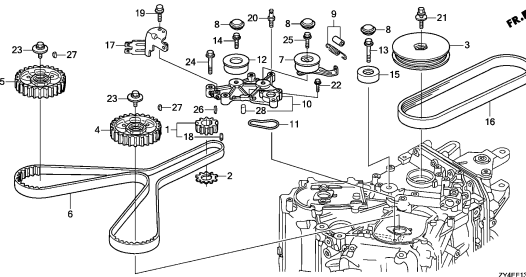
CAMSHAFT/ROCKER ARM



ZY4EE0910

E-13

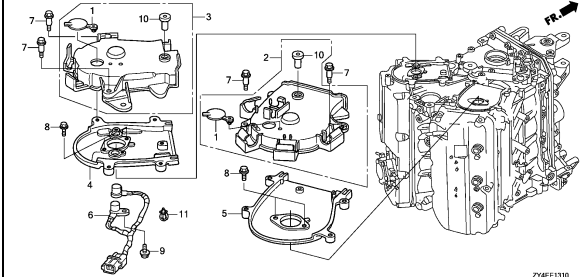
TIMING BELT



ZY4EE1300

E-13-10

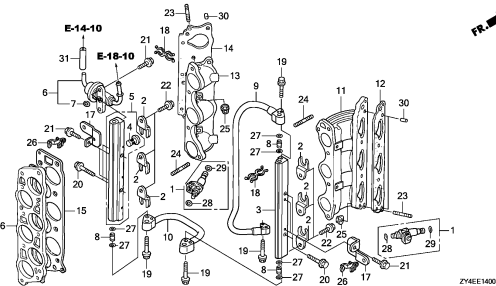
TIMING BELT COVER



ZY4EE1310

E-14

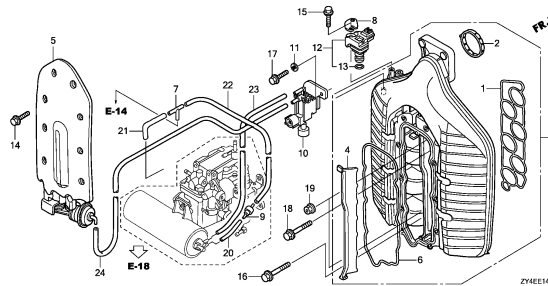
FUEL PIPE/INJECTOR



ZY4EE1400

E-14-10

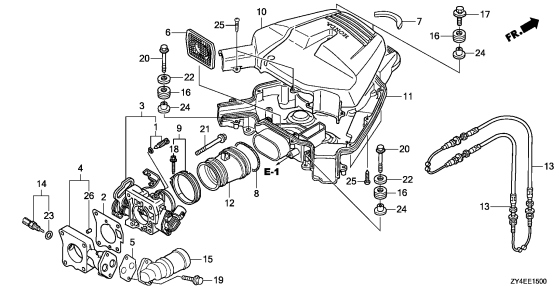
INTAKE MANIFOLD



ZY4EE1410

E-15

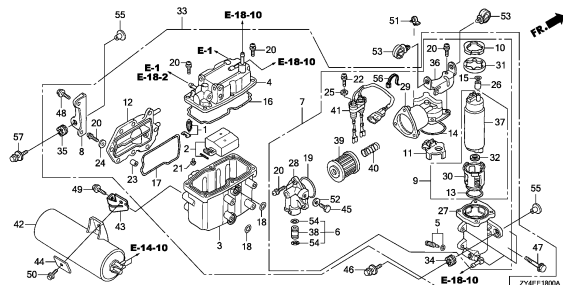
THROTTLE BODY



ZY4EE1500

E-18

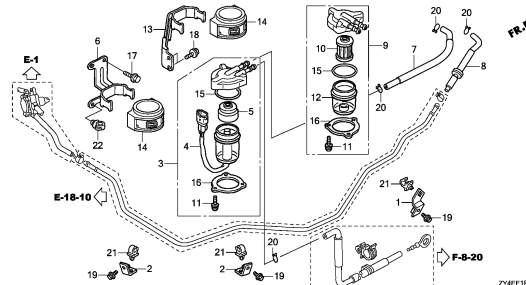
VAPOR SEPARATOR ASSY.



ZY4EE1800A

E-18-1

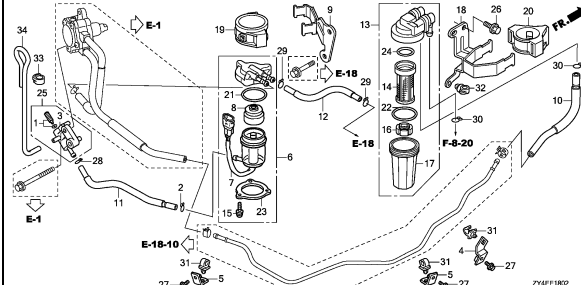
WATER SEPARATOR/FUEL STRAINER(1)



ZY4EE1801

E-18-2

WATER SEPARATOR/FUEL STRAINER(2)

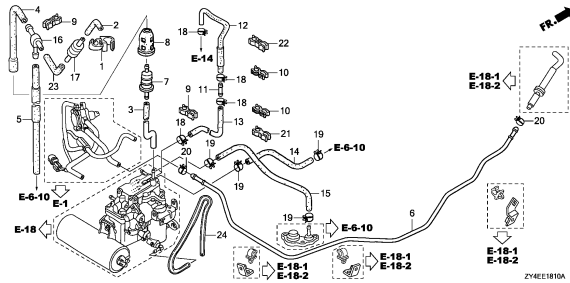


ZY4EE1802

ENGINE GROUP

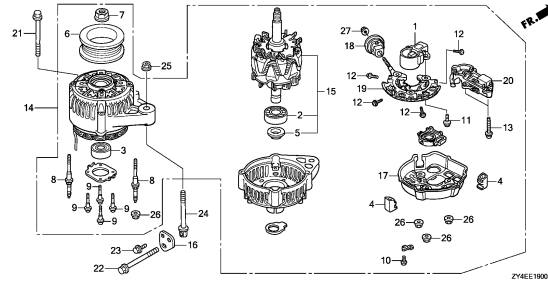
E-18-10

PIPING



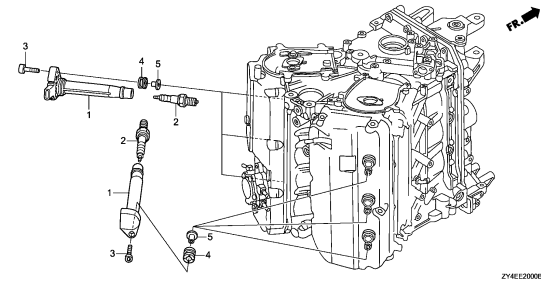
E-19

A.C. GENERATOR



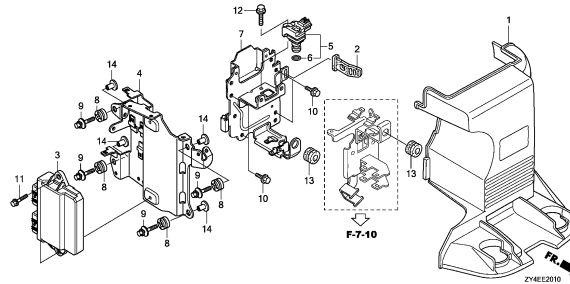
E-20

SPARK PLUG



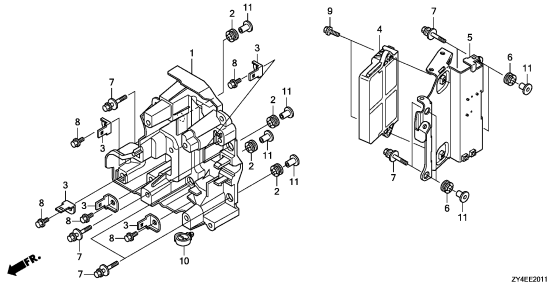
E-20-10

ELECTRONIC CONTROL UNIT(1)



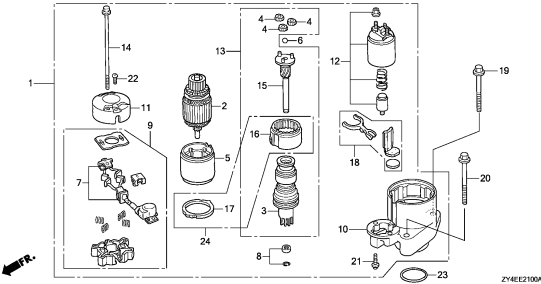
E-20-11

ELECTRONIC CONTROL UNIT(2)



E-21

STARTER MOTOR

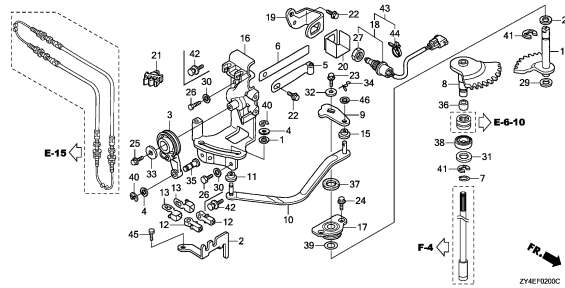


2

FRAME GROUP

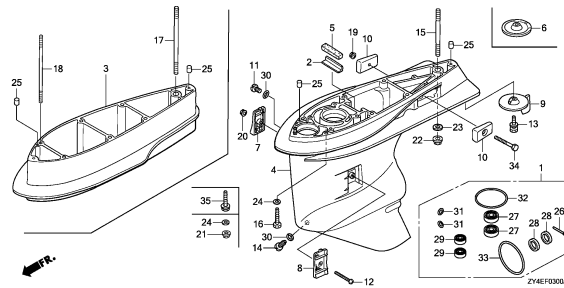
F-2

SHIFT SHAFT



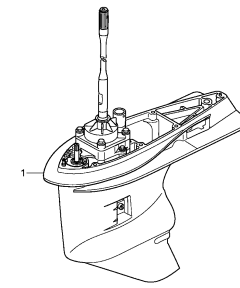
F-3

GEAR CASE



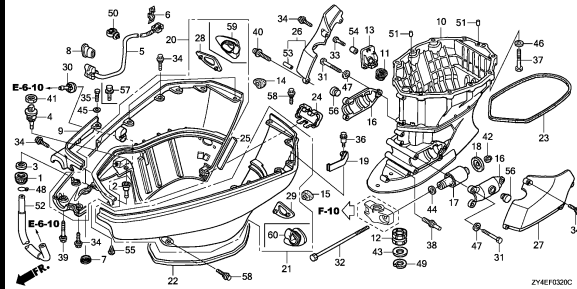
F-3-10

GEAR CASE ASSY.



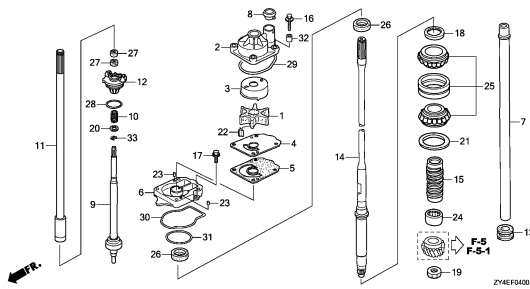
F-3-20

EXTENSION CASE



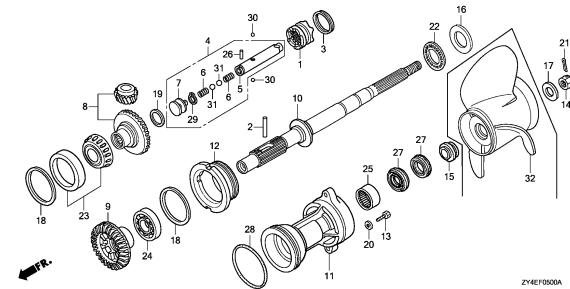
F-4

WATER PUMP/VERTICAL SHAFT



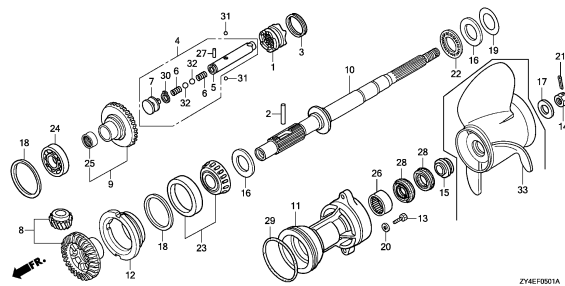
F-5

PROPELLER SHAFT



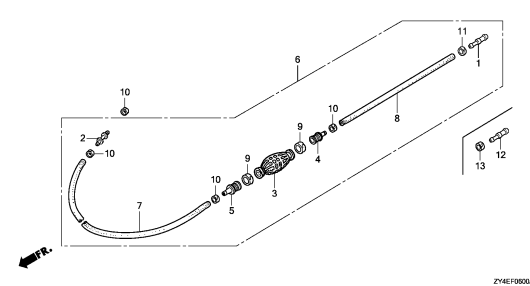
F-5-1

PROPELLER SHAFT(COUNTER ROTATION)



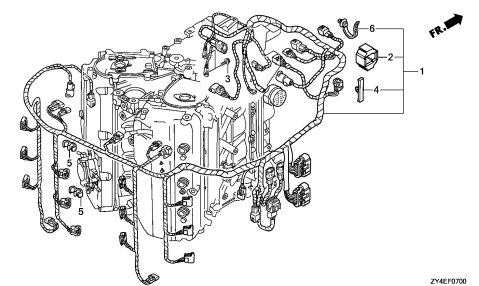
F-6

FUEL TUBE(1)



F-7

WIRE HARNESS

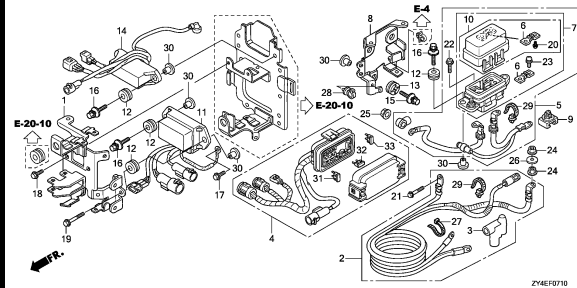


3

FRAME GROUP

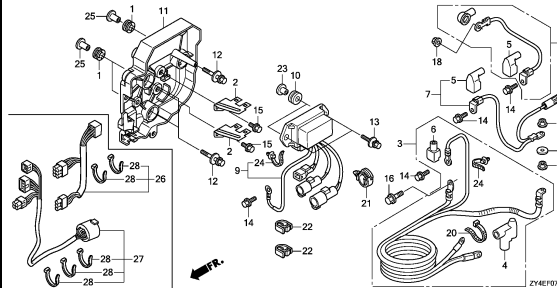
F-7-10

STARTER CABLE(1)



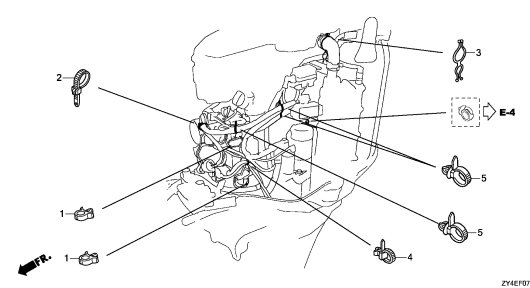
F-7-11

STARTER CABLE(2)



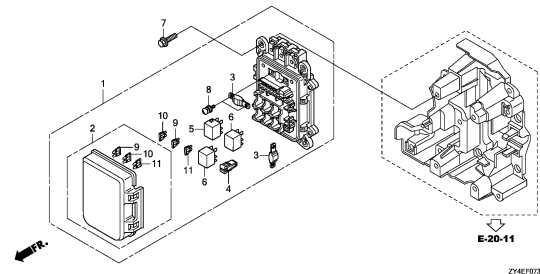
F-7-20

CLAMP



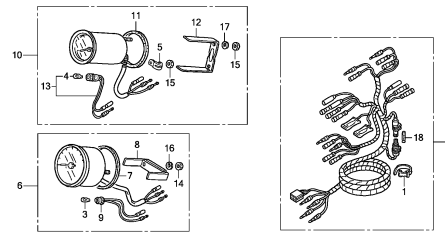
F-7-30

FUSE BOX/RELAY



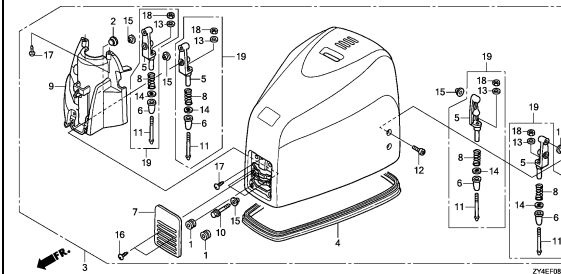
F-7-40

METER



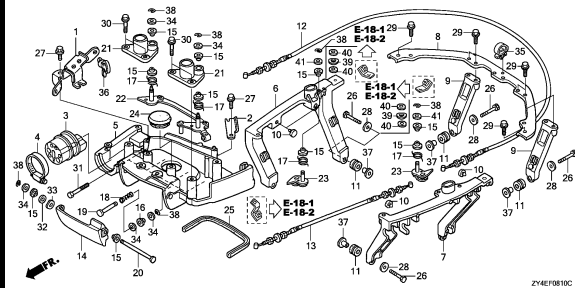
F-8

ENGINE COVER



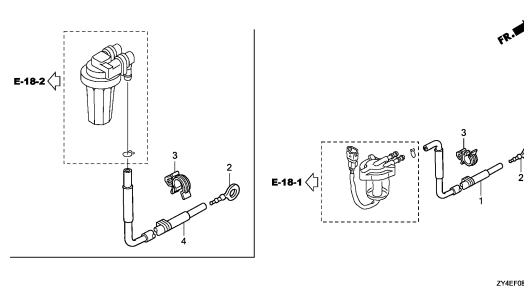
F-8-10

FR. COVER BRACKET/FR. LOCK SHAFT



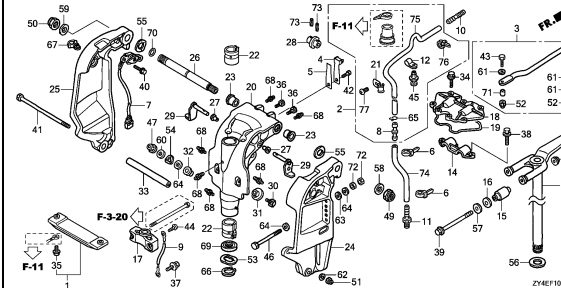
F-8-20

FUEL TUBE(2)



F-10

STERN BRACKET/SWIVEL CASE

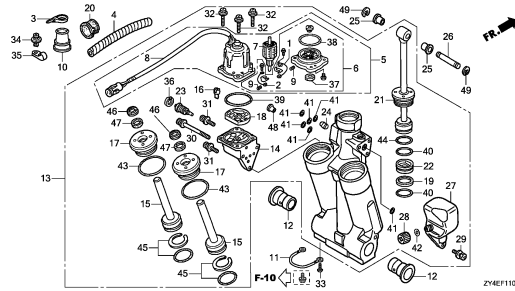


3

FRAME GROUP

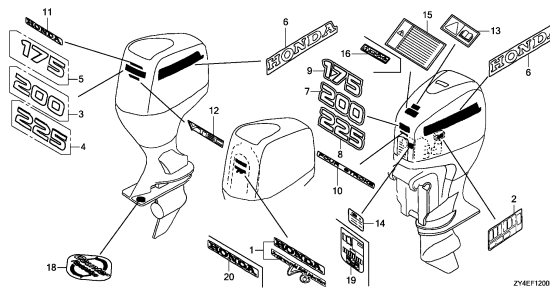
F-11

POWER TRIM-TILT



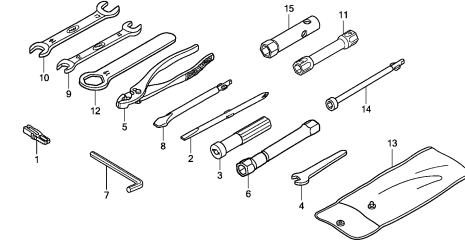
F-12

LABEL



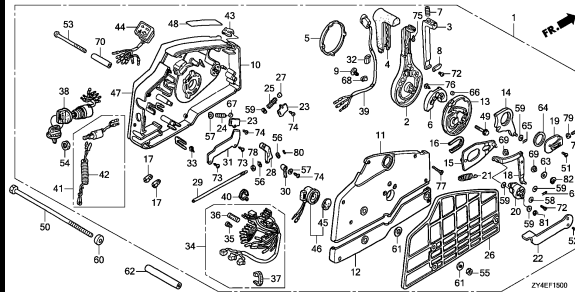
F-13

TOOL



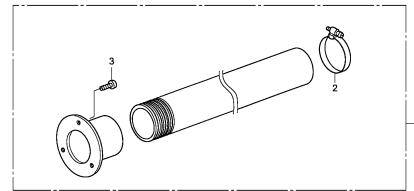
F-15

REMOTE CONTROL



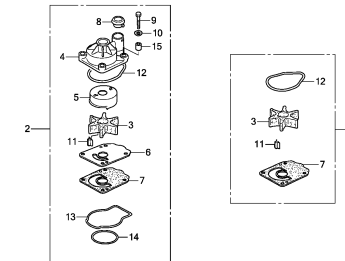
FOP-1

RIGGING HOSE KIT



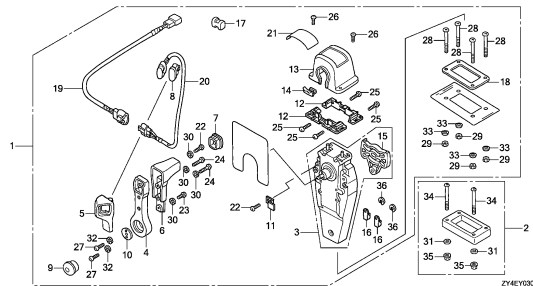
FOP-2

WATER PUMP IMPELLER SET



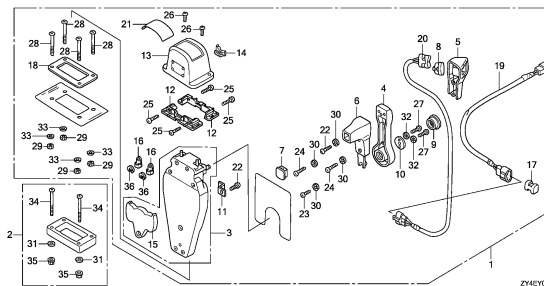
FOP-3

REMOTE CONTROL(TOP MOUNT SINGLE TYPE)(RIGHT)



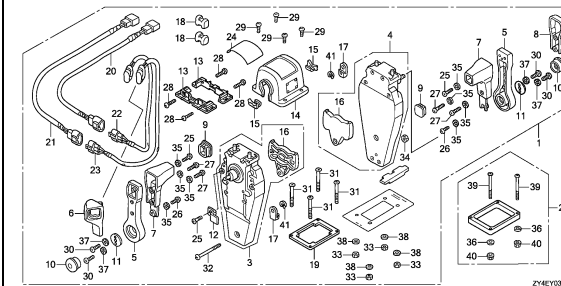
FOP-3-1

REMOTE CONTROL(TOP MOUNT SINGLE TYPE)(LEFT)



FOP-3-2

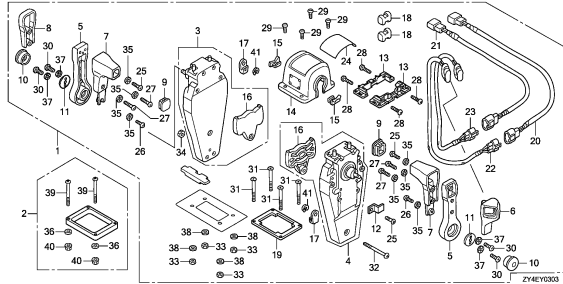
REMOTE CONTROL(TOP MOUNT DUAL TYPE)(RIGHT)



FRAME GROUP

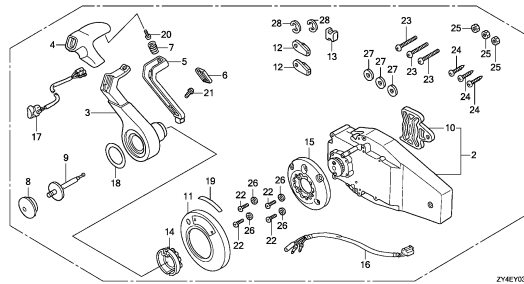
FOP-3-3

REMOTE CONTROL(TOP MOUNT DUAL TYPE)(LEFT)



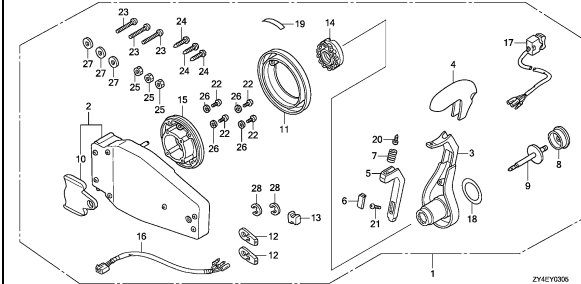
FOP-3-4

REMOTE CONTROL(FLUSH MOUNT TYPE) (RIGHT)



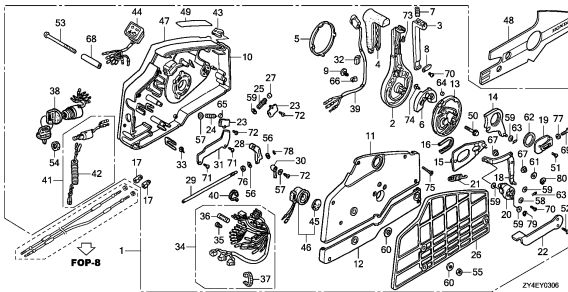
FOP-3-5

REMOTE CONTROL(FLUSH MOUNT TYPE) (LEFT)



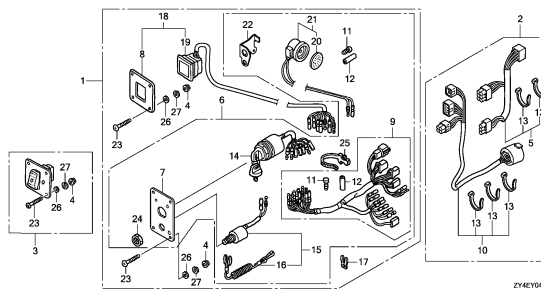
FOP-3-6

REMOTE CONTROL



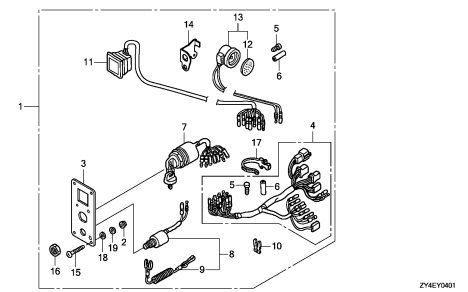
FOP-4

SWITCH PANEL KIT(1)



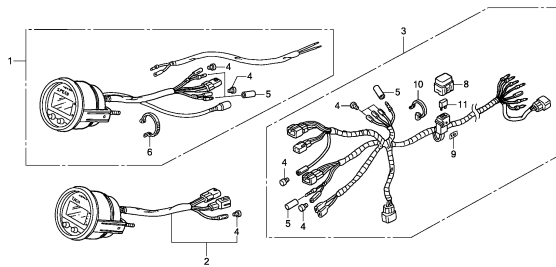
FOP-4-1

SWITCH PANEL KIT(2)



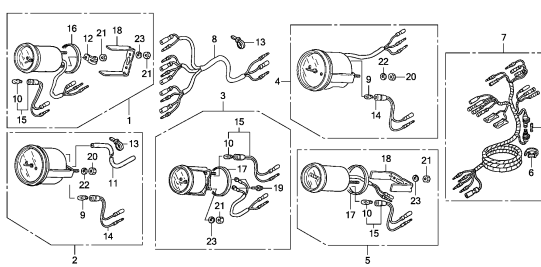
FOP-5

METER(1)



FOP-5-1

METER(2)



FOP-6

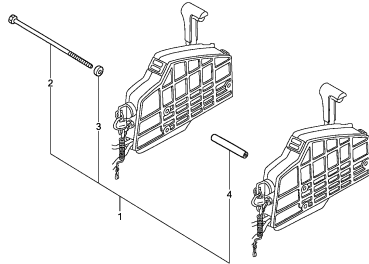
REMOTE CONTROL COVER KIT



FRAME GROUP

FOP-7

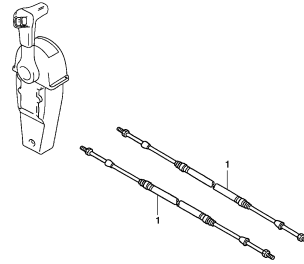
BOLT KIT



ZY4EY000

FOP-8

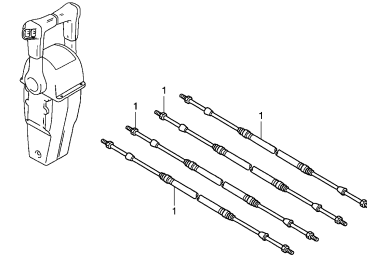
CABLE(SINGLE)



ZY4EY000

FOP-8-1

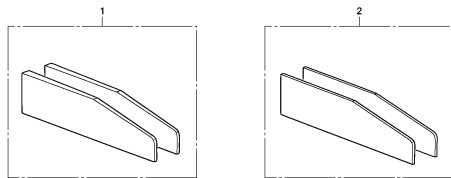
CABLE(DUAL)



ZY4EY001

FOP-9

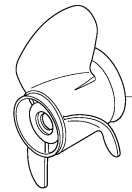
TRIM ADJUST PLATE SET



ZY4EY000

FOP-10

PROPELLER



ZY4EY100

FOP-11

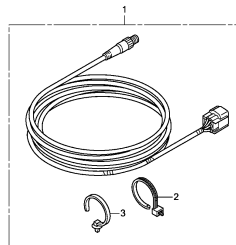
ENGINE COVER



ZY4EY110

FOP-12

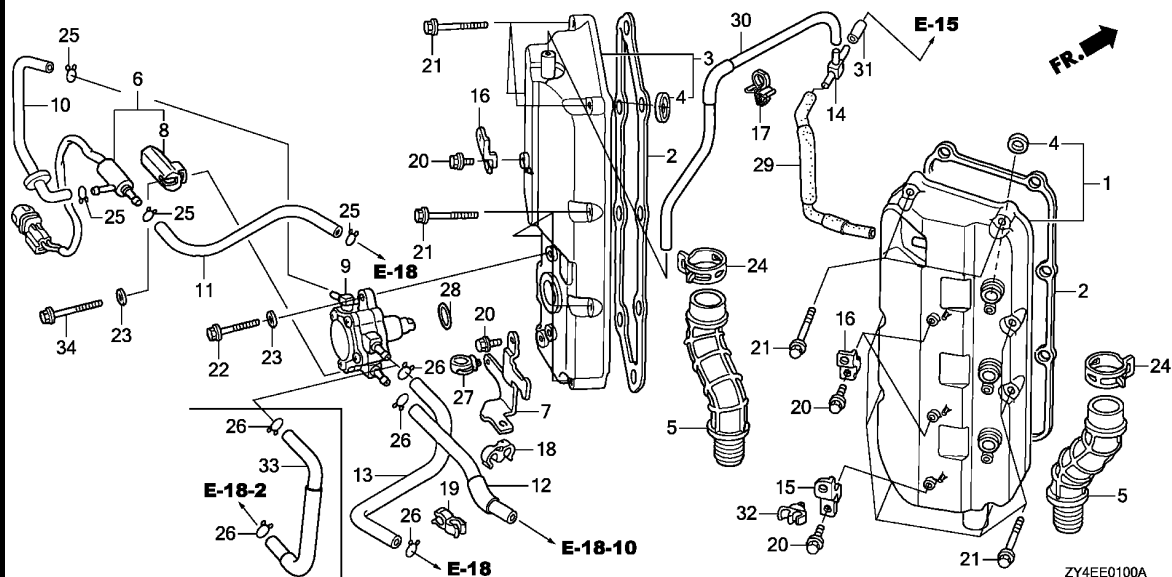
INTERFACE CABLE KIT



ZY4EY120

E-1

CYLINDER HEAD COVER



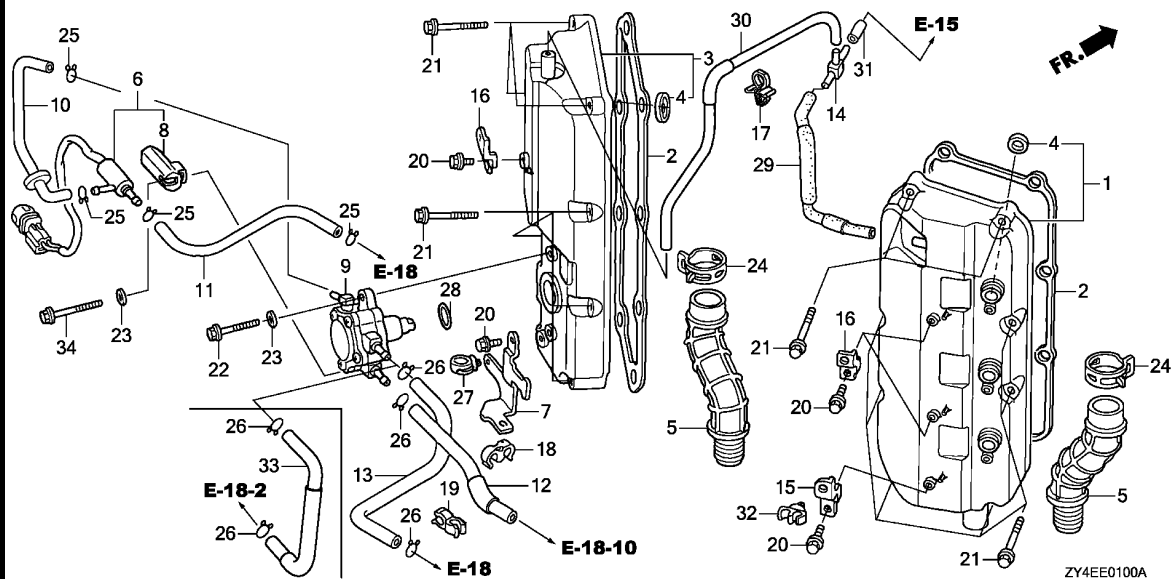
Ref. No.	L.O.N.	(Relative ref. Number) Description	F.R.T.
1		(2)	
1111D4		CYLINDER HEAD COVER AND/OR PACKING :RIGHT	1.5
1111L5		CYLINDER HEAD COVER AND/OR PACKING :BOTH	1.9
3		(2)	
1111D3		CYLINDER HEAD COVER AND/OR PACKING :LEFT	1.5
1111L5		CYLINDER HEAD COVER AND/OR PACKING :BOTH	1.9
4		1111AD SEAL, SPARK PLUG TUBE	1.5
		.NOTE: Same time for two units	
1111AH		SEAL, SPARK PLUG TUBE :LEFT BANK ALL	1.6
1111AJ		SEAL, SPARK PLUG TUBE :RIGHT BANK ALL	1.6
1111AE		SEAL, SPARK PLUG TUBE :FOR 1 PRODUCT	2.1
5		1171B0 TUBE, OIL RETURN :LEFT	0.5
		1171B1 TUBE, OIL RETURN :RIGHT	0.6
6		6211C9 VALVE, SOLENOID	0.6
9		(28)	
		3101H9 PUMP, FUEL	1.4
10		3101L2 TUBE D, FUEL	0.5
11		3101X6 TUBE E, FUEL	1.6

Ref. No.	Part No.	Description	Reqd. QTY						Serial No.	Parts catalogue code
			BF 175 AK2	BF 175 AK3	BF 200 AK2	BF 200 AK3	BF 225 AK2	BF 225 AK3		
1	12310-ZY3-405ZA	COVER, R. CYLINDER HEAD *NH8*.....DARK GRAY	1	1	1	1	1	1		
2	12312-ZY3-000	PACKING, HEAD COVER	2	2	2	2	2	2		
3	12320-ZY3-405ZA	COVER, L. CYLINDER HEAD *NH8*.....DARK GRAY	1	1	1	1	1	1		
4	12342-P08-004	SEAL, SPARK PLUG TUBE(NOK) ..	6	6	6	6	6	6		
5	15425-ZY3-010	TUBE, OIL	2	2	2	2	2	2		
6	16200-ZY3-003	VALVE ASSY., SOLENOID	1	-	1	-	1	-		
7	16203-ZY3-000	BRACKET, SOLENOID VALVE	1	1	1	1	1	1		
8	16204-ZY3-003	GROMMET, SOLENOID VALVE	1	-	1	-	1	-		
9	16700-ZY3-A01	PUMP ASSY., FUEL	1	-	1	-	1	-		
	16700-ZX2-003	-	1	-	1	-	1		
10	16881-ZY3-010	TUBE D, FUEL	1	-	1	-	1	-		
11	16891-ZY3-000	TUBE E, FUEL	1	-	1	-	1	-		
12	16895-ZY3-000	TUBE COMP. G, FUEL	1	1	1	1	1	1		
13	16896-ZY3-000	TUBE F, FUEL	1	-	1	-	1	-		
14	17193-MT2-000	T-JOINT	1	1	1	1	1	1		
15	32114-ZW9-730	BRACKET, CLIP B	1	1	1	1	1	1		
16	32129-ZY3-000	BRACKET C, HARNESS CLIP	3	3	3	3	3	3		
17	50310-HE0-003	CLIP A, WIRE	1	1	1	1	1	1		
18	53740-SE0-953	CLIP, SENSOR HOSE	1	1	1	1	1	1		
19	54316-SD9-013	CLIP, SHIFT WIRE	1	1	1	1	1	1		
20	90011-ZW9-000	BOLT, FLANGE, 6X14(CT200) ...	5	5	5	5	5	5		
21	90019-ZW9-000	BOLT, FLANGE, 6X35	16	16	16	16	16	16		
22	90036-ZY3-000	BOLT, FLANGE, 8X32	1	1	1	1	1	1		



E-1

CYLINDER HEAD COVER

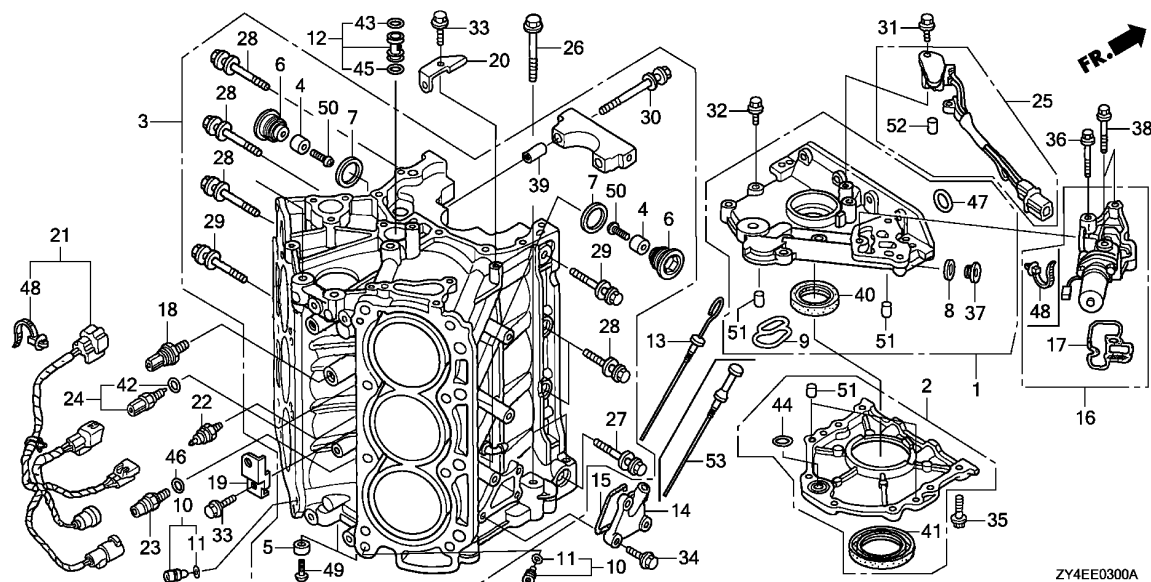


Ref. No.	L.O.N.	(Relative ref. Number) Description	F.R.T.
12	3101G4	TUBE, FUEL (G)	1.2
13	3101K7	TUBE, FUEL PUMP	1.2
29	1111K6	TUBE A, BREATHER	1.2
30	1111K7	TUBE B, BREATHER	0.2
33	3101F9	TUBE, FUEL (C)	1.2

Ref. No.	Part No.	Description	Reqd. QTY						Serial No.	Parts catalogue code
			BF 175 AK2	BF 175 AK3	BF 200 AK2	BF 200 AK3	BF 225 AK2	BF 225 AK3		
23	90406-ZY3-000	WASHER, PLAIN, 8MM	2	1	2	1	2	1		
24	90602-ZY3-020	CLAMP, TUBE (D32.5)	2	2	2	2	2	2		
25	90603-ZV4-000	CLIP, TUBE (B10)	4	-	4	-	4	-		
26	90604-ZV0-000	CLIP, TUBE (B12)	3	3	3	3	3	3		
27	90691-ZB7-003	CLIP, HARNESS	1	1	1	1	1	1		
28	91305-KT7-003	O-RING, 37X2.4 (ARAI)	1	1	1	1	1	1		
29	91401-ZY3-A00	TUBE COMP. A, BREATHER	1	1	1	1	1	1		
30	91402-ZY3-020	TUBE B, BREATHER	1	1	1	1	1	1		
31	91403-ZY3-000	TUBE C, BREATHER	1	1	1	1	1	1		
32	91566-SK7-003	CLIP D, WASHER TUBE	1	1	1	1	1	1		
33	16870-ZX2-000	TUBE COMP. C, FUEL	-	1	-	1	-	1		
34	90036-ZY3-000	BOLT, FLANGE, 8X32	1	-	1	-	1	-		
	90126-ZW4-000	BOLT, FLANGE, 8X45	-	1	-	1	-	1		

E-3

CYLINDER BLOCK



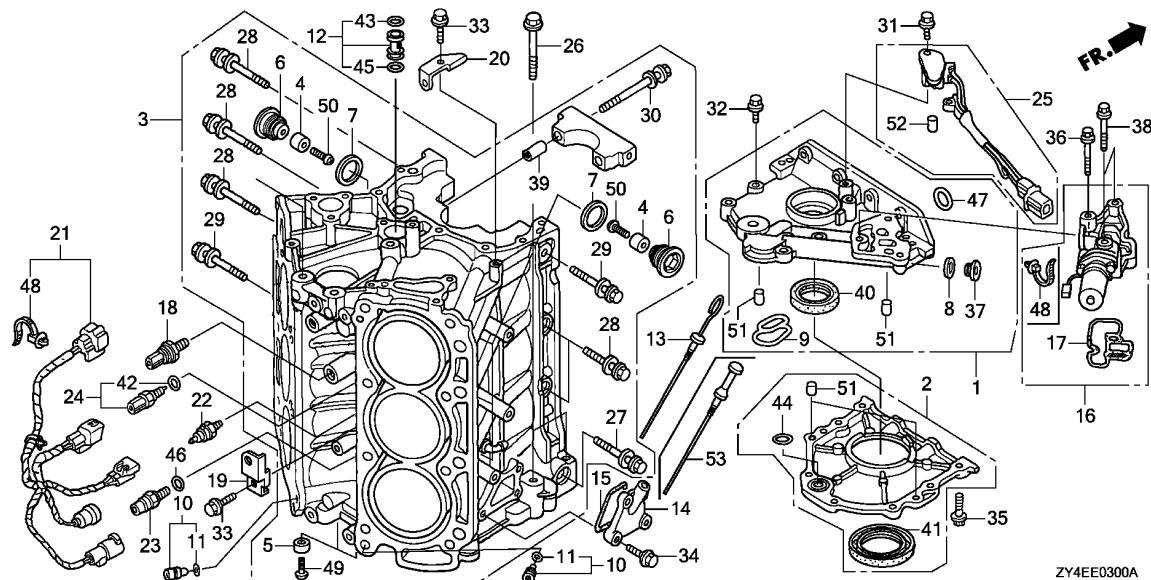
Ref. No.	L.O.N.	(Relative ref. Number) Description	F.R.T.
1	1101B4	(9) COVER, CRANKCASE UPPERINCLUDES: Engine removal and installation	8.3
2	110120	(44) CASE, OIL SEALINCLUDES: Engine removal and installation	8.7
3	1101B0	BLOCK, CYLINDERINCLUDES: Engine removal and installation	13.7
4	1101S7	(6) METAL, CYLINDER BLOCK ANODE :LEFT	1.1
	1101S8	METAL, CYLINDER BLOCK ANODE :RIGHT	1.1
	1101S9	METAL, CYLINDER BLOCK ANODE :LEFT ALL	1.3
	1101T0	METAL, CYLINDER BLOCK ANODE :RIGHT ALL	1.3
5	1101T1	METAL, CYLINDER BLOCK ANODE :LOWERINCLUDES: Engine removal and installation .NOTE: Same time for two units	6.9

Ref. No.	Part No.	Description	Reqd. QTY						Serial No.	Parts catalogue code
			BF 175 AK2	BF 175 AK3	BF 200 AK2	BF 200 AK3	BF 225 AK2	BF 225 AK3		
1	11200-ZY3-010ZA	COVER ASSY., CRANKCASE UPPER *NH8*.....DARK GRAY	1	1	1	1	1	1		
2	11300-ZY3-C00	CASE ASSY., OIL SEAL	1	1	1	1	1	1		
3	12000-ZY3-436ZA	BLOCK ASSY., CYLINDER *NH8*.....DARK GRAY	1	1	1	1	1	1		
4	12155-ZV4-A00	METAL, ANODE	6	6	6	6	6	6		
5	12155-ZY3-000	METAL, ANODE	2	2	2	2	2	2		
6	12164-ZY3-000	BOLT, SEALING, 22MM	6	6	6	6	6	6		
7	12171-ZY3-305	WASHER, SEALING, 22MM	6	6	6	6	6	6		
8	12214-ZV5-000	WASHER, SEALING(22MM)	1	1	1	1	1	1		
9	15115-P8A-A01	PACKING, OIL HOLE	1	1	1	1	1	1		
10	15140-P8A-A00	ORIFICE ASSY., OIL CONTROL ..	2	2	2	2	2	2		
11	15142-P8A-A00	O-RING, 8.8X2.4	2	2	2	2	2	2		
12	15150-P8A-A00	JOINT ASSY., OIL PIPE	1	1	1	1	1	1		
13	15655-ZY3-C00	GAUGE COMP., OIL LEVEL	1	-	-	-	-	-	-----	1200281 XCU,XD,XU,XXD ----- 1200914 LU,XCD,XCU,XD,XU,XXD,XXU ----- 1203950 LD,LU,XCD,XCU,XD,XU,XXCD,XXCU,XXD,XXU
14	15656-ZY3-000	COVER, OIL LEVEL GAUGE	1	1	1	1	1	1		
15	15657-ZY3-000	PACKING, OIL LEVEL GAUGE	1	1	1	1	1	1		
16	15810-ZY2-000ZA	VALVE ASSY., SPOOL *NH8*.....DARK GRAY	1	1	1	1	-	-		
	15810-ZY3-003ZA	*NH8*.....DARK GRAY	-	-	-	-	1	1		
17	15825-ZY2-000	FILTER ASSY., SPOOL VALVE ...	1	1	1	1	-	-		
	15825-ZY3-003	-	-	-	-	1	1		
18	30530-RNA-A01	SENSOR COMP., KNOCK	1	1	1	1	1	1		
19	32114-ZW9-730	BRACKET, CLIP B	1	1	1	1	1	1		



E-3

CYLINDER BLOCK



Ref. No.	L.O.N.	(Relative ref. Number) Description	F.R.T.
10		(11)	
	1131D3	ORIFICE, OIL CONTROL :LEFT ...	3.6
	1131D4	ORIFICE, OIL CONTROL :RIGHT ..	3.4
14		(15)	
	1101L0	OIL LEVEL GAUGE COVER AND/OR PACKING	1.2
16	1111L2	VALVE, SPOOL	0.5
17	1111E6	FILTER, SPOOL VALVE	0.5
18	3121G3	SENSOR, KNOCK	3.6
21	6111B5	CORD, SWITCH	3.5
22	6151J6	SWITCH, OIL PRESSURE (LOW PRESSURE SIDE)	3.6
23		(46)	
	6151J5	SWITCH, OIL PRESSURE (HI PRESSURE SIDE)	3.6
24		(42)	
	6171B9	SENSOR, WATER TEMPERATURE	3.6
25	6171A5	SENSOR, CRANK	0.5
40	1101E6	OIL SEAL, CRANKSHAFT :UPPER .. .INCLUDES: Engine removal and installation	8.4
41	1101E7	OIL SEAL, CRANKSHAFT :LOWER .. .INCLUDES: Engine removal and installation	8.8

ZY4EE0300A

Ref. No.	Part No.	Description	Reqd. QTY						Serial No.	Parts catalogue code
			BF 175 AK2	BF 175 AK3	BF 200 AK2	BF 200 AK3	BF 225 AK2	BF 225 AK3		
20	32116-ZY3-000	BRACKET B, HARNESS CLIP	1	1	1	1	1	1		
21	32193-ZY3-C00	CORD, SWITCH	1	1	1	1	1	1		
22	35490-ZW9-003	SWITCH ASSY., OIL PRESSURE ..	1	1	1	1	1	1		
23	35490-ZY3-004	SWITCH ASSY., OIL PRESSURE ..	1	1	1	1	1	1		
24	35673-ZY3-003	SENSOR ASSY., WATER TEMPERATURE	1	1	1	1	1	1		
25	35700-ZY3-003	SENSOR ASSY., CRANK	1	1	1	1	1	1		
26	90001-ZY3-000	BOLT, FLANGE, 12X95	2	2	2	2	2	2		
27	90006-ZY3-003	BOLT-WASHER, 10X109	1	1	1	1	1	1		
28	90008-ZY3-003	BOLT-WASHER, 10X60	5	5	5	5	5	5		
29	90009-ZY3-003	BOLT-WASHER, 10X80	2	2	2	2	2	2		
30	90014-RCA-A01	BOLT-WASHER, 11X105	8	8	8	8	8	8		
31	90017-ZY3-000	BOLT, FLANGE, 6X16	1	1	1	1	1	1		
32	90019-ZW9-000	BOLT, FLANGE, 6X35	7	7	7	7	7	7		
33	90021-ZY3-000	BOLT, FLANGE, 6X14	2	2	2	2	2	2		
34	90028-ZY3-000	BOLT, FLANGE, 6X18	4	4	4	4	4	4		
35	90030-ZY3-000	BOLT, FLANGE, 6X22	8	8	8	8	8	8		
36	90038-ZY3-000	BOLT, FLANGE, 8X75	1	1	1	1	1	1		
37	90081-ZV5-010	BOLT, SEALING, 22MM	1	1	1	1	1	1		
38	90156-ZW4-000	BOLT, FLANGE, 8X50	2	2	2	2	2	2		
39	90715-5G0-A00	DOWEL PIN, 13X37	8	-	8	-	8	-		
	90715-PH7-000	8	-	8	-	8	-		
	90715-5G0-A00	-	8	-	-	-	-		X3,XX3
	90715-PH7-000	-	8	-	-	-	-		XD,XT,XU
			-	8	-	-	-	-		1300161 XXD,XXT

E-3

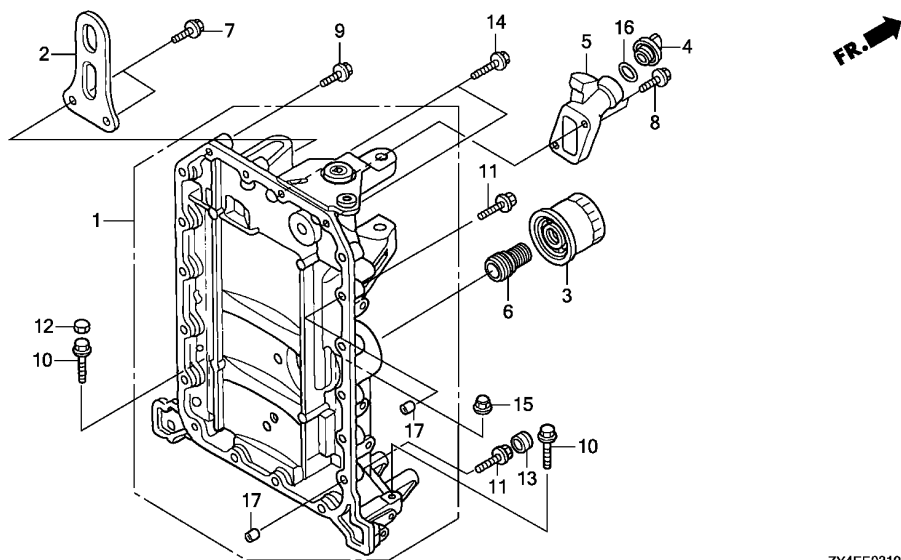
CYLINDER BLOCK

Ref. No.	Part No.	Description	Reqd. QTY						Serial No.	Parts catalogue code
			BF 175 AK2	BF 175 AK3	BF 200 AK2	BF 200 AK3	BF 225 AK2	BF 225 AK3		
39)	90715-5G0-A00	DOWEL PIN, 13X37	-	8	-	-	-	-	1300162	----- XXD,XXT ----- X3,XC3
	90715-PH7-000	-	-	-	8	-	-	1300744	----- LU,XCD,XCT,XCU,XD,XT,XU,XXD,XXT,XXU
	90715-5G0-A00	-	-	-	8	-	-	1300745	----- LU,XCD,XCT,XCU,XD,XT,XU,XXD,XXT,XXU ----- X3,XC3,XX3,XXC3
	90715-PH7-000	-	-	-	-	-	8	1301519	----- LD,LU,XCD,XCT,XCU,XD,XT,XU,XXCD,XXCT,XXCU,XXD,XXT,XXU
	90715-5G0-A00	-	-	-	-	-	8	1301520	----- LD,LU,XCD,XCT,XCU,XD,XT,XU,XXCD,XXCT,XXCU,XXD,XXT,XXU
40	91212-ZY3-003	OIL SEAL, 41X66X8	1	1	1	1	1	1		
41	91214-PNA-014	OIL SEAL, 80X98X10(ARAI)	1	1	1	1	1	1		
42	91307-PNA-003	O-RING, 9.5X1.9	1	1	1	1	1	1		
43	91308-P8A-A01	O-RING, 18.3X3.5	1	1	1	1	1	1		
44	91308-PK1-003	O-RING, 26.2X2.4(NOK)	1	1	1	1	1	1		
45	91309-P8A-A01	O-RING, 16.3X3.5	1	1	1	1	1	1		
46	91319-PR3-003	O-RING, 13X1.5(ARAI)	1	1	1	1	1	1		
47	91321-POX-003	O-RING, 25X2.4(NOK)	1	1	1	1	1	1		
48	91541-S0A-003	CLIP, HARNESS BAND(BLACK) (145MM)	1	1	1	1	2	2		
49	93500-05016-4J	SCREW, PAN, 5X16	2	2	2	2	2	2		
50	93500-05020-4J	SCREW, PAN, 5X20	6	6	6	6	6	6		
51	94301-06100	DOWEL PIN, 6X10	4	4	4	4	4	4		
52	94303-05080	DOWEL PIN, 5X8	1	1	1	1	1	1		
53	15655-ZX2-000	GAUGE COMP., OIL LEVEL	1	-	-	-	-	-	1200282	----- XT,XXT ----- XCU,XD,XU,XXD
			-	1	-	1	-	1		
			-	-	1	-	-	-	1200915	----- XCT,XT,XXT ----- LU,XCD,XCU,XD,XU,XXD,XXU
			-	-	-	-	1	-	1203951	----- XCT,XT,XXCT,XXT ----- LD,LU,XCD,XCU,XD,XU,XXCD,XXCU,XXD,XXU



E-3-10

CRANKCASE



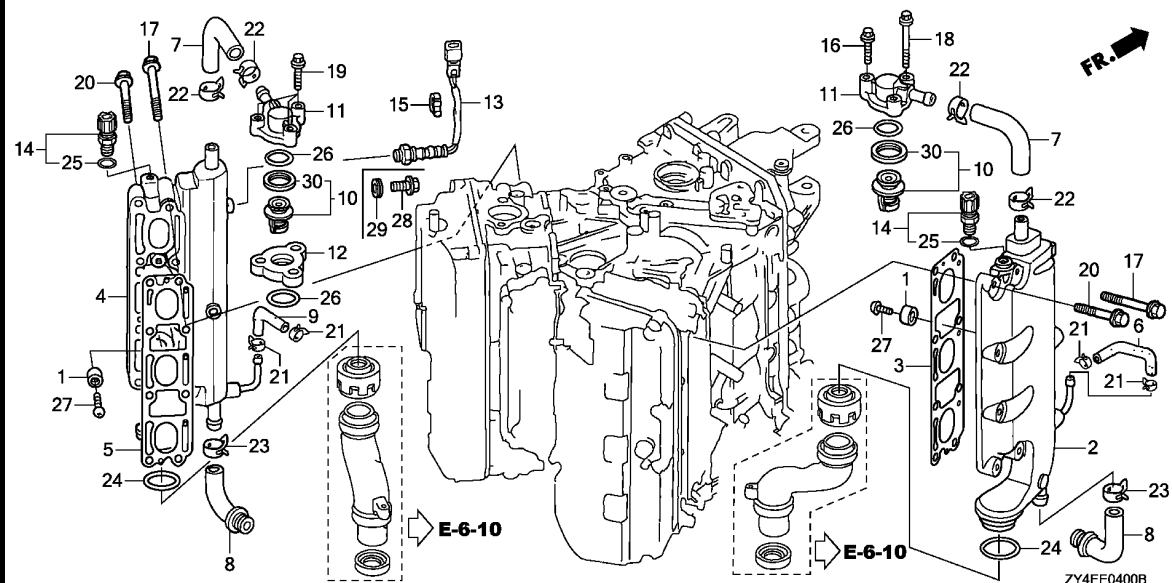
ZY4EE0310

Ref. No.	L.O.N.	(Relative ref. Number) Description	F.R.T.
1	1101B7	CRANKCASEINCLUDES: Engine removal and installation	8.0
3	110175	CARTRIDGE, OIL FILTER	0.3
5	1101B9	OIL FILLER EXTENSION AND/OR PACKING	0.3

Ref. No.	Part No.	Description	Reqd. QTY						Serial No.	Parts catalogue code
			BF 175 AK2	BF 175 AK3	BF 200 AK2	BF 200 AK3	BF 225 AK2	BF 225 AK3		
1	11100-ZY3-415	CRANKCASE COMP.	1	1	1	1	1	1		
2	11911-ZY3-010	HANGER, ENGINE	1	1	1	1	1	1		
3	15400-RTA-004	CARTRIDGE, OIL FILTER (TOYO ROKI)	1	1	1	1	1	1		
4	15611-921-000	CAP, OIL(YELLOW)	1	1	1	1	1	1		
5	15631-ZW1-000	EXTENSION, OIL FILLER	1	1	1	1	1	1		
6	90015-PH1-013	HOLDER, OIL FILTER	1	1	1	1	1	1		
7	90026-ZY3-000	BOLT, FLANGE, 8X20	2	2	2	2	2	2		
8	90030-ZY3-000	BOLT, FLANGE, 6X22	2	2	2	2	2	2		
9	90031-ZY3-000	BOLT, FLANGE, 6X32	15	15	15	15	15	15		
10	90041-ZY3-000	BOLT, FLANGE, 10X55	2	2	2	2	2	2		
11	90063-ZY3-000	BOLT, FLANGE, 6X37	2	2	2	2	2	2		
12	90082-ZY3-003	CAP, BOLT, 10MM	1	1	1	1	1	1		
13	90083-ZY3-A01	CAP, BOLT(16X9.5)	1	-	1	-	1	-		
14	90147-ZW4-000	BOLT, FLANGE, 6X55	2	2	2	2	2	2		
15	90204-ZY3-000	NUT, FLANGE CAP, 10MM	2	2	2	2	2	2		
16	91301-805-000	O-RING, 26X2.7	1	1	1	1	1	1		
17	94301-08140	DOWEL PIN, 8X14	2	2	2	2	2	2		

E-4

EXHAUST MANIFOLD/THERMOSTAT



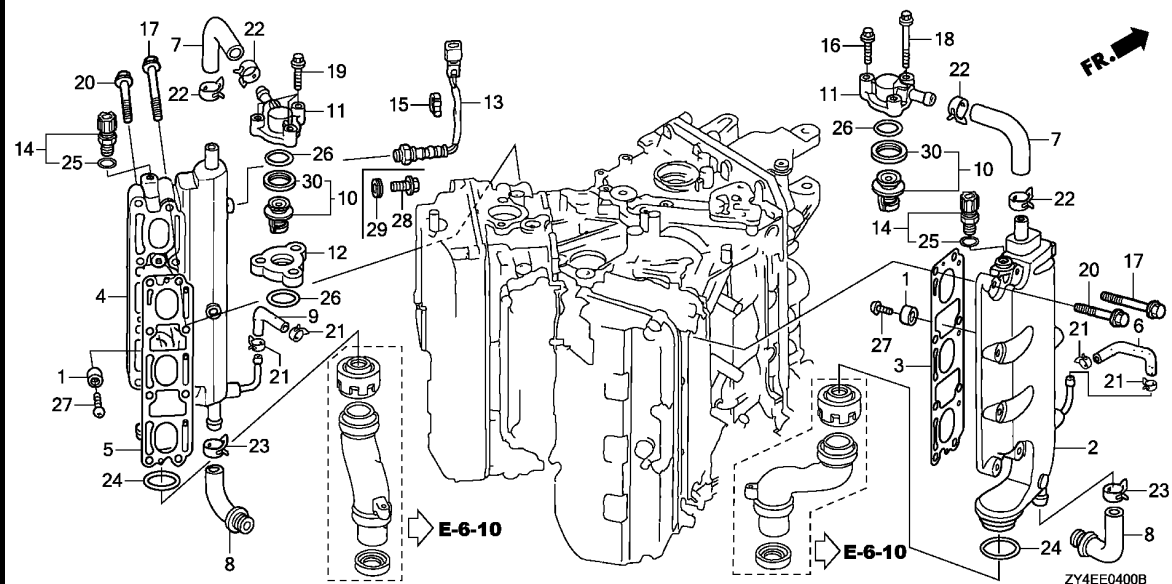
Ref. No.	L.O.N.	(Relative ref. Number) Description	F.R.T.
1	3131K4	METAL, EXHAUST ANODE :LEFTNOTE: Same time for two units	1.0
	3131K5	METAL, EXHAUST ANODE :RIGHT .. .NOTE: Same time for two units	1.0
2	3131C1	MANIFOLD, EXHAUST :RIGHT	1.1
3	3131B2	GASKET, EXHAUST MANIFOLD :RIGHT	1.0
4	3131C0	MANIFOLD, EXHAUST :LEFT	1.2
5	3131B1	GASKET, EXHAUST MANIFOLD :LEFT	1.0
6	1141D6	TUBE, WATER RETURN :RIGHT	0.3
7	1141J3	TUBE, WATER RELIEF :LEFT	0.4
	1141J4	TUBE, WATER RELIEF :RIGHT	0.4
8	1141J1	TUBE, WATER :LEFT	0.5
	1141J2	TUBE, WATER :RIGHT	0.7
9	1141D5	TUBE, WATER RETURN :LEFT	0.4
10		(11,12,26,30)	
	1141D9	THERMOSTAT :LEFT	0.5
	1141F0	THERMOSTAT :RIGHT	0.5
	1141F1	THERMOSTAT :BOTH	0.6
13	312175	SENSOR, OXYGEN	0.4
14	3131K1	SENSOR, EXHAUST WATER TEMPERATURE :LEFT	0.3

Ref. No.	Part No.	Description	Reqd. QTY						Serial No.	Parts catalogue code
			BF 175 AK2	BF 175 AK3	BF 200 AK2	BF 200 AK3	BF 225 AK2	BF 225 AK3		
1	12155-ZV5-000	METAL, ANODE	4	4	4	4	4	4		
2	18110-ZY3-010ZA	MANIFOLD COMP., R. EX. *NH8*.....DARK GRAY	1	1	1	1	1	1		
3	18115-ZY3-003	GASKET, R. EX. MANIFOLD	1	1	1	1	1	1		
4	18120-ZY3-C01ZA	MANIFOLD COMP., L. EX. *NH8*.....DARK GRAY	1	1	1	1	1	1		
5	18125-ZY3-003	GASKET, L. EX. MANIFOLD	1	1	1	1	1	1		
6	19255-ZY3-000	TUBE, R. WATER RETURN	1	1	1	1	1	1		
7	19256-ZY3-010	TUBE, WATER RELIEF	2	2	2	2	2	2		
8	19257-ZY3-000	TUBE, WATER	2	2	2	2	2	2		
9	19261-ZY3-000	TUBE, L. WATER RETURN	1	1	1	1	1	1		
10	19300-ZY3-023	THERMOSTAT ASSY.	2	2	2	2	2	2		
11	19315-ZY3-020ZA	COVER, THERMOSTAT *NH8*.....DARK GRAY	2	2	2	2	2	2		
12	19319-ZY3-A00ZA	SPACER, THERMOSTAT *NH8*.....DARK GRAY	1	1	1	1	1	1		
13	35655-ZY3-C01	SENSOR, OXYGEN	1	1	1	1	1	1	----- LD,LU,X3,XC3,XCD,XCU,XD,XU,XX3,XXC3,XXCD,XXCU,XXD,XXU	
14	35673-ZY3-003	SENSOR ASSY., WATER TEMPERATURE	2	2	2	2	2	2	----- LD,LU,XCD,XCU,XD,XU,XXCD,XXCU,XXD,XXU	
15	46391-VM0-003	CLIP, BRAKE PIPE(A)	1	-	1	-	1	-	----- LD,LU,XCD,XCU,XD,XU,XXCD,XXCU,XXD,XXU	
16	90019-ZW9-000	BOLT, FLANGE, 6X35	1	1	1	1	1	1		
17	90027-ZY3-000	BOLT, FLANGE, 8X60	8	8	8	8	8	8		
18	90034-ZY3-000	BOLT, FLANGE, 6X60	2	2	2	2	2	2		
19	90146-ZW4-000	BOLT, FLANGE, 6X50	3	3	3	3	3	3		
20	90155-ZW4-000	BOLT, FLANGE, 8X40	8	8	8	8	8	8		



E-4

EXHAUST MANIFOLD/THERMOSTAT

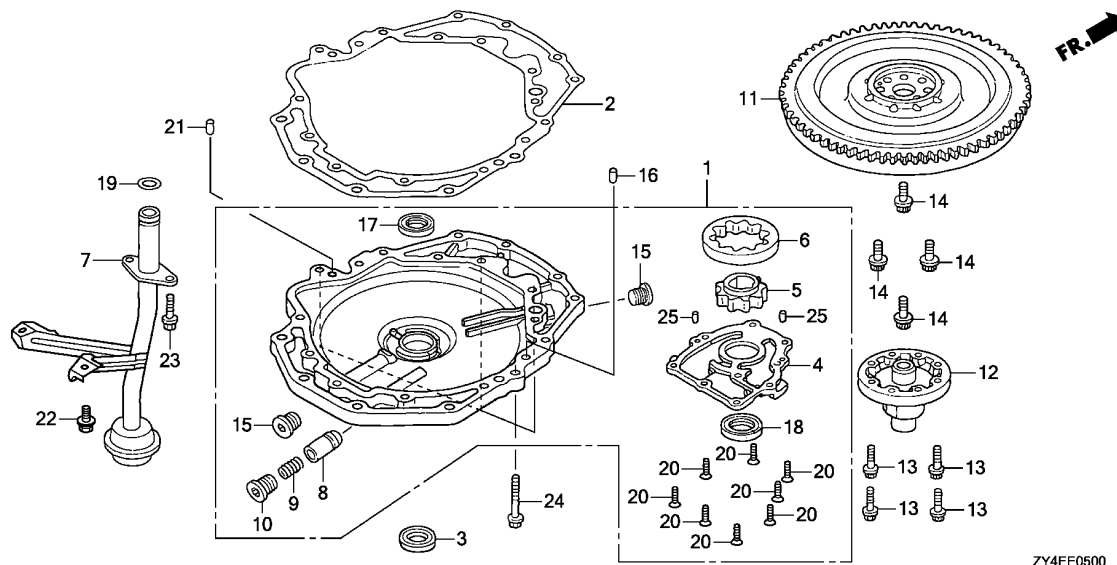


Ref. No.	L.O.N.	(Relative ref. Number) Description	F.R.T.
+14	3131K3	SENSOR, EXHAUST WATER TEMPERATURE :RIGHT	0.3

Ref. No.	Part No.	Description	Reqd. QTY						Serial No.	Parts catalogue code
			BF 175 AK2	BF 175 AK3	BF 200 AK2	BF 200 AK3	BF 225 AK2	BF 225 AK3		
21	90601-ZY3-030	CLAMP, TUBE(D10.5)	4	4	4	4	4	4		
22	90603-ZY3-020	CLAMP, TUBE(D29)	4	4	4	4	4	4		
23	90604-ZY3-020	CLAMP, TUBE(D21)	2	2	2	2	2	2		
24	91301-ZY3-003	O-RING, 66.4X3.1	2	2	2	2	2	2		
25	91307-PNA-003	O-RING, 9.5X1.9	2	2	2	2	2	2		
26	91356-SD4-952	O-RING, 31.5X2.4(ARAI)	3	3	3	3	3	3		
27	93500-06018-4J	SCREW, PAN, 6X18	4	4	4	4	4	4		
28	90161-ZW9-830	BOLT, FLANGE, 10X20	1	1	1	1	1	1	-----	XCT,XT,XXCT,XXT
29	90407-ZY3-D01	WASHER, SEALING	1	1	1	1	1	1	-----	XCT,XT,XXCT,XXT
30	19303-ZW9-003	RUBBER, RING	2	2	2	2	2	2		

E-5

OIL PUMP/FLYWHEEL



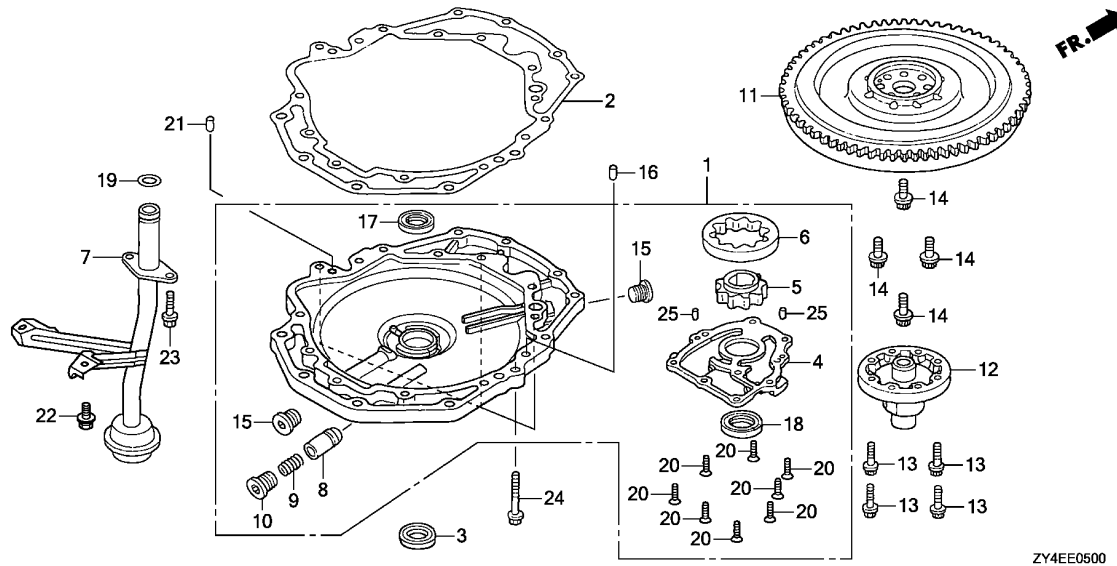
Ref. No.	L.O.N.	(Relative ref. Number) Description	F.R.T.
1	1131C4	PUMP, OILINCLUDES: Engine removal and installation	6.4
2	1131C6	PACKING, OIL PUMPINCLUDES: Engine removal and installation	6.4
3	1131B4	RUBBER, OIL PUMPINCLUDES: Engine removal and installation	6.3
6	1131B3	ROTOR, OIL PUMP OUTERINCLUDES: Engine removal and installation	6.9
7	1131B5	STRAINER, OIL (9)	2.2
8	1131D2	VALVE, OIL PUMP RELIEFINCLUDES: Engine removal and installation	6.4
11	2161B5	FLYWHEELINCLUDES: Engine removal and installation	6.8
12	2161A9	BOSS, FLYWHEELINCLUDES: Engine removal and installation	6.6

Ref. No.	Part No.	Description	Reqd. QTY						Serial No.	Parts catalogue code
			BF 175 AK2	BF 175 AK3	BF 200 AK2	BF 200 AK3	BF 225 AK2	BF 225 AK3		
1	15100-ZY3-000ZA	PUMP ASSY., OIL *NH8*.....DARK GRAY	1	1	1	1	1	1		
2	15112-ZY3-013	PACKING, OIL PUMP BODY	1	1	1	1	1	1		
3	15113-ZY3-000	RUBBER, OIL PUMP	1	1	1	1	1	1		
4	15121-ZY3-000	COVER, OIL PUMP	1	1	1	1	1	1		
5	15131-ZY3-405	ROTOR, OIL PUMP INNER	1	1	1	1	1	1		
6	15132-ZY3-405	ROTOR, OIL PUMP OUTER	1	1	1	1	1	1		
7	15220-ZY3-020	STRAINER COMP., OIL	1	1	1	1	1	1		
8	15231-PE0-000	VALVE, RELIEF	1	1	1	1	1	1		
9	15232-PG6-000	SPRING, RELIEF VALVE	1	1	1	1	1	1		
10	15233-PC6-000	BOLT, SEALING, 18MM	1	1	1	1	1	1		
11	31110-ZY3-000ZA	FLYWHEEL COMP. *TBLACK*.....BLACK	1	1	1	1	1	1		
12	31116-ZY3-000	BOSS, FLYWHEEL	1	1	1	1	1	1		
13	90002-ZW5-013	BOLT, SPECIAL, 8MM	8	8	8	8	8	8		
14	90011-PH3-000	BOLT, FLANGE, 12MM	8	8	8	8	8	8		
15	90081-ZV5-010	BOLT, SEALING, 22MM	2	2	2	2	2	2		
16	90701-PW5-000	DOWEL PIN, 14X15	1	1	1	1	1	1		
17	91201-ZW5-003	OIL SEAL, 46X60X9	1	1	1	1	1	1		
18	91212-P01-003	OIL SEAL, 31X46X7(NOK)	1	1	1	1	1	1		
19	91324-PC6-000	O-RING, 20.6X2.6	1	1	1	1	1	1		
20	93600-06016-0A	SCREW, FLAT, 6X16	8	8	8	8	8	8		
21	94302-10160	PIN B, DOWEL, 10X16	1	1	1	1	1	1		
22	95701-06014-09	BOLT, FLANGE, 6X14	2	2	2	2	2	2		
23	95701-06018-09	BOLT, FLANGE, 6X18	2	2	2	2	2	2		



E-5

OIL PUMP/FLYWHEEL



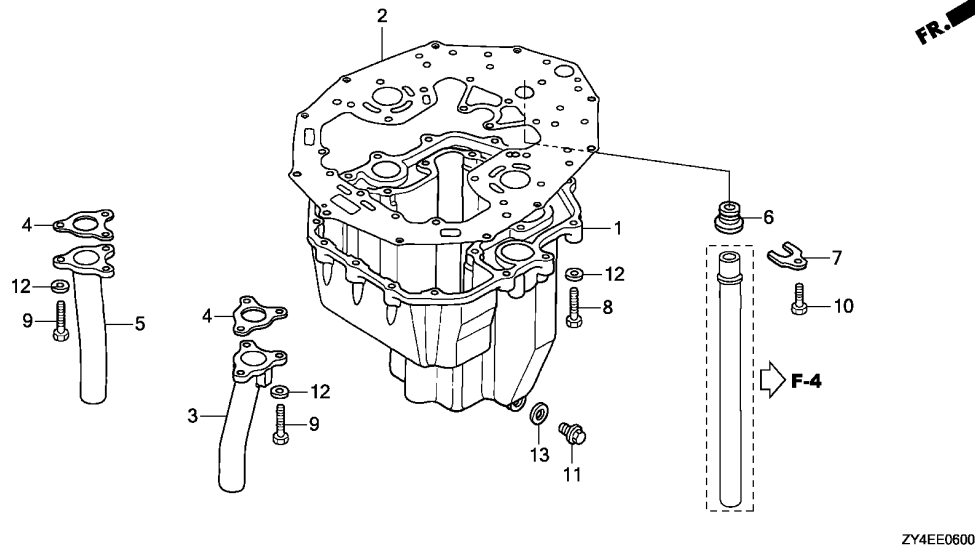
Ref. No.	L.O.N.	(Relative ref. Number) Description	F.R.T.
17	6131B2	(18) OIL SEAL, FLYWHEEL BOSSINCLUDES: Engine removal and installation	6.5

Ref. No.	Part No.	Description	Reqd. QTY						Serial No.	Parts catalogue code
			BF 175 AK2	BF 175 AK3	BF 200 AK2	BF 200 AK3	BF 225 AK2	BF 225 AK3		
24	95701-08030-09	BOLT, FLANGE, 8X30	4	4	4	4	4	4		
25	96220-50080	ROLLER, 5X8	2	2	2	2	2	2		

2

E-6

OIL PAN



ZY4EE0600

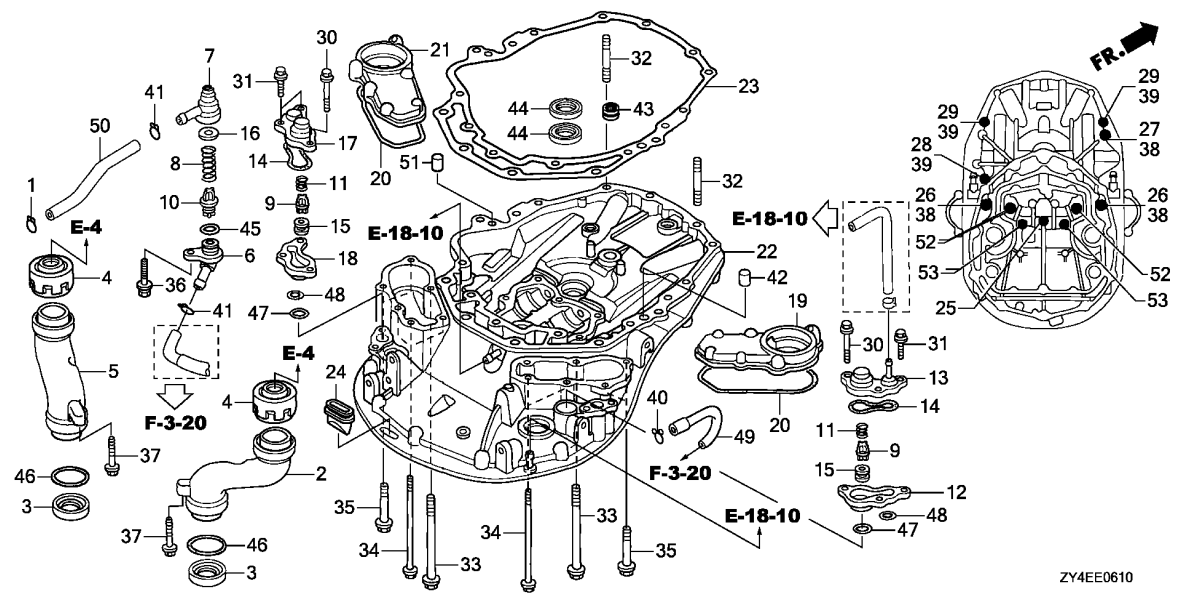
Ref. No.	L.O.N.	(Relative ref. Number) Description	F.R.T.
1	1131C1	PAN, OIL	2.1
2	1131C2	PACKING, OIL PAN	2.2
3	3131C8	PIPE, EXHAUST :RIGHT	1.7
4	3131J1	GASKET, EXHAUST PIPE :LEFT ...	1.7
	3131J2	GASKET, EXHAUST PIPE :RIGHT ..	1.7
5	3131C7	PIPE, EXHAUST :LEFT	1.7

Ref. No.	Part No.	Description	Reqd. QTY						Serial No.	Parts catalogue code
			BF 175 AK2	BF 175 AK3	BF 200 AK2	BF 200 AK3	BF 225 AK2	BF 225 AK3		
1	11311-ZY3-010ZA	PAN, OIL *TGRAY*.....GRAY	1	1	1	1	1	1		
2	11381-ZY3-013	PACKING, OIL PAN	1	1	1	1	1	1		
3	18330-ZY3-020	PIPE COMP., R. EX.	1	1	1	1	1	1		
4	18333-ZY3-003	GASKET, EX. PIPE	2	2	2	2	2	2		
5	18340-ZY3-020	PIPE COMP., L. EX.	1	1	1	1	1	1		
6	19252-ZY3-000	GROMMET, WATER TUBE	1	1	1	1	1	1		
7	19254-ZY3-000	PLATE, WATER TUBE	1	1	1	1	1	1		
8	90009-ZV5-000	BOLT, HEX., 8X35	21	21	21	21	21	21		
9	90053-ZY3-010	BOLT, HEX., 8X28	6	6	6	6	6	6		
10	90127-ZV4-000	BOLT, HEX., 6X16	1	1	1	1	1	1		
11	90131-ZV5-000	BOLT, DRAIN PLUG	1	1	1	1	1	1		
12	90401-ZW1-000	WASHER, PLAIN, 8MM	27	27	27	27	27	27		
13	90601-ZE2-000	WASHER, DRAIN PLUG, 12MM	1	1	1	1	1	1		



E-6-10

MOUNT CASE



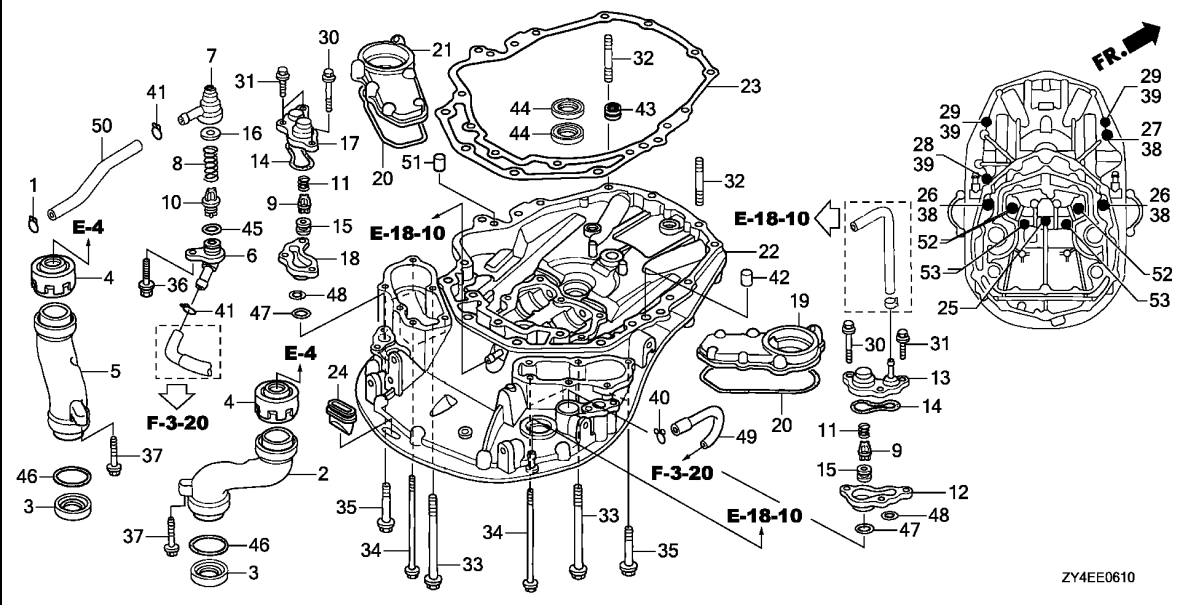
Ref. No.	L.O.N.	(Relative ref. Number) Description	F.R.T.
2	3131B8	(3,46) GUIDE, EXHAUST :RIGHTINCLUDES: Engine removal and installation	6.5
5	3131B7	(3,46) GUIDE, EXHAUST :LEFTINCLUDES: Engine removal and installation	6.5
9	1101L1	(11,12,15,18,47,48) VALVE, RELIEF :LEFT	0.5
10	1101L2	VALVE, RELIEF :RIGHT	0.6
13	1141D7	(8,45) VALVE, FLASH	0.5
17	1141A5	(14) COVER, RELIEF VALVE :RIGHT ...	0.6
19	1141A4	(14) COVER, RELIEF VALVE :LEFT	0.5
19	1141A8	(4,20) COVER, WATER JACKET :RIGHTINCLUDES: Engine removal and installation	6.4
21	1141A7	(4,20) COVER, WATER JACKET :LEFTINCLUDES: Engine removal and installation	6.4

Ref. No.	Part No.	Description	Reqd. QTY						Serial No.	Parts catalogue code
			BF 175 AK2	BF 175 AK3	BF 200 AK2	BF 200 AK3	BF 225 AK2	BF 225 AK3		
1	16163-GHB-610	CLIP, TUBE	1	1	1	1	1	1		
2	18141-ZY3-A00ZA	GUIDE, R. EX. *TGRAY*.....GRAY	1	1	1	1	1	1		
3	18148-ZY3-003	SEAL, EXHAUST GUIDE	2	2	2	2	2	2		
4	18149-ZY3-A01	SEAL B, EX. GUIDE	2	2	2	2	2	2		
5	18151-ZY3-A00ZA	GUIDE, L. EX. *TGRAY*.....GRAY	1	1	1	1	1	1		
6	19277-ZY3-000ZA	COVER, FLUSH VALVE *NH8*.....DARK GRAY	1	1	1	1	1	1		
7	19278-ZY3-000	CASE, FLUSH VALVE	1	1	1	1	1	1		
8	19279-ZW9-000	SPRING, FLUSH VALVE	1	1	1	1	1	1		
9	19291-ZW5-000	VALVE, RELIEF	2	2	2	2	2	2		
10	19291-ZW9-000	VALVE, FLASH	1	1	1	1	1	1		
11	19292-ZW5-000	SPRING, RELIEF VALVE	2	2	2	2	2	2		
12	19294-ZY3-000ZB	SPACER, R. RELIEF VALVE *TGRAY*.....GRAY	1	1	1	1	1	1		
13	19295-ZY3-000	COVER, R. RELIEF VALVE	1	1	1	1	1	1		
14	19296-ZY3-000	PACKING, RELIEF VALVE COVER ..	2	2	2	2	2	2		
15	19297-ZW5-000	PACKING, RELIEF VALVE	2	2	2	2	2	2		
16	19297-ZW9-000	PACKING, FLASH VALVE	1	1	1	1	1	1		
17	19297-ZY3-000	COVER, L. RELIEF VALVE	1	1	1	1	1	1		
18	19298-ZY3-000ZB	SPACER, L. RELIEF VALVE *TGRAY*.....GRAY	1	1	1	1	1	1		
19	19361-ZY3-000	COVER, R. WATER JACKET	1	1	1	1	1	1		
20	19362-ZY3-000	PACKING, WATER JACKET COVER ..	2	2	2	2	2	2		

2

E-6-10

MOUNT CASE



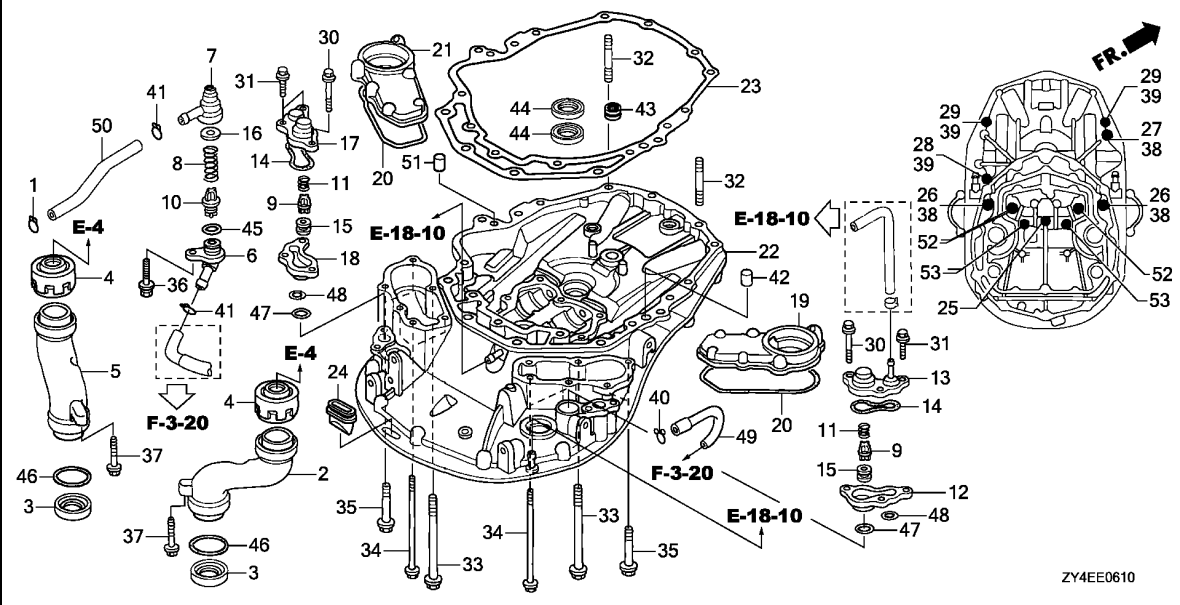
Ref. No.	L.O.N.	(Relative ref. Number) Description	F.R.T.
22	4101D6	CASE, MOUNTINCLUDES: Engine removal and installation	7.5
23	4101K1	GASKET, MOUNT CASEINCLUDES: Engine removal and installation	6.3
43	2091N6	BEARING, SHIFT SHAFT NEEDLE .. .INCLUDES: Engine removal and installation	6.8
44	4101X0	WATER SEAL, MOUNT CASEINCLUDES: Engine removal and installation .NOTE: Same time for two units	6.4

Ref. No.	Part No.	Description	Reqd. QTY						Serial No.	Parts catalogue code
			BF 175 AK2	BF 175 AK3	BF 200 AK2	BF 200 AK3	BF 225 AK2	BF 225 AK3		
21	19366-ZY3-000	COVER, L. WATER JACKET	1	1	1	1	1	1		
22	23170-ZY3-030ZA	CASE COMP., MOUNT *NH8*.....DARK GRAY	1	1	1	1	1	1		
23	23172-ZY3-003	GASKET, MOUNT CASE	1	1	1	1	1	1		
24	23173-ZY3-010	RUBBER, MOUNT CASE SEAL	1	1	1	1	1	1		
25	90009-371-015	BOLT, FLANGE, 10X120(SATO) ..	1	1	1	1	1	1		
26	90010-ZY3-000	BOLT, HEX., 12X120	2	2	2	2	2	2		
27	90011-ZY3-000	BOLT, HEX., 12X65	1	1	1	1	1	1		
28	90013-ZY3-000	BOLT, HEX., 10X85	1	1	1	1	1	1		
29	90015-ZY3-000	BOLT, HEX., 10X60	2	2	2	2	2	2		
30	90030-ZY3-000	BOLT, FLANGE, 6X22	2	2	2	2	2	2		
31	90031-ZY3-000	BOLT, FLANGE, 6X32	4	4	4	4	4	4		
32	90045-ZY3-000	BOLT, STUD, 10X45	2	2	2	2	2	2		
33	90046-ZY3-000	BOLT, FLANGE, 8X100	2	2	2	2	2	2		
34	90047-ZY3-000	BOLT-WASHER, 6X121	6	6	6	6	6	6		
35	90049-ZY3-000	BOLT, FLANGE, 8X30	4	4	4	4	4	4		
36	90059-ZY3-000	BOLT-WASHER, 6X29	1	1	1	1	1	1		
37	90207-HW1-671	BOLT, FLANGE, 6X40	2	2	2	2	2	2		
38	90559-ZV5-000	WASHER, PLAIN, 12MM	3	3	3	3	3	3		
39	90563-ZV5-000	WASHER, PLAIN, 10MM	3	3	3	3	3	3		
40	90603-ZV4-000	CLIP, TUBE(B10)	1	1	1	1	1	1		
41	90605-ZV4-000	CLIP, TUBE(B12.5)	2	2	2	2	2	2		
42	90701-PW5-000	DOWEL PIN, 14X15	1	1	1	1	1	1		
43	91001-ZY3-003	BEARING, NEEDLE, 20X28X13 (SOLID)	1	1	1	1	1	1		



E-6-10

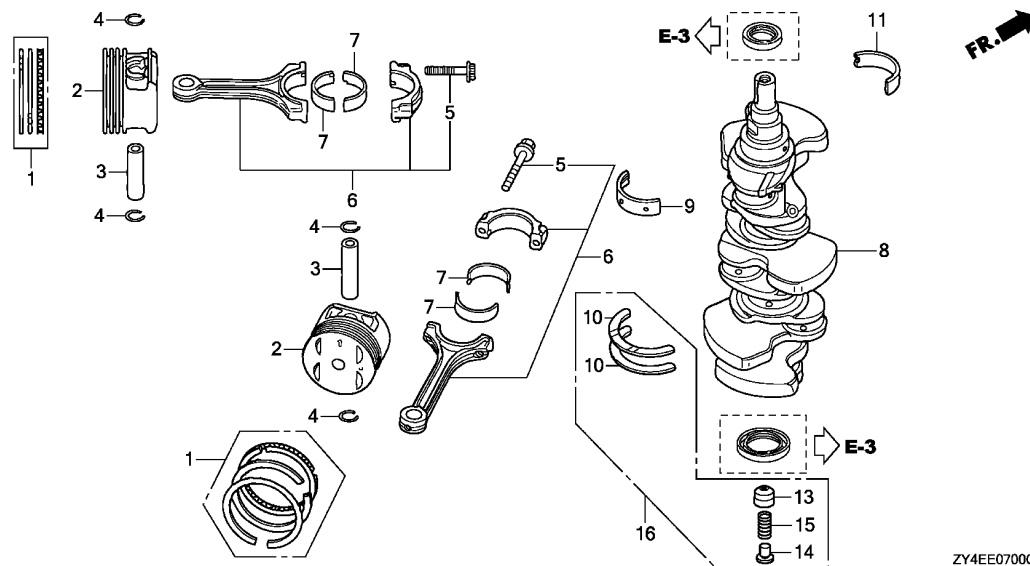
MOUNT CASE



Ref. No.	Part No.	Description	Reqd. QTY						Serial No.	Parts catalogue code
			BF 175 AK2	BF 175 AK3	BF 200 AK2	BF 200 AK3	BF 225 AK2	BF 225 AK3		
44	91202-ZW5-003	SEAL, WATER, 22X35X7	2	2	2	2	2	2		
45	91303-800-000	O-RING, 16MM	1	1	1	1	1	1		
46	91304-ZY3-000	O-RING, 49.4X3.1	2	2	2	2	2	2		
47	91305-ZY3-003	O-RING, 33.5X2	2	2	2	2	2	2		
48	91306-ZY3-003	O-RING, 23.5X2	2	2	2	2	2	2		
49	91404-ZY3-000	TUBE, WATER CHECK	1	1	1	1	1	1		
50	91405-ZY3-000	TUBE, FLUSH VALVE	1	1	1	1	1	1		
51	94302-10160	PIN B, DOWEL, 10X16	1	1	1	1	1	1		
52	95701-10070-09	BOLT, FLANGE, 10X70	2	2	2	2	2	2		
53	95701-12120-09	BOLT, FLANGE, 12X120	2	2	2	2	2	2		

E-7

CRANKSHAFT/PISTON



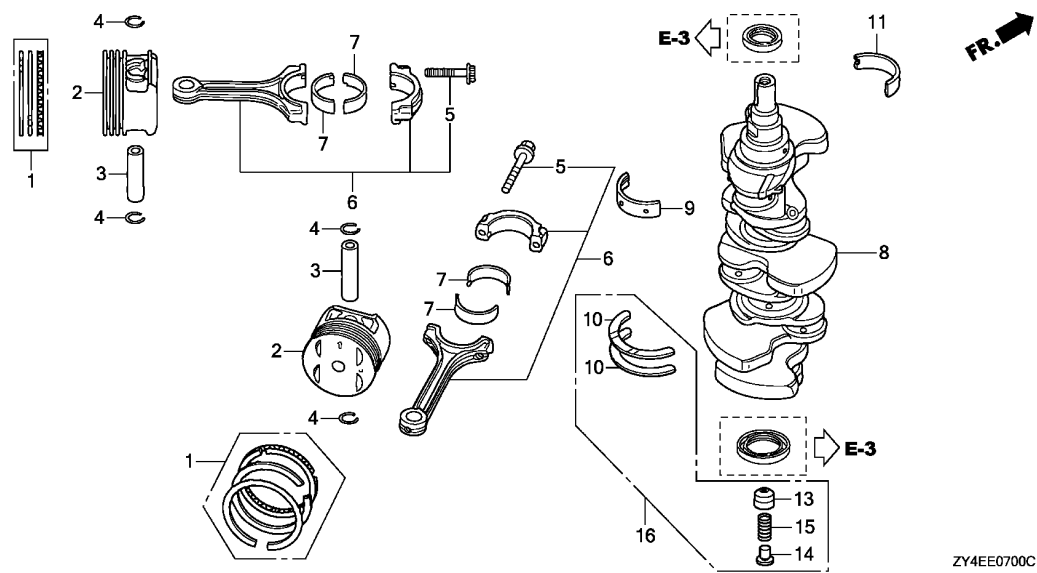
Ref. No.	L.O.N.	(Relative ref. Number) Description	F.R.T.
2		(1,3,6,7)	
1111R2		PISTON AND/OR RING SET AND/OR BEARING AND/OR ROD (1 CYLINDER) :LEFT BANKINCLUDES: Engine removal and installation	9.7
1111R2A		.Replace left bank side all cylinders add	1.0
1111R3		PISTON AND/OR RING SET AND/OR BEARING AND/OR ROD (1 CYLINDER) :RIGHT BANKINCLUDES: Engine removal and installation	9.7
1111R3A		.Replace right bank side all cylinders add	1.0
1111T6		PISTON AND/OR RING SET AND/OR BEARING AND/OR ROD :ALL CYLINDERSINCLUDES: Engine removal and installation	12.0
8		(9,11)	
1101F0		CRANKSHAFTINCLUDES: Engine removal and installation	11.7

Ref. No.	Part No.	Description	Reqd. QTY						Serial No.	Parts catalogue code
			BF 175 AK2	BF 175 AK3	BF 200 AK2	BF 200 AK3	BF 225 AK2	BF 225 AK3		
1	13010-ZY3-A00	RING SET, PISTON(STD.)	6	6	6	6	6	6		
	13011-ZY3-A00	RING SET, PISTON(0.25)	(6)	(6)	(6)	(6)	(6)	(6)		
2	13101-ZY3-A00	PISTON	6	6	6	6	6	6		
	13102-ZY3-A00	PISTON(0.25)	(6)	(6)	(6)	(6)	(6)	(6)		
3	13111-PEA-000	PIN, PISTON	6	6	6	6	6	6		
4	13115-P5A-000	CLIP, PISTON PIN	12	12	12	12	12	12		
5	13204-P8A-A01	BOLT, CONNECTING ROD	12	12	12	12	12	12		
6	13210-R70-A10	ROD COMP., CONNECTING	6	6	6	6	6	6		
7	13211-P8F-A11	BEARING A, CONNECTING ROD (BLACK)(TAIHO)	12	12	12	12	12	12		
	13212-P8F-A11	BEARING B, CONNECTING ROD (BROWN)(TAIHO)	12	12	12	12	12	12		
	13213-P8F-A11	BEARING C, CONNECTING ROD (GREEN)(TAIHO)	12	12	12	12	12	12		
	13214-P8F-A11	BEARING D, CONNECTING ROD (YELLOW)(TAIHO)	12	12	12	12	12	12		
	13215-P8F-A11	BEARING E, CONNECTING ROD (PINK)(TAIHO)	12	12	12	12	12	12		
8	13310-RGL-A00	CRANKSHAFT COMP.	1	1	1	1	1	1		
9	13321-P8A-A01	BEARING A, MAIN UPPER(BLACK)(DAIDO)	4	4	4	4	4	4		
	13322-P8A-A01	BEARING B, MAIN UPPER(BROWN)(DAIDO)	4	4	4	4	4	4		
	13323-P8A-A01	BEARING C, MAIN UPPER(GREEN)(DAIDO)	4	4	4	4	4	4		
	13324-P8A-A01	BEARING D, MAIN UPPER(YELLOW)(DAIDO)	4	4	4	4	4	4		



E-7

CRANKSHAFT/PISTON



Ref. No.	L.O.N.	(Relative ref. Number) Description	F.R.T.
10	1101S6	(16) WASHER, CRANKSHAFT THRUSTINCLUDES: Engine removal and installation	8.4
15	1101W5	(13,14) SPRING, CRANKSHAFT SUPPORTINCLUDES: Engine removal and installation	6.8

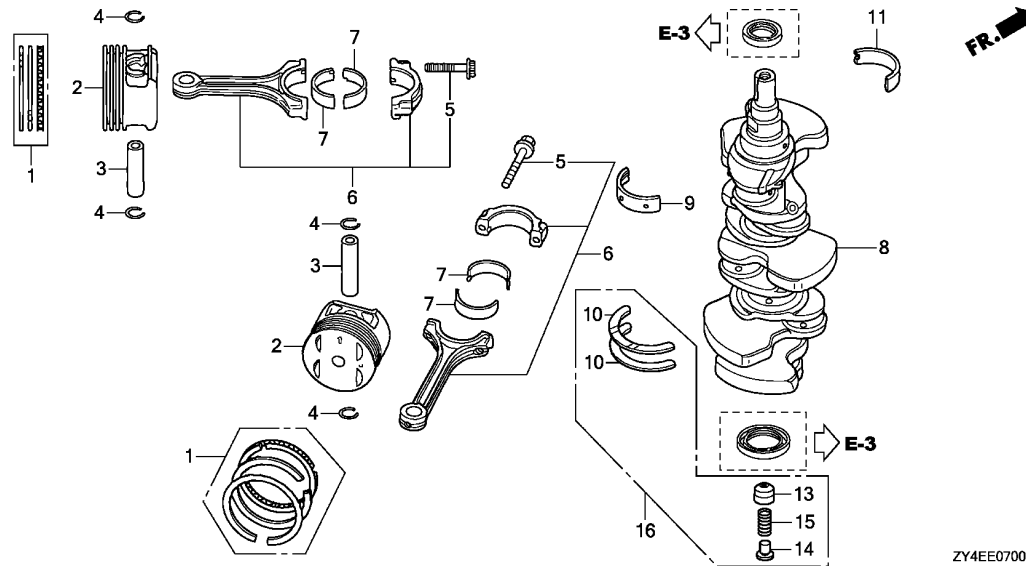
ZY4EE0700C

Ref. No.	Part No.	Description	Reqd. QTY						Serial No.	Parts catalogue code
			BF 175 AK2	BF 175 AK3	BF 200 AK2	BF 200 AK3	BF 225 AK2	BF 225 AK3		
(9)	13325-P8A-A01	BEARING E, MAIN UPPER(PINK) (DAIDO)	4	4	4	4	4	4		
	13326-P8A-A01	BEARING F, MAIN UPPER(RED) (DAIDO)	4	4	4	4	4	4		
10	13331-ZY3-A04	WASHER, THRUST	-	2	-	-	2	-	----- X3,XC3,XX3,XXC3 1300084 ----- XD,XT,XU,XXD,XXT 1300393 ----- LU,XCD,XCT,XCU,XD,XT,XU,XXD,XXT,XXU 1300972 ----- LD,LU,XCD,XCT,XCU,XD,XT,XU,XXCD,XXCT,XXCU,XXD,XXT,XXU	
11	13341-P8A-A01	BEARING A, MAIN LOWER(BLACK) (DAIDO)	4	4	4	4	4	4		
	13342-P8A-A01	BEARING B, MAIN LOWER(BROWN) (DAIDO)	4	4	4	4	4	4		
	13343-P8A-A01	BEARING C, MAIN LOWER(GREEN) (DAIDO)	4	4	4	4	4	4		
	13344-P8A-A01	BEARING D, MAIN LOWER(YELLOW) (DAIDO)	4	4	4	4	4	4		
	13345-P8A-A01	BEARING E, MAIN LOWER(PINK) (DAIDO)	4	4	4	4	4	4		
	13346-P8A-A01	BEARING F, MAIN LOWER(RED) (DAIDO)	4	4	4	4	4	4		
13	13391-ZY3-000	RETAINER, SPRING	-	1	-	-	1	-	----- X3,XC3,XX3,XXC3 1300084 ----- XD,XT,XU,XXD,XXT 1300393 ----- LU,XCD,XCT,XCU,XD,XT,XU,XXD,XXT,XXU 1300972 ----- LD,LU,XCD,XCT,XCU,XD,XT,XU,XXCD,XXCT,XXCU,XXD,XXT,XXU	
14	13392-ZY3-000	SEAT, SPRING(225)	-	1	-	-	1	-	----- X3,XC3,XX3,XXC3 1300084 ----- XD,XT,XU,XXD,XXT 1300393 ----- LU,XCD,XCT,XCU,XD,XT,XU,XXD,XXT,XXU 1300972 ----- LD,LU,XCD,XCT,XCU,XD,XT,XU,XXCD,XXCT,XXCU,XXD,XXT,XXU	

2

E-7

CRANKSHAFT/PISTON

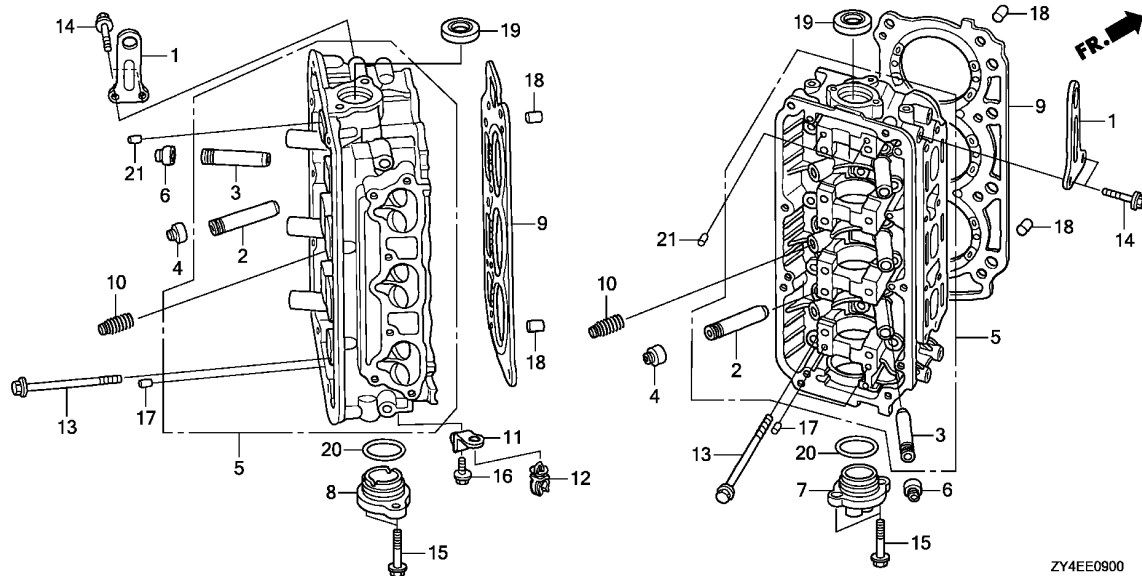


ZY4EE0700C

Ref. No.	Part No.	Description	Reqd. QTY						Serial No.	Parts catalogue code
			BF 175 AK2	BF 175 AK3	BF 200 AK2	BF 200 AK3	BF 225 AK2	BF 225 AK3		
15	13398-ZY3-003	SPRING, SUPPORT	-	1	-	1	-	1	----- X3,XC3,XX3,XXC3	
			-	1	-	-	-	1300084	----- XD,XT,XU,XXD,XXT	
			-	-	-	1	-	1300393	----- LU,XCD,XCT,XCU,XD,XT,XU,XXD,XXT,XXU	
			-	-	-	-	1	1300972	----- LD,LU,XCD,XCT,XCU,XD,XT,XU,XXCD,XXCT,XXCU,XXD,XXT,XXU	
16	06131-ZY3-000	WASHER KIT, THRUST (175/200/225)	1	-	1	-	1	-	----- 1300083 XD,XT,XU,XXD,XXT	
			-	1	-	-	-	----- 1300392 LU,XCD,XCT,XCU,XD,XT,XU,XXD,XXT,XXU		
			-	-	-	-	1	----- 1300971 LD,LU,XCD,XCT,XCU,XD,XT,XU,XXCD,XXCT,XXCU,XXD,XXT,XXU		

E-9

CYLINDER HEAD



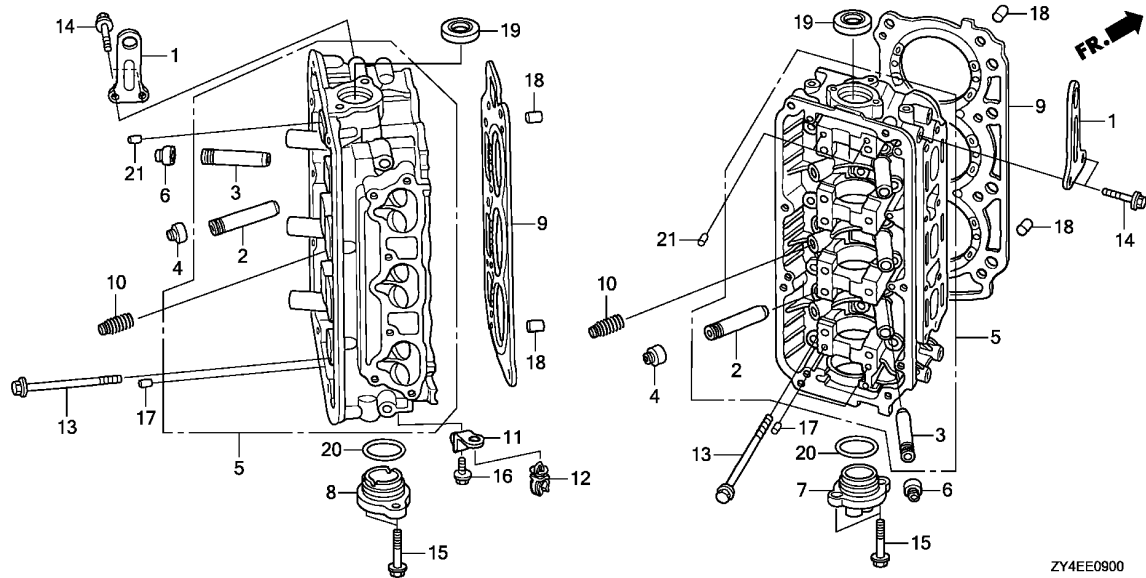
ZY4EE0900

Ref. No.	L.O.N.	(Relative ref. Number) Description	F.R.T.
2	1111AK	GUIDE, INTAKE VALVE(ONE) :LEFT BANK	5.3
		.INCLUDES: Valve clearance adjustment	
	1111AKA	.Replace one head(intake and exhaust all) add	4.4
	1111AKB	.Replace both heads (intake and exhaust all) add	11.3
	1111AM	GUIDE, INTAKE VALVE(ONE) :RIGHT BANK	5.1
		.INCLUDES: Valve clearance adjustment	
	1111AMA	.Replace one head(intake and exhaust all) add	4.4
	1111AMB	.Replace both heads (intake and exhaust all) add	11.5
3	1111AN	GUIDE, EXHAUST VALVE(ONE) :LEFT BANK	5.3
		.INCLUDES: Valve clearance adjustment	
	1111ANA	.Replace one head(intake and exhaust all) add	4.4
	1111ANB	.Replace both heads (intake and exhaust all) add	11.3

Ref. No.	Part No.	Description	Reqd. QTY						Serial No.	Parts catalogue code
			BF 175 AK2	BF 175 AK3	BF 200 AK2	BF 200 AK3	BF 225 AK2	BF 225 AK3		
1	11911-ZY3-010	HANGER, ENGINE	2	2	2	2	2	2		
2	12204-PJ7-305	GUIDE, IN. VALVE(OS)	12	12	12	12	12	12		
3	12205-PJ7-305	GUIDE, EX. VALVE(OS)	12	12	12	12	12	12		
4	12210-PZ1-004	SEAL A, VALVE STEM(NOK)	12	12	12	12	12	12		
5	12210-ZY3-010ZA	HEAD COMP., CYLINDER *NH8*.....DARK GRAY	2	2	2	2	2	2		
6	12211-PZ1-004	SEAL B, VALVE STEM(NOK)	12	12	12	12	12	12		
7	12231-ZY3-000	COVER, R. CAMSHAFT THRUST ...	1	1	1	1	1	1		
8	12241-ZY3-000	COVER, L. CAMSHAFT THRUST ...	1	1	1	1	1	1		
9	12251-ZY3-A01	GASKET COMP., CYLINDER HEAD (NIPPON LEAKLESS)	2	2	2	2	2	2		
10	14820-ZY3-405	MOTION COMP., LOST	6	6	6	6	-	-		
	14820-P8F-A01	-	-	-	-	6	6		
11	16897-ZY3-000	BRACKET, FUEL TUBE	1	-	1	-	1	-		
12	17938-SEO-941	CLIP, THROTTLE WIRE	1	-	1	-	1	-		
13	90005-PT0-003	BOLT-WASHER, 12X163	16	16	16	16	16	16		
14	90026-ZY3-000	BOLT, FLANGE, 8X20	4	4	4	4	4	4		
15	90035-ZY3-000	BOLT, FLANGE, 8X28	4	4	4	4	4	4		
16	90060-ZY3-000	BOLT, FLANGE, 8X16	1	-	1	-	1	-		
17	90701-P8A-A00	DOWEL PIN, 6X10	4	4	4	4	4	4		
18	90705-PT0-000	DOWEL PIN, 16X22	4	4	4	4	4	4		
19	91213-RKG-003	OIL SEAL, 39X53X8(NOK)	2	2	2	2	2	2		
20	91301-P8A-A00	O-RING, 48.5X2.4	2	2	2	2	2	2		
21	94302-06100	PIN B, DOWEL, 6X10	4	4	4	4	4	4		

E-9

CYLINDER HEAD

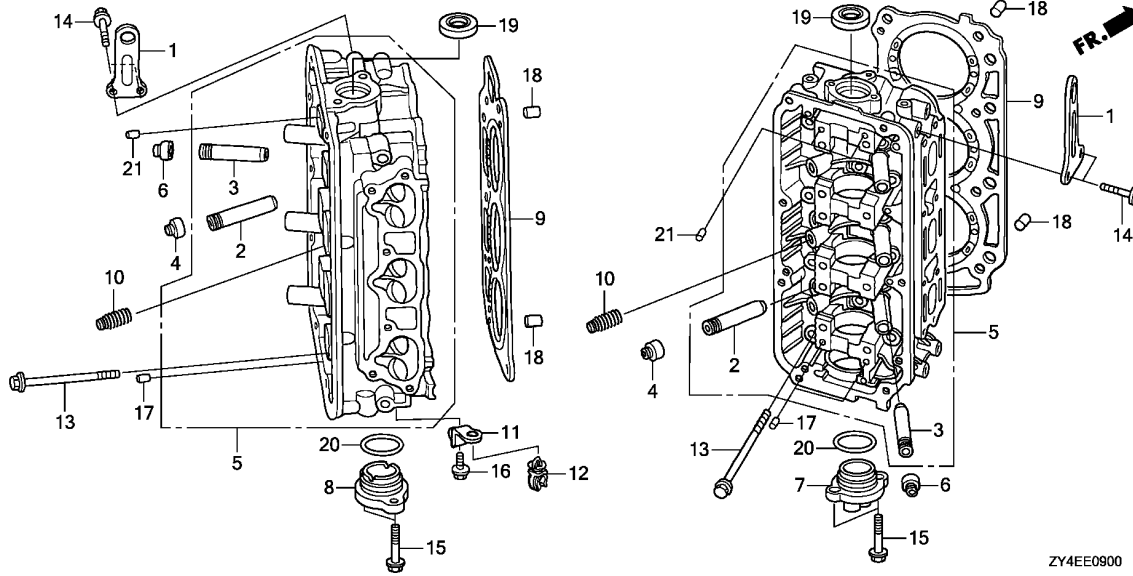


Ref. No.	L.O.N.	(Relative ref. Number) Description	F.R.T.
+ 3	1111AL	GUIDE, EXHAUST VALVE(ONE) :RIGHT BANK	5.1
		.INCLUDES: Valve clearance adjustment	
	1111ALA	.Replace one head(intake and exhaust all) add	4.4
	1111ALB	.Replace both heads (intake and exhaust all) add	11.5
4	1111U9	SEAL, INTAKE VALVE STEM(ONE) :LEFT BANK	5.0
		.INCLUDES: Valve clearance adjustment	
	1111U9B	.Replace one head(intake and exhaust all) add	1.1
	1111U9C	.Replace both heads (intake and exhaust all) add	4.4
	1111V0	SEAL, INTAKE VALVE STEM(ONE) :RIGHT BANK	4.8
		.INCLUDES: Valve clearance adjustment	
	1111V0B	.Replace one head(intake and exhaust all) add	1.1
	1111V0C	.Replace both heads (intake and exhaust all) add	4.6
+ 5	1111F2	HEAD, CYLINDER :LEFT BANK	7.8



E-9

CYLINDER HEAD

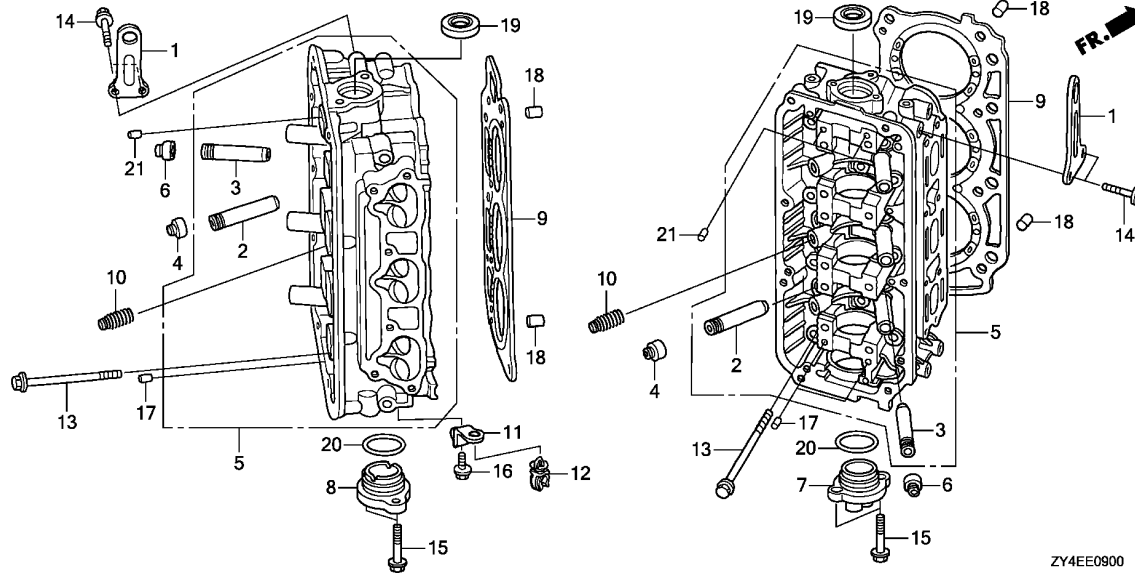


ZY4EE0900

Ref. No.	L.O.N.	(Relative ref. Number) Description	F.R.T.
+ 5		.INCLUDES: Valve clearance adjustment and reface	
1111F3		HEAD, CYLINDER :RIGHT BANK ...	7.6
		.INCLUDES: Valve clearance adjustment and reface	
1111L4		HEAD, CYLINDER :BOTH BANKS ...	12.8
		.INCLUDES: Valve clearance adjustment and reface	
6	1111V1	SEAL, EXHAUST VALVE STEM(ONE) :LEFT BANK	5.0
		.INCLUDES: Valve clearance adjustment	
	1111V1B	.Replace one head(intake and exhaust all) add	1.1
	1111V1C	.Replace both heads (intake and exhaust all) add	4.4
	1111V2	SEAL, EXHAUST VALVE STEM(ONE) :RIGHT BANK	4.8
		.INCLUDES: Valve clearance adjustment	
	1111V2B	.Replace one head(intake and exhaust all) add	1.1
	1111V2C	.Replace both heads (intake and exhaust all) add	4.6
+ 9	1111M4	GASKET, CYLINDER HEAD :LEFT ..	3.6

E-9

CYLINDER HEAD

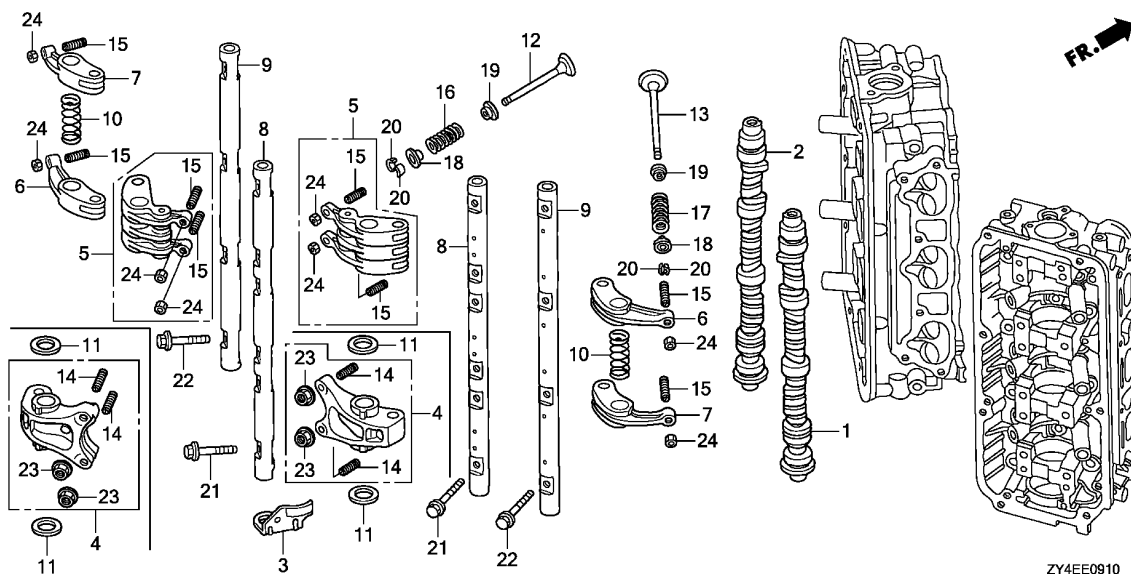


Ref. No.	L.O.N.	(Relative ref. Number) Description	F.R.T.
+ 9	1111M5	GASKET, CYLINDER HEAD :RIGHT	3.4
	1111M6	GASKET, CYLINDER HEAD :BOTH	4.8
19	1111M2	OIL SEAL, CAMSHAFT :LEFT	4.9
	1111M3	OIL SEAL, CAMSHAFT :RIGHT	4.7



E-9-10

CAMSHAFT/ROCKER ARM



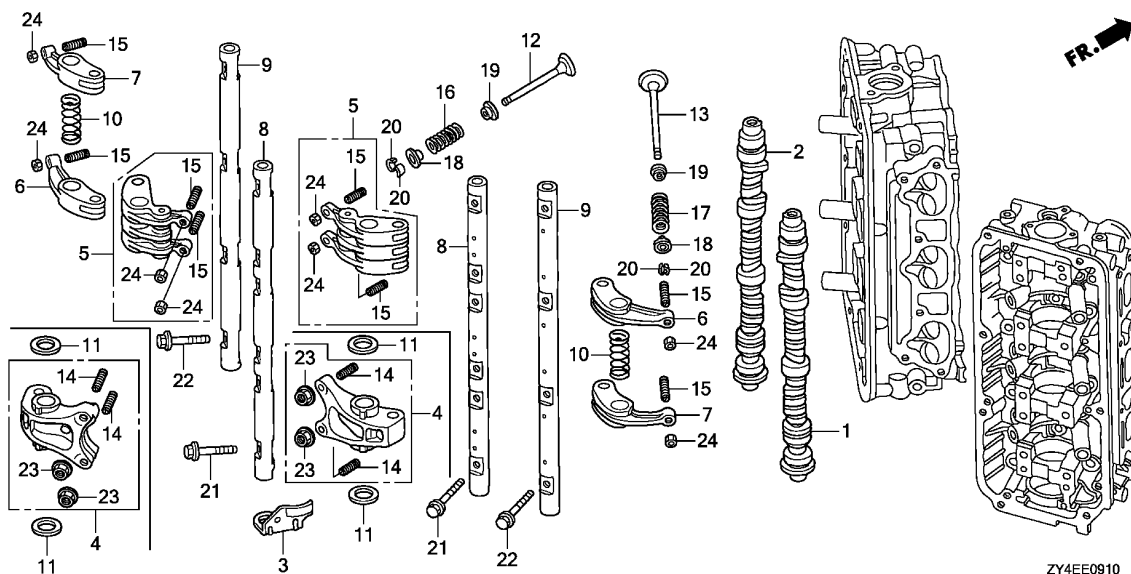
ZY4EE0910

Ref. No.	L.O.N.	(Relative ref. Number) Description	F.R.T.
1	1111T8	CAMSHAFT :RIGHT BANKINCLUDES: Valve clearance adjustment	4.6
	1111V3	CAMSHAFT :BOTH BANKSINCLUDES: Valve clearance adjustment	7.0
2	1111T7	CAMSHAFT :LEFT BANKINCLUDES: Valve clearance adjustment	4.8
	1111V3	CAMSHAFT :BOTH BANKSINCLUDES: Valve clearance adjustment	7.0
5	1111T1	ARM, ROCKER :LEFT BANK INTAKEINCLUDES: Valve clearance adjustment	4.1
	1111T1C	.Replace one head(intake and exhaust all) add	0.5
	1111T1B	.Replace both heads (intake and exhaust all) add	2.5
	1111T2	ARM, ROCKER :RIGHT BANK INTAKEINCLUDES: Valve clearance adjustment	3.9
	1111T2C	.Replace one head(intake and exhaust all) add	0.5

Ref. No.	Part No.	Description	Reqd. QTY						Serial No.	Parts catalogue code
			BF 175 AK2	BF 175 AK3	BF 200 AK2	BF 200 AK3	BF 225 AK2	BF 225 AK3		
1	14111-ZY2-A00	CAMSHAFT, R.	1	1	1	1	-	-		
	14111-ZY3-A00	-	-	-	-	1	1		
2	14211-ZY2-A00	CAMSHAFT, L.	1	1	1	1	-	-		
	14211-ZY3-A00	-	-	-	-	1	1		
3	14436-ZY3-000	ARM, FUEL PUMP ROCKER	1	1	1	1	1	1		
4	14610-RDV-J00	ARM ASSY., FR. INTAKE ROCKER	6	6	6	6	-	-		
5	14620-P8A-A01	ARM ASSY., INTAKE ROCKER	-	-	-	-	6	6		
6	14626-P8A-A00	ARM COMP. A, EX. ROCKER	6	6	6	6	6	6		
7	14627-P8A-A00	ARM COMP. B, EX. ROCKER	6	6	6	6	6	6		
8	14631-RDV-J00	SHAFT COMP., FR. INTAKE ROCKER ARM	2	2	2	2	-	-		
	14631-P8A-A00	SHAFT COMP., INTAKE ROCKER ARM	-	-	-	-	2	2		
9	14632-RCA-A00	SHAFT COMP., EX. ROCKER ARM	2	2	2	2	2	2		
10	14645-P8A-A01	SPRING, ROCKER ARM	6	6	6	6	6	6		
11	14646-RDV-J00	WASHER, THRUST	12	12	12	12	-	-		
12	14711-PXK-000	VALVE, IN.	12	12	12	12	12	12		
13	14721-RJA-E00	VALVE, EX.	12	12	12	12	12	12		
14	14744-PM3-000	SCREW, TAPPET ADJUSTING	12	12	12	12	-	-		
15	14744-PT0-004	SCREW, TAPPET ADJUSTING	12	12	12	12	24	24		
16	14761-P8E-A01	SPRING, IN. VALVE(GRAY) (NIPPON HATSUJO)	12	12	12	12	12	12		
17	14762-P8E-A01	SPRING, EX. VALVE (YELLOW GREEN)	12	12	12	12	12	12		
18	14765-RDV-J00	RETAINER, VALVE SPRING	24	-	-	-	-	-	----- XT,XXT	
	14765-PJ7-000	24	-	-	-	-	-	----- 1200301 XCU,XD,XU,XXD	

E-9-10

CAMSHAFT/ROCKER ARM



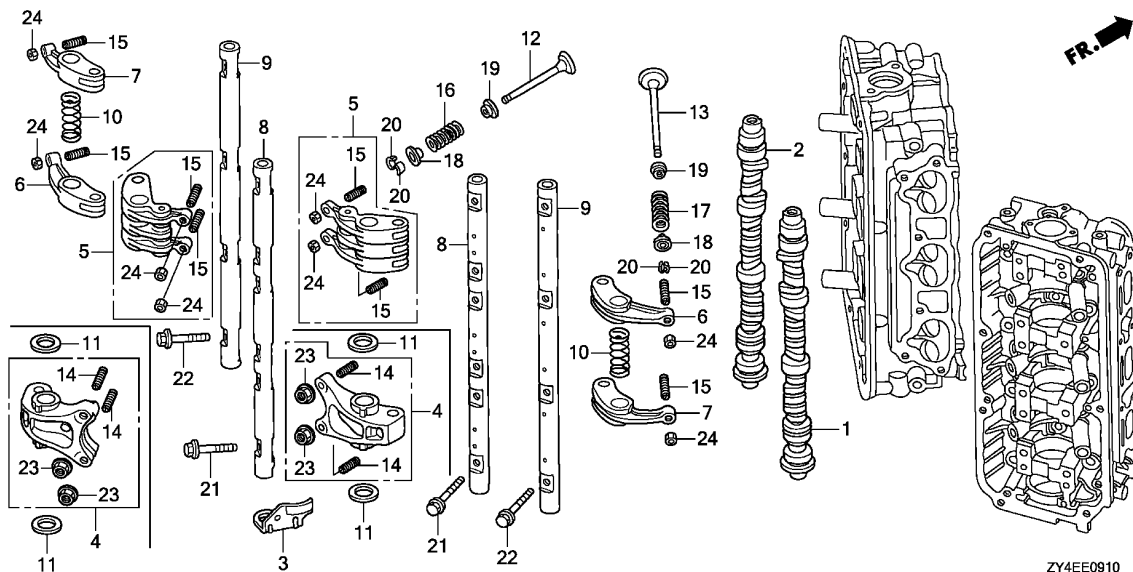
Ref. No.	L.O.N.	(Relative ref. Number) Description	F.R.T.
+ 5	1111T2B	.Replace both heads (intake and exhaust all) add (7,10)	2.7
6	1111U3	ARM, ROCKER :LEFT BANK EXHAUST .INCLUDES: Valve clearance adjustment	4.1
	1111U3C	.Replace one head(intake and exhaust all) add	0.5
	1111U3B	.Replace both heads (intake and exhaust all) add	2.5
	1111U4	ARM, ROCKER :RIGHT BANK EXHAUSTINCLUDES: Valve clearance adjustment	3.9
	1111U4C	.Replace one head(intake and exhaust all) add	0.5
	1111U4B	.Replace both heads (intake and exhaust all) add	2.7
8	1111U5	SHAFT, ROCKER ARM :LEFT BANK INTAKEINCLUDES: Valve clearance adjustment	4.1
	1111U5A	.Replace one head(intake and exhaust all) add	0.5

Ref. No.	Part No.	Description	Reqd. QTY						Serial No.	Parts catalogue code
			BF 175 AK2	BF 175 AK3	BF 200 AK2	BF 200 AK3	BF 225 AK2	BF 225 AK3		
18)	14765-RDV-J00	RETAINER, VALVE SPRING	24	-	-	-	-	1200302	----- XCU, XD, XU, XXD	
			-	24	-	24	-	-	----- XCT, XT, XXT	
	14765-PJ7-000	-	-	24	-	-	1200949	LU, XCD, XCU, XD, XU, XXD, XXU	
	14765-RDV-J00	-	-	24	-	-	1200950	----- LU, XCD, XCU, XD, XU, XXD, XXU	
			-	-	-	24	-	-	----- XCT, XT, XXCT, XXT	
	14765-PJ7-000	-	-	-	24	-	1204109	LD, LU, XCD, XCU, XD, XU, XXCD, XXCU, XXD, XXU	
	14765-RDV-J00	-	-	-	24	-	1204110	----- LD, LU, XCD, XCU, XD, XU, XXCD, XXCU, XXD, XXU	
19	14775-PM3-000	SEAT, VALVE SPRING	24	24	24	24	24			
20	14781-RGM-A01	COTTER, VALVE(FUJI VALVE) ...	48	-	-	-	-	-	----- XT, XXT	
	14781-PJ7-003	48	-	-	-	-	1200301	XCU, XD, XU, XXD	
	14781-RGM-A01	48	-	-	-	-	1200302	----- XCU, XD, XU, XXD	
			-	48	-	48	-	-	----- XCT, XT, XXT	
	14781-PJ7-003	-	-	48	-	-	1200949	LU, XCD, XCU, XD, XU, XXD, XXU	
	14781-RGM-A01	-	-	48	-	-	1200950	----- LU, XCD, XCU, XD, XU, XXD, XXU	
			-	-	-	48	-	-	----- XCT, XT, XXCT, XXT	
	14781-PJ7-003	-	-	-	48	-	1204109	LD, LU, XCD, XCU, XD, XU, XXCD, XXCU, XXD, XXU	
	14781-RGM-A01	-	-	-	48	-	1204110	----- LD, LU, XCD, XCU, XD, XU, XXCD, XXCU, XXD, XXU	
21	90003-P8A-A00	BOLT, FLANGE, 8X30	12	12	12	12	12			
22	90004-P8A-A00	BOLT, FLANGE, 8X40	8	8	8	8	8			
23	90206-PM3-004	NUT, TAPPET ADJUSTING (TOKAI TRW)	12	12	12	12	-			
24	90206-PT0-004	NUT, TAPPET ADJUSTING	12	12	12	12	24	24		



E-9-10

CAMSHAFT/ROCKER ARM

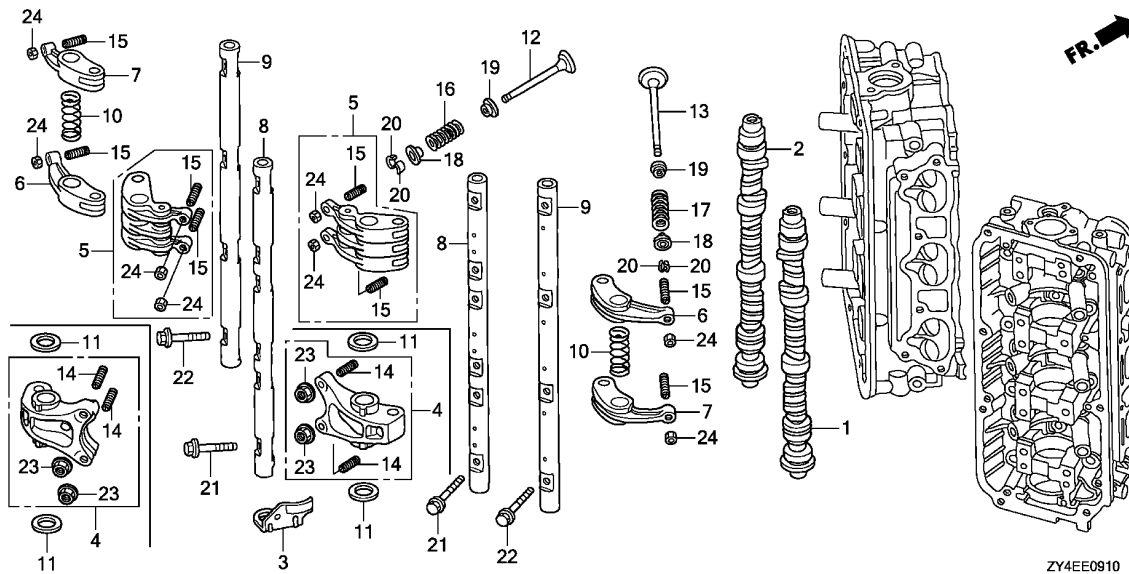


Ref. No.	L.O.N.	(Relative ref. Number) Description	F.R.T.
+ 8	1111U5B	.Replace both heads (intake and exhaust all) add	2.5
	1111U7	SHAFT, ROCKER ARM :RIGHT BANK INTAKE	3.9
		.INCLUDES: Valve clearance adjustment	
	1111U7A	.Replace one head(intake and exhaust all) add	0.5
	1111U7B	.Replace both heads (intake and exhaust all) add	2.7
9	1111U6	SHAFT, ROCKER ARM :LEFT BANK EXHAUST	4.1
		.INCLUDES: Valve clearance adjustment	
	1111U6A	.Replace one head(intake and exhaust all) add	0.5
	1111U6B	.Replace both heads (intake and exhaust all) add	2.5
	1111U8	SHAFT, ROCKER ARM :RIGHT BANK EXHAUST	3.9
		.INCLUDES: Valve clearance adjustment	
	1111U8A	.Replace one head(intake and exhaust all) add	0.5

2

E-9-10

CAMSHAFT/ROCKER ARM

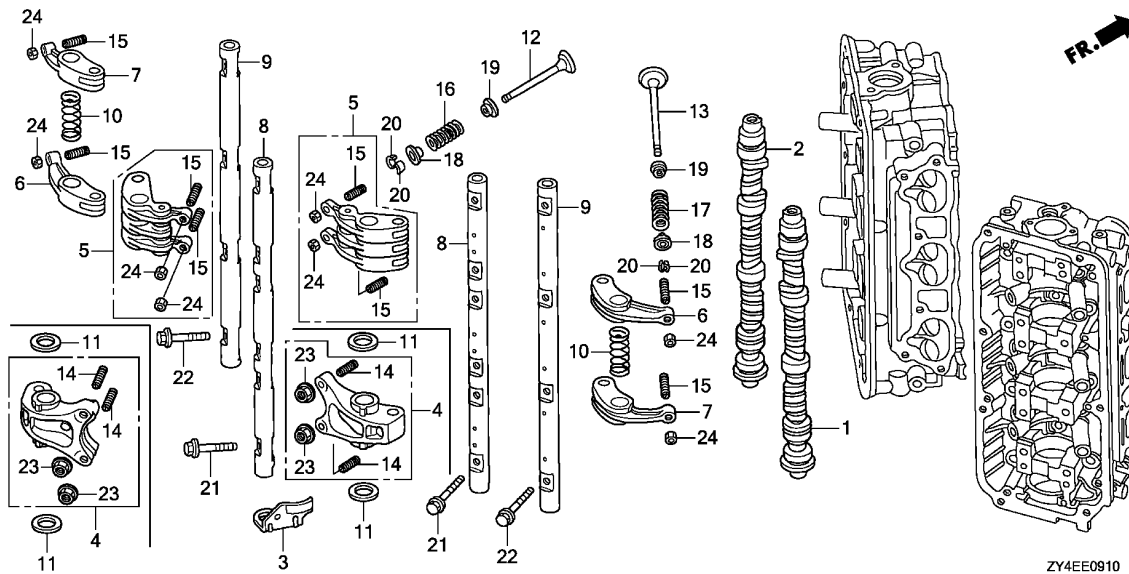


Ref. No.	L.O.N.	(Relative ref. Number) Description	F.R.T.
+ 9	1111U8B	.Replace both heads (intake and exhaust all) add	2.7
12	1111T9	VALVE, INTAKE(ONE) :LEFT BANK .INCLUDES: Valve clearance adjustment and reface	5.1
	1111T9B	.Replace one head(intake and exhaust all) add	2.2
	1111T9C	.Replace both heads (intake and exhaust all) add	6.7
	1111U1	VALVE, INTAKE(ONE) :RIGHT BANK .INCLUDES: Valve clearance adjustment and reface	4.9
	1111U1B	.Replace one head(intake and exhaust all) add	2.2
	1111U1C	.Replace both heads (intake and exhaust all) add	6.9
13	1111U0	VALVE, EXHAUST(ONE) :LEFT BANK .INCLUDES: Valve clearance adjustment and reface	5.1
	1111U0B	.Replace one head(intake and exhaust all) add	2.2
	1111U0C	.Replace both heads (intake and exhaust all) add	6.7
	1111U2	VALVE, EXHAUST(ONE) :RIGHT BANK	4.9



E-9-10

CAMSHAFT/ROCKER ARM

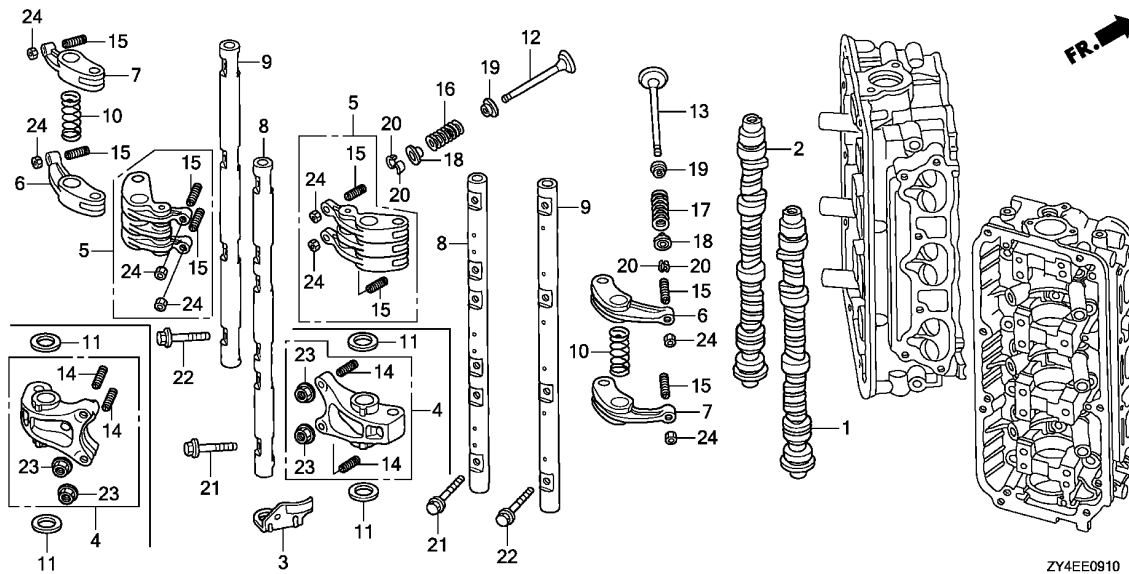


Ref. No.	L.O.N.	(Relative ref. Number) Description	F.R.T.
+13		.INCLUDES: Valve clearance adjustment and reface	
1111U2B		.Replace one head(intake and exhaust all) add	2.2
1111U2C		.Replace both heads (intake and exhaust all) add	6.9
16 1111V9		SPRING, VALVE(ONE) :INTAKE LEFT BANK	5.0
		.INCLUDES: Valve clearance adjustment	
1111V9A		.Replace one head(intake and exhaust all) add	1.1
1111V9B		.Replace both heads (intake and exhaust all) add	4.4
1111W0		SPRING, VALVE(ONE) :INTAKE RIGHT BANK	4.8
		.INCLUDES: Valve clearance adjustment	
1111WOA		.Replace one head(intake and exhaust all) add	1.1
1111WOB		.Replace both heads (intake and exhaust all) add	4.6
17 1111W1		SPRING, VALVE(ONE) :EXHAUST LEFT BANK	5.0

2

E-9-10

CAMSHAFT/ROCKER ARM

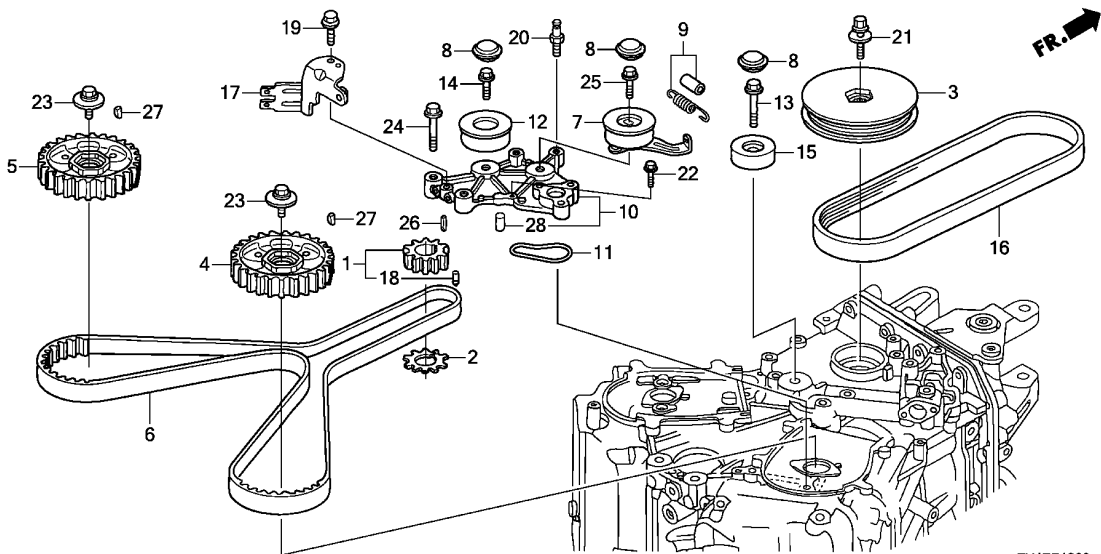


Ref. No.	L.O.N.	(Relative ref. Number) Description	F.R.T.
+17		.INCLUDES: Valve clearance adjustment	
1111W1A		.Replace one head(intake and exhaust all) add	1.1
1111W1B		.Replace both heads (intake and exhaust all) add	4.4
1111W2		SPRING, VALVE(ONE) :EXHAUST RIGHT BANK	4.8
		.INCLUDES: Valve clearance adjustment	
1111W2A		.Replace one head(intake and exhaust all) add	1.1
1111W2B		.Replace both heads (intake and exhaust all) add	4.6



E-13

TIMING BELT



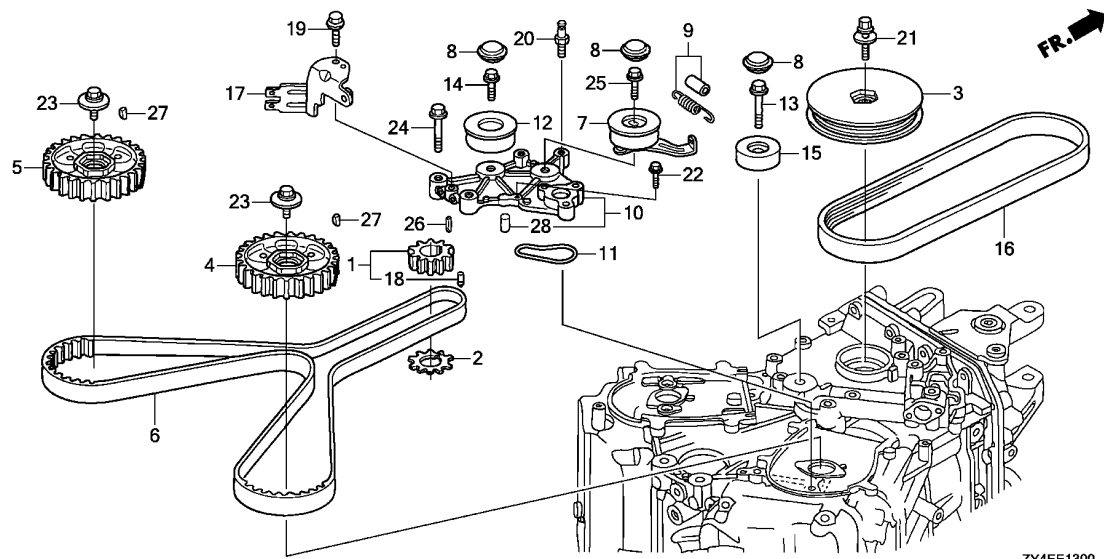
ZY4EE1300

Ref. No.	L.O.N.	(Relative ref. Number) Description	F.R.T.
1	1101D1	PULLEY, TIMING BELT DRIVE	1.1
3	1101D0	PULLEY, CRANKSHAFT	0.5
4	1111S8	PULLEY, CAMSHAFT :RIGHT BANK .	1.2
	1111S8B	.Replace left bank side add ..	0.1
5	1111S7	PULLEY, CAMSHAFT :LEFT BANK ..	1.2
	1111S7B	.Replace right bank side add ..	0.1
6	1111N6	BELT, TIMING	1.1
7		(9)	
	1111K4	TENSIONER, TIMING BELT	1.2
10	1111A8	BASE, TIMING BELT TENSIONER ..	1.3
11	1111T4	O-RING, TIMING BELT TENTIONER	
		BASE	1.3
12	1111F5	IDLER, TIMING BELT	1.2
15	1111T3	IDLER B, TIMING BELT	1.2
16	6131D4	BELT, ALTERNATOR	0.4

Ref. No.	Part No.	Description	Reqd. QTY						Serial No.	Parts catalogue code
			BF 175 AK2	BF 175 AK3	BF 200 AK2	BF 200 AK3	BF 225 AK2	BF 225 AK3		
1	13621-ZY3-C01	PULLEY, TIMING BELT DRIVE ...	1	1	1	1	1	1		
2	13622-ZY3-C00	PLATE, TIMING BELT GUIDE	1	1	1	1	1	1		
3	13811-ZY3-A00	PULLEY, CRANKSHAFT	1	1	1	1	1	1		
4	14261-ZY3-C00	PULLEY COMP., R. TIMING BELT DRIVEN	1	1	1	1	1	1		
5	14270-ZY3-C00	PULLEY COMP., L. TIMING BELT DRIVEN	1	1	1	1	1	1		
6	14400-P8A-A01	BELT, TIMING(197YU26 B-333) .	1	1	1	1	1	1		
7	14510-ZY3-003	TENSIONER COMP., TIMING BELT	1	1	1	1	1	1		
8	14515-ZY3-000	CAP, TIMING BELT TENSIONER ..	3	3	3	3	3	3		
9	14520-ZY3-000	SPRING COMP., TIMING BELT ADJUSTING	1	1	1	1	1	1		
10	14526-ZY3-405ZA	BASE COMP., TIMING BELT TENSIONER	1	1	1	1	1	1		
		NH8.....DARK GRAY	1	1	1	1	1	1		
11	14529-ZY3-000	O-RING, TIMING BELT TENSIONER BASE	1	1	1	1	1	1		
12	14550-ZY3-003	IDLER, TIMING BELT(KOYO SEIKO)	1	1	1	1	1	1		
13	14551-P8A-A01	BOLT, IDLER	1	1	1	1	1	1		
14	14553-ZY3-003	BOLT, TIMING BELT IDLER A ...	1	1	1	1	1	1		
15	14555-ZY3-003	IDLER B, TIMING BELT	1	1	1	1	1	1		
16	31638-ZY3-003	BELT, A.C. GENERATOR (6PK745 M-180)	1	1	1	1	1	1		
17	32111-ZY3-010	BRACKET, COUPLER D	1	1	1	1	1	1		
18	41122-ZV0-000	PIN, VERTICAL SHAFT	1	1	1	1	1	1		
19	90011-ZW9-000	BOLT, FLANGE, 6X14(CT200) ...	1	1	1	1	1	1		

E-13

TIMING BELT



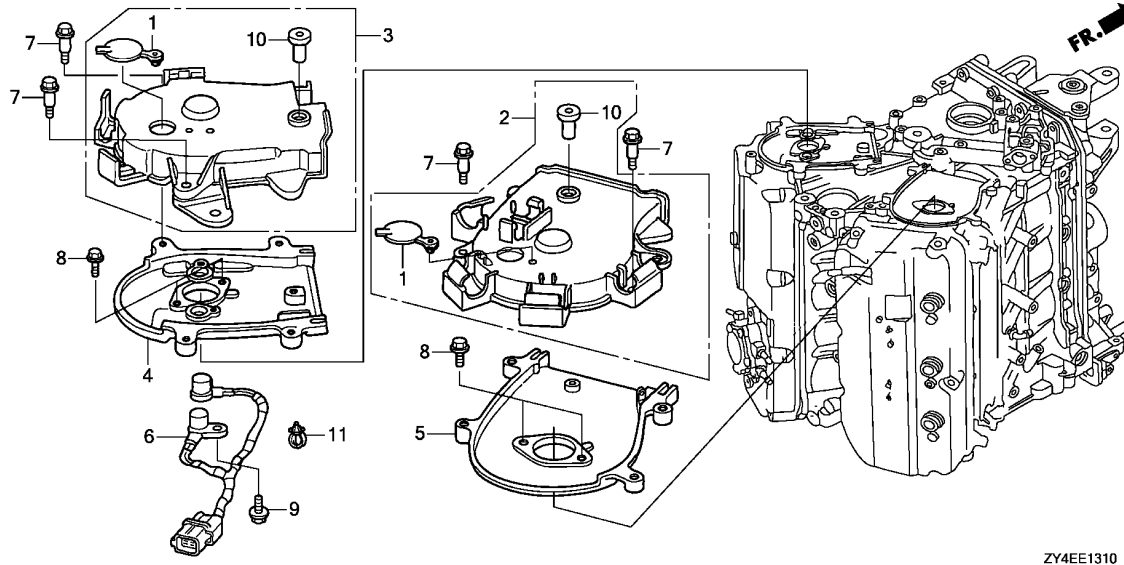
ZY4EE1300

Ref. No.	Part No.	Description	Reqd. QTY						Serial No.	Parts catalogue code
			BF 175 AK2	BF 175 AK3	BF 200 AK2	BF 200 AK3	BF 225 AK2	BF 225 AK3		
20	90012-ZV5-013	BOLT, TIMING BELT ADJUSTING SPRING	1	1	1	1	1	1		
21	90017-RJA-003	BOLT-WASHER, 16X49	1	1	1	1	1	1		
22	90030-ZY3-000	BOLT, FLANGE, 6X22	1	1	1	1	1	1		
23	90031-P8A-A01	BOLT-WASHER, 12X35	2	2	2	2	2	2		
24	90039-ZY3-000	BOLT, FLANGE, 10X40	3	3	3	3	3	3		
25	90040-ZY3-000	BOLT, FLANGE, 10X43	1	1	1	1	1	1		
26	90704-RCA-A00	KEY, 4.5X24	1	1	1	1	1	1		
27	90741-ZY3-000	KEY, SPECIAL	2	2	2	2	2	2		
28	94301-06100	DOWEL PIN, 6X10	1	1	1	1	1	1		



E-13-10

TIMING BELT COVER



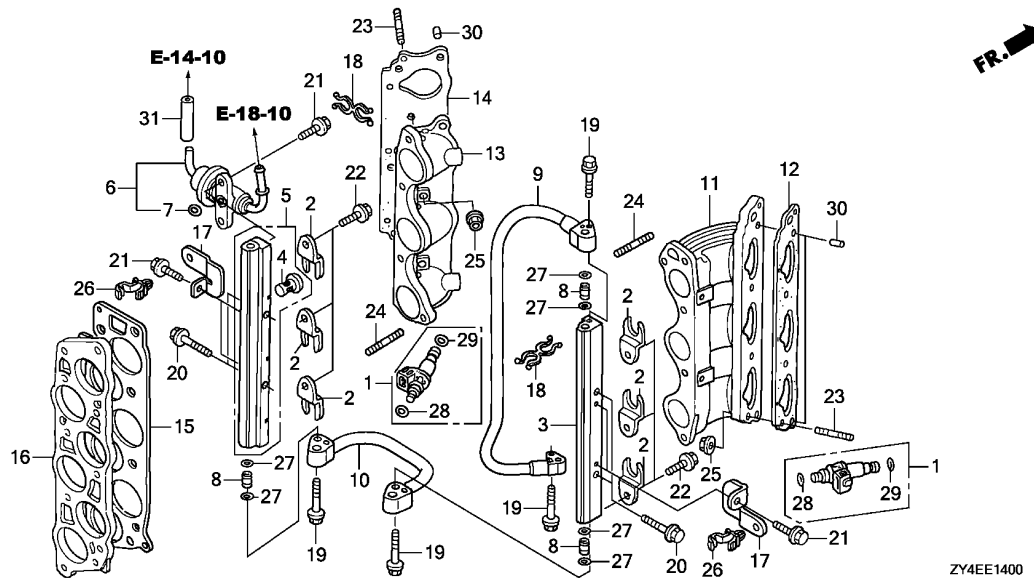
Ref. No.	L.O.N.	(Relative ref. Number) Description	F.R.T.
2	1111E0	COVER, TIMING BELT :RIGHT	0.5
3	1111D8	COVER, TIMING BELT :LEFT	0.4
4	1111G5	PLATE, TIMING BELT COVER :LEFT	1.3
5	1111G6	PLATE, TIMING BELT COVER :RIGHT	1.2
6	312185	SENSOR, TDC1 - TDC2	1.4

ZY4EE1310

Ref. No.	Part No.	Description	Reqd. QTY						Serial No.	Parts catalogue code
			BF 175 AK2	BF 175 AK3	BF 200 AK2	BF 200 AK3	BF 225 AK2	BF 225 AK3		
1	11812-P8A-A00	GROMMET, TIMING BELT COVER ..	2	2	2	2	2	2		
2	11820-ZY3-000	COVER ASSY., R. TIMING BELT -	1	1	1	1	1	1		
3	11840-ZY3-010	COVER ASSY., L. TIMING BELT -	1	1	1	1	1	1		
4	11861-ZY3-000	PLATE, L. TIMING BELT COVER -	1	1	1	1	1	1		
5	11871-ZY3-000	PLATE, R. TIMING BELT COVER -	1	1	1	1	1	1		
6	35695-ZY3-003	SENSOR COMP., TDC1-TDC2	1	1	1	1	1	1		
7	90007-ZY3-000	BOLT, TIMING BELT COVER	4	4	4	4	4	4		
8	90017-P8A-A01	BOLT, SPECIAL, 8X29	4	4	4	4	4	4		
9	90018-ZY3-000	BOLT, FLANGE, 5X14	2	2	2	2	2	2		
10	91508-ZY3-000	COLLAR, TIMING BELT COVER ...	2	2	2	2	2	2		
11	91541-S0A-003	CLIP, HARNESS BAND (BLACK) (145MM)	1	1	1	1	1	1		

E-14

FUEL PIPE/INJECTOR



ZY4EE1400

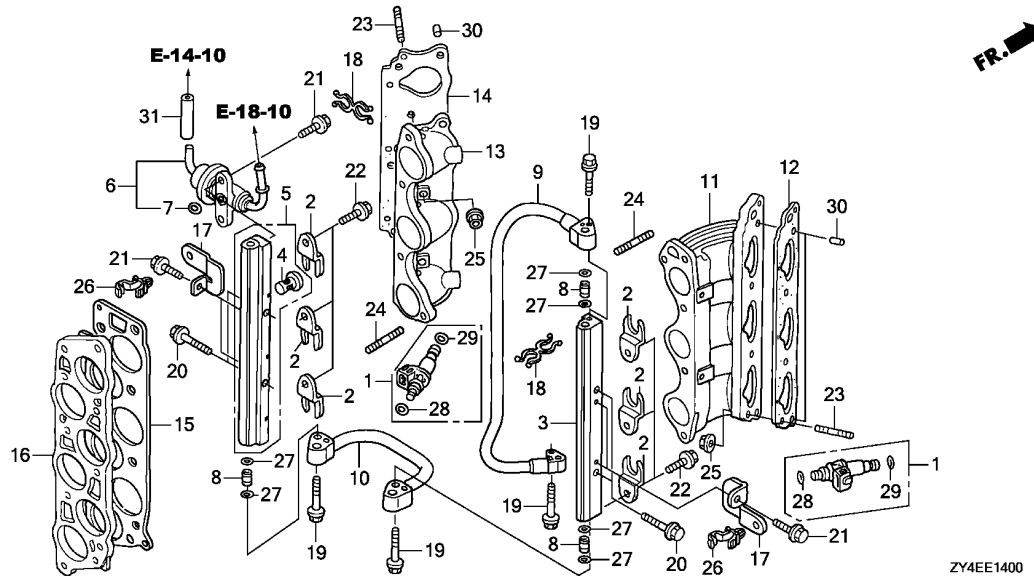
Ref. No.	L.O.N.	(Relative ref. Number) Description	F.R.T.
1		(28,29)	
3111K0		INJECTOR, FUEL :LEFT BANKNOTE: Same time for two units or more	1.8
3111K0A		.For right bank side (one or all) add	0.2
3111K1		INJECTOR, FUEL :RIGHT BANKNOTE: Same time for two units or more	1.7
3111K1A		.For left bank side (one or all) add	0.3
3111K2		INJECTOR, FUEL :ALL	2.0
3		3111D2 PIPE/LINE, FUEL INJECTOR :RIGHT	1.6
3111D2A		.Replace left fuel pipe add ..	0.3
5		3111D1 PIPE/LINE, FUEL INJECTOR :LEFT	1.7
3111D1A		.Replace right fuel pipe add ..	0.2
6		3111D6 REGULATOR, FUEL PRESSURE	1.6
9		3101B1 HOSE, FUEL	1.4
10		3111B8 HOSE, FUEL JOINT	1.4
11		3121A3 BASE, INJECTOR :RIGHT	3.5
3121A3A		.Replace left injector base add	1.4
+12		3121L5 GASKET, INJECTOR BASE :RIGHT ..	3.5

Ref. No.	Part No.	Description	Reqd. QTY						Serial No.	Parts catalogue code
			BF 175 AK2	BF 175 AK3	BF 200 AK2	BF 200 AK3	BF 225 AK2	BF 225 AK3		
1	16450-ZY6-003	INJECTOR ASSY., FUEL	6	6	6	6	6	6		
2	16451-ZY3-000	CLIP, INJECTOR	6	6	6	6	6	6		
3	16611-ZY3-A00	PIPE, R. FUEL	1	1	1	1	1	1		
4	16614-P5G-003	MESH, FUEL FILTER	1	1	1	1	1	1		
5	16620-ZY3-A00	PIPE COMP., L. FUEL	1	1	1	1	1	1		
6	16740-ZY3-A01	REGULATOR ASSY., PRESSURE ...	1	1	1	1	1	1		
7	16741-PG7-005	O-RING, PRESSURE REGULATOR ..	1	1	1	1	1	1		
8	16752-ZY3-A00	JOINT, FUEL PIPE	3	3	3	3	3	3		
9	16755-ZY3-003	HOSE COMP., FUEL	1	1	1	1	1	1		
10	16757-ZY3-003	HOSE COMP., FUEL JOINT	1	1	1	1	1	1		
11	17051-ZY3-A00	BASE, R. INJECTOR	1	1	1	1	1	1		
12	17055-RCA-A01	GASKET, FR. INJECTOR BASE ...	1	1	1	1	1	1		
13	17061-ZY3-A00	BASE, L. INJECTOR	1	1	1	1	1	1		
14	17065-RCA-A01	GASKET, RR. INJECTOR BASE ...	1	1	1	1	1	1		
15	17105-P8E-A01	GASKET, INTAKE MANIFOLD	1	1	1	1	1	1		
16	17108-ZY3-000	SPACER, INTAKE MANIFOLD	1	1	1	1	1	1		
17	32112-ZY3-000	BRACKET, HARNESS CLIP A	4	4	4	4	4	4		
18	78419-SJ6-003	CLIP D, SPEEDOMETER CABLE ...	2	2	2	2	2	2		
19	90016-ZW9-000	BOLT, FLANGE, 6X25	4	4	4	4	4	4		
20	90019-ZW9-000	BOLT, FLANGE, 6X35	4	4	4	4	4	4		
21	90021-ZY3-000	BOLT, FLANGE, 6X14	6	6	6	6	6	6		
22	90042-ZY3-000	BOLT, FLANGE, 6X10	6	6	6	6	6	6		
23	90043-ZY3-000	BOLT, STUD, 8X28	8	8	8	8	8	8		
24	90044-ZY3-000	BOLT, STUD, 8X45	2	2	2	2	2	2		
25	90205-ZY3-000	NUT, FLANGE, 8MM	8	8	8	8	8	8		



E-14

FUEL PIPE/INJECTOR

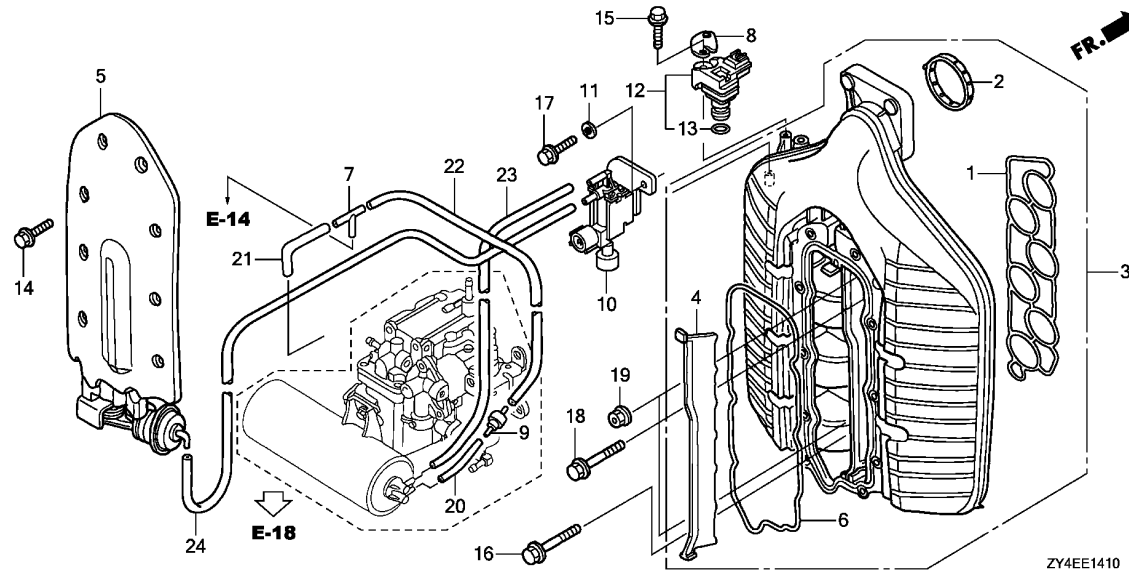


Ref. No.	L.O.N.	(Relative ref. Number) Description	F.R.T.
+12	3121L5A	.Replace left injector base gasket add	1.4
13	3121A2	BASE, INJECTOR :LEFT	3.7
	3121A2A	.Replace right injector base add	1.2
14	3121L4	GASKET, INJECTOR BASE :LEFT ..	3.7
	3121L4A	.Replace right injector base gasket add	1.2
15	3111B6	GASKET, INTAKE MANIFOLD	1.2
16	3111E0	SPACER, INTAKE MANIFOLD	1.2

Ref. No.	Part No.	Description	Reqd. QTY						Serial No.	Parts catalogue code
			BF 175 AK2	BF 175 AK3	BF 200 AK2	BF 200 AK3	BF 225 AK2	BF 225 AK3		
26	90650-SB2-003	CLIP, WIRE HARNESS, 10MM	4	4	4	4	4	4		
27	91301-MJ0-003	O-RING, 7.8X1.9(ARAI)	6	6	6	6	6	6		
28	91301-PLC-000	O-RING, 7.47X3.6	6	6	6	6	6	6		
29	91302-PNA-003	O-RING, 7.45X3.61(NOK)	6	6	6	6	6	6		
30	94301-10120	DOWEL PIN, 10X12	4	4	4	4	4	4		
31	95001-35050-40	TUBE, FUEL, 3.5X50 (95001-35001-60M)	1	1	1	1	1	1		

E-14-10

INTAKE MANIFOLD



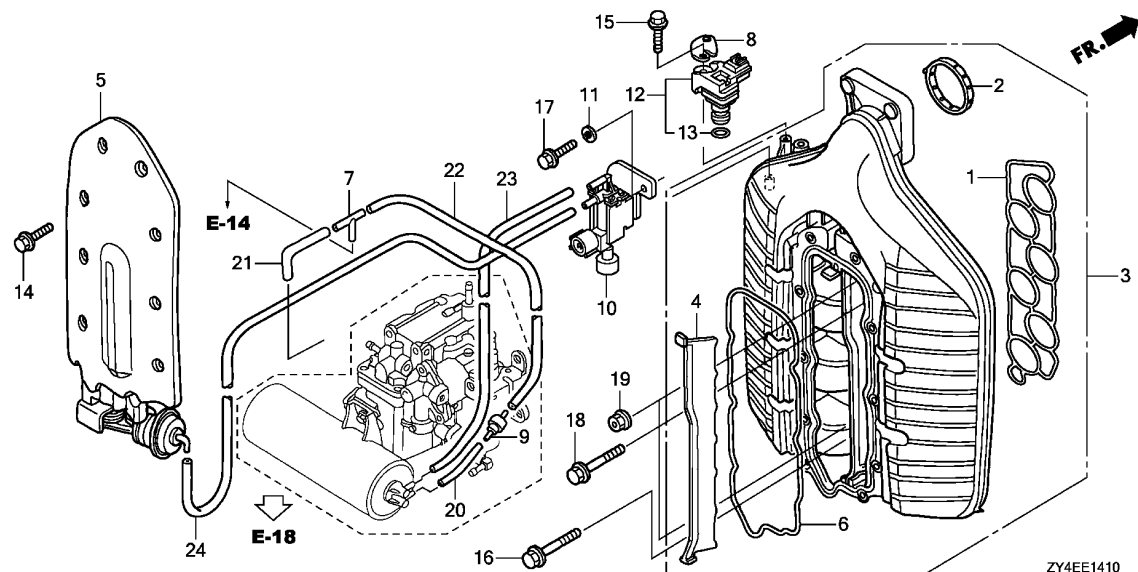
Ref. No.	L.O.N.	(Relative ref. Number) Description	F.R.T.
1	3111B6	GASKET, INTAKE MANIFOLD	1.2
2	3121H9	PACKING, THROTTLE BODY	1.2
3	3111C4	MANIFOLD, INTAKE	1.4
5		(6)	
	3111A6	INTAKE MANIFOLD COVER AND/OR UP COVER PACKING	1.1
9	3121J8	VALVE, CHECK	0.6
10	6211B9	VALVE, AIR BYPASS	0.7
12		(13)	
	3121G2	SENSOR, MAP	0.3

Ref. No.	Part No.	Description	Reqd. QTY						Serial No.	Parts catalogue code
			BF 175 AK2	BF 175 AK3	BF 200 AK2	BF 200 AK3	BF 225 AK2	BF 225 AK3		
1	17105-ZY3-004	GASKET, INTAKE MANIFOLD	1	1	1	1	1	1		
2	17109-ZY3-004	PACKING, THROTTLE BODY	1	1	1	1	1	1		
3	17110-ZY3-003	MANIFOLD COMP., INTAKE	1	1	1	1	1	1		
4	17113-ZY3-003	PLATE, INTAKE MANIFOLD CENTER	1	1	1	1	1	1		
5	17130-ZY3-003ZA	COVER COMP., INTAKE MANIFOLD								
	NH8DARK GRAY	1	1	1	1	1	1		
6	17138-ZY3-004	PACKING, INTAKE MANIFOLD UP COVER	1	1	1	1	1	1		
7	17201-MG9-000	JOINT A, VACUUM TUBE	1	1	1	1	1	1		
8	32128-ZY3-000	BRACKET, SENSOR CORD	1	1	1	1	1	1		
9	36145-PM4-004	VALVE, CHECK	1	1	1	1	1	1		
10	36163-ZY3-003	VALVE ASSY., AIR BYPASS	1	1	1	1	1	1		
11	36165-P8D-J00	WASHER, CONICAL SPRING(5) ...	1	1	1	1	1	1		
12	37830-RNA-A01	SENSOR ASSY., MAP	1	1	1	1	1	1		
13	37835-PGK-A01	O-RING	1	1	1	1	1	1		
14	90023-ZY3-000	BOLT, FLANGE, 6X22	10	10	10	10	10	10		
15	90029-ZY3-000	BOLT-WASHER, 5X18	1	1	1	1	1	1		
16	90031-ZY3-000	BOLT, FLANGE, 6X32	1	1	1	1	1	1		
17	90058-ZY3-000	BOLT, FLANGE, 5X10	1	1	1	1	1	1		
18	90156-ZW4-000	BOLT, FLANGE, 8X50	7	7	7	7	7	7		
19	90205-ZY3-000	NUT, FLANGE, 8MM	2	2	2	2	2	2		
20	95001-35040-40	TUBE, FUEL, 3.5X40								
	(95001-35001-60M)		1	1	1	1	1	1		
21	95001-35130-40	TUBE, FUEL, 3.5X130								
	(95001-35001-60M)		1	1	1	1	1	1		



E-14-10

INTAKE MANIFOLD

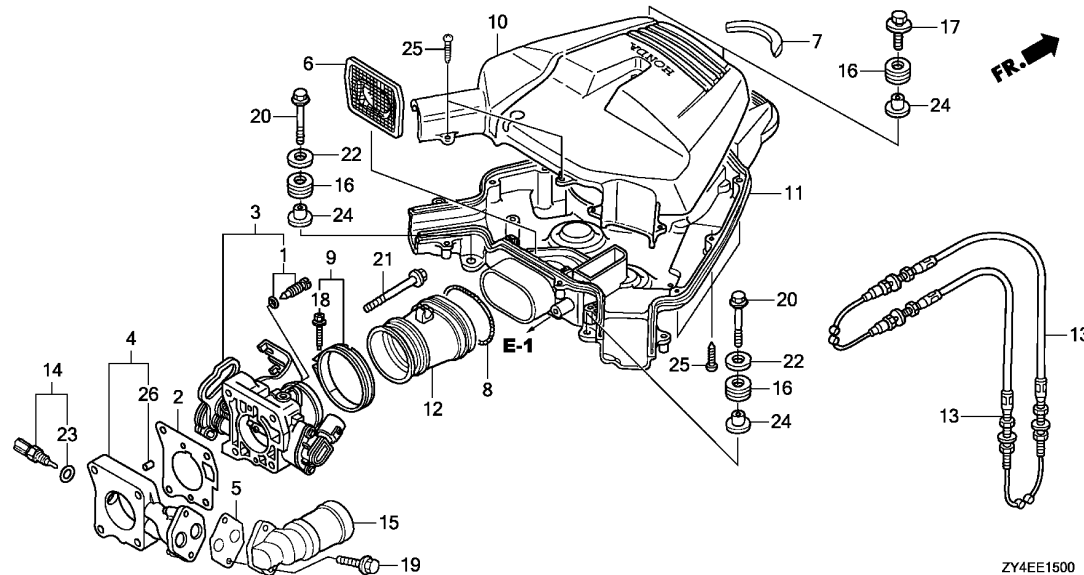


Ref. No.	Part No.	Description	Reqd. QTY						Serial No.	Parts catalogue code
			BF 175 AK2	BF 175 AK3	BF 200 AK2	BF 200 AK3	BF 225 AK2	BF 225 AK3		
22	95001-35540-40	TUBE, FUEL, 3.5X540 (95001-35001-60M)	1	1	1	1	1	1		
23	95001-35590-60	TUBE, FUEL, 3.5X590 (95001-35001-60M)	1	1	1	1	1	1		
24	95001-35600-40	TUBE, FUEL, 3.5X600 (95001-35001-60M)	1	1	1	1	1	1		

2

E-15

THROTTLE BODY



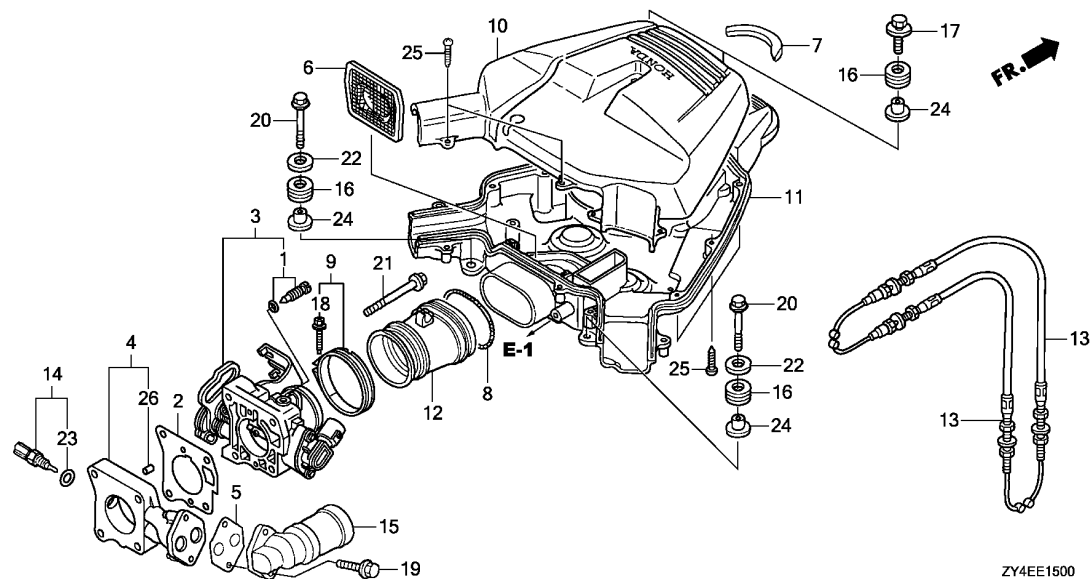
Ref. No.	L.O.N.	(Relative ref. Number) Description	F.R.T.
1	3121Q4	SCREW SET, THROTTLE BODY	0.2
2	3121C5	GASKET, THROTTLE BODY	0.4
3	3121F5	THROTTLE BODY	0.7
4	3121F1	SPACER, THROTTLE BODY	0.5
6	3121F6	TRAP, FRAME	0.5
10	3121L6	CASE, SILENCER :UPPER	0.5
11	3121L7	CASE, SILENCER :LOWER	0.6
12	3121C6	GROMMET, SILENCER	0.3
13	8111C8	CABLE, THROTTLE	0.4
	8111C8A	.Replace one throttle cable add	0.1
14	312114	SENSOR, AIR TEMPERATURE	0.2
	(5)		
15	3121G0	VALVE, ELECTRIC AIR CONTROL ..	0.2

Ref. No.	Part No.	Description	Reqd. QTY						Serial No.	Parts catalogue code
			BF 175 AK2	BF 175 AK3	BF 200 AK2	BF 200 AK3	BF 225 AK2	BF 225 AK3		
1	16016-ZY3-003	SCREW SET	1	1	1	1	1	1		
2	16176-ZY3-000	GASKET, THROTTLE BODY	1	1	1	1	1	1		
3	16400-ZY4-A01	THROTTLE BODY ASSY.	1	1	-	-	-	-		
	16400-ZY3-A01	-	-	1	1	1	1		
4	16404-ZY3-000	SPACER, THROTTLE BODY	1	1	1	1	1	1		
5	16405-ZY3-000	GASKET, EAC VALVE	1	1	1	1	1	1		
6	17203-ZY3-000	TRAP, FLAME	1	1	1	1	1	1		
7	17207-ZY3-300	RUBBER, SEAL SILENCER	1	1	1	1	1	1		
8	17249-PY3-000	SPRING, AIR FLOW TUBE	1	1	1	1	1	1		
9	17315-ZY9-000	BAND, AIR FLOW	1	1	1	1	1	1		
10	17372-ZY3-000	CASE A, SILENCER	1	1	1	1	1	1		
11	17373-ZY3-010	CASE B, SILENCER	1	1	1	1	1	1		
12	17374-ZY3-010	GROMMET, SILENCER	1	1	1	1	1	1		
13	17910-ZY3-013	CABLE COMP., THROTTLE	2	2	2	2	2	2		
14	35665-ZW5-003	SENSOR ASSY., AIR TEMP	1	1	1	1	1	1		
15	36550-ZY3-003	VALVE ASSY., EAC	1	1	1	1	1	1		
16	40102-ZV5-000	GROMMET, UNDER CASE	4	4	4	4	4	4		
17	90013-ZW1-000	BOLT-WASHER, 6X25	2	2	2	2	2	2		
18	90017-ZY9-000	BOLT-WASHER, 5X30	1	1	1	1	1	1		
19	90030-ZY3-000	BOLT, FLANGE, 6X22	2	2	2	2	2	2		
20	90034-ZY3-000	BOLT, FLANGE, 6X60	2	2	2	2	2	2		
21	90037-ZY3-000	BOLT, FLANGE, 8X65	4	4	4	4	4	4		
22	90508-ZY3-000	WASHER, PLAIN, 6MM	2	2	2	2	2	2		
23	91303-POA-A02	O-RING	1	1	1	1	1	1		
24	91553-ZV5-010	COLLAR, C.D.I. UNIT CASE	4	4	4	4	4	4		



E-15

THROTTLE BODY

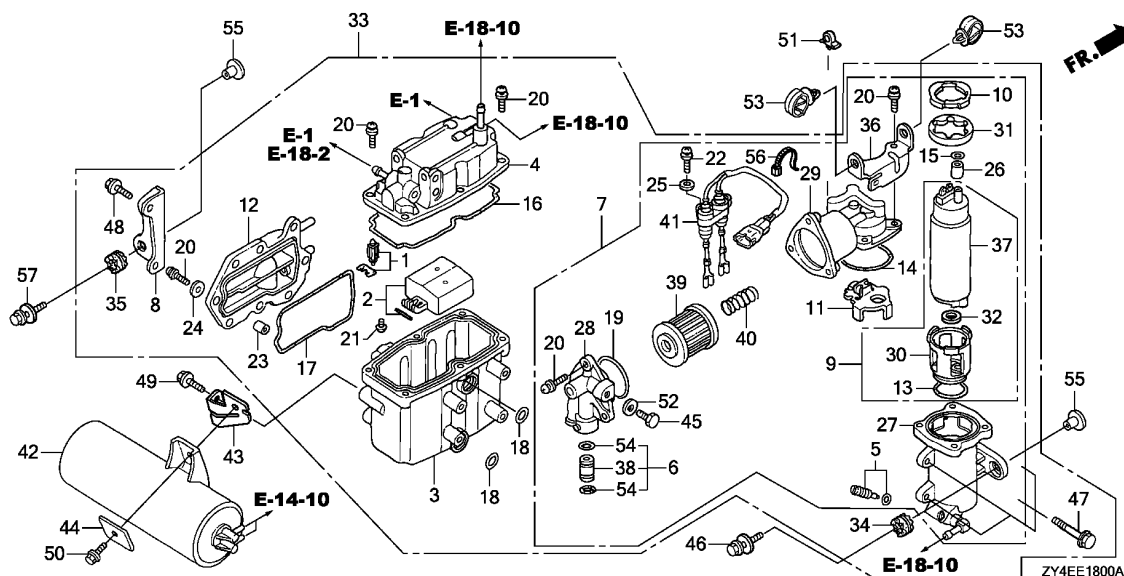


ZY4EE1500

Ref. No.	Part No.	Description	Reqd. QTY						Serial No.	Parts catalogue code
			BF 175 AK2	BF 175 AK3	BF 200 AK2	BF 200 AK3	BF 225 AK2	BF 225 AK3		
25	93903-254G0	SCREW, TAPPING, 5X20	15	15	15	15	15	15		
26	94301-06100	DOWEL PIN, 6X10	2	2	2	2	2	2		

E-18

VAPOR SEPARATOR ASSY.



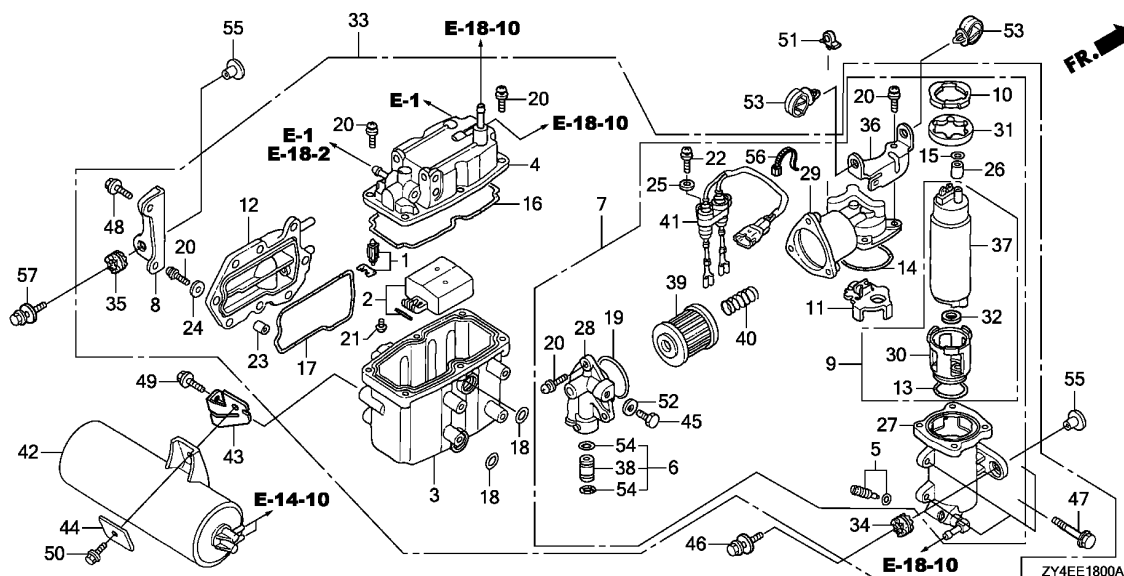
Ref. No.	L.O.N.	(Relative ref. Number) Description	F.R.T.
1		(2) VAPOR SEPARATOR FLOAT VALVE SET AND/OR FLOAT SET	1.8
3	3101A0	BODY, VAPOR SEPARATOR	1.9
7		(18)	
	3101C9	PUMP ASSEMBLY, VAPOR SEPARATOR FUEL	1.8
9		(13)	
	3101X5	PUMP SET, VAPOR SEPARATOR FUEL	1.8
12		(17)	
	1141J9	COVER, VAPOR SEPARATOR WATER JACKET	1.7
14		(10,15,31)	
	3101Q2	O-RING, VAPOR SEPARATOR PUMP COVER	1.8
16		(4)	
	3101Q4	O-RING, VAPOR SEPARATOR COVER	1.8
30	3101Q3	INSULATOR, VAPOR SEPARATOR FUEL PUMP	1.8
33	3101D7	SEPARATOR, VAPOR	1.6
37		(32)	
	310125	PUMP, VAPOR SEPARATOR FUEL	1.9
39		(19,40)	
	3101H4	STRAINER, VAPOR SEPARATOR FUEL	0.8
42	3121F4	TANK, VACUUM	1.6

Ref. No.	Part No.	Description	Reqd. QTY						Serial No.	Parts catalogue code
			BF 175 AK2	BF 175 AK3	BF 200 AK2	BF 200 AK3	BF 225 AK2	BF 225 AK3		
1	16011-ZY3-A01	VALVE SET, FLOAT	1	1	1	1	1	1		
2	16013-ZY3-000	FLOAT SET	1	1	1	1	1	1		
3	16015-ZY3-000	BODY	1	1	1	1	1	1		
4	16020-ZY3-010	COVER COMP.	1	-	1	-	1	-		
	16020-ZX2-003	-	1	-	1	-	1		
5	16024-ZY3-000	SCREW SET, DRAIN	1	1	1	1	1	1		
6	16026-ZY3-000	JOINT SET	1	1	1	1	1	1		
7	16030-ZY3-020	PUMP UNIT, FUEL	1	-	1	-	1	-		
	16030-ZX2-003	PUMP UNIT SET A, FUEL	-	1	-	1	-	1		
8	16031-ZY3-010	STAY, PLATE	1	1	1	1	1	1		
9	16036-ZY3-003	PUMP UNIT SET B, FUEL	1	1	1	1	1	1		
10	16041-ZY3-000	PLATE	1	1	1	1	1	1		
11	16042-ZY3-000	HOLDER	1	1	1	1	1	1		
12	16061-ZY3-000	COVER, WATER JACKET	1	1	1	1	1	1		
13	16072-ZY3-000	O-RING	1	1	1	1	1	1		
14	16073-ZY3-000	O-RING	1	1	1	1	1	1		
15	16074-ZY3-000	O-RING	1	1	1	1	1	1		
16	16075-ZY3-000	O-RING	1	1	1	1	1	1		
17	16076-ZY3-000	O-RING	1	1	1	1	1	1		
18	16077-ZY3-000	O-RING	2	2	2	2	2	2		
19	16078-ZY3-000	O-RING	1	1	1	1	1	1		
20	16081-ZW5-010	SCREW-WASHER	21	21	21	21	21	21		
21	16082-ZY3-000	SCREW, PAN	2	2	2	2	2	2		
22	16083-ZY3-000	SCREW, WASHER	1	1	1	1	1	1		
23	16086-ZW5-000	COLLAR, SET	8	8	8	8	8	8		



E-18

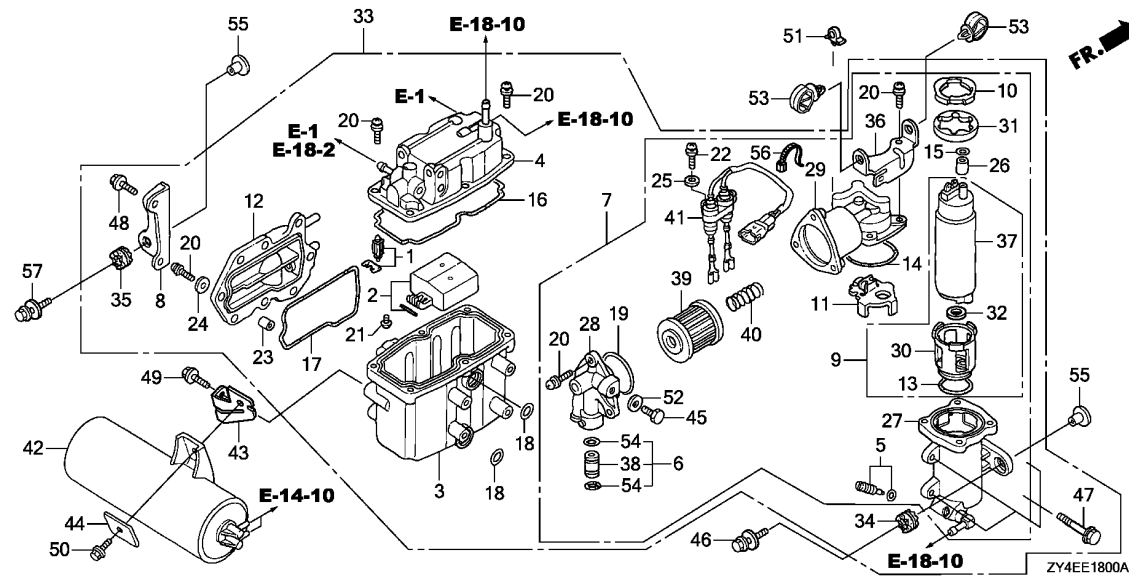
VAPOR SEPARATOR ASSY.



Ref. No.	Part No.	Description	Reqd. QTY						Serial No.	Parts catalogue code
			BF 175 AK2	BF 175 AK3	BF 200 AK2	BF 200 AK3	BF 225 AK2	BF 225 AK3		
24	16087-ZW5-000	WASHER, PLAIN	8	8	8	8	8	8		
25	16087-ZY3-000	WASHER, PLAIN	1	1	1	1	1	1		
26	16088-ZY3-000	COLLAR	1	1	1	1	1	1		
27	16701-ZY3-000	CASE COMP., PUMP	1	-	1	-	1	-		
	16701-ZX2-003		-	1	-	1	-	1		
28	16708-ZY3-000	COVER, PUMP	1	1	1	1	1	1		
29	16715-ZY3-000	COVER COMP., PUMP	1	-	1	-	1	-		
	16715-ZW5-023	COVER, PUMP(A)	-	1	-	1	-	1		
30	16718-ZY6-013	INSULATOR COMP.	1	1	1	1	1	1		
31	16721-ZY3-000	INSULATOR	1	1	1	1	1	1		
32	16723-ZY6-003	RING	1	1	1	1	1	1		
33	16730-ZY3-A04	SEPARATOR ASSY., VAPOR	1	-	1	-	1	-		
	16730-ZX2-003		-	1	-	1	-	1		
34	16733-ZW5-000	GROMMET, VAPOR SEPARATOR	1	1	1	1	1	1		
35	16733-ZY3-000	GROMMET, VAPOR SEPARATOR	2	2	2	2	2	2		
36	16734-ZY3-000	STAY, PLATE	1	1	1	1	1	1		
37	16735-ZY3-004	PUMP UNIT, FUEL	1	1	1	1	1	1		
38	16752-ZY3-000	JOINT, FUEL PIPE	1	1	1	1	1	1		
39	16911-ZY3-010	SCREEN COMP., FUEL STRAINER	1	1	1	1	1	1		
40	16913-ZY3-000	SPRING, SET	1	1	1	1	1	1		
41	32166-ZY3-000	HARNESS COMP.	1	-	1	-	1	-		
	32166-ZX2-003		-	1	-	1	-	1		
42	36361-PR7-A01	TANK COMP., VACUUM	1	1	1	1	1	1		
43	36362-ZY3-000	STAY, VACUUM TANK	1	1	1	1	1	1		
44	36620-ZY3-000	PLATE	1	1	1	1	1	1		

E-18

VAPOR SEPARATOR ASSY.

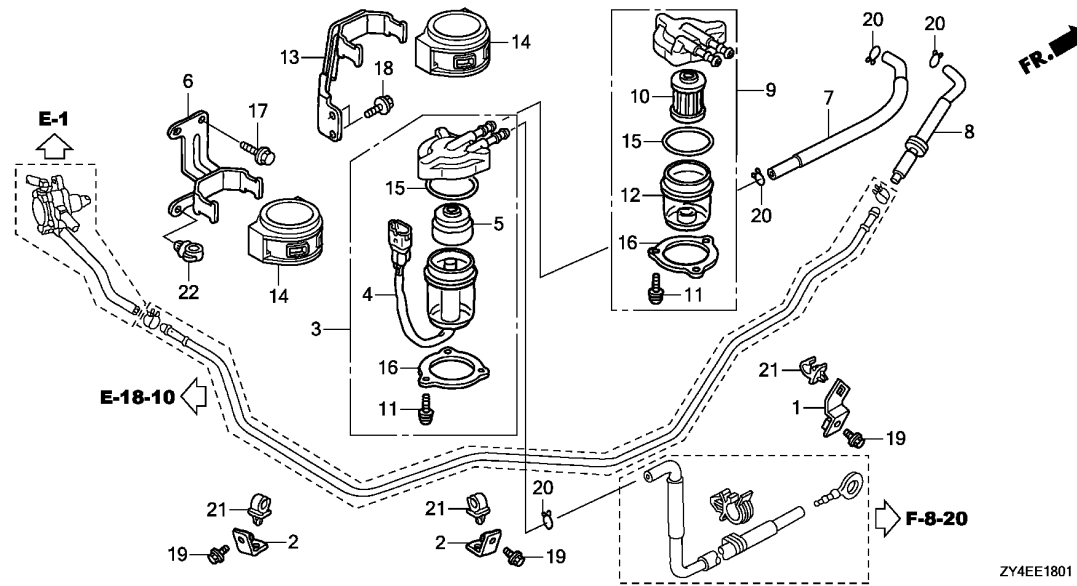


Ref. No.	Part No.	Description	Reqd. QTY						Serial No.	Parts catalogue code
			BF 175 AK2	BF 175 AK3	BF 200 AK2	BF 200 AK3	BF 225 AK2	BF 225 AK3		
45	90009-PP4-E01	BOLT, SEALING, 6MM	1	1	1	1	1	1		
46	90014-ZW1-000	BOLT-WASHER, 8X35	1	1	1	1	1	1		
47	90016-ZW9-000	BOLT, FLANGE, 6X25	4	4	4	4	4	4		
48	90017-ZY3-000	BOLT, FLANGE, 6X16	2	2	2	2	2	2		
49	90021-ZY3-000	BOLT, FLANGE, 6X14	2	2	2	2	2	2		
50	90050-ZY3-000	BOLT, FLANGE, 6X12	1	1	1	1	1	1		
51	90136-SE0-A01	HOLDER, ROD, 6MM	1	-	1	-	1	-		
52	90430-PD6-003	WASHER, SEALING, 6MM	1	1	1	1	1	1		
53	90691-ZB7-003	CLIP, HARNESS	2	2	2	2	2	2		
54	91301-MJ0-003	O-RING, 7.8X1.9(ARAI)	2	2	2	2	2	2		
55	91554-ZW1-000	COLLAR, 8.5X14.5	3	3	3	3	3	3		
56	32168-ZW5-003	BAND	-	1	-	1	-	1		
57	90014-ZW1-000	BOLT-WASHER, 8X35	2	-	2	-	2	-		
	90054-ZY3-000	BOLT, FLANGE, 8X35	-	2	-	2	-	2		



E-18-1

WATER SEPARATOR/FUEL STRAINER(1)



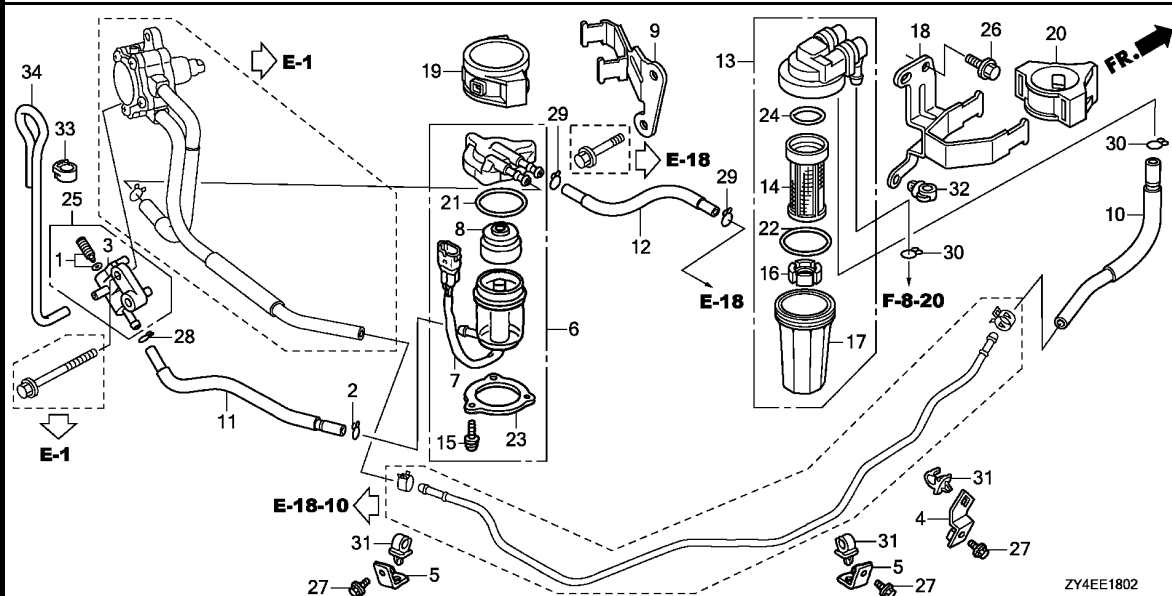
Ref. No.	L.O.N.	(Relative ref. Number) Description	F.R.T.
3	3101H5	SEPARATOR, WATERNOTE: AK2 model	0.3
5	1141B4	BUFFER, PLATENOTE: AK2 model	0.4
7	3101N5	TUBE, WATER SEPARATOR(B)	0.2
8	3101F6	TUBE, FUEL	0.3
9	3101G8	STRAINER ASSEMBLY, FUEL	0.2
10	3101H8	STRAINER, FUEL	0.3

ZY4EE1801

Ref. No.	Part No.	Description	Reqd. QTY						Serial No.	Parts catalogue code
			BF 175 AK2	BF 175 AK3	BF 200 AK2	BF 200 AK3	BF 225 AK2	BF 225 AK3		
1	16753-ZY3-000	STAY, FUEL PIPE A	1	-	1	-	1	-		
2	16754-ZY3-000	STAY, FUEL PIPE B	2	-	2	-	2	-		
3	16800-ZY3-003	SEPARATOR ASSY., WATER	1	-	1	-	1	-		
4	16805-ZY3-003	CUP, WATER SEPARATOR	1	-	1	-	1	-		
5	16807-ZY3-003	BUFFER, PLATE	1	-	1	-	1	-		
6	16814-ZY3-010	STAY, WATER SEPARATOR	1	-	1	-	1	-		
7	16860-ZY3-000	TUBE COMP., FUEL(B)	1	-	1	-	1	-		
8	16870-ZY3-010	TUBE COMP., FUEL(C)	1	-	1	-	1	-		
9	16900-ZY3-003	STRAINER COMP., FUEL	1	-	1	-	1	-		
10	16901-ZY3-003	STRAINER, FUEL	1	-	1	-	1	-		
11	16904-ZY3-003	SCREW, PAN, 5X12	6	-	6	-	6	-		
12	16912-ZY3-003	CUP, FUEL STRAINER	1	-	1	-	1	-		
13	16914-ZY3-010	STAY, FUEL STRAINER	1	-	1	-	1	-		
14	16915-ZY3-010	SUSPENSION, STRAINER	2	-	2	-	2	-		
15	16918-ZY3-003	O-RING	2	-	2	-	2	-		
16	16919-ZY3-003	PLATE	2	-	2	-	2	-		
17	90014-ZW9-000	BOLT, FLANGE, 6X10	2	-	2	-	2	-		
18	90021-ZY3-000	BOLT, FLANGE, 6X14	2	-	2	-	2	-		
19	90056-ZY3-000	BOLT, FLANGE, 6X12	3	-	3	-	3	-		
20	90604-ZV0-000	CLIP, TUBE(B12)	4	-	4	-	4	-		
21	90659-KG4-000	CLAMP, WIRE, 8MM	3	-	3	-	3	-		
22	90683-SAO-003	CLIP, WIRE HARNESS, 25MM	1	-	1	-	1	-		

E-18-2

WATER SEPARATOR/FUEL STRAINER(2)



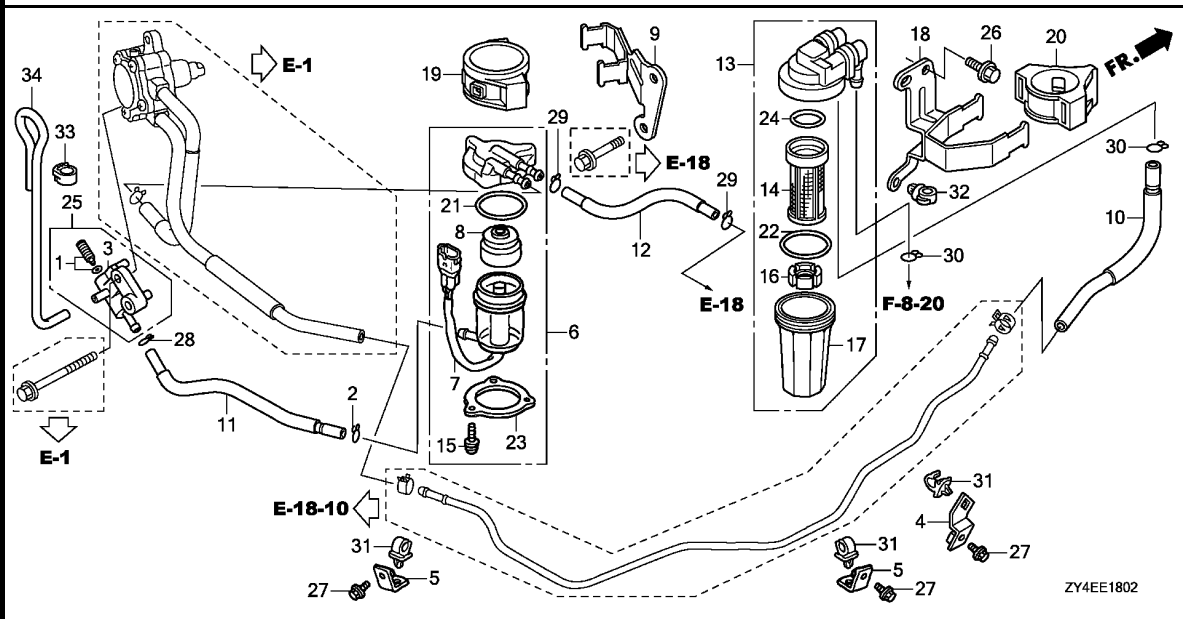
Ref. No.	L.O.N.	(Relative ref. Number) Description	F.R.T.
6	3101Z1	SEPARATOR, WATER(A)NOTE: AK3- model (7,21)	0.5
8	1131D7	BUFFER, PLATE(A)NOTE: AK3- model	0.6
10	3101F8	TUBE, FUEL(B)	0.4
11	3101G1	TUBE, FUEL(D)	0.4
12	3101G2	TUBE, FUEL(E)	1.4
13	3101G8	STRAINER ASSEMBLY, FUEL	0.2
14		(16,17,22,24)	
	3101H8	STRAINER, FUEL	0.3
25	3101N1	COCK, FUEL DRAIN	1.4

Ref. No.	Part No.	Description	Reqd. QTY						Serial No.	Parts catalogue code
			BF 175 AK2	BF 175 AK3	BF 200 AK2	BF 200 AK3	BF 225 AK2	BF 225 AK3		
1	16024-ZX2-003	SCREW SET, DRAIN	-	1	-	1	-	1		
2	16163-GHB-600	CLIP, TUBE	-	1	-	1	-	1		
3	16736-ZX2-003	STAY COMP.	-	1	-	1	-	1		
4	16753-ZY3-000	STAY, FUEL PIPE A	-	1	-	1	-	1		
5	16754-ZY3-000	STAY, FUEL PIPE B	-	2	-	2	-	2		
6	16800-ZX2-003	SEPARATOR ASSY., WATER	-	1	-	1	-	1		
7	16805-ZX2-003	CUP SET, WATER SEPARATOR	-	1	-	1	-	1		
8	16807-ZY3-003	BUFFER, PLATE	-	1	-	1	-	1		
9	16814-ZX2-000	STAY, WATER SEPARATOR	-	1	-	1	-	1		
10	16860-ZX2-000	TUBE COMP. B, FUEL	-	1	-	1	-	1		
11	16880-ZX2-000	TUBE COMP. D, FUEL	-	1	-	1	-	1		
12	16890-ZX2-000	TUBE COMP. E, FUEL	-	1	-	1	-	1		
13	16900-ZX2-003	STRAINER ASSY., FUEL	-	1	-	1	-	1		
14	16901-ZZ5-003	FILTER	-	1	-	1	-	1		
15	16904-ZY3-003	SCREW, PAN, 5X12	-	3	-	3	-	3		
16	16906-ZZ5-003	FLOAT	-	1	-	1	-	1		
17	16912-ZX2-003	CUP	-	1	-	1	-	1		
18	16914-ZX2-000	STAY, FUEL STRAINER	-	1	-	1	-	1		
19	16915-ZY3-010	SUSPENSION, STRAINER	-	1	-	1	-	1		
20	16915-ZZ5-000	SUSPENSION, STRAINER	-	1	-	1	-	1		
21	16918-ZY3-003	O-RING	-	1	-	1	-	1		
22	16918-ZZ5-003	O-RING	-	1	-	1	-	1		
23	16919-ZY3-003	PLATE	-	1	-	1	-	1		
24	16919-ZZ5-003	O-RING	-	1	-	1	-	1		
25	16940-ZX2-003	COCK ASSY., FUEL DRAIN	-	1	-	1	-	1		



E-18-2

WATER SEPARATOR/FUEL STRAINER(2)



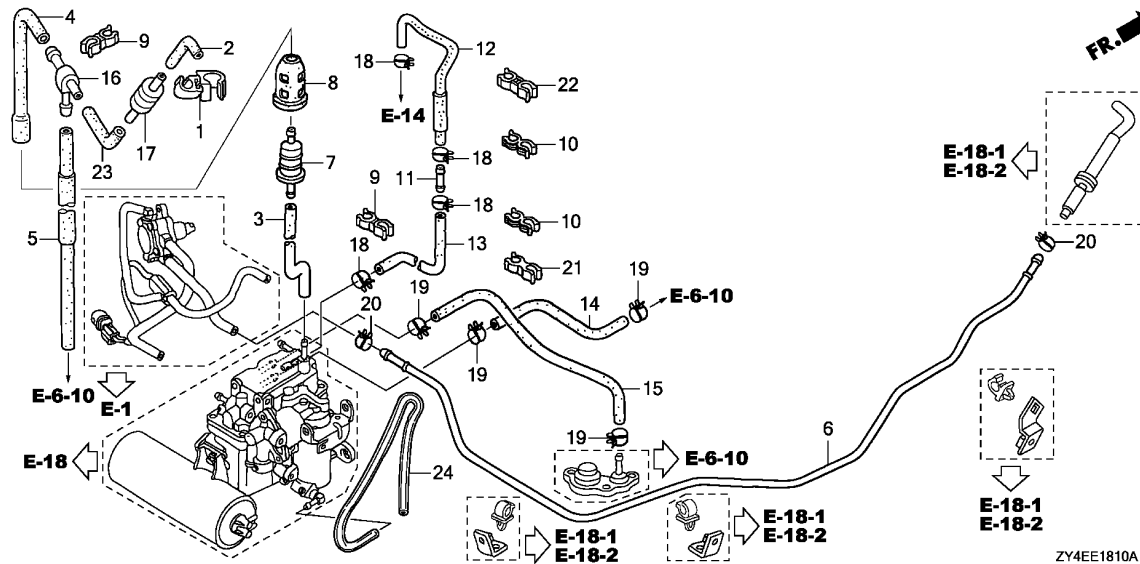
ZY4EE1802

Ref. No.	Part No.	Description	Reqd. QTY						Serial No.	Parts catalogue code
			BF 175 AK2	BF 175 AK3	BF 200 AK2	BF 200 AK3	BF 225 AK2	BF 225 AK3		
26	90014-ZW9-000	BOLT, FLANGE, 6X10	-	2	-	2	-	2		
27	90056-ZY3-000	BOLT, FLANGE, 6X12	-	3	-	3	-	3		
28	90602-921-000	CLIP, TUBE(B8)	-	1	-	1	-	1		
29	90604-ZV0-000	CLIP, TUBE(B12)	-	2	-	2	-	2		
30	90605-ZV4-000	CLIP, TUBE(B12.5)	-	2	-	2	-	2		
31	90659-KG4-000	CLAMP, WIRE, 8MM	-	3	-	3	-	3		
32	90683-SAO-003	CLIP, WIRE HARNESS, 25MM	-	1	-	1	-	1		
33	90683-ZX2-003	CLIP, WIRE HARNESS	-	1	-	1	-	1		
34	95003-05035-31	TUBE, VINYL, 3.5X6.5X350	-	1	-	1	-	1		

2

E-18-10

PIPING



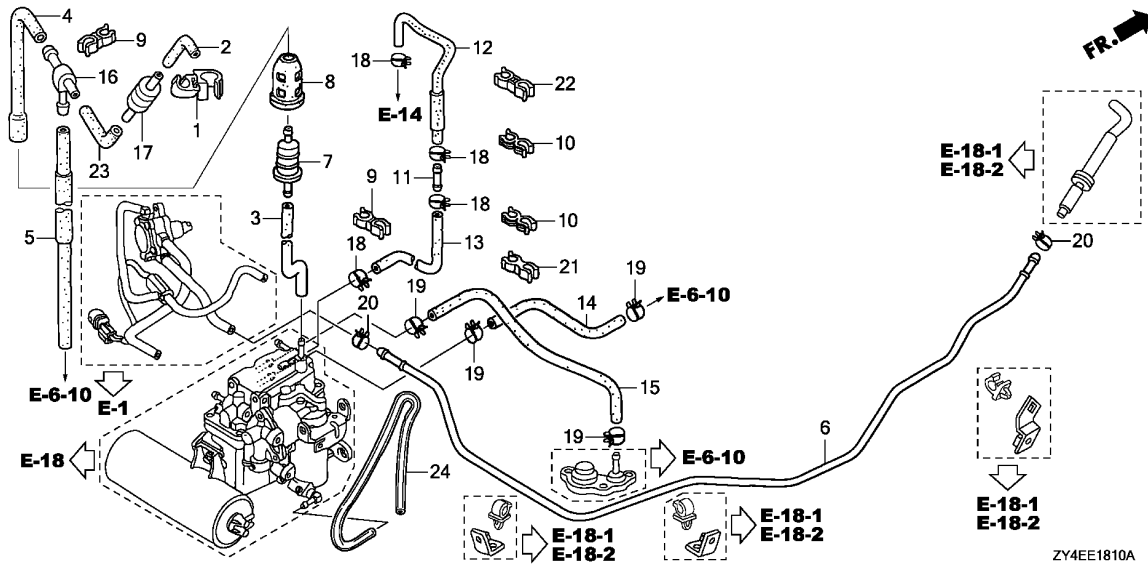
Ref. No.	L.O.N.	(Relative ref. Number) Description	F.R.T.
6	3111D3	PIPE, FUEL	0.7
7	3101H3	STRAINER, FUEL PUMP	1.7
12	3121D2	HOSE A, PRESSURE REGULATOR RETURN	1.6
13	3121D3	HOSE B, PRESSURE REGULATOR RETURN	1.6
14	1141D2	TUBE, WATER INLET	1.6
15	1141D3	TUBE, WATER OUTLET	1.6

Ref. No.	Part No.	Description	Reqd. QTY						Serial No.	Parts catalogue code
			BF 175 AK2	BF 175 AK3	BF 200 AK2	BF 200 AK3	BF 225 AK2	BF 225 AK3		
1	16193-ZY3-A00	CLAMP, CHECK VALVE	1	1	1	1	1	1		
2	16196-ZY3-A00	TUBE, CHECK VALVE	1	1	1	1	1	1		
3	16197-ZY3-000	TUBE A, AIR VENT	1	1	1	1	1	1		
4	16198-ZY3-A00	TUBE B, AIR VENT	1	1	1	1	1	1		
5	16199-ZY3-A00	TUBE COMP., AIR VENT	1	1	1	1	1	1		
6	16751-ZY3-000	PIPE, FUEL	1	1	1	1	1	1		
7	16911-759-003	STRAINER, FUEL PUMP	1	1	1	1	1	1		
8	16915-ZW5-000	SUSPENSION, STRAINER	1	1	1	1	1	1		
9	16965-VM0-771	CLAMP, HOSE	2	2	2	2	2	2		
10	17450-KY7-740	CLIP, TUBE	2	2	2	2	2	2		
11	17721-ZY3-000	JOINT, FUEL RETURN	1	1	1	1	1	1		
12	17723-ZY3-A01	HOSE A, PRESSURE REGULATOR RETURN	1	1	1	1	1	1		
13	17724-ZY3-010	HOSE B, PRESSURE REGULATOR RETURN	1	1	1	1	1	1		
14	19258-ZY3-010	TUBE, WATER IN.	1	1	1	1	1	1		
15	19259-ZY3-000	TUBE, WATER OUTLET	1	1	1	1	1	1		
16	19269-ZY6-000	T-JOINT	1	1	1	1	1	1		
17	36135-ZY6-003	VALVE, CHECK	1	1	1	1	1	1		
18	90601-ZW5-030	CLAMP, TUBE(D10.7)	4	4	4	4	4	4		
19	90601-ZY3-030	CLAMP, TUBE(D10.5)	4	4	4	4	4	4		
20	90602-ZW5-030	CLAMP, TUBE(D12)	2	2	2	2	2	2		
21	90655-MB1-921	CLIP, WIRE	1	1	1	1	1	1		
22	91592-SL0-A51	CLAMP, FUEL TUBE	1	1	1	1	1	1		



E-18-10

PIPING

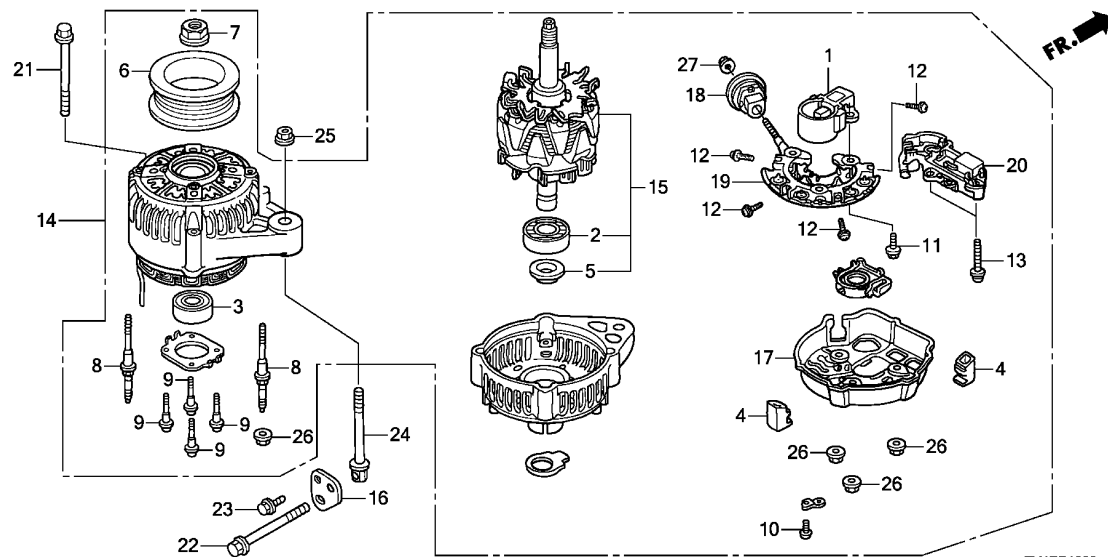


Ref. No.	Part No.	Description	Reqd. QTY						Serial No.	Parts catalogue code
			BF 175 AK2	BF 175 AK3	BF 200 AK2	BF 200 AK3	BF 225 AK2	BF 225 AK3		
23	95001-35055-40	TUBE, FUEL, 3.5X55 (95001-35001-60M)	1	1	1	1	1	1		
24	95003-05060-31	TUBE, VINYL, 3.5X6.5X600 (95003-05001-60M)	1	1	1	1	1	1		

2

E-19

A.C. GENERATOR



ZY4EE1900

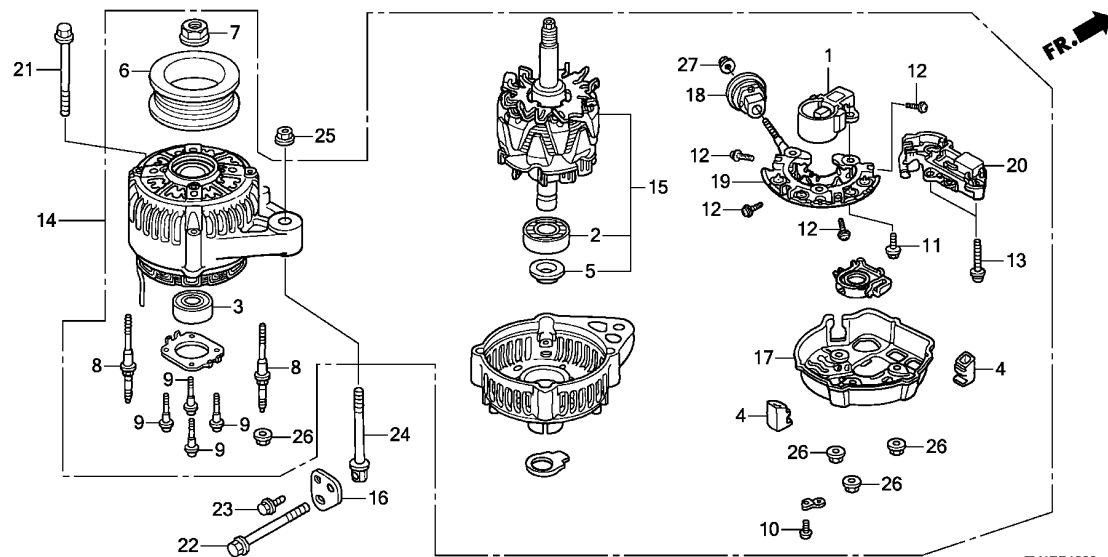
Ref. No.	L.O.N.	(Relative ref. Number) Description	F.R.T.
1	6131D6	HOLDER, ALTERNATOR BRUSH	0.7
2	6131D3	BEARING, ALTERNATOR :LOWER ...	1.0
3	6131D0	BEARING, ALTERNATOR :UPPER ...	1.0
6	6131E2	PULLEY, ALTERNATOR	0.5
14	6131D5	ALTERNATOR	0.6
15	6131D9	ROTOR, ALTERNATOR	0.9
19	6131B7	RECTIFIER, REGULATOR	0.9
20	6131D8	REGULATOR, ALTERNATOR	0.8

Ref. No.	Part No.	Description	Reqd. QTY						Serial No.	Parts catalogue code
			BF 175 AK2	BF 175 AK3	BF 200 AK2	BF 200 AK3	BF 225 AK2	BF 225 AK3		
1	31105-PR7-A01	HOLDER ASSY., BRUSH	1	1	1	1	1	1		
2	31111-PT0-003	BEARING, RR. GENERATOR	1	1	1	1	1	1		
3	31114-PT0-013	BEARING, FR. GENERATOR	1	1	1	1	1	1		
4	31118-PT0-003	BUSH, INSULATION	4	4	4	4	4	4		
5	31138-PD1-004	COVER, BEARING	1	1	1	1	1	1		
6	31141-P13-003	PULLEY	1	1	1	1	1	1		
7	31142-PD1-004	NUT, PULLEY LOCK	1	1	1	1	1	1		
8	31145-PD1-004	BOLT, STUD, 6X68	4	4	4	4	4	4		
9	31146-PT0-003	SCREW	4	4	4	4	4	4		
10	31147-P13-003	SCREW	1	1	1	1	1	1		
11	31147-PT0-003	SCREW-WASHER	3	3	3	3	3	3		
12	31148-P13-003	SCREW, WAVE WASHER	4	4	4	4	4	4		
13	31148-PT0-003	SCREW, WAVE WASHER	2	2	2	2	2	2		
14	31630-ZY3-003	GENERATOR ASSY., A.C.	1	1	1	1	1	1	----- LD,LU,XCD,XCT,XCU,XD,XT,XU,XXCD,XXCT,XXCU,XXD,XXT,XXU	
	31630-ZY3-013	-	1	-	1	-	1	----- X3,XC3,XX3,XXC3	
15	31631-ZY3-003	ROTOR ASSY.	1	1	1	1	1	1		
16	31637-ZY3-000	STAY, A.C. GENERATOR	1	1	1	1	1	1		
17	31639-ZY3-003	END COVER, RR.	1	1	1	1	1	1		
18	31694-ZY3-003	BUSH, INSULATION	1	1	1	1	1	1		
19	31710-ZY3-003	RECTIFIER ASSY.	1	1	1	1	1	1		
20	31750-ZY3-003	REGULATOR ASSY.	1	1	1	1	1	1		
21	90002-ZX2-000	BOLT, FLANGE, 10X90	1	-	-	-	-	-	----- XT,XXT	
	90002-ZY3-000	1	-	-	-	-	-	----- 1200350 XCU,XD,XU,XXD	



E-19

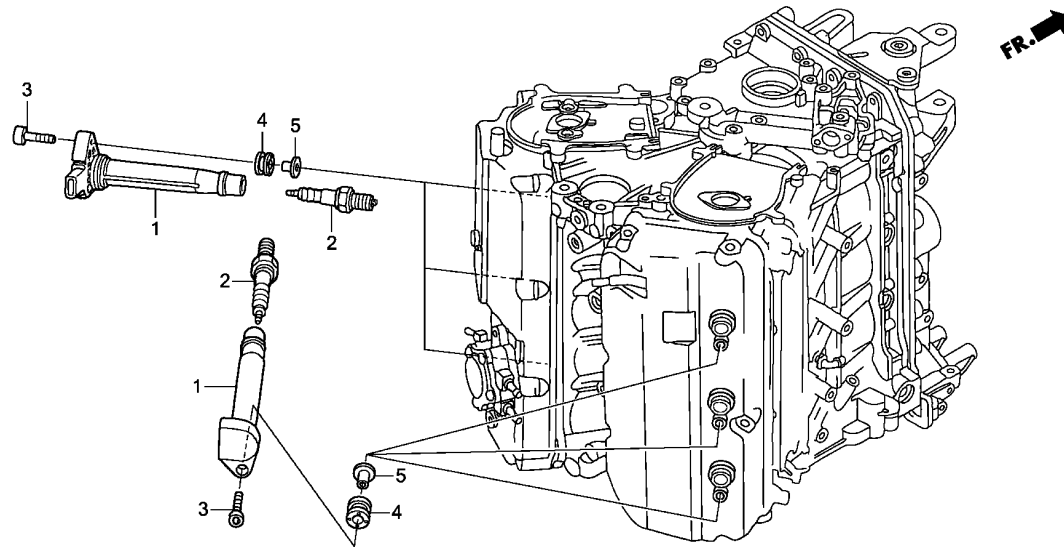
A.C. GENERATOR



Ref. No.	Part No.	Description	Reqd. QTY						Serial No.	Parts catalogue code
			BF 175 AK2	BF 175 AK3	BF 200 AK2	BF 200 AK3	BF 225 AK2	BF 225 AK3		
21)	90002-ZX2-000	BOLT, FLANGE, 10X90	1	-	-	-	-	-	1200351	----- XCU, XD, XU, XXD
	90002-ZY3-000	-	-	1	-	-	-	-----	----- XCT, XT, XXT
	90002-ZX2-000	-	-	1	-	-	-	1201068	----- LU, XCD, XCU, XD, XU, XXD, XXU
	90002-ZY3-000	-	-	-	-	1	-	-----	----- XCT, XT, XXCT, XXT
	90002-ZX2-000	-	-	-	-	1	-	1204639	----- LD, LU, XCD, XCU, XD, XU, XXCD, XXCU, XXD, XXU
22	90011-ZW5-010	BOLT, SPECIAL ADJUSTER	1	1	1	1	1	1		
23	90017-ZY3-000	BOLT, FLANGE, 6X16	1	1	1	1	1	1		
24	90055-ZY3-000	BOLT, TENSIONER	1	1	1	1	1	1		
25	90203-ZW5-010	NUT, FLANGE, 8MM	1	1	1	1	1	1		
26	90231-PD1-014	NUT-WASHER, 5MM	7	7	7	7	7	7		
27	94001-06080-0S	NUT, HEX., 6MM	1	1	1	1	1	1		

E-20

SPARK PLUG



ZY4EE2000B

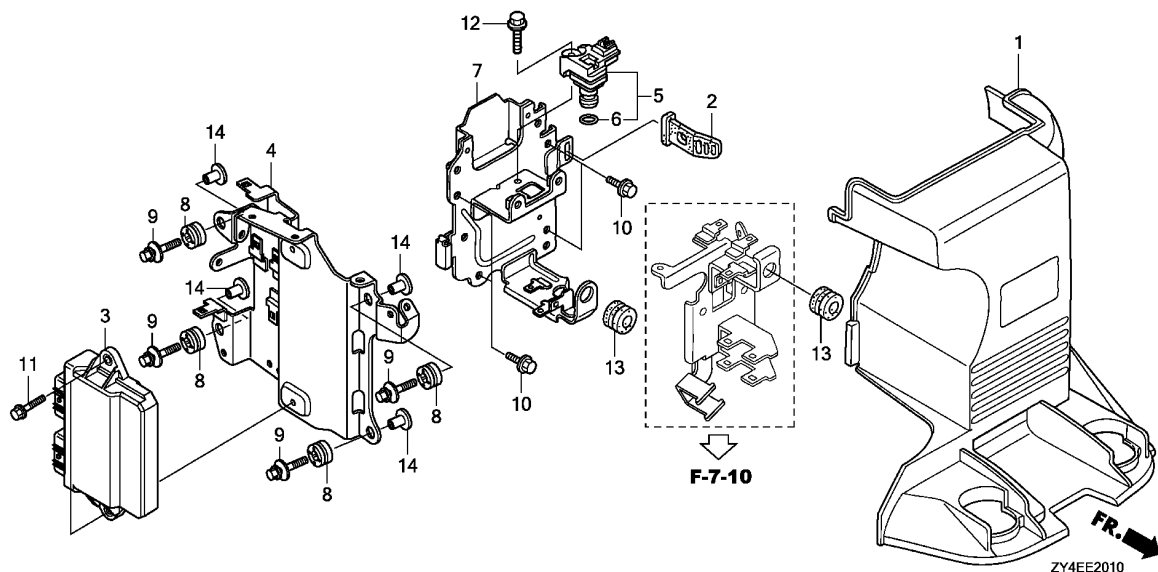
Ref. No.	L.O.N.	(Relative ref. Number) Description	F.R.T.
1	6141A5	COIL, IGNITION(ONE)	0.2
2	6141E6	PLUG, SPARK :LEFT BANK	0.3
		.NOTE: Same time for two units or more	
	6141E7	PLUG, SPARK :RIGHT BANK	0.3
		.NOTE: Same time for two units or more	
	6141E8	PLUG, SPARK :BOTH BANKS	0.6

Ref. No.	Part No.	Description	Reqd. QTY						Serial No.	Parts catalogue code
			BF 175 AK2	BF 175 AK3	BF 200 AK2	BF 200 AK3	BF 225 AK2	BF 225 AK3		
1	30520-ZY3-003	COIL COMP., PLUG HOLE	6	-	6	-	6	-		
	30520-ZX2-003	-	6	-	6	-	6		
2	31916-ZY3-003	PLUG, SPARK (IZFR6F11) (NGK) ..	6	-	6	-	6	-		
	31916-ZY3-004	PLUG, SPARK (VKJ20RZ-M11) (DENSO)	6	-	6	-	6	-		
	9807B-5617C	PLUG, SPARK (IZFR6K-11E) (NGK)	-	6	-	6	-	6		
3	90084-ZY3-000	BOLT, SOCKET, 6X25	6	-	6	-	6	-		
	90105-ZY9-000	BOLT-WASHER, 6X27	-	6	-	6	-	6		
4	30419-ZY9-003	GROMMET, ELECTRONIC PARTS CASE	-	6	-	6	-	6		
5	91553-ZV5-010	COLLAR, C.D.I. UNIT CASE	-	6	-	6	-	6		



E-20-10

ELECTRONIC CONTROL UNIT(1)

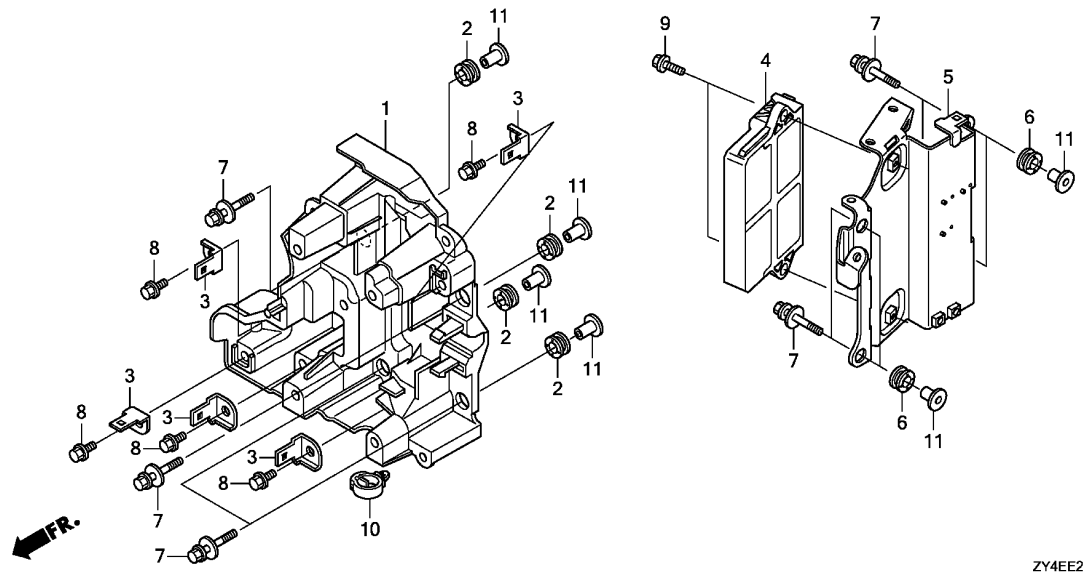


Ref. No.	L.O.N.	(Relative ref. Number) Description	F.R.T.
1	6221B0	COVER, ELECTRIC PARTS	0.2
3	6211A6	CONTROL UNIT, ELECTRONIC	0.5
4	8121B7	BRACKET, ELECTRONIC CONTROL UNIT	0.4
.NOTE: AK2 model			
5		(6)	
	3121L8	SENSOR, MAP(A)	0.6
7	8121A2	BRACKET, ELECTRIC PARTS	0.7

Ref. No.	Part No.	Description	Reqd. QTY						Serial No.	Parts catalogue code
			BF 175 AK2	BF 175 AK3	BF 200 AK2	BF 200 AK3	BF 225 AK2	BF 225 AK3		
1	30421-ZY3-000	COVER, ELECTRIC PARTS	1	-	1	-	1	-		
2	30422-ZY3-000	BELT, COVER	1	-	1	-	1	-		
3	34750-ZY4-D01	CONTROL UNIT, ELECTRONIC	1	-	-	-	-	-	----- XT,XXT	
	34750-ZY4-C03	1	-	-	-	-	-	1200355 XCU,XD,XU,XXD	
	34750-ZY4-C05	1	-	-	-	-	-	1200356 XCU,XD,XU,XXD	
	34750-ZY2-D01	-	-	1	-	-	-	----- XCT,XT,XXT	
	34750-ZY2-C03	-	-	1	-	-	-	1201086 LU,XCD,XCU,XD,XU,XXD,XXU	
	34750-ZY2-C05	-	-	1	-	-	-	1201087 LU,XCD,XCU,XD,XU,XXD,XXU	
	34750-ZY3-D01	-	-	-	-	1	-	----- XCT,XT,XXCT,XXT	
	34750-ZY3-C04	-	-	-	-	1	-	1204767 LD,LU,XCD,XCU,XD,XU,XXCD,XXCU,XXD,XXU	
	34750-ZY3-C06	-	-	-	-	1	-	1204768 LD,LU,XCD,XCU,XD,XU,XXCD,XXCU,XXD,XXU	
4	34754-ZY3-C00	BRACKET, ECU	1	-	1	-	1	-		
5	37830-RNA-A01	SENSOR ASSY., MAP	1	-	1	-	1	-		
6	37835-PGK-A01	O-RING	1	-	1	-	1	-		
7	38252-ZY3-C00	BRACKET, ELECTRIC PARTS	1	-	1	-	1	-		
8	38553-ZY9-003	GROMMET, RELAY BRACKET	4	-	4	-	4	-		
9	90003-ZW2-000	BOLT-WASHER, 6X27(CT200)	4	-	4	-	4	-		
10	90011-ZW9-000	BOLT, FLANGE, 6X14(CT200)	4	-	4	-	4	-		
11	90018-ZW5-000	BOLT, FLANGE, 6X20	2	-	2	-	2	-		
12	90029-ZY3-000	BOLT-WASHER, 5X18	1	-	1	-	1	-		
13	90851-898-000	RUBBER, TANK CUSHION	2	-	2	-	2	-		
14	91553-ZV5-010	COLLAR, C.D.I. UNIT CASE	4	-	4	-	4	-		

E-20-11

ELECTRONIC CONTROL UNIT(2)



ZY4EE2011

Ref. No.	L.O.N.	(Relative ref. Number) Description	F.R.T.
1	6221H3	CASE, ELECTRONIC PARTS	0.7
4	6211A6	CONTROL UNIT, ELECTRONIC	0.5
5	8121E0	BRACKET, ELECTRONIC CONTROL UNIT(A)	0.3

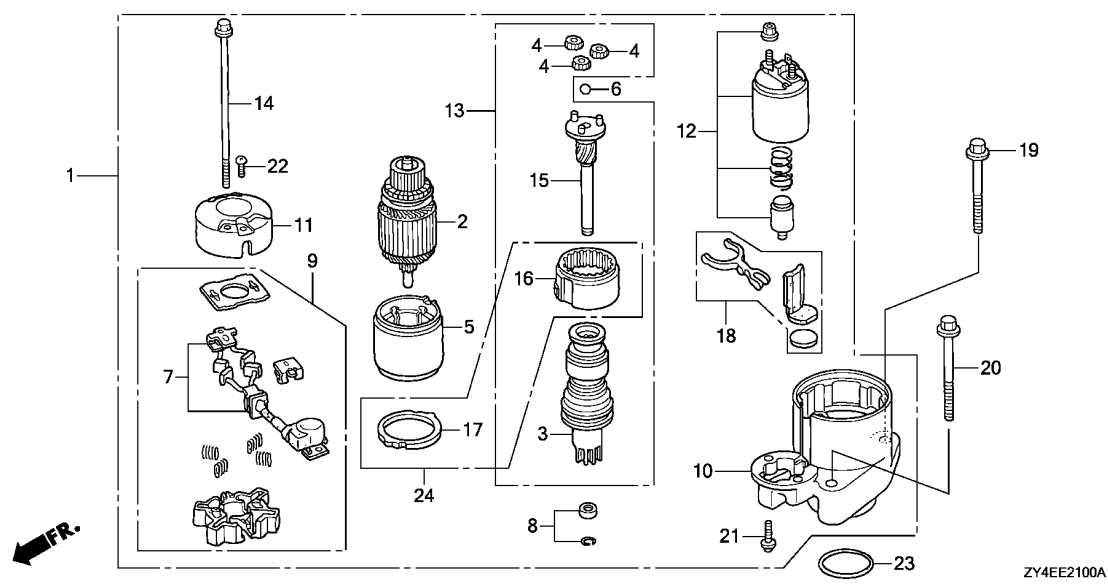
.NOTE: AK3- model

Ref. No.	Part No.	Description	Reqd. QTY						Serial No.	Parts catalogue code
			BF 175 AK2	BF 175 AK3	BF 200 AK2	BF 200 AK3	BF 225 AK2	BF 225 AK3		
1	30416-ZX2-000	CASE, ELECTRONIC PARTS	-	1	-	1	-	1		
2	30419-ZY9-003	GROMMET, ELECTRONIC PARTS CASE	-	4	-	4	-	4		
3	32101-ZZ3-000	BRACKET, A.C. GENERATOR FUSE	-	5	-	5	-	5		
4	34750-ZY4-E03	CONTROL UNIT, ELECTRONIC	-	1	-	-	-	-	X3,XX3	
	34750-ZY4-E01	-	1	-	-	-	-	1300111 XD,XU,XXD	
	34750-ZY4-F01	-	1	-	-	-	-	1300116 XT,XXT	
	34750-ZY4-E03	-	1	-	-	-	1300112	XD,XU,XXD	
	34750-ZY4-F03	-	1	-	-	-	1300117	XT,XXT	
	34750-ZY2-E03	-	-	-	1	-	-	X3,XC3	
	34750-ZY2-F01	-	-	-	1	-	-	1300475 XCT,XT,XXT	
	34750-ZY2-E01	-	-	-	1	-	-	1300478 LU,XCD,XCU,XD,XU,XXD,XXU	
	34750-ZY2-F03	-	-	-	1	-	1300476	XCT,XT,XXT	
	34750-ZY2-E03	-	-	-	1	-	1300479	LU,XCD,XCU,XD,XU,XXD,XXU	
	34750-ZY3-E03	-	-	-	-	-	1	X3,XC3,XX3,XXC3	
	34750-ZY3-E01	-	-	-	-	-	1	1301234 LD,LU,XCD,XCU,XD,XU,XXCD,XXCU,XXD,XXU	
	34750-ZY3-F01	-	-	-	-	-	1	1301244 XCT,XT,XXCT,XXT	
	34750-ZY3-E03	-	-	-	-	-	1	1301235 LD,LU,XCD,XCU,XD,XU,XXCD,XXCU,XXD,XXU	
	34750-ZY3-F02	-	-	-	-	-	1	1301245 XCT,XT,XXCT,XXT	
5	34754-ZY3-C00	BRACKET, ECU	-	1	-	1	-	1		
6	38553-ZY9-003	GROMMET, RELAY BRACKET	-	4	-	4	-	4		
7	90003-ZW2-000	BOLT-WASHER, 6X27(CT200)	-	8	-	8	-	8		
8	90014-ZW9-000	BOLT, FLANGE, 6X10	-	5	-	5	-	5		
9	90018-ZW5-000	BOLT, FLANGE, 6X20	-	2	-	2	-	2		
10	90683-SA0-003	CLIP, WIRE HARNESS, 25MM	-	1	-	1	-	1		
11	91553-ZV5-010	COLLAR, C.D.I. UNIT CASE	-	8	-	8	-	8		

2

E-21

STARTER MOTOR



Ref. No.	L.O.N.	(Relative ref. Number) Description	F.R.T.
1		(23)	
1	6121D5	MOTOR, STARTER	0.4
2	6121A0	(4,6) ARMATURE, STARTER	0.5
5	6121D1	(17) YOKE, STARTER	0.5
7	6121A8	BRUSH SET, STARTER	0.6
9		(11)	
9	6121B6	HOLDER, STARTER BRUSH	0.5
10	6121D2	BRACKET, STARTER :FRONT	0.5
12	6121C9	SWITCH, STARTER MAGNETIC	0.5
13	6121C7	SHAFT, STARTER CLUTCH	0.5
16		(3,15,24)	
16	6121B4	GEAR, STARTER INTERNAL	0.7
18	6121E2	LEVER, STARTER	0.5

Ref. No.	Part No.	Description	Reqd. QTY						Serial No.	Parts catalogue code
			BF 175 AK2	BF 175 AK3	BF 200 AK2	BF 200 AK3	BF 225 AK2	BF 225 AK3		
1	31200-ZY3-003	MOTOR ASSY., STARTER	1	1	1	1	1	1		
2	31201-P5A-005	ROTOR COMP.	1	1	1	1	1	1		
3	31207-ZY3-003	CLUTCH COMP., OVERRUNNING	1	-	1	-	1	-		
	31207-ZY9-H01	-	1	-	1	-	1	-----	X3,XC3,XX3,XXC3
	31207-ZY3-003	-	1	-	-	-	-	-----	1300093 XD,XT,XU,XXD,XXT
	31207-ZY9-H01	-	1	-	-	-	-	-----	1300094 XD,XT,XU,XXD,XXT
	31207-ZY3-003	-	-	-	1	-	-	-----	1300448 LU,XCD,XCT,XCU,XD,XT,XU,XXD,XXT,XXU
	31207-ZY9-H01	-	-	-	1	-	-	-----	1300449 LU,XCD,XCT,XCU,XD,XT,XU,XXD,XXT,XXU
	31207-ZY3-003	-	-	-	-	1	-	-----	1301056 LD,LU,XCD,XCT,XCU,XD,XT,XU,XXCD,XXCT,XXCU,XXD,XXT,XXU
	31207-ZY9-H01	-	-	-	-	1	-	-----	1301057 LD,LU,XCD,XCT,XCU,XD,XT,XU,XXCD,XXCT,XXCU,XXD,XXT,XXU
4	31215-PY3-004	GEAR ASSY., PLANETARY	3	3	3	3	3	3		
5	31216-ZY3-003	YOKE COMP.	1	1	1	1	1	1		
6	31218-PY3-004	BALL, STEEL	1	1	1	1	1	1		
7	31226-ZW1-004	BRUSH SET	1	-	1	-	1	-		
	31226-ZY3-003	-	1	-	1	-	1	-----	X3,XC3,XX3,XXC3
	31226-ZW1-004	-	1	-	-	-	-	-----	1300093 XD,XT,XU,XXD,XXT
	31226-ZY3-003	-	1	-	-	-	-	-----	1300094 XD,XT,XU,XXD,XXT
	31226-ZW1-004	-	-	-	1	-	-	-----	1300448 LU,XCD,XCT,XCU,XD,XT,XU,XXD,XXT,XXU
	31226-ZY3-003	-	-	-	1	-	-	-----	1300449 LU,XCD,XCT,XCU,XD,XT,XU,XXD,XXT,XXU
	31226-ZW1-004	-	-	-	-	1	-	-----	1301056 LD,LU,XCD,XCT,XCU,XD,XT,XU,XXCD,XXCT,XXCU,XXD,XXT,XXU
	31226-ZY3-003	-	-	-	-	1	-	-----	1301057 LD,LU,XCD,XCT,XCU,XD,XT,XU,XXCD,XXCT,XXCU,XXD,XXT,XXU
8	31229-ZW1-004	STOPPER SET, SLEEVE	1	-	1	-	1	-		
	31229-ZY9-H01	-	1	-	1	-	1	-----	X3,XC3,XX3,XXC3
	31229-ZW1-004	-	1	-	-	-	-	-----	1300093 XD,XT,XU,XXD,XXT
	31229-ZY9-H01	-	1	-	-	-	-	-----	1300094 XD,XT,XU,XXD,XXT
	31229-ZW1-004	-	-	-	1	-	-	-----	1300448 LU,XCD,XCT,XCU,XD,XT,XU,XXD,XXT,XXU
	31229-ZY9-H01	-	-	-	1	-	-	-----	1300449 LU,XCD,XCT,XCU,XD,XT,XU,XXD,XXT,XXU
	31229-ZW1-004	-	-	-	-	1	-	-----	1301056 LD,LU,XCD,XCT,XCU,XD,XT,XU,XXCD,XXCT,XXCU,XXD,XXT,XXU

E-21

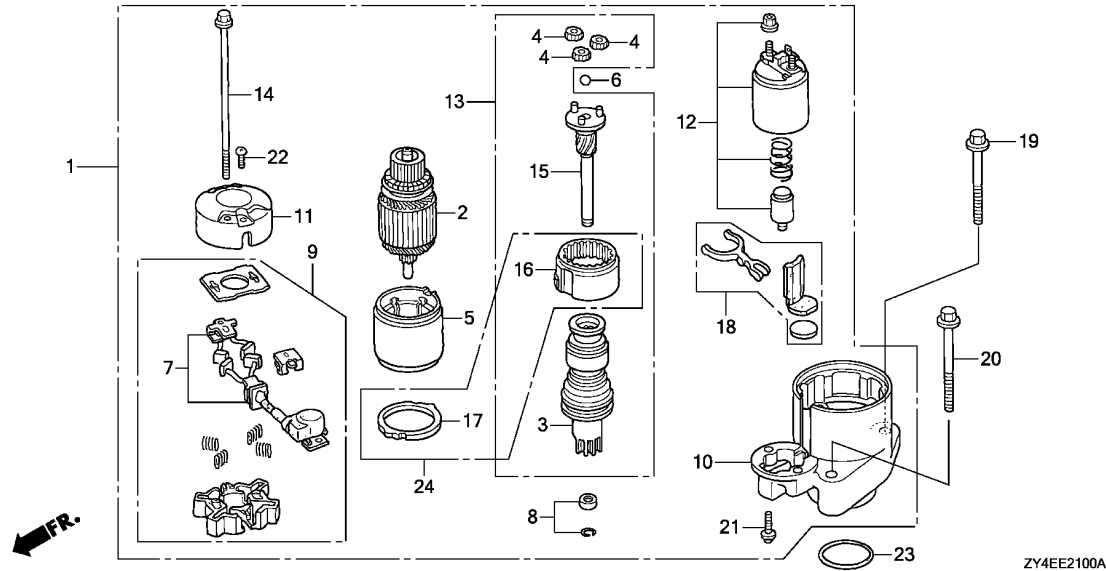
STARTER MOTOR

Ref. No.	Part No.	Description	Reqd. QTY						Serial No.	Parts catalogue code
			BF 175 AK2	BF 175 AK3	BF 200 AK2	BF 200 AK3	BF 225 AK2	BF 225 AK3		
(8)	31229-ZY9-H01	STOPPER SET, SLEEVE	-	-	-	-	-	1	1301057	----- LD,LU,XCD,XCT,XCU,XD,XT,XU,XXCD,XXCT,XXCU,XXD,XXT,XXU
9	31231-ZW1-004	HOLDER COMP., BRUSH	1	-	1	-	1	-	-	----- X3,XC3,XX3,XXC3
	31232-ZY3-003	-	1	-	1	-	1	-----	1300093 XD,XT,XU,XXD,XXT
	31231-ZW1-004	-	1	-	-	-	-	-----	1300094 XD,XT,XU,XXD,XXT
	31232-ZY3-003	-	1	-	-	-	-	-----	1300448 LU,XCD,XCT,XCU,XD,XT,XU,XXD,XXT,XXU
	31231-ZW1-004	-	-	-	1	-	-	-----	1300449 LU,XCD,XCT,XCU,XD,XT,XU,XXD,XXT,XXU
	31232-ZY3-003	-	-	-	1	-	-	-----	1301056 LD,LU,XCD,XCT,XCU,XD,XT,XU,XXCD,XXCT,XXCU,XXD,XXT,XXU
	31231-ZW1-004	-	-	-	-	-	1	-----	1301057 LD,LU,XCD,XCT,XCU,XD,XT,XU,XXCD,XXCT,XXCU,XXD,XXT,XXU
10	31235-ZY3-003	BRACKET, FR.	1	1	1	1	1	1	-	-
11	31236-ZY3-003	BRACKET, RR.	1	1	1	1	1	1	-	-
12	31240-ZY3-003	SWITCH ASSY., MAGNET	1	-	1	-	1	-	-	-
	31241-ZY3-003	-	1	-	1	-	1	-----	X3,XC3,XX3,XXC3
	31240-ZY3-003	-	1	-	-	-	-	-----	1300093 XD,XT,XU,XXD,XXT
	31241-ZY3-003	-	1	-	-	-	-	-----	1300094 XD,XT,XU,XXD,XXT
	31240-ZY3-003	-	-	-	1	-	-	-----	1300448 LU,XCD,XCT,XCU,XD,XT,XU,XXD,XXT,XXU
	31241-ZY3-003	-	-	-	1	-	-	-----	1300449 LU,XCD,XCT,XCU,XD,XT,XU,XXD,XXT,XXU
	31240-ZY3-003	-	-	-	-	-	1	-----	1301056 LD,LU,XCD,XCT,XCU,XD,XT,XU,XXCD,XXCT,XXCU,XXD,XXT,XXU
	31241-ZY3-003	-	-	-	-	-	1	-----	1301057 LD,LU,XCD,XCT,XCU,XD,XT,XU,XXCD,XXCT,XXCU,XXD,XXT,XXU
13	31242-ZY3-003	SHAFT ASSY., CLUTCH	1	-	1	-	1	-	-	-
	31243-ZY3-003	-	1	-	1	-	1	-----	X3,XC3,XX3,XXC3
	31242-ZY3-003	-	1	-	-	-	-	-----	1300093 XD,XT,XU,XXD,XXT
	31243-ZY3-003	-	1	-	-	-	-	-----	1300094 XD,XT,XU,XXD,XXT
	31242-ZY3-003	-	-	-	1	-	-	-----	1300448 LU,XCD,XCT,XCU,XD,XT,XU,XXD,XXT,XXU
	31243-ZY3-003	-	-	-	1	-	-	-----	1300449 LU,XCD,XCT,XCU,XD,XT,XU,XXD,XXT,XXU
	31242-ZY3-003	-	-	-	-	-	1	-----	1301056 LD,LU,XCD,XCT,XCU,XD,XT,XU,XXCD,XXCT,XXCU,XXD,XXT,XXU
	31243-ZY3-003	-	-	-	-	-	1	-----	1301057 LD,LU,XCD,XCT,XCU,XD,XT,XU,XXCD,XXCT,XXCU,XXD,XXT,XXU
14	31243-P5A-005	BOLT A, THROUGH	2	2	2	2	2	2	-	-
15	31246-ZY3-003	SHAFT ASSY., GEAR	1	-	1	-	1	-	-	-
	31246-ZY9-H01	-	1	-	1	-	1	-----	X3,XC3,XX3,XXC3
	31246-ZY3-003	-	1	-	-	-	-	-----	1300093 XD,XT,XU,XXD,XXT
	31246-ZY9-H01	-	1	-	-	-	-	-----	1300094 XD,XT,XU,XXD,XXT
	31246-ZY3-003	-	-	-	1	-	-	-----	1300448 LU,XCD,XCT,XCU,XD,XT,XU,XXD,XXT,XXU
	31246-ZY9-H01	-	-	-	1	-	-	-----	1300449 LU,XCD,XCT,XCU,XD,XT,XU,XXD,XXT,XXU
	31246-ZY3-003	-	-	-	-	-	1	-----	1301056 LD,LU,XCD,XCT,XCU,XD,XT,XU,XXCD,XXCT,XXCU,XXD,XXT,XXU
	31246-ZY9-H01	-	-	-	-	-	1	-----	1301057 LD,LU,XCD,XCT,XCU,XD,XT,XU,XXCD,XXCT,XXCU,XXD,XXT,XXU
16	31247-ZY3-003	GEAR ASSY., INTERNAL	1	-	1	-	1	-	-	-
		-	1	-	-	-	-	-----	1300093 XD,XT,XU,XXD,XXT
		-	-	-	1	-	-	-----	1300448 LU,XCD,XCT,XCU,XD,XT,XU,XXD,XXT,XXU
		-	-	-	-	-	1	-----	1301056 LD,LU,XCD,XCT,XCU,XD,XT,XU,XXCD,XXCT,XXCU,XXD,XXT,XXU
17	31249-ZY3-003	PACKING	1	-	1	-	1	-	-	-
		-	1	-	-	-	-	-----	1300093 XD,XT,XU,XXD,XXT
		-	-	-	1	-	-	-----	1300448 LU,XCD,XCT,XCU,XD,XT,XU,XXD,XXT,XXU
		-	-	-	-	-	1	-----	1301056 LD,LU,XCD,XCT,XCU,XD,XT,XU,XXCD,XXCT,XXCU,XXD,XXT,XXU
18	31250-ZY3-003	LEVER SET	1	1	1	1	1	1	-	-
19	90002-ZY3-000	BOLT, FLANGE, 10X90	1	1	1	1	1	1	-	-
20	90003-ZY3-000	BOLT, FLANGE, 10X110	1	1	1	1	1	1	-	-
21	90106-ZW1-004	SCREW, PAN, 6X22(SPECIAL) ...	2	-	2	-	2	-	-	-
	31226-ZY9-H01	SCREW, PAN, 6X22	-	2	-	2	-	2	-----	X3,XC3,XX3,XXC3
	90106-ZW1-004	SCREW, PAN, 6X22(SPECIAL) ...	-	2	-	-	-	-	-----	1300093 XD,XT,XU,XXD,XXT
	31226-ZY9-H01	SCREW, PAN, 6X22	-	2	-	-	-	-	-----	1300094 XD,XT,XU,XXD,XXT
	90106-ZW1-004	SCREW, PAN, 6X22(SPECIAL) ...	-	-	-	2	-	-	-----	1300448 LU,XCD,XCT,XCU,XD,XT,XU,XXD,XXT,XXU
	31226-ZY9-H01	SCREW, PAN, 6X22	-	-	-	2	-	-	-----	1300449 LU,XCD,XCT,XCU,XD,XT,XU,XXD,XXT,XXU
	90106-ZW1-004	SCREW, PAN, 6X22(SPECIAL) ...	-	-	-	-	-	2	-----	1301056 LD,LU,XCD,XCT,XCU,XD,XT,XU,XXCD,XXCT,XXCU,XXD,XXT,XXU
	31226-ZY9-H01	SCREW, PAN, 6X22	-	-	-	-	-	2	-----	1301057 LD,LU,XCD,XCT,XCU,XD,XT,XU,XXCD,XXCT,XXCU,XXD,XXT,XXU



E-21

STARTER MOTOR



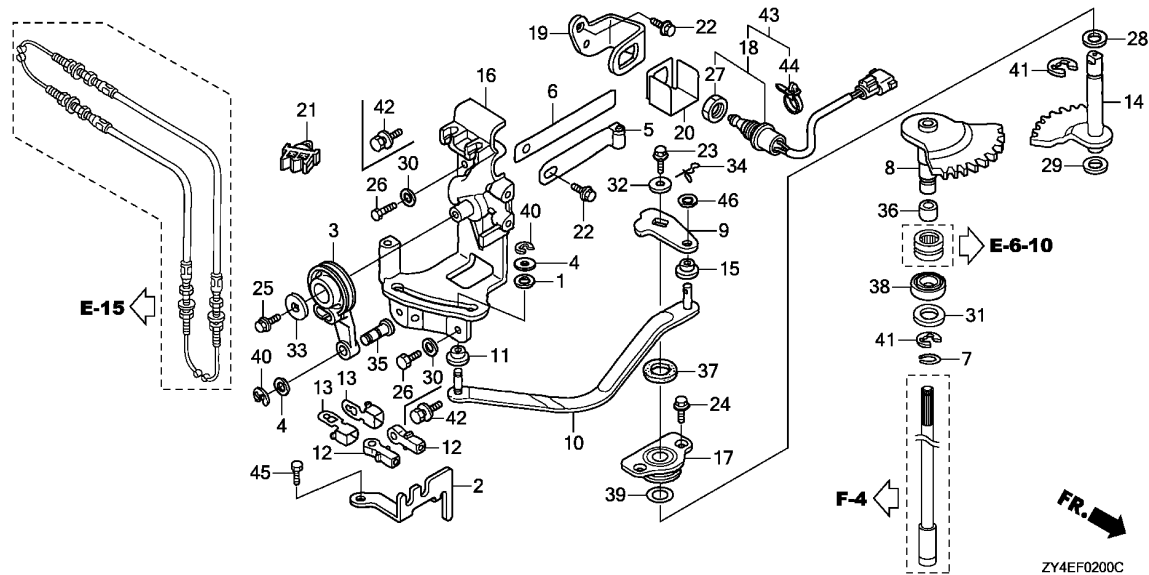
Ref. No.	Part No.	Description	Reqd. QTY						Serial No.	Parts catalogue code
			BF 175 AK2	BF 175 AK3	BF 200 AK2	BF 200 AK3	BF 225 AK2	BF 225 AK3		
22	90107-ZW1-004	SCREW, PAN, 5X8	2	2	2	2	2	2		
23	91303-ZY3-000	O-RING, 59.4X3.1	1	1	1	1	1	1		
24	31251-ZY3-003	GEAR ASSY., INTERNAL	-	1	-	1	-	1	-----	----- X3,XC3,XX3,XXC3
				1	-	-	-	-	1300094	----- XD,XT,XU,XXD,XXT
				-	-	1	-	-	1300449	----- LU,XCD,XCT,XCU,XD,XT,XU,XXD,XXT,XXU
				-	-	-	-	1	1301057	----- LD,LU,XCD,XCT,XCU,XD,XT,XU,XXCD,XXCT,XXCU,XXD,XXT,XXU

2

FR.

F-2

SHIFT SHAFT

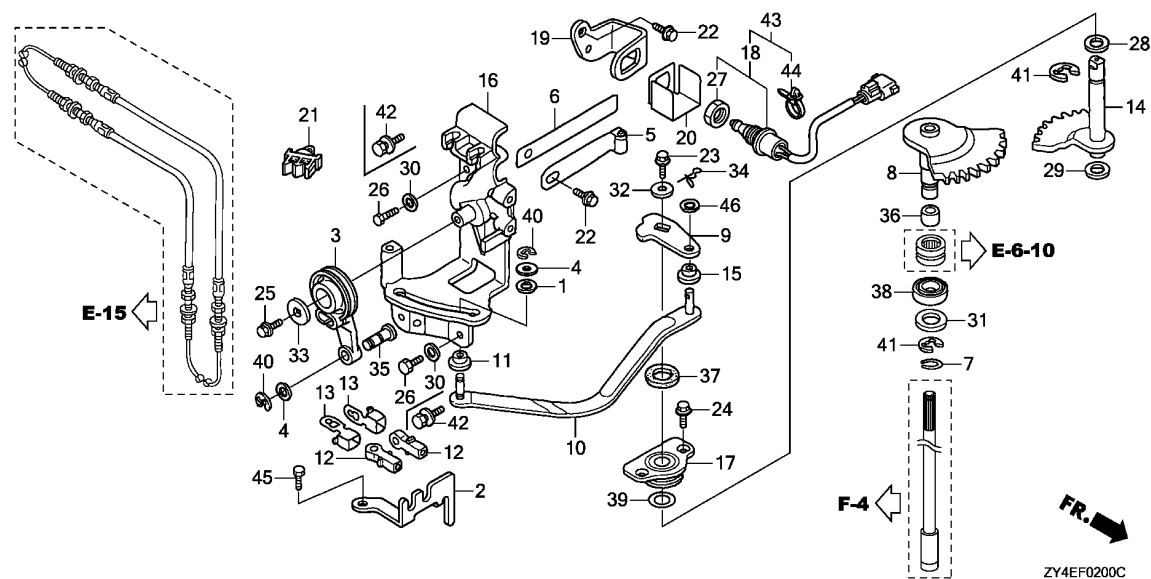


Ref. No.	L.O.N.	(Relative ref. Number) Description	F.R.T.
3	8101A7	ARM, THROTTLE	0.3
5		(6)	
8	2101Q4	SPRING, CLICK	0.8
8	2091H4	SHAFT, SHIFT(A)	6.6
		.INCLUDES: Engine removal and installation	
9	2101A5	ARM, SHAFT SHIFT	0.7
10	2101P5	ROD, SHAFT SHIFT LINK	0.8
14	2091H5	SHAFT, SHIFT(B)	6.4
		.INCLUDES: Engine removal and installation	
16	2101D0	BRACKET, SHIFT LINK	0.7
17		(37,39)	
18	8101S2	HOLDER, SHIFT SHAFT SEAL	0.8
		(43)	
	6151E2	SWITCH, NEUTRAL	0.7
38	2091F3	WATER SEAL, SHIFT SHAFT	6.7
		.INCLUDES: Engine removal and installation	

Ref. No.	Part No.	Description	Reqd. QTY						Serial No.	Parts catalogue code
			BF 175 AK2	BF 175 AK3	BF 200 AK2	BF 200 AK3	BF 225 AK2	BF 225 AK3		
1	17224-KN5-670	WASHER, AIR CLEANER COVER								
2	17877-ZY3-000	PLATE, REMOTE CONTROL CABLE	1	1	1	1	1	1		
3	17931-ZY3-000	ARM, THROTTLE	1	1	1	1	1	1		
4	17936-921-000	WASHER, PIVOT	2	2	2	2	2	2		
5	24210-ZW1-010	SPRING COMP., CLICK	1	1	1	1	1	1		
6	24221-ZY3-000	SPRING, CLICK ASSIST	1	1	1	1	1	1		
7	24327-ZW1-000	RING, STOPPER	1	1	1	1	1	1		
8	24610-ZY3-A00	SHAFT COMP., SHIFT(A)	1	1	1	1	1	1		
9	24612-ZY3-010	ARM, SHIFT	1	1	1	1	1	1		
10	24613-ZY3-000	ROD, LINK	1	1	1	1	1	1		
11	24617-ZY3-000	COLLAR, SHIFT SLIDER	1	1	1	1	1	1		
12	24618-ZY3-000	PIVOT, SHIFT	2	2	2	2	2	2		
13	24619-ZY3-000	PLATE, LOCK	2	2	2	2	2	2		
14	24620-ZY3-000	SHAFT COMP., SHIFT(B)	1	1	1	1	1	1		
15	24623-ZY3-000	BUSH, SHIFT ARM	1	1	1	1	1	1		
16	24628-ZY3-000	BRACKET, SHIFT LINK	1	1	1	1	1	1		
17	24629-ZW1-000	HOLDER, SEAL	1	1	1	1	1	1		
18	35470-ZY3-023	SWITCH ASSY., NEUTRAL	1	-	-	-	-	-	XCT,XT,XXCT,XXT	
	35470-ZY3-013	1	-	-	-	-	-	XCU	
			1	-	-	-	-	-	1400083 XD,XU,XXD	
	35470-ZY3-023	1	-	-	-	-	-	1400084 XD,XU,XXD	
	35470-ZY3-013	-	-	1	-	-	-	1700037 XCD,XCU	
			-	-	1	-	-	-	1700186 LU,XD,XU,XXD,XXU	
	35470-ZY3-023	-	-	1	-	-	-	1700038 XCD,XCU	
			-	-	1	-	-	-	1700187 LU,XD,XU,XXD,XXU	

F-2

SHIFT SHAFT



Ref. No.	Part No.	Description	Reqd. QTY						Serial No.	Parts catalogue code
			BF 175 AK2	BF 175 AK3	BF 200 AK2	BF 200 AK3	BF 225 AK2	BF 225 AK3		
18)	35470-ZY3-013	SWITCH ASSY., NEUTRAL	-	-	-	-	1	-	1700260	XCD,XCU,XXCD,XXCU
	35470-ZY3-023	-	-	-	-	1	-	1700649	LD,LU,XD,XU,XXD,XXU
		-	-	-	-	1	-	1700261	----- XCD,XCU,XXCD,XXCU
		-	-	-	-	1	-	1700650	----- LD,LU,XD,XU,XXD,XXU
19	35476-ZY3-010	BRACKET, NEUTRAL SWITCH	1	1	1	1	1	1		
20	35477-ZY3-000	COVER, NEUTRAL SWITCH	1	1	1	1	1	1		
21	46392-SOX-A01	CLIP, BRAKE PIPE	1	1	1	1	1	1		
22	90011-ZW9-000	BOLT, FLANGE, 6X14(CT200)	2	2	2	2	2	2		
23	90017-ZY3-000	BOLT, FLANGE, 6X16	1	1	1	1	1	1		
24	90023-ZW5-000	BOLT, FLANGE, 6X11	2	2	2	2	2	2		
25	90102-ZW9-000	BOLT, FLANGE, 6X12	1	1	1	1	1	1		
26	90127-ZV4-000	BOLT, HEX., 6X16	3	-	-	-	-	-	1400018	XD,XU,XXD
		-	-	3	-	-	-	1700015	XCD,XCU
		-	-	3	-	-	-	1700044	LU,XD,XU,XXD,XXU
		-	-	-	-	3	-	1700021	XCD,XCU,XXCD,XXCU
		-	-	-	-	3	-	1700077	LD,LU,XD,XU,XXD,XXU
27	90302-ZV5-003	NUT, HEX., 20MM	1	1	1	1	1	1		
28	90402-HA0-000	WASHER, THRUST, 14MM	1	1	1	1	1	1		
29	90428-958-000	WASHER B, THRUST, 14MM	1	-	-	-	-	-	-----	XCU,XT,XXT
	90501-ZW5-000	WASHER, SHIFT SHAFT	1	-	-	-	-	-	1400018	XD,XU,XXD
	90428-958-000	WASHER B, THRUST, 14MM	1	-	-	-	-	-	1400019	XD,XU,XXD
		-	1	-	1	-	1	-----	XCT,XT,XXT
		-	-	1	-	-	-	1700015	XCD,XCU
	90501-ZW5-000	WASHER, SHIFT SHAFT	-	-	1	-	-	-	1700044	LU,XD,XU,XXD,XXU
		-	-	1	-	-	-	-----	

3

F-2

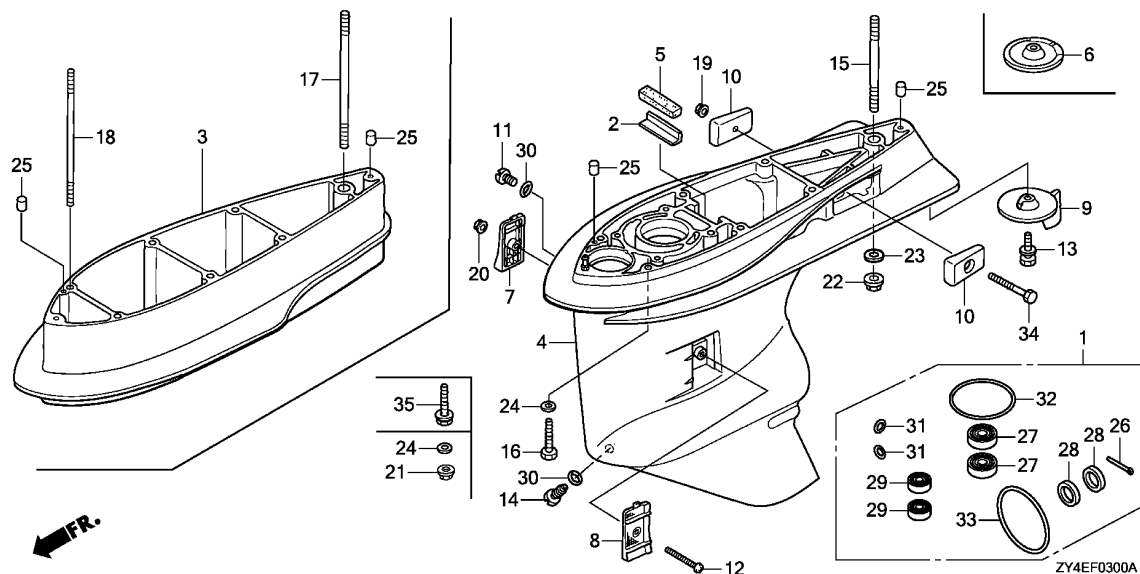
SHIFT SHAFT

Ref. No.	Part No.	Description	Reqd. QTY						Serial No.	Parts catalogue code
			BF 175 AK2	BF 175 AK3	BF 200 AK2	BF 200 AK3	BF 225 AK2	BF 225 AK3		
29)	90428-958-000	WASHER B, THRUST, 14MM	-	-	1	-	-	-	1700016 ----- XCD,XCU	
			-	-	1	-	-	-	1700045 ----- LU, XD, XU, XXD, XXU	
	90501-ZW5-000	WASHER, SHIFT SHAFT	-	-	-	-	1	-	----- XCT, XT, XXCT, XXT	
			-	-	-	-	1	-	----- 1700021 XCD, XCU, XXCD, XXCU	
	90428-958-000	WASHER B, THRUST, 14MM	-	-	-	-	1	-	----- 1700077 LD, LU, XD, XU, XXD, XXU	
			-	-	-	-	1	-	----- 1700022 XCD, XCU, XXCD, XXCU	
30	90506-ZV4-000	WASHER, PLAIN, 6MM	3	-	-	-	-	-	----- 1700078 LD, LU, XD, XU, XXD, XXU	
			-	-	3	-	-	-	----- 1400018 XD, XU, XXD	
			-	-	3	-	-	-	----- 1700015 XCD, XCU	
			-	-	-	-	-	-	----- 1700044 LU, XD, XU, XXD, XXU	
			-	-	-	-	3	-	----- 1700021 XCD, XCU, XXCD, XXCU	
			-	-	-	-	3	-	----- 1700077 LD, LU, XD, XU, XXD, XXU	
31	90508-ZV7-000	WASHER	1	1	1	1	1	1		
32	90508-ZY3-000	WASHER, PLAIN, 6MM	1	1	1	1	1	1		
33	90512-ZV4-000	WASHER, PLAIN, 6MM	1	1	1	1	1	1		
34	90705-SD2-931	PIN, SNAP, 6MM	1	1	1	1	1	1		
35	90751-ZY3-000	PIN, LINK	1	1	1	1	1	1		
36	91152-ZY3-003	RING, INNER(15X20X23)	1	1	1	1	1	1		
37	91251-ZW5-003	OIL SEAL, 14X26X6	1	1	1	1	1	1		
38	91255-ZY3-003	SEAL, WATER(14X26X8)	1	1	1	1	1	1		
39	91302-PF0-003	O-RING, 26.9X2.4(NOK)	1	1	1	1	1	1		
40	94540-04029	E-RING, 4MM	2	2	2	2	2	2		
41	94540-12029	E-RING, 12MM	2	2	2	2	2	2		
42	90101-ZX2-C00	BOLT-WASHER, 6X16	3	-	-	-	-	-	----- XCU, XT, XXT	
			-	-	-	-	-	-	----- 1400019 ----- XD, XU, XXD	
			-	3	-	3	-	3		
			-	-	3	-	-	-	----- XCT, XT, XXT	
			-	-	3	-	-	-	----- 1700016 ----- XCD, XCU	
			-	-	3	-	-	-	----- 1700045 ----- LU, XD, XU, XXD, XXU	
			-	-	-	-	3	-	----- XCT, XT, XXCT, XXT	
			-	-	-	-	3	-	----- 1700022 ----- XCD, XCU, XXCD, XXCU	
			-	-	-	-	3	-	----- 1700078 ----- LD, LU, XD, XU, XXD, XXU	
43	35470-ZX2-013	SWITCH ASSY., NEUTRAL	-	1	-	1	-	1		
44	91541-S0A-003	CLIP, HARNESS BAND(BLACK) (145MM)	-	1	-	1	-	1		
45	90127-ZV4-000	BOLT, HEX., 6X16	1	1	1	1	1	1		
46	90506-ZV4-000	WASHER, PLAIN, 6MM	1	1	1	1	1	1		



F-3

GEAR CASE



Ref. No.	L.O.N.	(Relative ref. Number) Description	F.R.T.
1	2101FR	CASE KIT, GEAR	1.8
3	2101W8	SEPARATOR, GEAR CASE EXTENSION	0.8
4	2101D7	CASE, GEAR	1.8
7	4131H6	SCREEN, WATER :RIGHT	0.1
		.NOTE: Same time for two units	
8	4131H5	SCREEN, WATER :LEFT	0.1
		.NOTE: Same time for two units	
9	4131J2	TAB, TRIM	0.1
10	2101Y2	METAL, GEAR CASE ANODE :LEFT .	0.1
		.NOTE: Same time for two units	
	2101Y3	METAL, GEAR CASE ANODE :RIGHT	0.1
		.NOTE: Same time for two units	
27	2191B1	WATER SEAL, VERTICAL SHAFT ...	1.0
		.NOTE: Same time for two units	
28	2131P3	WATER SEAL, PROPELLER SHAFT ..	1.6
		.NOTE: Same time for two units	
29	2101V3	WATER SEAL, SHIFT ROD	1.0
		.NOTE: Same time for two units	
33	2191B6	O-RING, PROPELLER SHAFT HOLDER	1.1

3

Ref. No.	Part No.	Description	Reqd. QTY						Serial No.	Parts catalogue code
			BF 175 AK2	BF 175 AK3	BF 200 AK2	BF 200 AK3	BF 225 AK2	BF 225 AK3		
1	06125-ZY3-C00	CASE KIT, GEAR	-	-	-	-	(1)	(1)		
2	19286-ZW1-B00	PLATE, RUBBER SETTING	1	1	1	1	1	1		
3	40202-ZY3-621ZB	SEPARATOR, EXTENSION *NHB14M*								
4	41101-ZY3-C00ZB	CASE, GEAR *NHB14M*	1	1	1	1	1	1	----- XX3,XXC3,XXCD,XXCT,XXCU,XXD,XXT,XXU	
5	41102-ZW1-B00	GROMMET, GEAR CASE	1	1	1	1	1	1		
6	41102-ZX2-E00ZA	COVER, GEAR CASE *NHB14M*								
		AQUA MARINE SILVER METALLIC	1	-	1	1	1	1	----- XC3,XCD,XCT,XCU,XXC3,XXCD,XXCT,XXCU	
7	41104-ZY3-C01	SCREEN, R. WATER	1	1	1	1	1	1		
8	41105-ZY3-C01	SCREEN, L. WATER	1	1	1	1	1	1		
9	41107-ZX2-C00ZA	TAB, TRIM *NHB14M*								
		AQUA MARINE SILVER METALLIC	1	1	1	1	1	1	----- LD,LU,X3,XD,XT,XU,XX3,XXD,XXT,XXU	
10	41109-ZW1-B00	METAL COMP., ANODE	2	2	2	2	2	2		
11	90101-ZW9-003	BOLT, OIL CHECK	1	1	1	1	1	1		
12	90101-ZZ0-000	SCREW, FLAT, 5X55	1	1	1	1	1	1		
13	90103-ZY6-000	BOLT-WASHER, 10X32	1	1	1	1	1	1		
14	90120-ZY3-000	BOLT, DRAIN PLUG	1	1	1	1	1	1		
15	90124-ZY3-000	BOLT, STUD, 12X40	1	1	1	1	1	1	----- LD,LU,X3,XC3,XCD,XCT,XCU,XD,XT,XU	

F-3

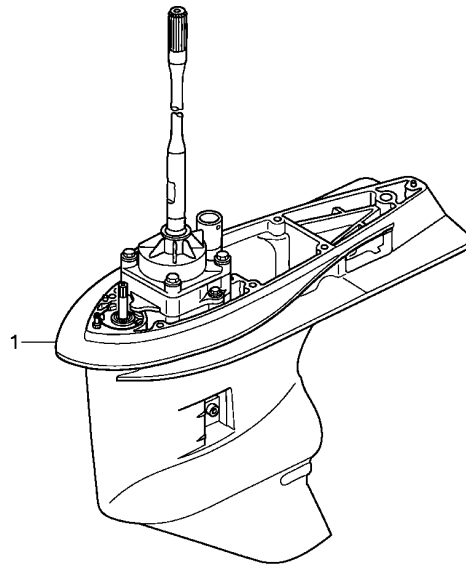
GEAR CASE

Ref. No.	Part No.	Description	Reqd. QTY						Serial No.	Parts catalogue code
			BF 175 AK2	BF 175 AK3	BF 200 AK2	BF 200 AK3	BF 225 AK2	BF 225 AK3		
16	90126-ZY3-000	BOLT, HEX., 10X47	6	-	-	-	-	-	1400018 X D,XU 1700015 XCD,XCU 1700044 LU,XD,XU 1700021 XCD,XCU 1700080 LD,LU,XD,XU	
17	90130-ZY3-620	BOLT, STUD, 12X170	1	1	1	1	1	1	----- XX3,XXC3,XXCD,XXCT,XXCU,XXD,XXT,XXU	
18	90131-ZY3-620	BOLT, STUD, 10X170	6	6	6	6	6	6	----- XX3,XXC3,XXCD,XXCT,XXCU,XXD,XXT,XXU	
19	90205-ZY1-000	NUT, SELF-LOCK, 6MM	1	1	1	1	1	1		
20	90302-ZV4-000	NUT, SELF-LOCK, 5MM	1	1	1	1	1	1		
21	90306-ZV5-003	NUT, SELF-LOCK, 10MM	6	6	6	6	6	6	----- XX3,XXC3,XXCD,XXCT,XXCU,XXD,XXT,XXU	
22	90308-ZW1-003	NUT, SELF-LOCK, 12MM	1	1	1	1	1	1		
23	90559-ZV5-000	WASHER, PLAIN, 12MM	1	1	1	1	1	1		
24	90563-ZV5-000	WASHER, PLAIN, 10MM	6	6	6	6	6	6	----- XX3,XXC3,XXCD,XXCT,XXCU,XXD,XXT,XXU	
			6	-	-	-	-	-	1400018 X D,XU 1700015 XCD,XCU 1700044 LU,XD,XU 1700021 XCD,XCU 1700080 LD,LU,XD,XU	
25	90756-ZV5-000	DOWEL PIN, 6X10	4	4	-	-	-	-	----- XX3,XXD,XXT ----- XCU,XD,XT,XU ----- X3,XD,XT,XU ----- LU,X3,XC3,XCD,XCT,XCU,XD,XT,XU ----- XXD,XXT,XXU ----- LD,LU,XCD,XCT,XCU,XD,XT,XU ----- XXCD,XXCT,XXCU,XXD,XXT,XXU ----- LD,LU,X3,XC3,XCD,XCT,XCU,XD,XT,XU ----- XX3,XXC3,XXCD,XXCT,XXCU,XXD,XXT,XXU	
			2	-	-	-	-	-		
			-	2	-	-	-	-		
			-	-	2	2	-	-		
			-	-	4	4	-	-		
			-	-	-	-	2	-		
			-	-	-	-	4	-		
			-	-	-	-	2	-		
			-	-	-	-	4	-		
26	90758-ZW1-B00	PIN, SPLIT, 4.0	-	-	-	-	(1)	(1)		
27	91251-ZY3-C01	SEAL, WATER, 26X42X7	-	-	-	-	(2)	(2)		
28	91252-ZZ3-003	SEAL, WATER, 30X45X7	-	-	-	-	(2)	(2)		
29	91254-ZY3-003	SEAL, WATER, 12X21X6	-	-	-	-	(2)	(2)		
30	91301-ZW4-003	O-RING, 6.9X1.45	2	2	2	2	2	2		
31	91301-ZW4-003	O-RING, 6.9X1.45	-	-	-	-	(2)	(2)		
32	91308-MJ0-003	O-RING	-	-	-	-	(1)	(1)		
33	91351-ZY3-C00	O-RING, 110X3.1	-	-	-	-	(1)	(1)		
34	92101-06055-4J	BOLT, HEX., 6X55	1	1	1	1	1	1		
35	90107-ZX2-C00	BOLT-WASHER, 10X47	6	-	-	-	-	-	----- XCU,XT ----- 1400019 ----- X D,XU ----- X3,XD,XT,XU ----- XCT,XT ----- 1700016 ----- XCD,XCU ----- 1700045 ----- LU,XD,XU ----- LU,X3,XC3,XCD,XCT,XCU,XD,XT,XU ----- 1700022 ----- XCD,XCU ----- 1700081 ----- LD,LU,XD,XU ----- LD,LU,X3,XC3,XCD,XCT,XCU,XD,XT,XU	
			6	-	-	-	-	-		
			-	6	-	-	-	-		
			-	-	6	-	-	-		
			-	-	6	-	-	-		
			-	-	-	6	-	-		
			-	-	-	6	-	-		
			-	-	-	-	6	-		
			-	-	-	-	6	-		



F-3-10

GEAR CASE ASSY.



Ref. No.	L.O.N.	(Relative ref. Number) Description	F.R.T.
1	2101D3	CASE ASSEMBLY, GEAR	0.7

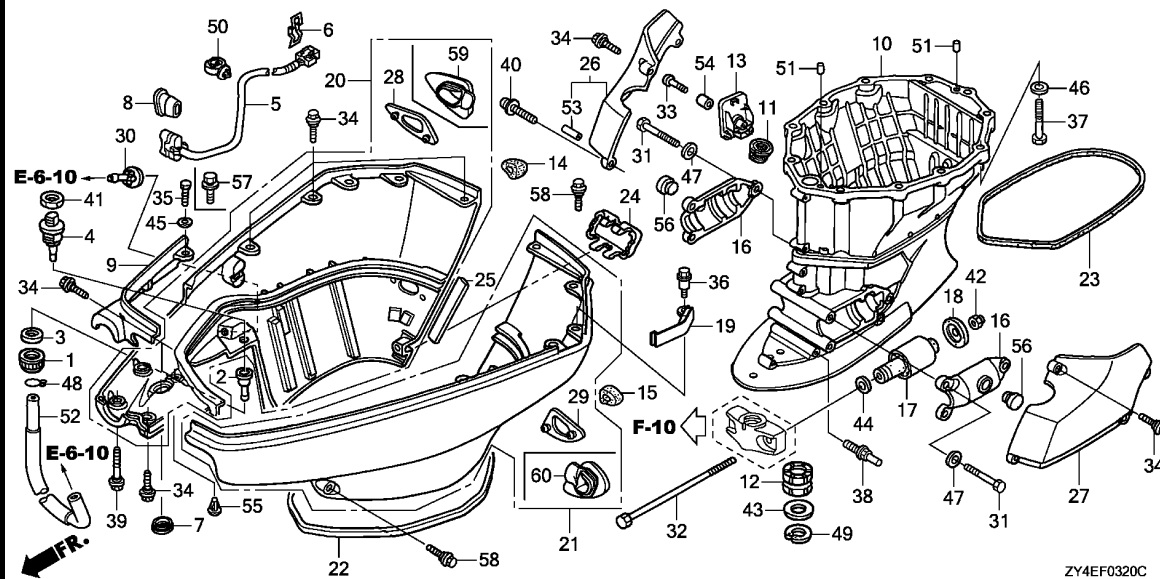
ZY4EF0310

3

Ref. No.	Part No.	Description	Reqd. QTY						Serial No.	Parts catalogue code
			BF 175 AK2	BF 175 AK3	BF 200 AK2	BF 200 AK3	BF 225 AK2	BF 225 AK3		
1	41100-ZY3-C13ZB	CASE ASSY., GEAR(XL) *NHB14M* AQUA MARINE SILVER METALLIC	1	1	1	1	1	1	-----	X3,XD,XT,XU
	41100-ZY3-C03ZB	CASE ASSY., GEAR(L) *NHB14M* AQUA MARINE SILVER METALLIC	-	-	1	1	1	1	-----	LD,LU
	41100-ZY3-E03ZB	CASE ASSY., GEAR(XL)(C/R) *NHB14M* AQUA MARINE SILVER METALLIC	-	-	1	1	1	1	-----	XC3,XCD,XCT,XCU
	41100-ZY3-C23ZB	CASE ASSY., GEAR(XXL) *NHB14M* AQUA MARINE SILVER METALLIC	-	-	1	1	1	1	-----	XX3,XXD,XXT,XXU
	41100-ZY3-E13ZB	CASE ASSY., GEAR(XXL)(C/R) *NHB14M* AQUA MARINE SILVER METALLIC	-	-	-	-	1	1	-----	XXC3,XXCD,XXCT,XXCU

F-3-20

EXTENSION CASE

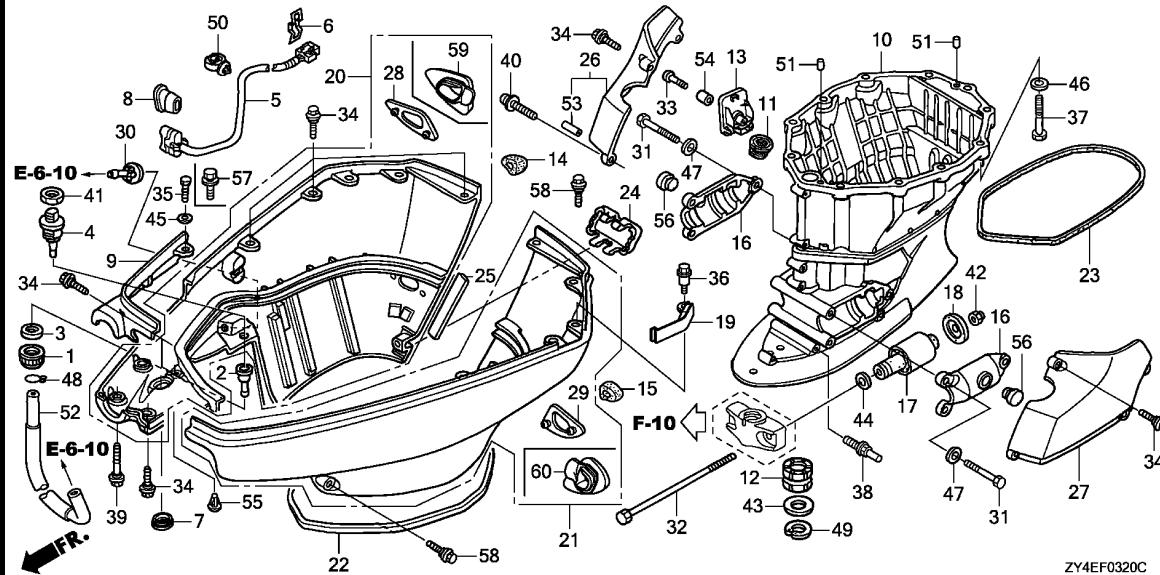


Ref. No.	L.O.N.	(Relative ref. Number) Description	F.R.T.
5	6151C9	SWITCH, POWER TRIM-TILT	0.7
9	4131N0	COVER, SEPARATE :FRONT	0.2
10	2191B2	CASE, EXTENSION	1.7
12	2191A4	BUSH, VERTICAL SHAFT	0.8
17	4101Y4	RUBBER, LOWER MOUNTING :LEFT ..	0.4
	4101Y4A	.Replace one add	0.3
	4101Y5	RUBBER, LOWER MOUNTING :RIGHT ..	0.4
	4101Y5A	.Replace one add	0.3
20	4131C6	COVER, UNDER ENGINE :RIGHT ...	0.6
21	4131C5	COVER, UNDER ENGINE :LEFT	0.4
22	4141N0	SEAL A, COVER UNDER	1.7
23	4141N1	SEAL B, COVER UNDER	1.7
26	4101E2	COVER, LOWER MOUNTING :RIGHT ..	0.1
27	4101E1	COVER, LOWER MOUNTING :LEFT ..	0.1

Ref. No.	Part No.	Description	Reqd. QTY						Serial No.	Parts catalogue code
			BF 175 AK2	BF 175 AK3	BF 200 AK2	BF 200 AK3	BF 225 AK2	BF 225 AK3		
1	19270-ZY3-000	NUT, WATER MOUTH	1	1	1	1	1	1		
2	19271-ZY3-000	JOINT, WATER HOSE	1	1	1	1	1	1		
3	19272-ZY3-000	SEAT, WATER MOUTH	1	1	1	1	1	1		
4	19289-ZY3-000	CAP, WATER JOINT	1	1	1	1	1	1		
5	35640-ZY3-013	SWITCH ASSY., POWER TILT	1	1	1	1	1	1		
6	35645-ZY3-000	STAY, POWER TILT SWITCH	1	1	1	1	1	1		
7	40107-ZV5-000	GROMMET, UNDER CASE(C)	1	1	1	1	1	1		
8	40114-ZY3-010	GROMMET, POWER TILT SWITCH ..	1	1	1	1	1	1		
9	40151-ZY3-000ZB	COVER, FR. SEPARATE *NHB14M*								
		AQUA MARINE SILVER METALLIC	1	1	1	1	1	1		
10	40201-ZY3-612ZB	CASE, EXTENSION *NHB14M*								
		AQUA MARINE SILVER METALLIC	1	1	1	1	1	1	-----	X3,XC3,XCD,XCT,XCU,XD,XT,XU,XX3,XXC3,XXCD,XXCT,XXCU XXD,XXT,XXU
	40201-ZY3-020ZB	*NHB14M*								
		AQUA MARINE SILVER METALLIC	-	-	1	1	1	1	-----	LD,LU
11	40209-ZW1-000	RUBBER, DRAIN PLUG	1	1	1	1	1	1		
12	40210-ZY3-610	BUSH COMP., VERTICAL SHAFT ..	1	1	1	1	1	1	-----	X3,XC3,XCD,XCT,XCU,XD,XT,XU,XX3,XXC3,XXCD,XXCT,XXCU XXD,XXT,XXU
13	40212-ZY3-611ZB	COVER, DRAIN PLUG(XL) *NHB14M*								
		AQUA MARINE SILVER METALLIC	1	1	1	1	1	1	-----	X3,XC3,XCD,XCT,XCU,XD,XT,XU,XX3,XXC3,XXCD,XXCT,XXCU XXD,XXT,XXU
	40212-ZY3-010ZB	COVER, DRAIN PLUG(L) *NHB14M*								
		AQUA MARINE SILVER METALLIC	-	-	1	1	1	1	-----	LD,LU

F-3-20

EXTENSION CASE



ZY4EF0320C

Ref. No.	Part No.	Description	Reqd. QTY						Serial No.	Parts catalogue code
			BF 175 AK2	BF 175 AK3	BF 200 AK2	BF 200 AK3	BF 225 AK2	BF 225 AK3		
14	40225-ZY3-010	SEAL, R. IDOL PORT	1	1	1	1	1	1	-----	LD,LU,XCD,XCT,XCU,XD,XT,XU,XXCD,XXCT,XXCU,XXD,XXT,XXU
15	40226-ZY3-010	SEAL, L. IDOL PORT	1	1	1	1	1	1	-----	LD,LU,XCD,XCT,XCU,XD,XT,XU,XXCD,XXCT,XXCU,XXD,XXT,XXU
16	50111-ZY3-020	HOUSING, LOWER MOUNTING	2	2	2	2	2	2		
17	50155-ZY3-000	MOUNT COMP., LOWER RUBBER ...	2	2	2	2	2	2		
18	50157-ZY3-010	STOPPER, LOWER MOUNT	2	2	2	2	2	2		
19	63347-ZY3-C00	COVER, PLUG MAINTENANCE	1	1	1	1	1	1		
20	63710-ZY3-C00ZA	COVER COMP., R. UNDER ENGINE *NHB14M*								
		AQUA MARINE SILVER METALLIC	1	1	1	1	1	1	-----	LD,LU,XCD,XCT,XCU,XD,XT,XU,XXCD,XXCT,XXCU,XXD,XXT,XXU
	63710-ZY3-C01ZA	*NHB14M*								
		AQUA MARINE SILVER METALLIC	-	1	-	1	-	1	-----	X3,XC3,XX3,XXC3
21	63715-ZY3-C01ZA	COVER COMP., L. UNDER ENGINE *NHB14M*								
		AQUA MARINE SILVER METALLIC	1	1	1	1	1	1	-----	LD,LU,XCD,XCT,XCU,XD,XT,XU,XXCD,XXCT,XXCU,XXD,XXT,XXU
	63715-ZY3-C02ZA	*NHB14M*								
		AQUA MARINE SILVER METALLIC	-	1	-	1	-	1	-----	X3,XC3,XX3,XXC3
22	63718-ZY3-000	SEAL A, COVER UNDER	1	1	1	1	1	1		
23	63719-ZX2-C00	SEAL B, COVER UNDER	1	-	-	-	-	-		XT,XXT
	63719-ZY3-000	1	-	-	-	-	-	-----	1400000 XCU
			1	-	-	-	-	-	-----	1400018 XD,XU,XXD
	63719-ZX2-C00	1	-	-	-	-	-	-----	1400001 XCU
			1	-	-	-	-	-	-----	1400019 XD,XU,XXD
			-	1	-	1	-	1		
	63719-ZY3-000	-	-	1	-	-	-	-----	XCT,XT,XXT
			-	-	1	-	-	-	-----	1700015 XCD,XCU
			-	-	1	-	-	-	-----	1700044 LU,XD,XU,XXD,XXU

F-3-20

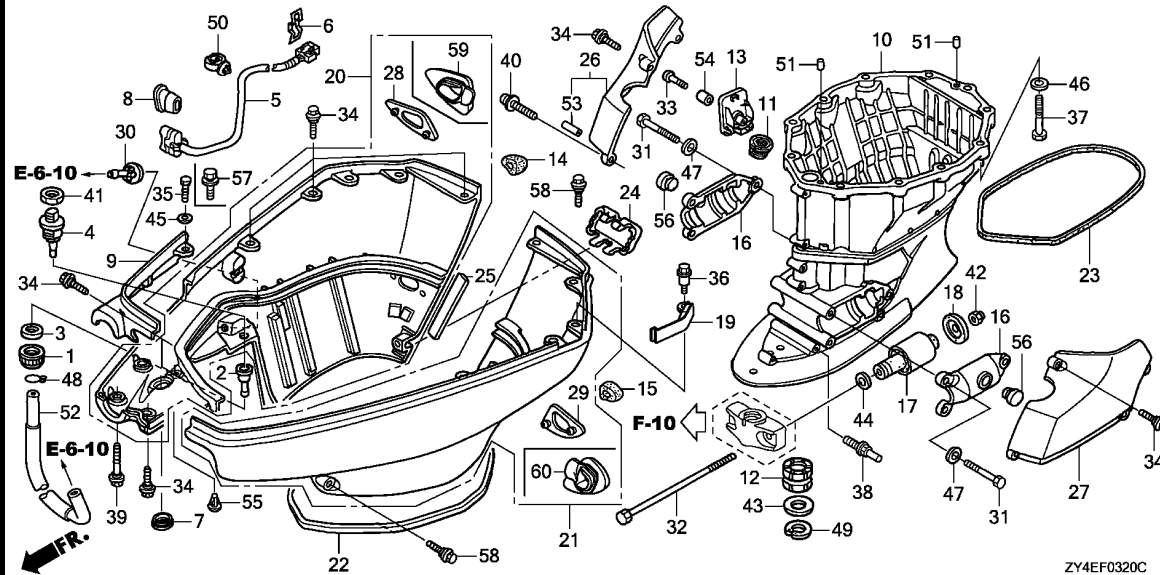
EXTENSION CASE

Ref. No.	Part No.	Description	Reqd. QTY						Serial No.	Parts catalogue code
			BF 175 AK2	BF 175 AK3	BF 200 AK2	BF 200 AK3	BF 225 AK2	BF 225 AK3		
23)	63719-ZX2-C00	SEAL B, COVER UNDER	-	-	1	-	-	-	1700016	----- XCD,XCU
			-	-	1	-	-	-	1700045	----- LU, XD, XU, XXD, XXU
	63719-ZY3-000	-	-	-	-	1	-	-----	----- XCT, XT, XXCT, XXT
			-	-	-	-	1	-	1700021	----- XCD, XCU, XXCD, XXCU
	63719-ZX2-C00	-	-	-	-	1	-	1700077	----- LD, LU, XD, XU, XXD, XXU
			-	-	-	-	1	-	1700022	----- XCD, XCU, XXCD, XXCU
			-	-	-	-	1	-	1700078	----- LD, LU, XD, XU, XXD, XXU
24	63722-ZY3-010ZB	CAP, UNDER COVER *NHB14M*								
		AQUA MARINE SILVER METALLIC	1	1	1	1	1	1		
25	63728-ZY3-000	SEAL C, UNDER COVER	1	1	1	1	1	1		
26	63731-ZY3-A12ZB	COVER, R. LOWER MOUNTING(XL) *NHB14M*								
		AQUA MARINE SILVER METALLIC	1	1	1	1	1	1	-----	----- X3, XC3, XCD, XCT, XCU, XD, XT, XU, XX3, XXC3, XXCD, XXCT, XXCU XXD, XXT, XXU
	63731-ZY3-A03ZB	COVER, R. LOWER MOUNTING(L) *NHB14M*								
		AQUA MARINE SILVER METALLIC	-	-	1	1	1	1	-----	----- LD, LU
27	63736-ZY3-A12ZB	COVER, L. LOWER MOUNTING(XL) *NHB14M*								
		AQUA MARINE SILVER METALLIC	1	1	1	1	1	1	-----	----- X3, XC3, XCD, XCT, XCU, XD, XT, XU, XX3, XXC3, XXCD, XXCT, XXCU XXD, XXT, XXU
	63736-ZY3-A03ZB	COVER, L. LOWER MOUNTING(L) *NHB14M*								
		AQUA MARINE SILVER METALLIC	-	-	1	1	1	1	-----	----- LD, LU
28	63751-ZY3-C00	GROMMET, R. IDLE PORT	1	1	1	1	1	1	-----	----- LD, LU, XCD, XCT, XCU, XD, XT, XU, XXCD, XXCT, XXCU, XXD, XXT, XXU
29	63756-ZY3-C00	GROMMET, L. IDLE PORT	1	1	1	1	1	1	-----	----- LD, LU, XCD, XCT, XCU, XD, XT, XU, XXCD, XXCT, XXCU, XXD, XXT, XXU
30	82873-ZV5-003	GROMMET, WATER CHECK	1	1	1	1	1	1		
31	90102-ZY3-A00	BOLT, HEX., 10X35	6	6	6	6	6	6		
32	90105-ZY3-010	BOLT, HEX., 14X180	2	2	2	2	2	2		
33	90110-ZV5-000	SCREW, SPECIAL, 6X35	1	1	1	1	1	1		
34	90111-ZY3-000	BOLT, SPECIAL, 6X17	16	16	16	16	16	16		
35	90113-ZV5-000	BOLT, HEX., 6X25	2	-	-	-	-	-	-----	1400018 XD, XU, XXD
			-	-	2	-	-	-	-----	1700015 XCD, XCU
			-	-	2	-	-	-	-----	1700044 LU, XD, XU, XXD, XXU
			-	-	-	-	2	-	-----	1700021 XCD, XCU, XXCD, XXCU
			-	-	-	-	2	-	-----	1700077 LD, LU, XD, XU, XXD, XXU
36	90113-ZY3-C00	BOLT, SPECIAL, 6X22	1	1	1	1	1	1		
37	90122-ZY3-000	BOLT, HEX., 12X50	11	11	11	11	11	11		
38	90129-ZY3-A00	BOLT, SPECIAL, 6X12	2	2	2	2	2	2		
39	90132-ZY3-000	BOLT, SPECIAL, 6X37	2	2	2	2	2	2		
40	93500-06025-4J	SCREW, PAN, 6X25	1	1	1	1	1	1	-----	----- X3, XC3, XCD, XCT, XCU, XD, XT, XU, XX3, XXC3, XXCD, XXCT, XXCU XXD, XXT, XXU
	90134-ZY3-000	SCREW-WASHER, 6X40	-	-	1	1	1	1	-----	----- LD, LU
41	90302-921-000	NUT, HEX., 16MM	1	1	1	1	1	1		
42	90302-ZY3-000	NUT, SELF-LOCK, 14MM	2	2	2	2	2	2		
43	90503-ZY3-610	WASHER, 30MM	1	1	1	1	1	1	-----	----- X3, XC3, XCD, XCT, XCU, XD, XT, XU, XX3, XXC3, XXCD, XXCT, XXCU XXD, XXT, XXU
44	90511-ZY3-000	WASHER, PLAIN, 14MM	2	2	2	2	2	2		
45	90512-921-010	WASHER, 6MM	2	-	-	-	-	-	-----	1400018 XD, XU, XXD
			-	-	2	-	-	-	-----	1700015 XCD, XCU
			-	-	2	-	-	-	-----	1700044 LU, XD, XU, XXD, XXU
			-	-	-	-	2	-	-----	1700021 XCD, XCU, XXCD, XXCU
			-	-	-	-	2	-	-----	1700077 LD, LU, XD, XU, XXD, XXU



F-3-20

EXTENSION CASE

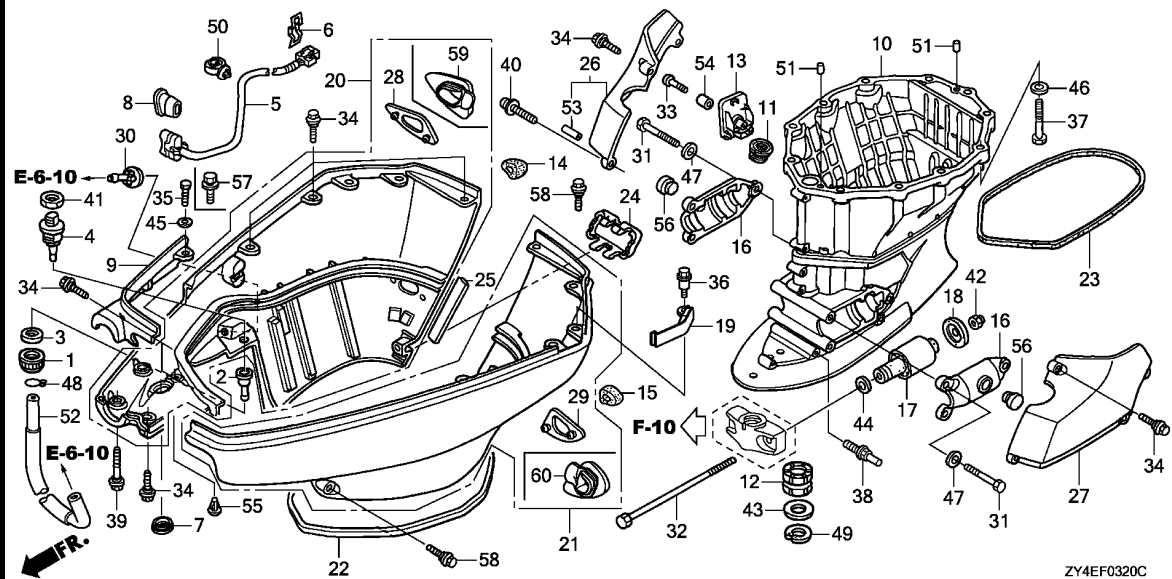


ZY4EF0320C

Ref. No.	Part No.	Description	Reqd. QTY						Serial No.	Parts catalogue code
			BF 175 AK2	BF 175 AK3	BF 200 AK2	BF 200 AK3	BF 225 AK2	BF 225 AK3		
46	90559-ZV5-000	WASHER, PLAIN, 12MM	11	11	11	11	11	11		
47	90563-ZV5-000	WASHER, PLAIN, 10MM	6	6	6	6	6	6		
48	90605-ZV4-000	CLIP, TUBE(B12.5)	1	1	1	1	1	1		
49	90652-ZY3-000	CIRCLIP, INTERNAL, 43	1	1	1	1	1	1	----- X3,XC3,XCD,XCT,XCU,XD,XT,XU,XX3,XXC3,XXCD,XXCT,XXCU XXD,XXT,XXU	
50	90683-SA0-003	CLIP, WIRE HARNESS, 25MM	1	1	1	1	1	1		
51	90756-ZV5-000	DOWEL PIN, 6X10	2	2	2	2	2	2		
52	91451-ZY3-000	TUBE, WATER JOINT	1	1	1	1	1	1		
53	91553-ZY6-000	COLLAR, DISTANCE, 6.5X9X5	1	1	1	1	1	1	----- X3,XC3,XCD,XCT,XCU,XD,XT,XU,XX3,XXC3,XXCD,XXCT,XXCU XXD,XXT,XXU	
	91552-ZY3-000	COLLAR, 6.2X10X25.5	-	-	1	1	1	1	----- LD,LU	
54	91563-ZV5-000	COLLAR, DISTANCE, 6X10.5X25	1	1	1	1	1	1		
55	91651-ZY3-003	PLUG, HOLE, 5MM	1	1	1	1	1	1		
56	95011-63000	RUBBER C, STAND STOPPER	2	2	2	2	2	2	----- XCU,XT,XXT	
57	90102-ZX2-C00	BOLT-WASHER, 6X25	2	-	-	-	-	-	----- 1400019 ----- XD,XU,XXD	
			-	2	-	2	-	2		
			-	-	2	-	-	-	----- XCT,XT,XXT	
			-	-	2	-	-	-	----- 1700016 ----- XCD,XCU	
			-	-	2	-	-	-	----- 1700045 ----- LU,XD,XU,XXD,XXU	
			-	-	-	2	-	-	----- XCT,XT,XXCT,XXT	
			-	-	-	2	-	-	----- 1700022 ----- XCD,XCU,XXCD,XXCU	
			-	-	-	2	-	-	----- 1700078 ----- LD,LU,XD,XU,XXD,XXU	

F-3-20

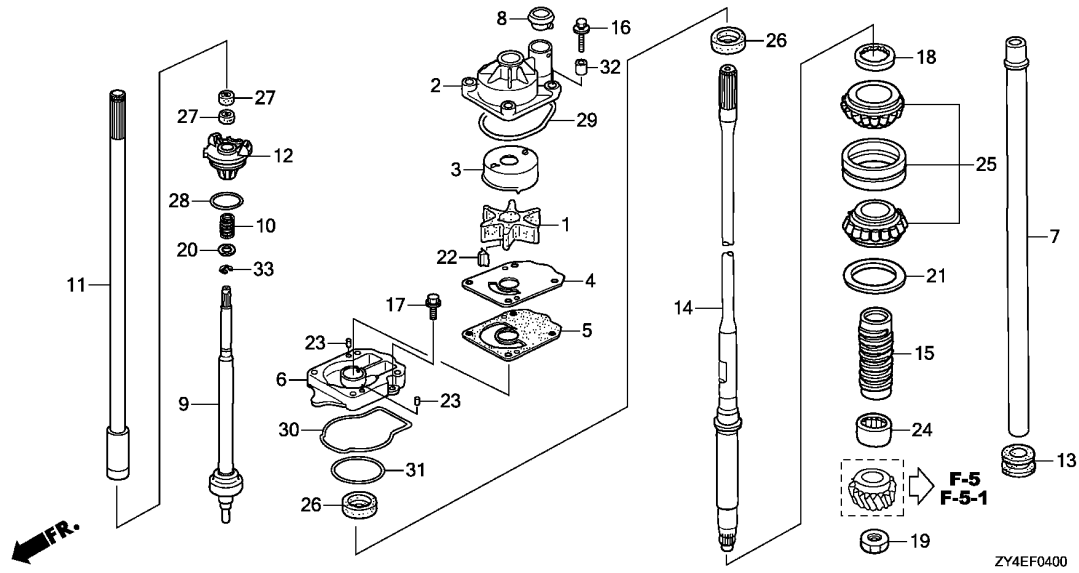
EXTENSION CASE



Ref. No.	Part No.	Description	Reqd. QTY						Serial No.	Parts catalogue code
			BF 175 AK2	BF 175 AK3	BF 200 AK2	BF 200 AK3	BF 225 AK2	BF 225 AK3		
58	90111-ZY3-000	BOLT, SPECIAL, 6X17	10	-	-	-	-	-	----- XCU,XT,XXT	
			11	-	-	-	-	1400018	----- XD,XU,XXD	
			10	-	-	-	-	1400019	----- XD,XU,XXD	
			-	10	-	-	10	-	----- XCT,XT,XXT	
			-	-	10	-	-	-	----- 1700015 XCD,XCU	
			-	-	11	-	-	-	----- 1700044 LU,XD,XU,XXD,XXU	
			-	-	10	-	-	1700016	----- XCD,XCU	
			-	10	-	-	-	1700045	----- LU,XD,XU,XXD,XXU	
			-	-	-	-	10	-	----- XCT,XT,XXCT,XXT	
			-	-	-	-	11	-	----- 1700021 XCD,XCU,XXCD,XXCU	
			-	-	-	-	11	-	----- 1700077 LD,LU,XD,XU,XXD,XXU	
			-	-	-	-	10	-	----- 1700022 XCD,XCU,XXCD,XXCU	
			-	-	-	-	10	-	----- 1700078 LD,LU,XD,XU,XXD,XXU	
59	63751-ZY3-C01	GROMMET, R. IDLE PORT	-	1	-	1	-	1	----- X3,XC3,XX3,XXC3	
60	63756-ZY3-C01	GROMMET, L. IDLE PORT	-	1	-	1	-	1	----- X3,XC3,XX3,XXC3	

F-4

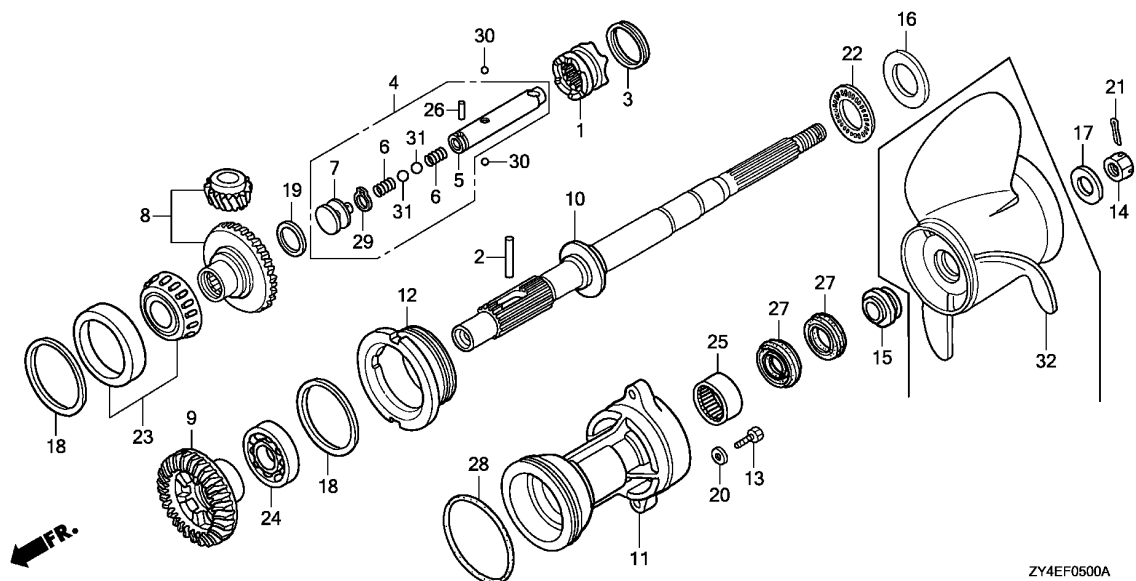
WATER PUMP/VERTICAL SHAFT



Ref. No.	Part No.	Description	Reqd. QTY						Serial No.	Parts catalogue code
			BF 175 AK2	BF 175 AK3	BF 200 AK2	BF 200 AK3	BF 225 AK2	BF 225 AK3		
19	90303-ZY3-000	NUT, HEX., 18MM	1	1	1	1	1	1		
20	90472-723-000	WASHER, PLAIN, 12MM	1	1	1	1	1	1		
21	90518-ZW1-B00	SHIM A, GEAR(0.10)	1	1	1	1	1	1		
	90519-ZW1-B00	SHIM B, GEAR(0.15)	1	1	1	1	1	1		
	90520-ZW1-B00	SHIM C, GEAR(0.30)	1	1	1	1	1	1		
	90521-ZW1-B00	SHIM D, GEAR(0.50)	1	1	1	1	1	1		
22	90752-ZY3-003	KEY, WOODRUFF	1	1	1	1	1	1		
23	90756-ZV5-000	DOWEL PIN, 6X10	2	2	2	2	2	2		
24	91053-ZY3-003	BEARING, NEEDLE, 32X46X37 ...	1	1	1	1	1	1		
25	91054-ZW1-B31	BEARING, TAPER ROLLER, 30X62X40	1	1	1	1	1	1		
26	91251-ZY3-C01	SEAL, WATER, 26X42X7	2	2	2	2	2	2		
27	91254-ZY3-003	SEAL, WATER, 12X21X6	2	2	2	2	2	2		
28	91308-MJ0-003	O-RING	1	1	1	1	1	1		
29	91356-ZY3-003	O-RING, WATER PUMP	1	1	1	1	1	1		
30	91358-ZY3-003	O-RING, WATER PUMP HOUSING ..	1	1	1	1	1	1		
31	91359-ZY3-003	O-RING, 69.1X2.4	1	1	1	1	1	1		
32	91551-ZY3-000	COLLAR, DISTANCE	4	4	4	4	4	4		
33	94540-10019	E-RING, 10MM	1	1	1	1	1	1		

F-5

PROPELLER SHAFT



Ref. No.	L.O.N.	(Relative ref. Number) Description	F.R.T.
1	2191B3	SHIFTER, CLUTCH	1.2
4		(30)	
4	2191C8	SLIDER ASSEMBLY, SHIFT	1.2
5	2191B0	SLIDER, SHIFT	1.3
7		(6,29,31)	
7	2191B7	PLATE, SHIFT	1.3
8	2091N7	GEAR SET, PINION AND BEVEL :FRONT	1.8
9	2091A7	GEAR, PROPELLER SHAFT BEVEL :REAR	1.7
10		(22)	
10	2131K1	SHAFT, PROPELLER	1.5
11	2191A6	HOLDER, PROPELLER SHAFT	1.8
23	2191A0	BEARING, PROPELLER SHAFT :FRONT	1.5
24	2191B8	BEARING, PROPELLER SHAFT :REAR	1.7
25	2131P4	BEARING, PROPELLER SHAFT NEEDLE	1.7
27	2131P3	WATER SEAL, PROPELLER SHAFT	1.6
28	2191B6	O-RING, PROPELLER SHAFT HOLDER	1.1
32	2191A8	PROPELLER, THREE BLADES	0.2

ZY4EF0500A

Ref. No.	Part No.	Description	Reqd. QTY						Serial No.	Parts catalogue code
			BF 175 AK2	BF 175 AK3	BF 200 AK2	BF 200 AK3	BF 225 AK2	BF 225 AK3		
1	24101-ZY3-A01	SHIFTER, CLUTCH	1	1	1	1	1	1	-----	LD,LU,X3,XD,XT,XU,XX3,XXD,XXT,XXU
2	24102-ZY3-000	PIN, SHIFTER, 8X50	1	1	1	1	1	1	-----	LD,LU,X3,XD,XT,XU,XX3,XXD,XXT,XXU
3	24103-ZY3-000	RING, CROSS PIN	1	1	1	1	1	1	-----	LD,LU,X3,XD,XT,XU,XX3,XXD,XXT,XXU
4	24113-ZY3-A01	SLIDER COMP., SHIFT	1	1	1	1	1	1	-----	LD,LU,X3,XD,XT,XU,XX3,XXD,XXT,XXU
5	24122-ZY3-A01	SLIDER, SHIFT	1	1	1	1	1	1	-----	LD,LU,X3,XD,XT,XU,XX3,XXD,XXT,XXU
6	24123-ZY3-000	SPRING, SHIFT	2	2	2	2	2	2	-----	LD,LU,X3,XD,XT,XU,XX3,XXD,XXT,XXU
7	24124-ZY3-310	PLATE, SHIFT	1	1	1	1	1	1	-----	LD,LU,X3,XD,XT,XU,XX3,XXD,XXT,XXU
8	41130-ZY3-C00	GEAR SET	1	1	1	1	1	1	-----	LD,LU,X3,XD,XT,XU,XX3,XXD,XXT,XXU
9	41151-ZY3-C00	GEAR, BEVEL(RVS. 28T)	1	1	1	1	1	1	-----	LD,LU,X3,XD,XT,XU,XX3,XXD,XXT,XXU
10	41161-ZY3-A00	SHAFT, PROPELLER	1	1	1	1	1	1	-----	LD,LU,X3,XD,XT,XU,XX3,XXD,XXT,XXU
11	41201-ZY3-C00ZB	HOLDER, PROPELLER SHAFT *NHB14M* AQUA MARINE SILVER METALLIC	1	1	1	1	1	1	-----	LD,LU,X3,XD,XT,XU,XX3,XXD,XXT,XXU
12	41202-ZY3-000	HOLDER, BEARING	1	1	1	1	1	1	-----	LD,LU,X3,XD,XT,XU,XX3,XXD,XXT,XXU
13	90123-ZY3-000	BOLT, HEX., 12X45	2	2	2	2	2	2	-----	LD,LU,X3,XD,XT,XU,XX3,XXD,XXT,XXU
14	90301-ZW1-B00	NUT, CASTLE, 18MM	1	1	1	1	1	1	-----	LD,LU,X3,XD,XT,XU,XX3,XXD,XXT,XXU
15	90506-ZY3-000	WASHER, PROPELLER THRUST	1	-	1	-	1	-	-----	LD,LU,XD,XT,XU,XXD,XXT,XXU
	90506-ZX2-C00		-	1	-	-	-	1	-----	X3,XX3
	90506-ZY3-000		-	1	-	-	-	-	1500069	XD,XT,XU,XXD,XXT
	90506-ZX2-C00		-	1	-	-	-	-	1500070	XD,XT,XU,XXD,XXT
	90506-ZY3-000		-	-	-	1	-	-	1800295	LU,XD,XT,XU,XXD,XXT,XXU
	90506-ZX2-C00		-	-	-	1	-	-	1800296	LU,XD,XT,XU,XXD,XXT,XXU
	90506-ZY3-000		-	-	-	-	1	-	1800626	LD,LU,XD,XT,XU,XXD,XXT,XXU
	90506-ZX2-C00		-	-	-	-	1	-	1800627	LD,LU,XD,XT,XU,XXD,XXT,XXU
16	90509-ZW5-711	WASHER, THRUST BEARING	1	1	1	1	1	1	-----	LD,LU,X3,XD,XT,XU,XX3,XXD,XXT,XXU
17	90512-ZY3-000	WASHER, PROPELLER	1	-	1	-	1	-	-----	LD,LU,XD,XT,XU,XXD,XXT,XXU

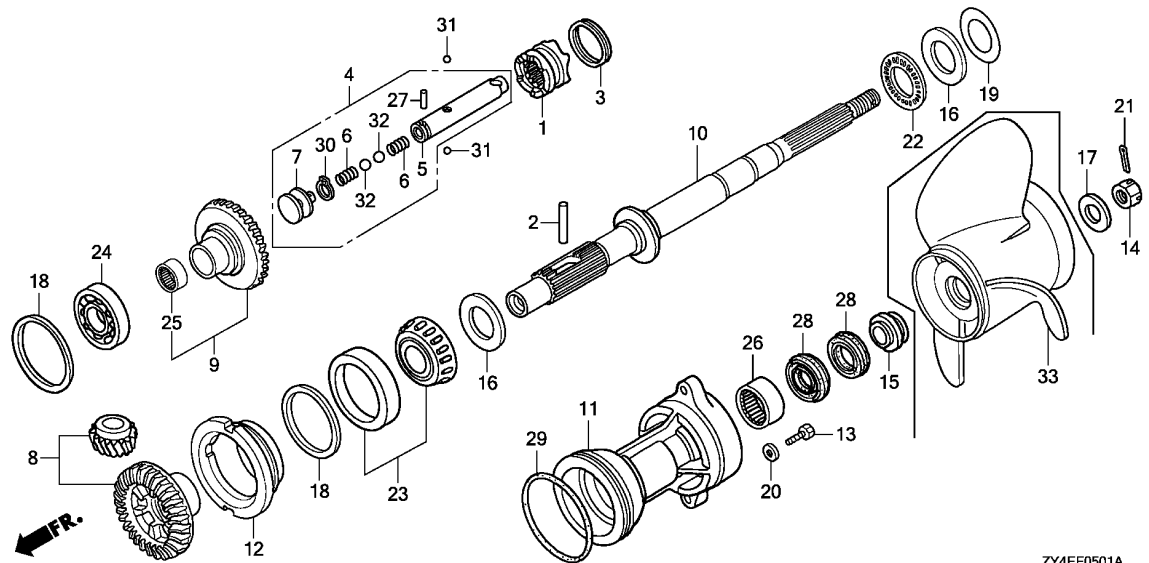
F-5

PROPELLER SHAFT

Ref. No.	Part No.	Description	Reqd. QTY						Serial No.	Parts catalogue code	
			BF 175 AK2	BF 175 AK3	BF 200 AK2	BF 200 AK3	BF 225 AK2	BF 225 AK3			
17)	90512-ZX2-C00	WASHER, PROPELLER	-	1	-	1	-	1	-----	-----	X3,XX3
	90512-ZY3-000	-	1	-	-	-	-	-----	1500069	XD,XT,XU,XXD,XXT
	90512-ZX2-C00	-	1	-	-	-	-	-----	1500070	XD,XT,XU,XXD,XXT
	90512-ZY3-000	-	-	-	1	-	-	-----	1800295	LU,XD,XT,XU,XXD,XXT,XXU
	90512-ZX2-C00	-	-	-	1	-	-	-----	1800296	LU,XD,XT,XU,XXD,XXT,XXU
	90512-ZY3-000	-	-	-	-	-	1	-----	1800626	LD,LU,XD,XT,XU,XXD,XXT,XXU
	90512-ZX2-C00	-	-	-	-	-	1	-----	1800627	LD,LU,XD,XT,XU,XXD,XXT,XXU
18	90528-ZY3-000	SHIM A, BEVEL(0.10)	2	2	2	2	2	2	-----	-----	LD,LU,X3,XD,XT,XU,XX3,XXD,XXT,XXU
	90529-ZY3-000	SHIM B, BEVEL(0.15)	2	2	2	2	2	2	-----	-----	LD,LU,X3,XD,XT,XU,XX3,XXD,XXT,XXU
	90530-ZY3-000	SHIM C, BEVEL(0.30)	2	2	2	2	2	2	-----	-----	LD,LU,X3,XD,XT,XU,XX3,XXD,XXT,XXU
	90531-ZY3-000	SHIM D, BEVEL(0.50)	2	2	2	2	2	2	-----	-----	LD,LU,X3,XD,XT,XU,XX3,XXD,XXT,XXU
19	90548-ZY3-000	SHIM A, THRUST(2.75)	1	1	1	1	1	1	-----	-----	LD,LU,X3,XD,XT,XU,XX3,XXD,XXT,XXU
	90549-ZY3-000	SHIM B, THRUST(2.80)	1	1	1	1	1	1	-----	-----	LD,LU,X3,XD,XT,XU,XX3,XXD,XXT,XXU
	90550-ZY3-000	SHIM C, THRUST(2.85)	1	1	1	1	1	1	-----	-----	LD,LU,X3,XD,XT,XU,XX3,XXD,XXT,XXU
	90551-ZY3-000	SHIM D, THRUST(2.90)	1	1	1	1	1	1	-----	-----	LD,LU,X3,XD,XT,XU,XX3,XXD,XXT,XXU
	90552-ZY3-000	SHIM E, THRUST(2.95)	1	1	1	1	1	1	-----	-----	LD,LU,X3,XD,XT,XU,XX3,XXD,XXT,XXU
	90553-ZY3-000	SHIM F, THRUST(3.00)	1	1	1	1	1	1	-----	-----	LD,LU,X3,XD,XT,XU,XX3,XXD,XXT,XXU
	90554-ZY3-000	SHIM G, THRUST(3.05)	1	1	1	1	1	1	-----	-----	LD,LU,X3,XD,XT,XU,XX3,XXD,XXT,XXU
	90555-ZY3-000	SHIM H, THRUST(3.10)	1	1	1	1	1	1	-----	-----	LD,LU,X3,XD,XT,XU,XX3,XXD,XXT,XXU
	90556-ZY3-000	SHIM I, THRUST(2.70)	1	1	1	1	1	1	-----	-----	LD,LU,X3,XD,XT,XU,XX3,XXD,XXT,XXU
	90557-ZY3-000	SHIM J, THRUST(2.65)	1	1	1	1	1	1	-----	-----	LD,LU,X3,XD,XT,XU,XX3,XXD,XXT,XXU
	90558-ZY3-000	SHIM K, THRUST(2.60)	1	1	1	1	1	1	-----	-----	LD,LU,X3,XD,XT,XU,XX3,XXD,XXT,XXU
	90559-ZY3-000	SHIM L, THRUST(2.55)	1	1	1	1	1	1	-----	-----	LD,LU,X3,XD,XT,XU,XX3,XXD,XXT,XXU
	90560-ZY3-000	SHIM M, THRUST(2.50)	1	1	1	1	1	1	-----	-----	LD,LU,X3,XD,XT,XU,XX3,XXD,XXT,XXU
20	90559-ZV5-000	WASHER, PLAIN, 12MM	2	2	2	2	2	2	-----	-----	LD,LU,X3,XD,XT,XU,XX3,XXD,XXT,XXU
21	90758-ZW1-B00	PIN, SPLIT, 4.0	1	1	1	1	1	1	-----	-----	LD,LU,X3,XD,XT,XU,XX3,XXD,XXT,XXU
22	91005-PT2-N01	BEARING, THRUST(F)	1	1	1	1	1	1	-----	-----	LD,LU,X3,XD,XT,XU,XX3,XXD,XXT,XXU
23	91051-ZY3-003	BEARING, TAPER, 50X90X21.5 ..	1	1	1	1	1	1	-----	-----	LD,LU,X3,XD,XT,XU,XX3,XXD,XXT,XXU
24	91055-ZY3-003	BEARING, ANGULAR, 50X90X30.2	1	1	1	1	1	1	-----	-----	LD,LU,X3,XD,XT,XU,XX3,XXD,XXT,XXU
25	91057-ZY3-003	BEARING, NEEDLE, 32X42X30 ...	1	1	1	1	1	1	-----	-----	LD,LU,X3,XD,XT,XU,XX3,XXD,XXT,XXU
26	91151-ZY3-000	ROLLER, 3X13.8	1	1	1	1	1	1	-----	-----	LD,LU,X3,XD,XT,XU,XX3,XXD,XXT,XXU
27	91252-ZZ3-003	SEAL, WATER, 30X45X7	2	2	2	2	2	2	-----	-----	LD,LU,X3,XD,XT,XU,XX3,XXD,XXT,XXU
28	91351-ZY3-C00	O-RING, 110X3.1	1	1	1	1	1	1	-----	-----	LD,LU,X3,XD,XT,XU,XX3,XXD,XXT,XXU
29	94510-15000	CIRCLIP, EXTERNAL, 15MM	1	1	1	1	1	1	-----	-----	LD,LU,X3,XD,XT,XU,XX3,XXD,XXT,XXU
30	96211-07000	BALL, STEEL, #7(7/32)	2	2	2	2	2	2	-----	-----	LD,LU,X3,XD,XT,XU,XX3,XXD,XXT,XXU
31	96211-12000	BALL, STEEL, #12(3/8)	2	2	2	2	2	2	-----	-----	LD,LU,X3,XD,XT,XU,XX3,XXD,XXT,XXU
32	58130-ZY3-T20	PROPELLER COMP., THREE BLADES (14X19)(SUS)	-	1	-	1	-	1	-----	-----	X3,XX3

F-5-1

PROPELLER SHAFT(COUNTER ROTATION)



ZY4EF0501A

Ref. No.	L.O.N.	(Relative ref. Number) Description	F.R.T.
1	2191B3	SHIFTER, CLUTCH (31)	1.2
4	2191C8	SLIDER ASSEMBLY, SHIFT	1.2
5	2191B0	SLIDER, SHIFT (6,30,32)	1.3
7	2191B7	PLATE, SHIFT	1.3
8	2091N8	GEAR SET, PINION AND BEVEL :REAR	2.3
9	2091A6	GEAR, PROPELLER SHAFT BEVEL :FRONT (22)	1.5
10	2131K1	SHAFT, PROPELLER	1.5
11	2191A6	HOLDER, PROPELLER SHAFT	1.8
23	2191B8	BEARING, PROPELLER SHAFT :REAR	1.7
24	2191A0	BEARING, PROPELLER SHAFT :FRONT	1.5
26	2131P4	BEARING, PROPELLER SHAFT NEEDLE	1.7
28	2131P3	WATER SEAL, PROPELLER SHAFT	1.6
29	2191B6	O-RING, PROPELLER SHAFT HOLDER	1.1
33	2191A8	PROPELLER, THREE BLADES	0.2

3

Ref. No.	Part No.	Description	Reqd. QTY						Serial No.	Parts catalogue code
			BF 175 AK2	BF 175 AK3	BF 200 AK2	BF 200 AK3	BF 225 AK2	BF 225 AK3		
1	24101-ZY3-A01	SHIFTER, CLUTCH	1	-	1	1	1	1	-----	XC3,XCD,XCT,XCU,XXC3,XXCD,XXCT,XXCU
7	24102-ZY3-000	PIN, SHIFTER, 8X50	1	-	1	1	1	1	-----	XC3,XCD,XCT,XCU,XXC3,XXCD,XXCT,XXCU
3	24103-ZY3-000	RING, CROSS PIN	1	-	1	1	1	1	-----	XC3,XCD,XCT,XCU,XXC3,XXCD,XXCT,XXCU
4	24113-ZY3-A01	SLIDER COMP., SHIFT	1	-	1	1	1	1	-----	XC3,XCD,XCT,XCU,XXC3,XXCD,XXCT,XXCU
5	24122-ZY3-A01	SLIDER, SHIFT	1	-	1	1	1	1	-----	XC3,XCD,XCT,XCU,XXC3,XXCD,XXCT,XXCU
6	24123-ZY3-000	SPRING, SHIFT	2	-	2	2	2	2	-----	XC3,XCD,XCT,XCU,XXC3,XXCD,XXCT,XXCU
7	24124-ZY3-310	PLATE, SHIFT	1	-	1	1	1	1	-----	XC3,XCD,XCT,XCU,XXC3,XXCD,XXCT,XXCU
8	41130-ZY3-E00	GEAR SET(COUNTER ROTATION)	1	-	1	1	1	1	-----	XC3,XCD,XCT,XCU,XXC3,XXCD,XXCT,XXCU
9	41150-ZY3-E00	GEAR COMP., BEVEL(RVS. 28T) (COUNTER ROTATION)	1	-	1	1	1	1	-----	XC3,XCD,XCT,XCU,XXC3,XXCD,XXCT,XXCU
10	41161-ZY3-B00	SHAFT, PROPELLER (COUNTER ROTATION)	1	-	1	1	1	1	-----	XC3,XCD,XCT,XCU,XXC3,XXCD,XXCT,XXCU
11	41201-ZY3-C00ZB	HOLDER, PROPELLER SHAFT *NHB14M*	1	-	1	1	1	1	-----	XC3,XCD,XCT,XCU,XXC3,XXCD,XXCT,XXCU
12	41202-ZY3-700	AQUA MARINE SILVER METALLIC HOLDER, BEARING(C/R)	1	-	1	1	1	1	-----	XC3,XCD,XCT,XCU,XXC3,XXCD,XXCT,XXCU
13	90123-ZY3-000	BOLT, HEX., 12X45	2	-	2	2	2	2	-----	XC3,XCD,XCT,XCU,XXC3,XXCD,XXCT,XXCU
14	90301-ZW1-B00	NUT, CASTLE, 18MM	1	-	1	1	1	1	-----	XC3,XCD,XCT,XCU,XXC3,XXCD,XXCT,XXCU
15	90506-ZY3-000	WASHER, PROPELLER THRUST	1	-	1	-	1	-	-----	XCD,XCT,XCU,XXCD,XXCT,XXCU
	90506-ZX2-C00		-	-	-	1	-	1	-----	XC3,XXC3
	90506-ZY3-000		-	-	-	1	-	-	1800036	XCD,XCT,XCU
	90506-ZX2-C00		-	-	-	1	-	-	1800037	XCD,XCT,XCU
	90506-ZY3-000		-	-	-	-	-	1	1800214	XCD,XCT,XCU,XXCD,XXCT,XXCU
	90506-ZX2-C00		-	-	-	-	-	1	1800215	XCD,XCT,XCU,XXCD,XXCT,XXCU
16	90509-ZW5-711	WASHER, THRUST BEARING	2	-	2	2	2	2	-----	XC3,XCD,XCT,XCU,XXC3,XXCD,XXCT,XXCU
17	90512-ZY3-000	WASHER, PROPELLER	1	-	1	-	1	-	-----	XCD,XCT,XCU,XXCD,XXCT,XXCU

F-5-1

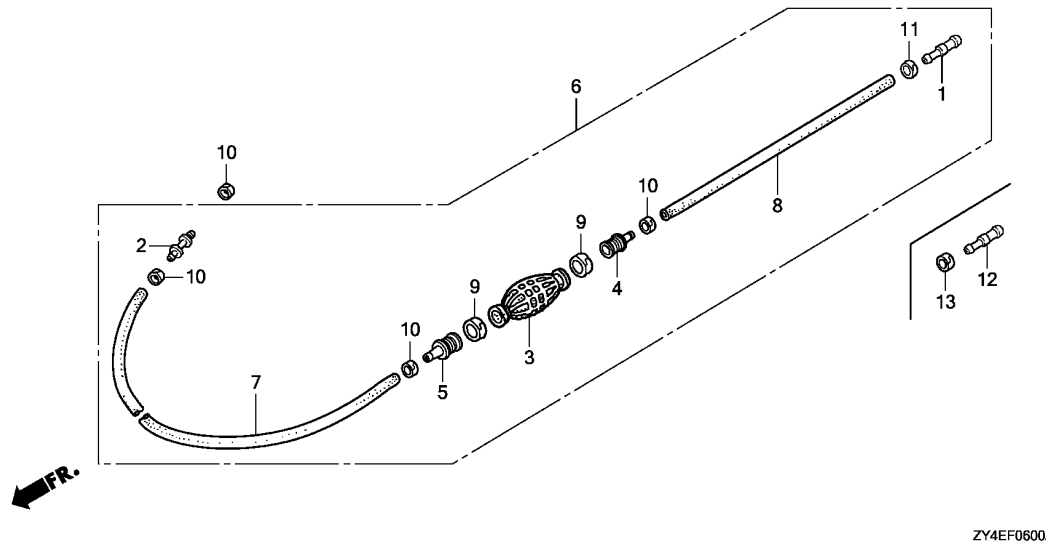
PROPELLER SHAFT(COUNTER ROTATION)

Ref. No.	Part No.	Description	Reqd. QTY						Serial No.	Parts catalogue code	
			BF 175 AK2	BF 175 AK3	BF 200 AK2	BF 200 AK3	BF 225 AK2	BF 225 AK3			
17)	90512-ZX2-C00	WASHER, PROPELLER	-	-	-	1	-	1	-----	-----	XC3,XXC3
	90512-ZY3-000	-	-	-	1	-	-	-----	1800036	XCD,XCT,XCU
	90512-ZX2-C00	-	-	-	1	-	-	-----	1800037	XCD,XCT,XCU
	90512-ZY3-000	-	-	-	-	-	1	-----	1800214	XCD,XCT,XCU,XXCD,XXCT,XXCU
	90512-ZX2-C00	-	-	-	-	-	1	-----	1800215	XCD,XCT,XCU,XXCD,XXCT,XXCU
18	90528-ZY3-000	SHIM A, BEVEL(0.10)	2	-	2	2	2	2	-----	-----	XC3,XCD,XCT,XCU,XXC3,XXCD,XXCT,XXCU
	90529-ZY3-000	SHIM B, BEVEL(0.15)	2	-	2	2	2	2	-----	-----	XC3,XCD,XCT,XCU,XXC3,XXCD,XXCT,XXCU
	90530-ZY3-000	SHIM C, BEVEL(0.30)	2	-	2	2	2	2	-----	-----	XC3,XCD,XCT,XCU,XXC3,XXCD,XXCT,XXCU
	90531-ZY3-000	SHIM D, BEVEL(0.50)	2	-	2	2	2	2	-----	-----	XC3,XCD,XCT,XCU,XXC3,XXCD,XXCT,XXCU
19	90548-ZW5-710	SHIM A, THRUST(0.10)	1	-	1	1	1	1	-----	-----	XC3,XCD,XCT,XCU,XXC3,XXCD,XXCT,XXCU
	90549-ZW5-710	SHIM B, THRUST(0.15)	1	-	1	1	1	1	-----	-----	XC3,XCD,XCT,XCU,XXC3,XXCD,XXCT,XXCU
	90550-ZW5-710	SHIM C, THRUST(0.30)	1	-	1	1	1	1	-----	-----	XC3,XCD,XCT,XCU,XXC3,XXCD,XXCT,XXCU
	90551-ZW5-710	SHIM D, THRUST(0.50)	1	-	1	1	1	1	-----	-----	XC3,XCD,XCT,XCU,XXC3,XXCD,XXCT,XXCU
20	90559-ZV5-000	WASHER, PLAIN, 12MM	2	-	2	2	2	2	-----	-----	XC3,XCD,XCT,XCU,XXC3,XXCD,XXCT,XXCU
21	90758-ZW1-B00	PIN, SPLIT, 4.0	1	-	1	1	1	1	-----	-----	XC3,XCD,XCT,XCU,XXC3,XXCD,XXCT,XXCU
22	91005-PT2-N01	BEARING, THRUST(F)	1	-	1	1	1	1	-----	-----	XC3,XCD,XCT,XCU,XXC3,XXCD,XXCT,XXCU
23	91051-ZY3-003	BEARING, TAPER, 50X90X21.5 ..	1	-	1	1	1	1	-----	-----	XC3,XCD,XCT,XCU,XXC3,XXCD,XXCT,XXCU
24	91055-ZY3-003	BEARING, ANGULAR, 50X90X30.2	1	-	1	1	1	1	-----	-----	XC3,XCD,XCT,XCU,XXC3,XXCD,XXCT,XXCU
25	91056-ZY3-711	BEARING, NEEDLE, 28X39X30 ...	1	-	1	1	1	1	-----	-----	XC3,XCD,XCT,XCU,XXC3,XXCD,XXCT,XXCU
26	91057-ZY3-003	BEARING, NEEDLE, 32X42X30 ...	1	-	1	1	1	1	-----	-----	XC3,XCD,XCT,XCU,XXC3,XXCD,XXCT,XXCU
27	91151-ZY3-000	ROLLER, 3X13.8	1	-	1	1	1	1	-----	-----	XC3,XCD,XCT,XCU,XXC3,XXCD,XXCT,XXCU
28	91252-ZZ3-003	SEAL, WATER, 30X45X7	2	-	2	2	2	2	-----	-----	XC3,XCD,XCT,XCU,XXC3,XXCD,XXCT,XXCU
29	91351-ZY3-C00	O-RING, 110X3.1	1	-	1	1	1	1	-----	-----	XC3,XCD,XCT,XCU,XXC3,XXCD,XXCT,XXCU
30	94510-15000	CIRCLIP, EXTERNAL, 15MM	1	-	1	1	1	1	-----	-----	XC3,XCD,XCT,XCU,XXC3,XXCD,XXCT,XXCU
31	96211-07000	BALL, STEEL, #7(7/32)	2	-	2	2	2	2	-----	-----	XC3,XCD,XCT,XCU,XXC3,XXCD,XXCT,XXCU
32	96211-12000	BALL, STEEL, #12(3/8)	2	-	2	2	2	2	-----	-----	XC3,XCD,XCT,XCU,XXC3,XXCD,XXCT,XXCU
33	58180-ZY3-T20	PROPELLER COMP., THREE BLADES (14X19)(C/R)	-	-	-	1	-	1	-----	-----	XC3,XXC3



F-6

FUEL TUBE(1)



Ref. L.O.N. (Relative ref. Number) F.R.T.
No. Description

NO INFORMATION

3

Ref. No.	Part No.	Description	Reqd. QTY						Serial No.	Parts catalogue code	
			BF 175 AK2	BF 175 AK3	BF 200 AK2	BF 200 AK3	BF 225 AK2	BF 225 AK3			
1	16966-MR1-000	JOINT, FUEL TUBE	1	-	1	-	1	-	-----	1500169 XD,XT,XU,XXD,XXT	
			-	1	-	-	-	-	-----	1800065 XCD,XCT,XCU	
			-	-	-	1	-	-	-----	1800607 LU,XD,XT,XU,XXD,XXT,XXU	
			-	-	-	-	-	1	-----	1800411 XCD,XCT,XCU,XXCD,XXCT,XXCU	
			-	-	-	-	-	1	-----	1801018 LD,LU,XD,XT,XU,XXD,XXT,XXU	
2	16966-MR5-000	JOINT, FUEL TUBE	1	1	1	1	1	1	-----		
3	17661-921-010	BULB, PRIMER	1	1	1	1	1	1	-----		
4	17665-ZX2-003	VALVE COMP., IN.	1	-	-	-	-	-	-----	----- XT,XXT	
	17665-ZV5-000	1	-	-	-	-	-	-----	1400045 XCU,XD,XU,XXD	
	17665-ZX2-003	1	-	-	-	-	1400046	-----	----- XCU,XD,XU,XXD	
			-	1	-	1	-	1	-----	----- XCT,XT,XXT	
	17665-ZV5-000	-	-	1	-	-	-	-----	1700028 XCD,XCU	
			-	-	1	-	-	-	-----	1700079 LU,XD,XU,XXD,XXU	
	17665-ZX2-003	-	-	1	-	-	1700029	-----	----- XCD,XCU	
			-	-	1	-	-	1700080	-----	----- LU,XD,XU,XXD,XXU	
			-	-	-	-	1	-	-----	----- XCT,XT,XXCT,XXT	
	17665-ZV5-000	-	-	-	-	1	-	-----	1700063 XCD,XCU,XXCD,XXCU	
			-	-	-	-	1	-	-----	1700296 LD,LU,XD,XU,XXD,XXU	
	17665-ZX2-003	-	-	-	-	1	-	1700064	-----	----- XCD,XCU,XXCD,XXCU
			-	-	-	-	1	-	1700297	-----	----- LD,LU,XD,XU,XXD,XXU
5	17680-ZX2-003	VALVE COMP., OUTLET	1	-	-	-	-	-	-----	----- XT,XXT	
	17680-ZV4-000	1	-	-	-	-	-	-----	1400045 XCU,XD,XU,XXD	
	17680-ZX2-003	1	-	-	-	-	1400046	-----	----- XCU,XD,XU,XXD	
			-	1	-	1	-	1	-----	----- XCT,XT,XXT	
	17680-ZV4-000	-	-	1	-	-	-	-----	1700028 XCD,XCU	
			-	-	1	-	-	-	-----	1700079 LU,XD,XU,XXD,XXU	

F-6

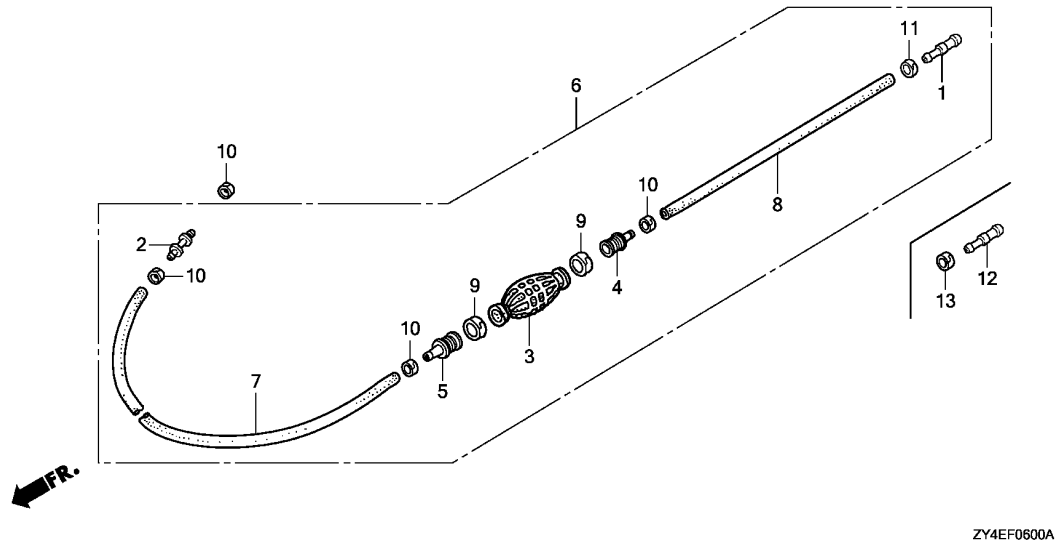
FUEL TUBE(1)

Ref. No.	Part No.	Description	Reqd. QTY						Serial No.	Parts catalogue code
			BF 175 AK2	BF 175 AK3	BF 200 AK2	BF 200 AK3	BF 225 AK2	BF 225 AK3		
(5)	17680-ZX2-003	VALVE COMP., OUTLET	-	-	1	-	-	-	1700029 ----- XCD,XCU	
			-	-	1	-	-	-	1700080 ----- LU, XD, XU, XXD, XXU	
	17680-ZV4-000	-	-	-	-	1	-	----- XCT, XT, XXCT, XXT	
			-	-	-	-	1	-	1700063 XCD, XCU, XXCD, XXCU	
	17680-ZX2-003	-	-	-	-	1	-	1700296 LD, LU, XD, XU, XXD, XXU	
			-	-	-	-	1	-	1700064 ----- XCD, XCU, XXCD, XXCU	
			-	-	-	-	1	-	1700297 ----- LD, LU, XD, XU, XXD, XXU	
6	17700-ZX2-000	TUBE ASSY., FUEL TANK (JOINT TYPE)	1	-	1	-	1	-	----- XCT, XT, XXCT, XXT	
	17700-ZY3-010	TUBE ASSY., FUEL (JOINT TYPE)	1	-	-	-	-	-	1400045 XCU, XD, XU, XXD	
	17700-ZX2-000	TUBE ASSY., FUEL TANK (JOINT TYPE)	1	-	-	-	-	-	1400046 ----- XCU, XD, XU, XXD	
	17700-ZX2-010	-	1	-	1	-	1	----- X3, XC3, XX3, XXC3	
	17700-ZX2-000	-	1	-	-	-	-	1500169 XD, XT, XU, XXD, XXT	
	17700-ZX2-010	-	1	-	-	-	-	1500170 ----- XD, XT, XU, XXD, XXT	
	17700-ZY3-010	TUBE ASSY., FUEL (JOINT TYPE)	-	-	1	-	-	-	1700028 XCD, XCU	
			-	-	1	-	-	-	1700079 LU, XD, XU, XXD, XXU	
	17700-ZX2-000	TUBE ASSY., FUEL TANK (JOINT TYPE)	-	-	1	-	-	-	1700029 ----- XCD, XCU	
			-	-	1	-	-	-	1700080 ----- LU, XD, XU, XXD, XXU	
			-	-	-	1	-	-	1800065 XCD, XCT, XCU	
			-	-	-	1	-	-	1800607 LU, XD, XT, XU, XXD, XXT, XXU	
	17700-ZX2-010	-	-	-	1	-	-	1800066 ----- XCD, XCT, XCU	
			-	-	-	1	-	-	1800608 ----- LU, XD, XT, XU, XXD, XXT, XXU	
	17700-ZY3-010	TUBE ASSY., FUEL (JOINT TYPE)	-	-	-	-	1	-	1700063 XCD, XCU, XXCD, XXCU	
			-	-	-	-	1	-	1700296 LD, LU, XD, XU, XXD, XXU	
	17700-ZX2-000	TUBE ASSY., FUEL TANK (JOINT TYPE)	-	-	-	-	1	-	1700064 ----- XCD, XCU, XXCD, XXCU	
			-	-	-	-	1	-	1700297 ----- LD, LU, XD, XU, XXD, XXU	
			-	-	-	-	-	1	1800411 XCD, XCT, XCU, XXCD, XXCT, XXCU	
			-	-	-	-	-	1	1801018 LD, LU, XD, XT, XU, XXD, XXT, XXU	
	17700-ZX2-010	-	-	-	-	-	1	1800412 ----- XCD, XCT, XCU, XXCD, XXCT, XXCU	
			-	-	-	-	-	1	1801019 ----- LD, LU, XD, XT, XU, XXD, XXT, XXU	
7	17701-ZV5-000	TUBE, FUEL LONG(7.3X2000) ...	1	1	1	1	1	1		
8	95001-75500-40	TUBE, FUEL, 7.3X500 (95001-75001-60M)	1	-	-	-	-	-	----- XT, XXT	
	17702-ZV4-000	TUBE, FUEL SHORT(6.3X500) ...	1	-	-	-	-	-	1400045 XCU, XD, XU, XXD	
	95001-75500-40	TUBE, FUEL, 7.3X500 (95001-75001-60M)	1	-	-	-	-	-	1400046 ----- XCU, XD, XU, XXD	
			-	1	-	1	-	1	----- XCT, XT, XXT	
	17702-ZV4-000	TUBE, FUEL SHORT(6.3X500) ...	-	-	1	-	-	-	1700028 XCD, XCU	
			-	-	1	-	-	-	1700079 LU, XD, XU, XXD, XXU	
	95001-75500-40	TUBE, FUEL, 7.3X500 (95001-75001-60M)	-	-	1	-	-	-	1700029 ----- XCD, XCU	
			-	-	1	-	-	-	1700080 ----- LU, XD, XU, XXD, XXU	
			-	-	-	-	1	-	----- XCT, XT, XXCT, XXT	
	17702-ZV4-000	TUBE, FUEL SHORT(6.3X500) ...	-	-	-	-	1	-	1700063 XCD, XCU, XXCD, XXCU	
			-	-	-	-	1	-	1700296 LD, LU, XD, XU, XXD, XXU	
	95001-75500-40	TUBE, FUEL, 7.3X500 (95001-75001-60M)	-	-	-	-	1	-	1700064 ----- XCD, XCU, XXCD, XXCU	
			-	-	-	-	1	-	1700297 ----- LD, LU, XD, XU, XXD, XXU	
9	17703-921-010	BAND, TUBE CLIP, 20MM	2	2	2	2	2	2		
10	17704-ZV4-010	BAND, TUBE CLIP, 12.5MM	4	4	4	4	4	4		



F-6

FUEL TUBE(1)

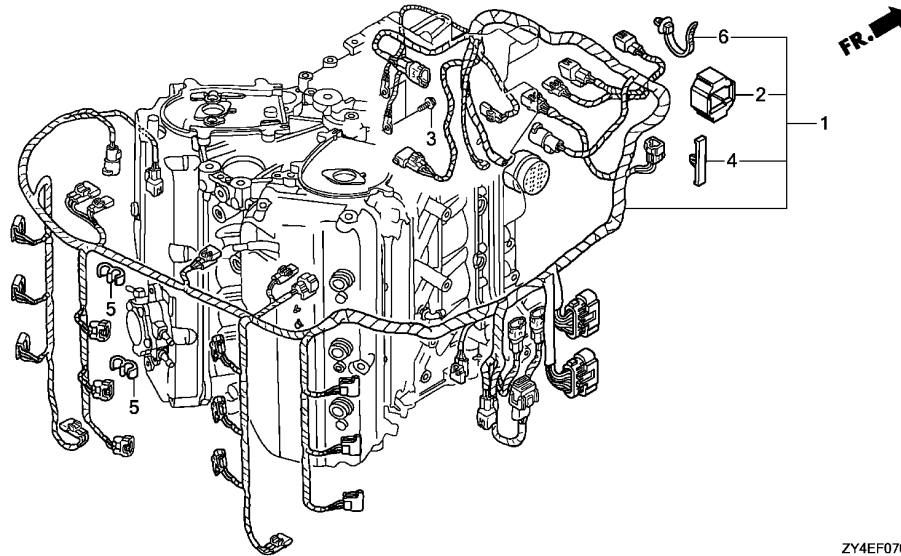


ZY4EF0600A

Ref. No.	Part No.	Description	Reqd. QTY						Serial No.	Parts catalogue code
			BF 175 AK2	BF 175 AK3	BF 200 AK2	BF 200 AK3	BF 225 AK2	BF 225 AK3		
11	17704-ZV4-010	BAND, TUBE CLIP, 12.5MM	1	-	1	-	1	-	-----	1500169 XD,XT,XU,XXD,XXT
			-	1	-	-	-	-	-----	1800065 XCD,XCT,XCU
			-	-	-	1	-	-	-----	1800607 LU,XD,XT,XU,XXD,XXT,XXU
			-	-	-	-	-	1	-----	1800411 XCD,XCT,XCU,XXCD,XXCT,XXCU
			-	-	-	-	-	1	-----	1801018 LD,LU,XD,XT,XU,XXD,XXT,XXU
12	16966-MR1-000	JOINT, FUEL TUBE	-	1	-	1	-	1	-----	X3,XC3,XX3,XXC3
			-	1	-	-	-	1500170	-----	XD,XT,XXD,XXT
			-	-	-	1	-	1800066	-----	XCD,XCT
			-	-	-	1	-	1800608	-----	XD,XT,XXD,XXT
			-	-	-	-	-	1800412	-----	XCD,XCT,XXCD,XXCT
13	17704-ZV4-010	BAND, TUBE CLIP, 12.5MM	-	1	-	1	-	1	-----	LD,XD,XT,XXD,XXT
			-	1	-	-	-	1500170	-----	X3,XC3,XX3,XXC3
			-	-	-	1	-	1800066	-----	XD,XT,XXD,XXT
			-	-	-	1	-	1800608	-----	XCD,XCT
			-	-	-	-	-	1800412	-----	XD,XT,XXD,XXT
-	-	-	-	-	1800412	-----	XCD,XCT,XXCD,XXCT			
-	-	-	-	-	1801019	-----	LD,XD,XT,XXD,XXT			

F-7

WIRE HARNESS

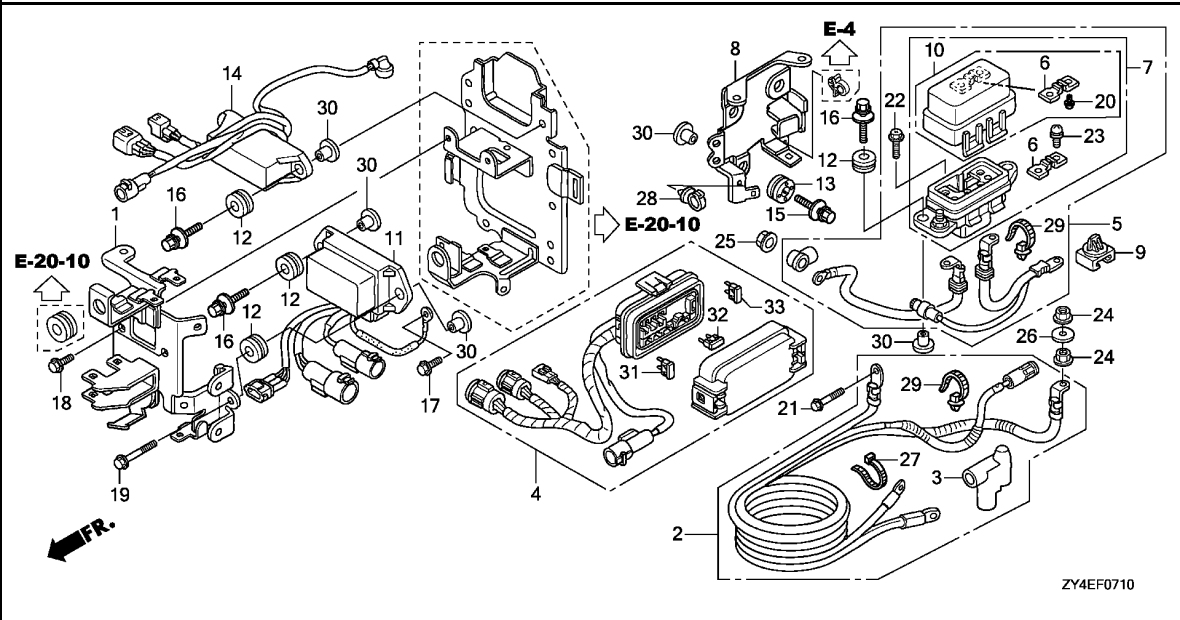


Ref. No.	L.O.N.	(Relative ref. Number) Description	F.R.T.
1	6111C3	HARNESS, MAIN WIRENOTE: AK2 model	2.3
	6111H2	HARNESS, MAIN WIRE(A)NOTE: AK3- model	2.0

Ref. No.	Part No.	Description	Reqd. QTY						Serial No.	Parts catalogue code
			BF 175 AK2	BF 175 AK3	BF 200 AK2	BF 200 AK3	BF 225 AK2	BF 225 AK3		
1	32100-ZY2-C00	HARNESS ASSY., MAIN WIRE	1	-	1	-	-	-	-----	LU,XCD,XCU,XD,XU,XXD,XXU
	32100-ZY2-G70	HARNESS ASSY., MAIN	1	-	1	-	-	-	-----	XCT,XT,XXT
	32100-ZY2-H01	HARNESS ASSY., MAIN WIRE	-	1	-	1	-	-	-----	X3,XC3,XX3
	32100-ZY2-K70	-	1	-	1	-	-	-----	XCT,XT,XXT
	32100-ZY2-H00	-	1	-	-	-	-	1500040	XD,XU,XXD
	32100-ZY2-H01	-	1	-	-	-	-	1500041	XD,XU,XXD
	32100-ZY2-H00	-	-	-	1	-	-	-----	LU,XD,XU,XXD,XXU
	32100-ZY2-H01	-	-	-	1	-	-	1800018	XCD,XCU
	32100-ZY3-C00	-	-	-	1	-	-	1800019	XCD,XCU
	32100-ZY3-G70	-	-	-	1	-	-	-----	LD,LU,XCD,XCU,XD,XU,XXCD,XXCU,XXD,XXU
	32100-ZX2-010	HARNESS ASSY., MAIN	-	-	-	-	1	-	-----	XCT,XT,XXCT,XXT
	32100-ZX2-000	HARNESS ASSY., MAIN WIRE	-	-	-	-	1	-	-----	X3,XC3,XX3,XXC3
	32100-ZX2-000	-	-	-	-	1	-	1800193	XCD,XCU,XXCD,XXCU
	32100-ZY3-K70	-	-	-	-	1	-	1800203	XCT,XXCT
	32100-ZX2-000	-	-	-	-	1	-	1800453	LD,LU,XD,XU,XXD,XXU
	32100-ZY3-K70	-	-	-	-	1	-	1800526	XT,XXT
	32100-ZX2-010	-	-	-	-	1	1800194	-----	XCD,XCU,XXCD,XXCU
	32100-ZY3-K71	-	-	-	-	1	1800204	-----	XCT,XXCT
	32100-ZX2-010	-	-	-	-	1	1800454	-----	LD,LU,XD,XU,XXD,XXU
	32100-ZY3-K71	-	-	-	-	1	1800527	-----	XT,XXT
2	32127-ZZ3-000	SUSPENSION, COUPLER	1	1	1	1	1	1		
3	90013-ZW9-000	BOLT, FLANGE, 6X12	2	2	2	2	2	2		
4	90653-ZY3-003	CLIP, WIRE HARNESS	3	3	3	3	3	3		
5	90654-ZY3-003	CLIP A, HARNESS	2	-	2	-	2	-		
6	91541-S0A-003	CLIP, HARNESS BAND(BLACK) (145MM)	10	15	10	15	10	15		

F-7-10

STARTER CABLE(1)



Ref. No.	L.O.N.	(Relative ref. Number) Description	F.R.T.
1	6121A7	BRACKET, COUPLER	0.5
2	610115	CABLE, BATTERY STARTER	0.5
4	6111G5	CABLE, MAIN FUSE	0.4
5	6131C9	CABLE, ALTERNATOR FUSE	0.4
11	616149	RELAY, POWER TILT	0.5
14	621101	RELAY, MAIN	0.7

.NOTE: AK2 model

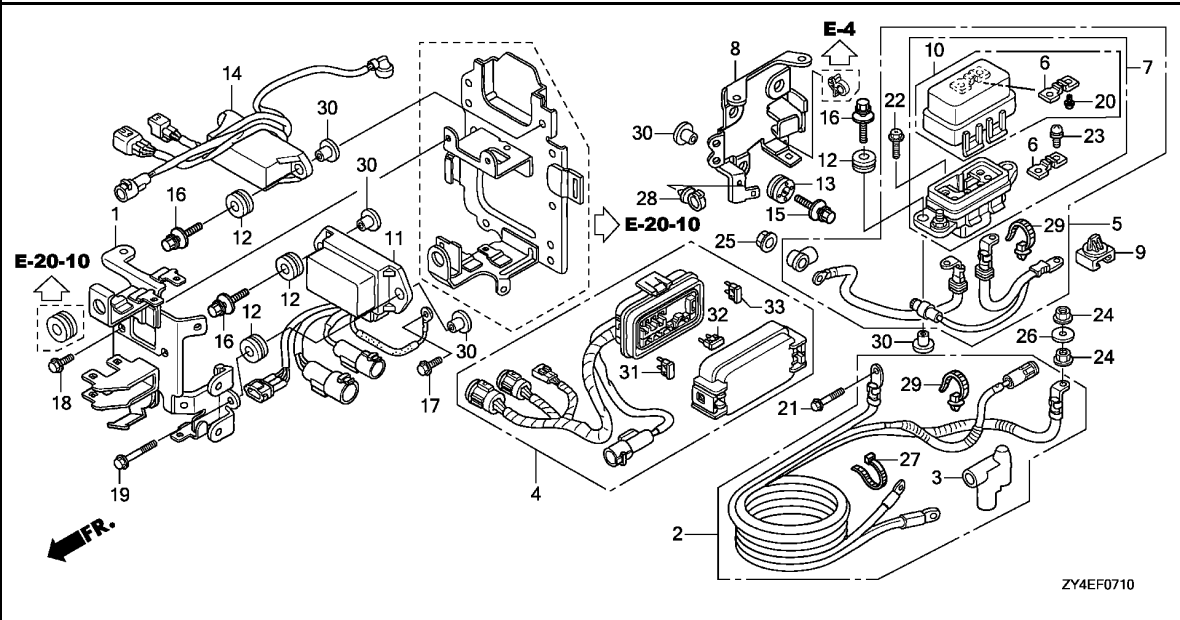
ZY4EF0710

3

Ref. No.	Part No.	Description	Reqd. QTY						Serial No.	Parts catalogue code
			BF 175 AK2	BF 175 AK3	BF 200 AK2	BF 200 AK3	BF 225 AK2	BF 225 AK3		
1	32108-ZY3-C00	BRACKET, COUPLER A	1	-	1	-	1	-		
2	32410-ZY3-A02	CABLE ASSY., STARTER	1	-	1	-	1	-		
3	32411-ZY3-003	COVER, STARTER TERMINAL	1	-	1	-	1	-		
4	32415-ZY3-C00	CABLE ASSY., MAIN FUSE	1	-	1	-	1	-		
5	32435-ZY3-A00	CABLE ASSY., A.C. GENERATOR FUSE	1	-	1	-	1	-		
6	38201-ZY3-003	FUSE(150A)	2	-	2	-	2	-		
7	38210-ZY3-A01	BOX ASSY., FUSE(150A)	1	-	1	-	1	-		
8	38214-ZY3-A01	BRACKET, FUSE BOX	1	-	1	-	1	-		
9	38216-ZY3-003	CLIP, COUPLER HOLDER(B)	1	-	1	-	1	-		
10	38216-ZY3-A01	COVER ASSY., FUSE(150A)	1	-	1	-	1	-		
11	38550-ZY3-C01	RELAY ASSY., POWER TILT	1	-	1	-	1	-		
12	38551-ZW1-000	GROMMET, RELAY	6	-	6	-	6	-		
13	38553-ZY9-003	GROMMET, RELAY BRACKET	3	-	3	-	3	-		
14	38580-ZY3-013	RELAY ASSY., MAIN	1	-	1	-	1	-		
15	90003-ZW2-000	BOLT-WASHER, 6X27(CT200)	3	-	3	-	3	-		
16	90013-ZW1-000	BOLT-WASHER, 6X25	5	-	5	-	5	-		
17	90013-ZW9-000	BOLT, FLANGE, 6X12	1	-	1	-	1	-		
18	90014-ZW9-000	BOLT, FLANGE, 6X10	2	-	2	-	2	-		
19	90030-ZY3-000	BOLT, FLANGE, 6X22	1	-	1	-	1	-		
20	90105-ZW5-003	SCREW-WASHER, 3X7	2	-	2	-	2	-		
21	90107-ZY3-000	BOLT, FLANGE, 8X18	1	-	1	-	1	-		
22	90108-ZY3-000	BOLT-WASHER, 6X16	2	-	2	-	2	-		
23	90135-ZY3-003	SCREW-WASHER, 5X12	2	-	2	-	2	-		
24	90203-ZW1-000	NUT-WASHER, 8MM	2	-	2	-	2	-		

F-7-10

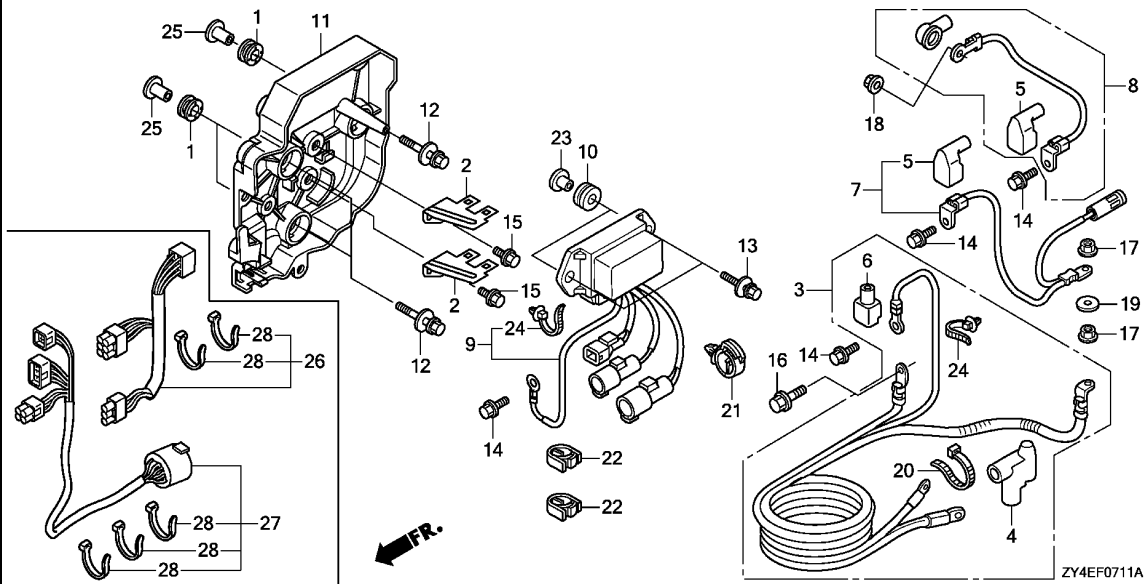
STARTER CABLE(1)



Ref. No.	Part No.	Description	Reqd. QTY						Serial No.	Parts catalogue code
			BF 175 AK2	BF 175 AK3	BF 200 AK2	BF 200 AK3	BF 225 AK2	BF 225 AK3		
25	90304-ZY3-000	NUT-WASHER, 6MM	1	-	1	-	1	-		
26	90405-ZY3-000	WASHER, PLAIN, 8MM	1	-	1	-	1	-		
27	90620-SB2-003	BAND, WIRE HARNESS	1	-	1	-	1	-		
28	90691-ZB7-003	CLIP, HARNESS	1	-	1	-	1	-		
29	91541-S0A-003	CLIP, HARNESS BAND(BLACK) (145MM)	2	-	2	-	2	-		
30	91553-ZV5-010	COLLAR, C.D.I. UNIT CASE	9	-	9	-	9	-		
31	98200-41000	FUSE, MINI(10A)	5	-	5	-	5	-		
32	98200-41500	FUSE, MINI(15A)	3	-	3	-	3	-		
33	98200-43000	FUSE, MINI(30A)	2	-	2	-	2	-		

F-7-11

STARTER CABLE(2)



Ref. No.	L.O.N.	(Relative ref. Number) Description	F.R.T.
3	610115	CABLE, BATTERY STARTER	0.5
7	6111K9	CABLE, POWER TILT RELAY	0.3
8	6131F5	CORD, ALTERNATOR	0.2
9	6161G5	RELAY, POWER TILT(A)	0.4

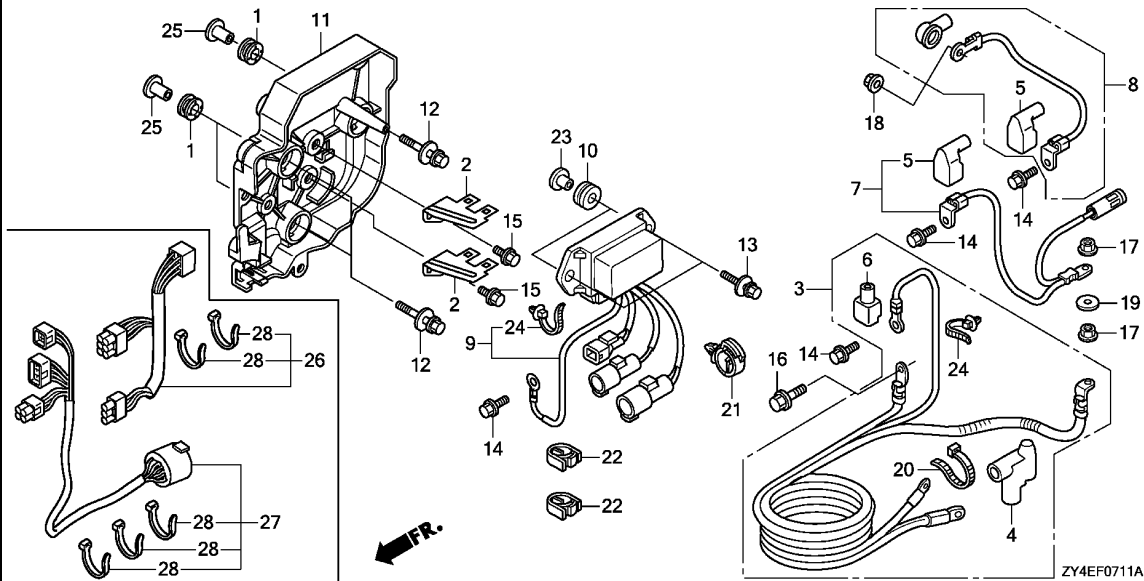
.NOTE: AK3- model

3

Ref. No.	Part No.	Description	Reqd. QTY						Serial No.	Parts catalogue code
			BF 175 AK2	BF 175 AK3	BF 200 AK2	BF 200 AK3	BF 225 AK2	BF 225 AK3		
1	30419-ZY9-003	GROMMET, ELECTRONIC PARTS CASE	-	3	-	3	-	3		
2	32103-ZY9-000	BRACKET C, COUPLER	-	2	-	2	-	2		
3	32410-ZX2-000	CABLE ASSY., STARTER	-	1	-	1	-	1		
4	32411-ZY3-003	COVER, STARTER TERMINAL	-	1	-	1	-	1		
5	32414-ZX2-300	COVER B, TERMINAL(L)	-	2	-	2	-	2		
6	32414-ZY6-640	COVER B, TERMINAL	-	1	-	1	-	1		
7	32415-ZX2-000	CABLE ASSY., POWER TILT RELAY	-	1	-	1	-	1		
8	32435-ZX2-000	CORD, A.C. GENERATOR	-	1	-	1	-	1		
9	38550-ZX2-003	RELAY ASSY., POWER TILT	-	1	-	1	-	1		
10	38551-ZW1-000	GROMMET, RELAY	-	2	-	2	-	2		
11	38552-ZX2-000	CASE, POWER TILT RELAY	-	1	-	1	-	1		
12	90003-ZW2-000	BOLT-WASHER, 6X27 (CT200)	-	3	-	3	-	3		
13	90013-ZW1-000	BOLT-WASHER, 6X25	-	2	-	2	-	2		
14	90013-ZW9-000	BOLT, FLANGE, 6X12	-	4	-	4	-	4		
15	90014-ZW9-000	BOLT, FLANGE, 6X10	-	2	-	2	-	2		
16	90107-ZY3-000	BOLT, FLANGE, 8X18	-	1	-	1	-	1		
17	90203-ZW1-000	NUT-WASHER, 8MM	-	2	-	2	-	2		
18	90304-ZY3-000	NUT-WASHER, 6MM	-	1	-	1	-	1		
19	90405-ZY3-000	WASHER, PLAIN, 8MM	-	1	-	1	-	1		
20	90651-KV6-003	BAND, WIRE, 165MM(BLACK)	-	1	-	1	-	1	-----	X3,XC3,XX3,XXC3
	90620-SB2-003	BAND, WIRE HARNESS	-	1	-	-	-	-	1500051	XD,XT,XU,XXD,XXT
	90651-KV6-003	BAND, WIRE, 165MM(BLACK)	-	1	-	-	-	-	1500052	XD,XT,XU,XXD,XXT
	90620-SB2-003	BAND, WIRE HARNESS	-	-	-	1	-	-	1800036	XCD,XCT,XCU
			-	-	-	1	-	-	1800243	LU,XD,XT,XU,XXD,XXT,XXU
	90651-KV6-003	BAND, WIRE, 165MM(BLACK)	-	-	-	1	-	-	1800037	XCD,XCT,XCU
			-	-	-	1	-	-	1800244	LU,XD,XT,XU,XXD,XXT,XXU

F-7-11

STARTER CABLE(2)

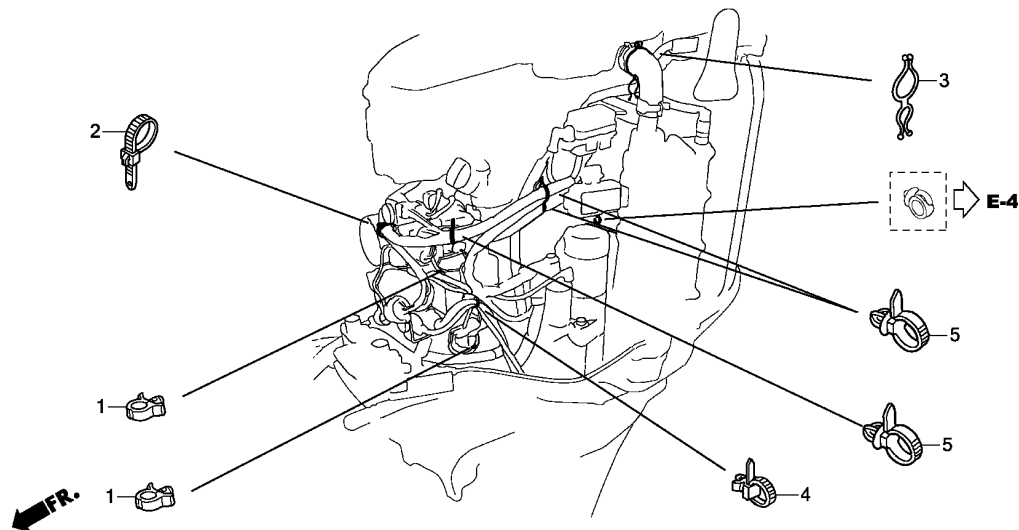


Ref. No.	Part No.	Description	Reqd. QTY						Serial No.	Parts catalogue code
			BF 175 AK2	BF 175 AK3	BF 200 AK2	BF 200 AK3	BF 225 AK2	BF 225 AK3		
20)	90620-SB2-003	BAND, WIRE HARNESS	-	-	-	-	-	1	----- 1800208	XCD,XCT,XCU,XXCD,XXCT,XXCU
	90651-KV6-003	BAND, WIRE, 165MM(BLACK)	-	-	-	-	-	1	----- 1800538	LD,LU,XD,XT,XU,XXD,XXT,XXU
			-	-	-	-	-	1	----- 1800539	----- XCD,XCT,XCU,XXCD,XXCT,XXCU
			-	-	-	-	-	1	-----	LD,LU,XD,XT,XU,XXD,XXT,XXU
21	90681-763-A01	CLIP, WIRE HARNESS	-	1	-	1	-	1		
22	90683-ZX2-003	CLIP, WIRE HARNESS	-	2	-	2	-	2		
23	91501-ZZ5-000	COLLAR, MOUNTING(6MM)	-	2	-	2	-	2		
24	91541-S0A-003	CLIP, HARNESS BAND(BLACK) (145MM)	-	4	-	4	-	4		
25	91553-ZV5-010	COLLAR, C.D.I. UNIT CASE	-	3	-	3	-	3		
26	32185-ZZ5-700	CORD ASSY., INDICATOR(25FT)	-	1	-	1	-	1	-----	X3,XC3,XX3,XXC3
27	32580-ZZ5-700	CABLE ASSY., SWITCH PANEL (25FT)	-	1	-	1	-	1	-----	X3,XC3,XX3,XXC3
28	32901-952-770	TIE, CABLE(NATURAL)(2.4X92)	-	6	-	6	-	6	-----	X3,XC3,XX3,XXC3



F-7-20

CLAMP



Ref. L.O.N. (Relative ref. Number) F.R.T.
No. Description

NO INFORMATION

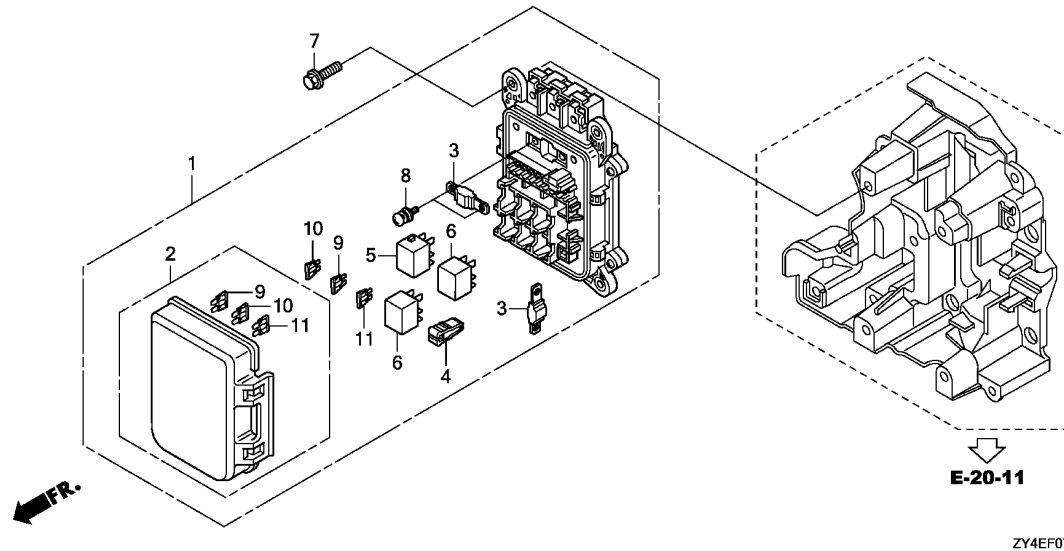
ZY4EF0720

3

Ref. No.	Part No.	Description	Reqd. QTY						Serial No.	Parts catalogue code
			BF 175 AK2	BF 175 AK3	BF 200 AK2	BF 200 AK3	BF 225 AK2	BF 225 AK3		
1	46391-VM0-003	CLIP, BRAKE PIPE(A)	2	-	2	-	2	-		
2	90650-ZY1-003	TIE, CABLE	1	-	1	-	1	-		
3	90655-ZY3-003	CLIP B, HARNESS	1	-	1	-	1	-	----- LD,LU,XCD,XCU,XD,XU,XXCD,XXCU,XXD,XXU	
4	90672-SAO-003	STRAP, CABLE, 118MM(BLACK) ..	1	-	1	-	1	-		
5	91541-SOA-003	CLIP, HARNESS BAND(BLACK) (145MM)	3	-	3	-	3	-		

F-7-30

FUSE BOX/RELAY

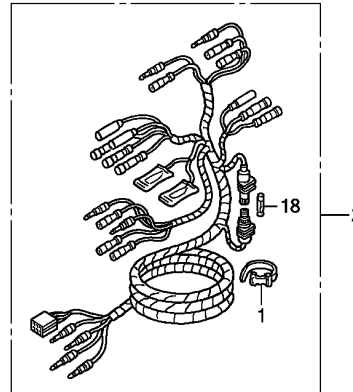
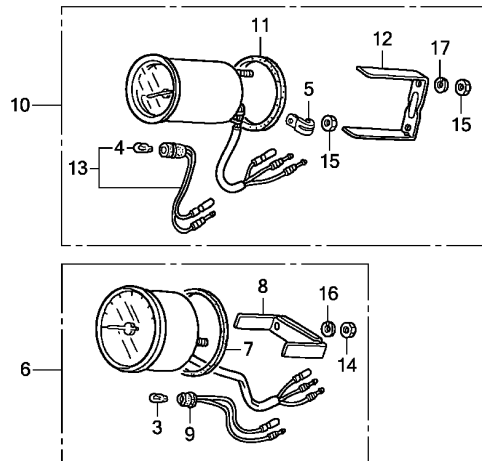


Ref. No.	L.O.N.	(Relative ref. Number) Description	F.R.T.
1	8121D7	BOX, JUNCTION	0.3
3	8121A8	FUSE, BLOCK	0.1
5	6211F5	RELAY, FUEL PUMP	0.2
6	6211B6	RELAY, POWER	0.2
9		(10,11)	
	8121A9	FUSE, MINI	0.1

Ref. No.	Part No.	Description	Reqd. QTY						Serial No.	Parts catalogue code
			BF 175 AK2	BF 175 AK3	BF 200 AK2	BF 200 AK3	BF 225 AK2	BF 225 AK3		
1	32370-ZY3-H01	BOX ASSY., JUNCTION	-	1	-	1	-	1		
2	32371-ZY3-H01	COVER COMP., FUSE	-	1	-	1	-	1		
3	38228-ZX2-003	FUSE, BLOCK(150A)	-	2	-	2	-	2		
4	38235-ZY6-004	PULLER, MINI FUSE	-	1	-	1	-	1		
5	39794-SDA-004	RELAY ASSY., FUEL PUMP(DENSO)	-	1	-	1	-	1		
6	39794-ZY6-003	RELAY ASSY., POWER(12V-20A) (MICRO ISO 4P)	-	2	-	2	-	2		
7	90018-ZW5-000	BOLT, FLANGE, 6X20	-	4	-	4	-	4		
8	90135-ZY6-004	SCREW-WASHER, 5X15	-	2	-	2	-	2		
9	98200-41000	FUSE, MINI(10A)	-	5	-	5	-	5		
10	98200-41500	FUSE, MINI(15A)	-	6	-	6	-	6		
11	98200-43000	FUSE, MINI(30A)	-	3	-	3	-	3		

F-7-40

METER



ZY4EF0740

Ref. L.O.N. (Relative ref. Number) F.R.T.
No. Description

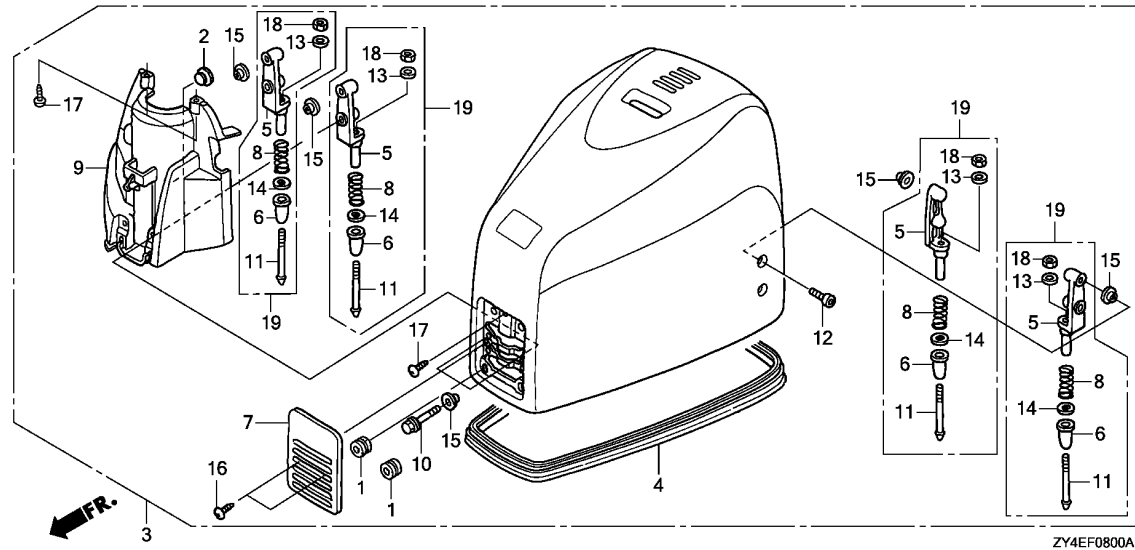
NO INFORMATION

3

Ref. No.	Part No.	Description	Reqd. QTY						Serial No.	Parts catalogue code
			BF 175 AK2	BF 175 AK3	BF 200 AK2	BF 200 AK3	BF 225 AK2	BF 225 AK3		
1	32161-404-000	BAND B1, WIRE	-	1	-	1	-	1	-----	X3,XC3,XX3,XXC3
2	32540-ZZ3-000	HARNESS ASSY., METER(A)	-	1	-	1	-	1	-----	X3,XC3,XX3,XXC3
3	34908-MB9-871	BULB, WEDGE BASE(T10) (12V 1.7W)(STANLEY)	-	1	-	1	-	1	-----	X3,XC3,XX3,XXC3
4	34908-MG9-951	BULB, WEDGE BASE(12V 1.7W) ..	-	1	-	1	-	1	-----	X3,XC3,XX3,XXC3
5	37215-KM1-670	CLAMP	-	1	-	1	-	1	-----	X3,XC3,XX3,XXC3
6	37250-ZV7-913	TACHOMETER ASSY.	-	1	-	1	-	1	-----	X3,XC3,XX3,XXC3
7	37253-ZV5-821	PACKING	-	1	-	1	-	1	-----	X3,XC3,XX3,XXC3
8	37256-ZV5-821	BRACKET	-	1	-	1	-	1	-----	X3,XC3,XX3,XXC3
9	37258-ZV5-821	SOCKET COMP.	-	1	-	1	-	1	-----	X3,XC3,XX3,XXC3
10	37260-ZV5-822	METER ASSY., TRIM	-	1	-	1	-	1	-----	X3,XC3,XX3,XXC3
11	37263-ZV5-821	PACKING	-	1	-	1	-	1	-----	X3,XC3,XX3,XXC3
12	37266-ZV5-821	BRACKET	-	1	-	1	-	1	-----	X3,XC3,XX3,XXC3
13	37268-ZV5-821	SOCKET COMP.	-	1	-	1	-	1	-----	X3,XC3,XX3,XXC3
14	90309-ZV5-821	NUT, HEX., 5MM	-	2	-	2	-	2	-----	X3,XC3,XX3,XXC3
15	90310-ZV5-821	NUT, HEX., 4MM	-	3	-	3	-	3	-----	X3,XC3,XX3,XXC3
16	90550-ZV5-821	WASHER, SPRING, 5MM	-	2	-	2	-	2	-----	X3,XC3,XX3,XXC3
17	90560-ZV5-821	WASHER, SPRING, 4MM	-	2	-	2	-	2	-----	X3,XC3,XX3,XXC3
18	98200-11000	FUSE A(10A)	-	1	-	1	-	1	-----	X3,XC3,XX3,XXC3

F-8

ENGINE COVER

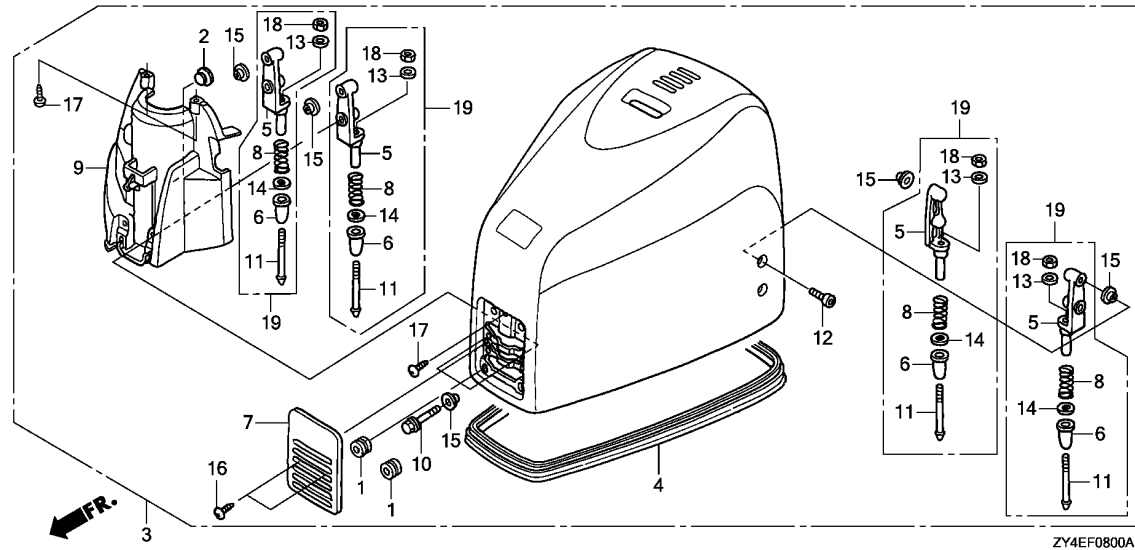


Ref. No.	L.O.N.	(Relative ref. Number) Description	F.R.T.
3	4141B4	COVER, ENGINE	0.2
	4141B4A	.Applying Labels add	0.1
4	4131H7	SEAL, ENGINE COVER	0.2
5		(6,8,11,14,19)	
	4141N2	BRACKET, HOOK :FRONT	0.2
		.NOTE: For each hook bracket	
	4141N3	BRACKET, HOOK :REAR	0.1
		.NOTE: For each hook bracket	
	4141N4	BRACKET, HOOK :ALL	0.4

Ref. No.	Part No.	Description	Reqd. QTY						Serial No.	Parts catalogue code
			BF 175 AK2	BF 175 AK3	BF 200 AK2	BF 200 AK3	BF 225 AK2	BF 225 AK3		
1	17251-KE8-690	GROMMET, AIR CLEANER CASE ...	4	4	4	4	4	4		
2	32104-538-308	GROMMET, WIRE CORD	1	-	1	-	1	-		
	95551-20000	PLUG, BLIND, 20MM	-	1	-	1	-	1		
3	63100-ZY3-060ZB	COVER ASSY., ENGINE								
		NHB14M								
		AQUA MARINE SILVER METALLIC	1	-	1	-	1	-		
	63100-ZY3-H00ZB	*NHB14M*							----- LD,LU,XCD,XCT,XCU,XD,XT,XU,XXCD,XXCT,XXCU,XXD,XXT,XXU	
		AQUA MARINE SILVER METALLIC	-	1	-	1	-	1		
	63100-ZY3-H01ZB	*NHB14M*							----- X3,XC3,XX3,XXC3	
		AQUA MARINE SILVER METALLIC	-	1	-	1	-	1		
4	63102-ZY3-010	SEAL, ENGINE COVER	1	1	1	1	1	1		
5	63107-ZY3-000	BRACKET, HOOK	4	4	4	4	4	4		
6	63108-ZY3-000	DAMPER, HOOK	4	4	4	4	4	4		
7	63111-ZY3-310ZB	COVER, FR.								
		NHB14M								
		AQUA MARINE SILVER METALLIC	1	1	1	1	1	1		
8	63119-ZY3-000	SPRING, LOCK ADJUSTER	4	-	4	-	4	-		
	63119-ZX2-C00	-	4	-	4	-	4		
9	63143-ZY3-000	DUCT, ENGINE COVER	1	-	1	-	1	-		
	63143-ZY3-H00	-	1	-	1	-	1		
10	90105-ZW9-000	BOLT, FLANGE, 6X20	4	4	4	4	4	4		
11	90109-ZY3-010	BOLT, COVER LOCK	4	4	4	4	4	4		
12	90133-ZY3-000	BOLT, SOCKET, 6X16	4	4	4	4	4	4		
13	90504-921-010	WASHER, PLAIN, 6MM	4	4	4	4	4	4		
14	90507-ZY3-000	WASHER, PLAIN, 12MM	4	4	4	4	4	4		
15	91556-ZY3-000	COLLAR, DISTANCE, 6.5X9X3 ...	12	12	12	12	12	12		

F-8

ENGINE COVER



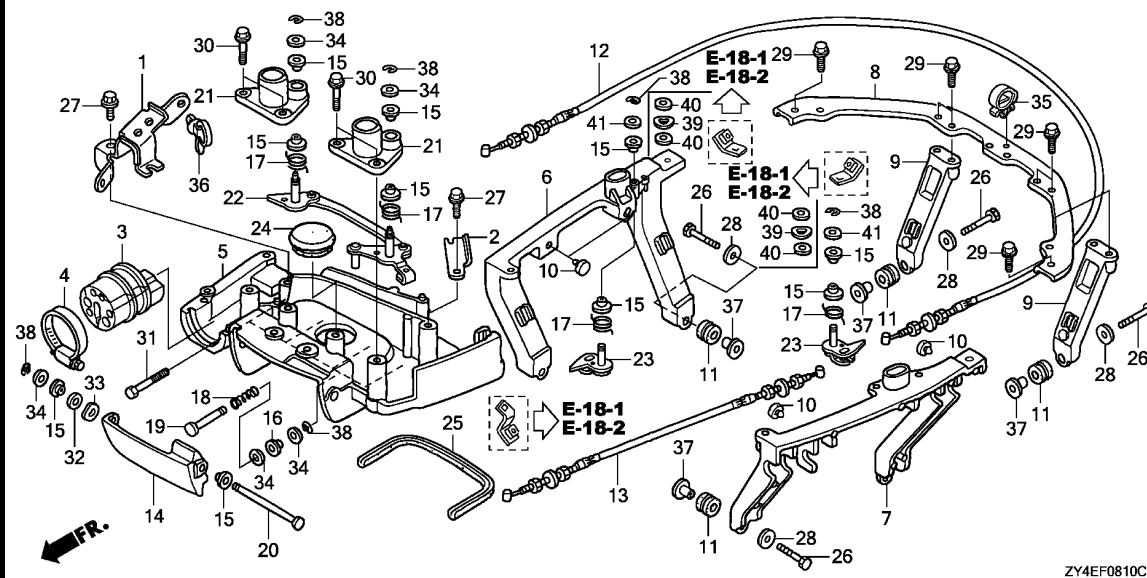
ZY4EF0800A

Ref. No.	Part No.	Description	Reqd. QTY						Serial No.	Parts catalogue code
			BF 175 AK2	BF 175 AK3	BF 200 AK2	BF 200 AK3	BF 225 AK2	BF 225 AK3		
16	93911-141J0	SCREW, TAPPING, 4X10	2	2	2	2	2	2		
17	93913-141J0	SCREW, TAPPING, 4X10	3	3	3	3	3	3		
18	94002-06490-0S	NUT, HEX., 6MM	4	4	4	4	4	4		
19	06631-ZX2-C00	KIT, COVER HOOK	-	(4)	-	(4)	-	(4)		

3

F-8-10

FR. COVER BRACKET/FR. LOCK SHAFT



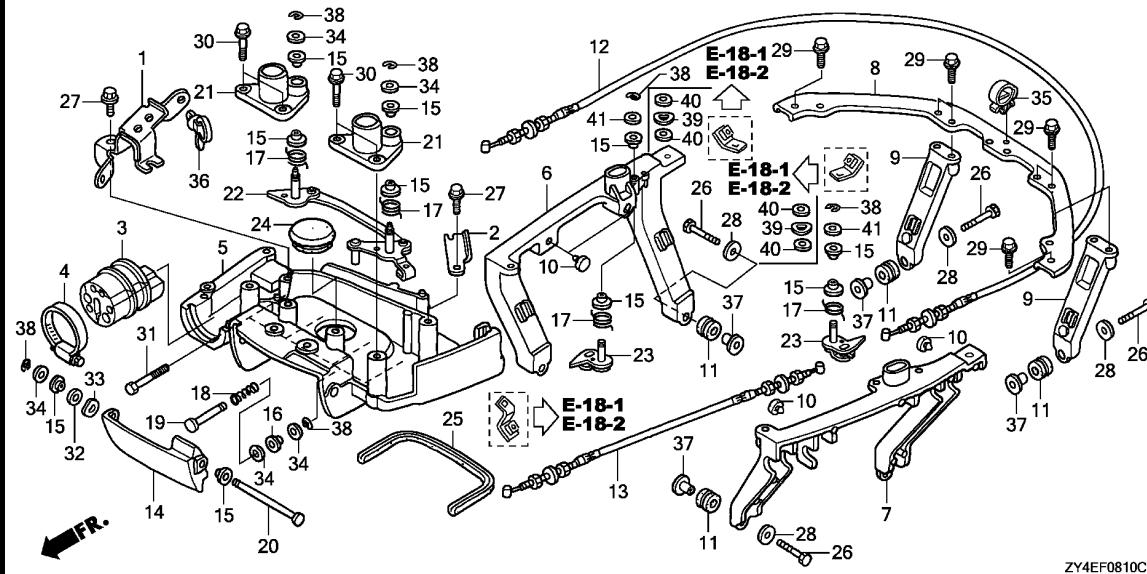
Ref. No.	L.O.N.	(Relative ref. Number) Description	F.R.T.
5	4101B4	BRACKET, COVER :FRONT	1.6
6	4101B6	BRACKET, COVER :RIGHT	0.8
7	4101B5	BRACKET, COVER :LEFT	0.7
8	4101B7	BRACKET A, REAR COVER	0.9
9	4101B8	BRACKET B, REAR COVER :LEFT	0.4
	4101Z7	BRACKET B, REAR COVER :RIGHT	0.6
12	8111B1	CABLE A, COVER LOCK	1.0
13	8111B2	CABLE B, COVER LOCK	0.5
14	4141C7	LEVER, COVER LOCK	0.5
22	4101T1	LOCK, FRONT	0.4

Ref. No.	Part No.	Description	Reqd. QTY						Serial No.	Parts catalogue code
			BF 175 AK2	BF 175 AK3	BF 200 AK2	BF 200 AK3	BF 225 AK2	BF 225 AK3		
1	32419-ZY3-A00	BRACKET, CABLE	1	1	1	1	1	1		
2	32421-ZY3-000	PLATE, STARTER CABLE	1	1	1	1	1	1		
3	40105-ZY3-C01	GROMMET A, UNDER CASE	1	1	1	1	1	1		
4	40119-ZY3-003	BAND, UNDER CASE GROMMET	1	1	1	1	1	1		
5	40154-ZY3-000ZA	BRACKET, FR. COVER								
	NH8DARK GRAY	1	1	1	1	1	1		
6	40155-ZY3-000	BRACKET, R. SIDE COVER	1	1	1	1	1	1		
7	40157-ZY3-000	BRACKET, L. SIDE COVER	1	1	1	1	1	1		
8	40158-ZY3-000	BRACKET A, RR. COVER	1	1	1	1	1	1		
9	40159-ZY3-000	BRACKET B, RR. COVER	2	2	2	2	2	2		
10	47117-196-000	RUBBER, STOPPER	4	4	4	4	4	4		
11	51640-121-730	RUBBER, FR. CARRIER CUSHION	6	6	6	6	6	6		
12	60180-ZY3-C01	CABLE COMP. A, COVER LOCK	1	1	1	1	1	1		
13	60185-ZY3-C01	CABLE COMP. B, COVER LOCK	1	1	1	1	1	1		
14	63201-ZY3-000ZB	LEVER, COVER LOCK								
	NHB14M									
	AQUA MARINE SILVER METALLIC		1	1	1	1	1	1		
15	63205-ZY3-000	BUSH A, COVER LOCK	10	10	10	10	10	10		
16	63208-ZY3-000	BUSH B, COVER LOCK	1	1	1	1	1	1		
17	63212-ZY3-000	SPRING, COVER LOCK HOOK	4	4	4	4	4	4		
18	63223-ZY3-000	SPRING, LOCK LEVER RETURN	1	1	1	1	1	1		
19	63224-ZY3-000	SHAFT, COVER OPEN	1	1	1	1	1	1		
20	63225-ZY3-000	SHAFT, FR. LOCK	1	1	1	1	1	1		
21	63226-ZY3-000	HOLDER, STRIKER	2	2	2	2	2	2		
22	63230-ZY3-C00	LOCK ASSY., FR.	1	1	1	1	1	1		



F-8-10

FR. COVER BRACKET/FR. LOCK SHAFT



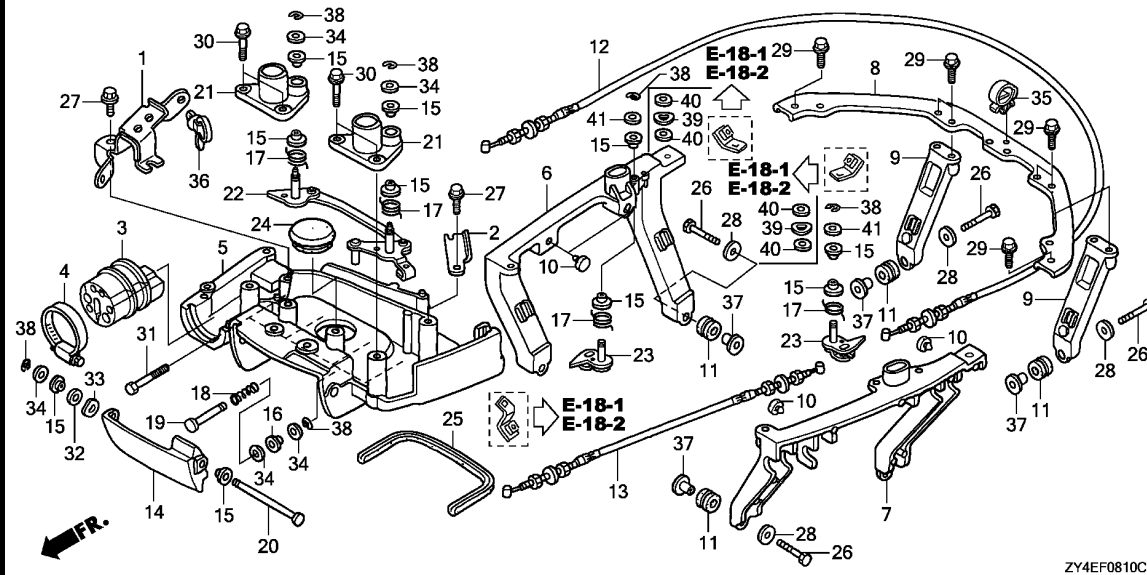
ZY4EF0810C

Ref. No.	Part No.	Description	Reqd. QTY						Serial No.	Parts catalogue code
			BF 175 AK2	BF 175 AK3	BF 200 AK2	BF 200 AK3	BF 225 AK2	BF 225 AK3		
23	63260-ZX2-C00	LOCK COMP., SIDE	2	-	-	-	-	-	----- XCU,XT,XXT	
	63260-ZY3-C00	2	-	-	-	-	----- 1400018	XD,XU,XXD	
	63260-ZX2-C00	2	-	-	-	-	1400019	----- XD,XU,XXD	
			-	2	-	-	2	-		
	63260-ZY3-C00	-	-	2	-	-	-	----- XCT,XT,XXT	
			-	-	2	-	-	-	----- 1700015	XCD,XCU
	63260-ZX2-C00	-	-	2	-	-	-	----- 1700044	LU,XD,XU,XXD,XXU
			-	-	2	-	-	-	1700016	----- XCD,XCU
			-	-	2	-	-	-	1700045	----- LU,XD,XU,XXD,XXU
			-	-	-	-	2	-	-----	XCT,XT,XXCT,XXT
	63260-ZY3-C00	-	-	-	-	2	-	----- 1700021	XCD,XCU,XXCD,XXCU
			-	-	-	-	2	-	----- 1700077	LD,LU,XD,XU,XXD,XXU
	63260-ZX2-C00	-	-	-	-	2	-	1700022	----- XCD,XCU,XXCD,XXCU
			-	-	-	-	2	-	1700078	----- LD,LU,XD,XU,XXD,XXU
24	63515-ZC0-700	CAP, L. SIDE COVER	1	1	1	1	1	1		
25	63729-ZY3-003	SEAL D, UNDER COVER	1	1	1	1	1	1		
26	90009-ZV5-000	BOLT, HEX., 8X35	6	6	6	6	6	6		
27	90021-ZY3-000	BOLT, FLANGE, 6X14	2	2	2	2	2	2		
28	90101-MLO-720	WASHER, PLAIN, 8MM	6	6	6	6	6	6		
29	90102-ZW9-000	BOLT, FLANGE, 6X12	6	6	6	6	6	6		
30	90105-ZW9-000	BOLT, FLANGE, 6X20	4	4	4	4	4	4		
31	90106-ZY3-A00	BOLT, FLANGE, 8X22	4	4	4	4	4	4		
32	90502-MM8-610	WASHER, PLAIN, 10MM	1	1	1	1	1	1		
33	90506-ZW9-000	WASHER, WAVE, 10MM	1	1	1	1	1	1		
34	90518-921-000	WASHER, PLAIN, 8MM	5	5	5	5	5	5		
35	90684-ZA0-601	CLIP, HARNESS	1	1	1	1	1	1		

3

F-8-10

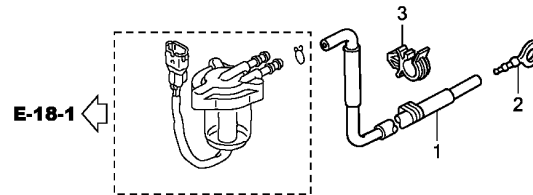
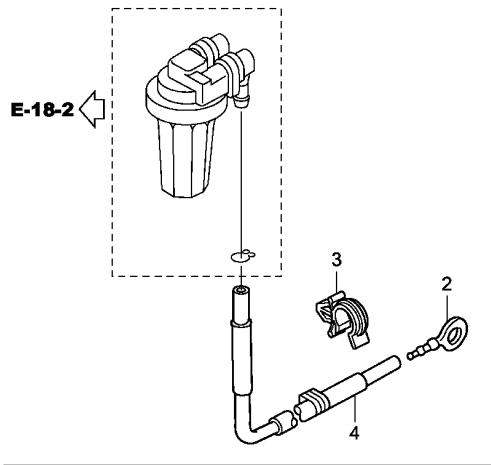
FR. COVER BRACKET/FR. LOCK SHAFT



Ref. No.	Part No.	Description	Reqd. QTY						Serial No.	Parts catalogue code	
			BF 175 AK2	BF 175 AK3	BF 200 AK2	BF 200 AK3	BF 225 AK2	BF 225 AK3			
36	91541-S0A-003	CLIP, HARNESS BAND(BLACK) (145MM)	1	1	1	1	1	1			
37	91554-ZW1-000	COLLAR, 8.5X14.5	6	6	6	6	6	6			
38	94540-06029	E-RING, 6MM	6	6	6	6	6	6			
39	90502-ZX2-003	WASHER, WAVE, 8MM	2	-	-	-	-	-	-----	XCU,XT,XXT	
			2	-	-	-	-	-	1400019	-----	XD,XU,XXD
			-	2	-	-	-	2	-----	XCT,XT,XXT	
			-	-	2	-	-	-	1700016	-----	XCD,XCU
			-	-	2	-	-	-	1700045	-----	LU,XD,XU,XXD,XXU
			-	-	-	-	2	-	-----	XCT,XT,XXCT,XXT	
			-	-	-	-	2	-	1700022	-----	XCD,XCU,XXCD,XXCU
			-	-	-	-	2	-	1700078	-----	LD,LU,XD,XU,XXD,XXU
40	90518-921-000	WASHER, PLAIN, 8MM	4	-	-	-	-	-	-----	XCU,XT,XXT	
			4	-	-	-	-	-	1400019	-----	XD,XU,XXD
			-	4	-	-	-	4	-----	XCT,XT,XXT	
			-	-	4	-	-	-	1700016	-----	XCD,XCU
			-	-	4	-	-	-	1700045	-----	LU,XD,XU,XXD,XXU
			-	-	-	-	4	-	-----	XCT,XT,XXCT,XXT	
			-	-	-	-	4	-	1700022	-----	XCD,XCU,XXCD,XXCU
			-	-	-	-	4	-	1700078	-----	LD,LU,XD,XU,XXD,XXU
41	90518-921-000	WASHER, PLAIN, 8MM	2	-	-	-	-	-	-----	1400018 XD,XU,XXD	
			-	-	2	-	-	-	-----	1700015 XCD,XCU	
			-	-	2	-	-	-	-----	1700044 LU,XD,XU,XXD,XXU	
			-	-	-	-	2	-	-----	1700021 XCD,XCU,XXCD,XXCU	
			-	-	-	-	2	-	-----	1700077 LD,LU,XD,XU,XXD,XXU	

F-8-20

FUEL TUBE(2)



ZY4EF0820A

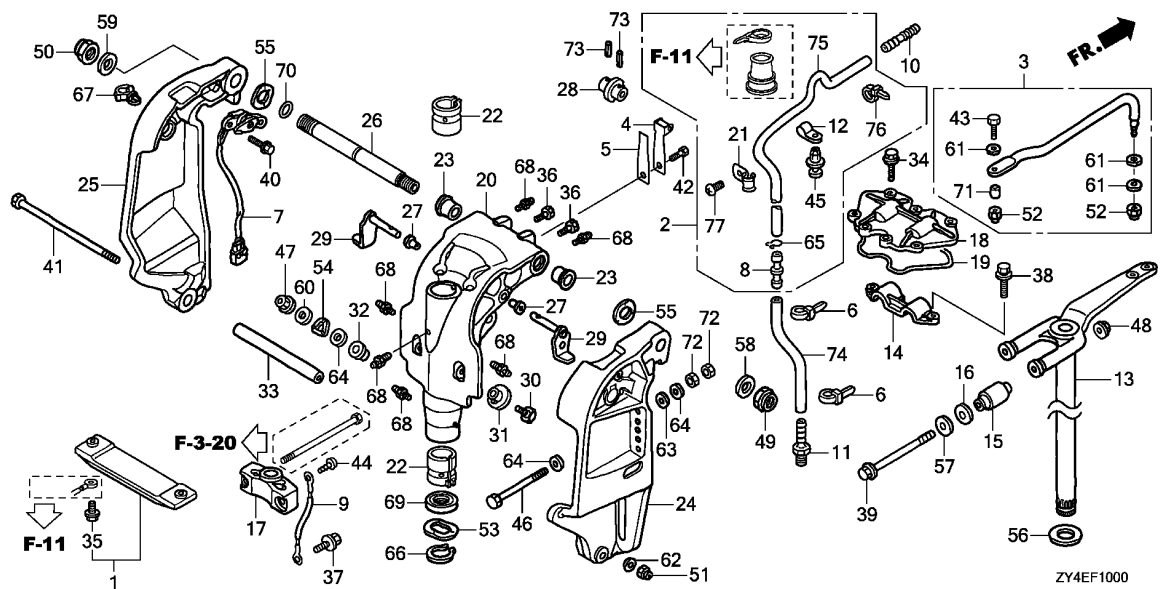
Ref. No.	L.O.N.	(Relative ref. Number) Description	F.R.T.
1	3101N4	TUBE, WATER SEPARATOR(A)	0.6
4	3101L0	TUBE A, FUEL	0.6

3

Ref. No.	Part No.	Description	Reqd. QTY						Serial No.	Parts catalogue code
			BF 175 AK2	BF 175 AK3	BF 200 AK2	BF 200 AK3	BF 225 AK2	BF 225 AK3		
1	16850-ZY3-A00	TUBE COMP., FUEL(A)	1	-	1	-	1	-		
2	17738-ZY3-000	PLUG, FUEL TUBE	1	1	1	1	1	1		
3	80106-GCF-670	HOLDER, ROD(A)	1	1	1	1	1	1		
4	16850-ZX2-000	TUBE COMP. A, FUEL	-	1	-	1	-	1		

F-10

STERN BRACKET/SWIVEL CASE



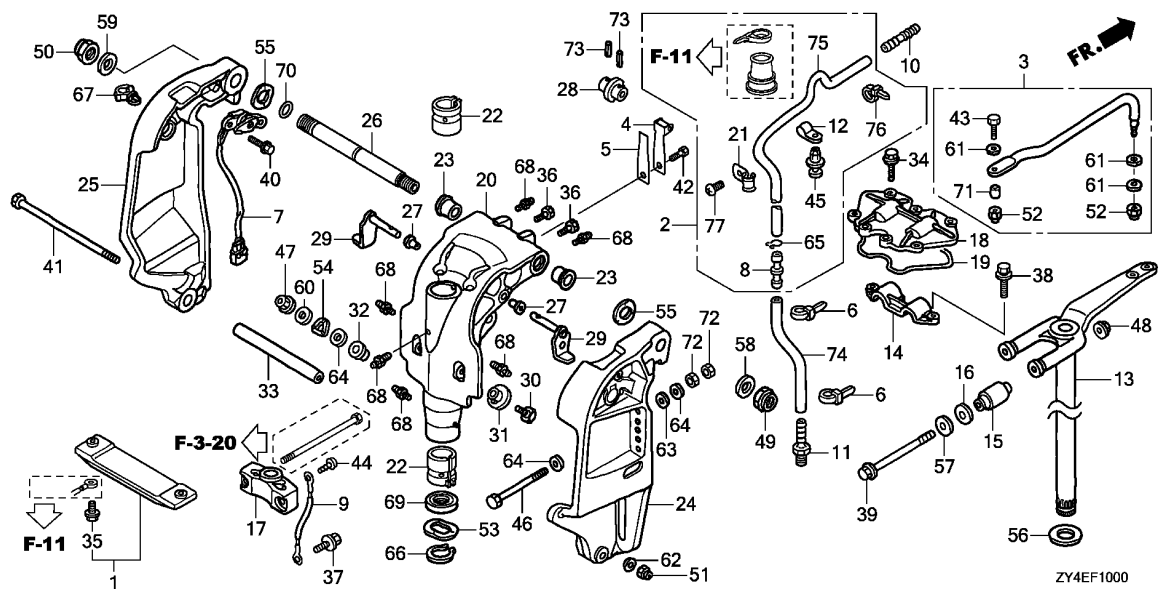
Ref. No.	L.O.N.	(Relative ref. Number) Description	F.R.T.
1	4131BA	METAL, STERN BRACKET ANODE ...	0.1
7	616151	SENSOR, TRIM ANGLE	0.7
13	4101H7	FRAME, MOUNTING	7.8
15	4101CJ	RUBBER, UPPER MOUNTING :LEFT . .INCLUDES: Engine removal and installation	6.6
	4101CK	RUBBER, UPPER MOUNTING :RIGHT .INCLUDES: Engine removal and installation .NOTE: Same time for two units	6.6
17	4101DP	HOUSING, LOWER CENTER MOUNTING .INCLUDES: Engine removal and installation	7.8
18	4101G5	COVER, UPPER MOUNT	6.4
20	4131B1	CASE, SWIVEL	7.9
22	4131N2	LINER, SWIVEL CASE	7.8
+ .NOTE: Same time for two units			

Ref. No.	Part No.	Description	Reqd. QTY						Serial No.	Parts catalogue code
			BF 175 AK2	BF 175 AK3	BF 200 AK2	BF 200 AK3	BF 225 AK2	BF 225 AK3		
1	06411-ZW1-020	METAL KIT, ANODE	1	1	1	1	1	1		
2	06412-ZY3-000	TUBE KIT, SPEED SENSOR	(1)	(1)	(1)	(1)	(1)	(1)		
3	06532-ZY3-U00	ROD KIT, STEERING	(1)	(1)	(1)	(1)	(1)	(1)		
4	24210-ZV1-010	SPRING COMP., CLICK	1	1	1	1	1	1		
5	24221-ZV4-010	SPRING, CLICK ASSIST	1	1	1	1	1	1		
6	32161-KM3-003	BAND, WIRE	2	2	2	2	2	2		
7	35660-ZY3-003	SENSOR ASSY., TRIM ANGLE	1	1	1	1	1	1		
8	38562-663-920	JOINT B, WASHER TUBE(MITSUBA)	(1)	(1)	(1)	(1)	(1)	(1)		
9	40219-ZY3-013	WIRE, LEAD(1.5X116MM)	1	1	1	1	1	1		
10	41171-ZV5-000	END, NIPPLE	1	1	1	1	1	1		
11	41172-ZV5-000	NIPPLE, SENSOR	1	1	1	1	1	1		
12	41179-ZY3-A00	CLAMPER, SENSOR TUBE	(2)	(2)	(2)	(2)	(2)	(2)		
13	50100-ZY3-A11	FRAME COMP., MOUNTING(XL) ...	1	1	1	1	1	1	----- X3,XC3,XCD,XCT,XCU,XD,XT,XU,XX3,XXC3,XXCD,XXCT,XXCU XXD,XXT,XXU	
	50100-ZY3-A01	FRAME COMP., MOUNTING(L)	-	-	1	1	1	1	----- LD,LU	
14	50109-ZY3-000	HOUSING, UPPER MOUNTING	1	1	1	1	1	1		
15	50151-ZY3-000	MOUNT COMP., UPPER RUBBER ...	2	2	2	2	2	2		
16	50153-ZY3-000	RUBBER, UPPER MOUNT STOPPER .	2	2	2	2	2	2		
17	50161-ZY3-610	HOUSING, LOWER CENTER MOUNTING (XL)	1	1	1	1	1	1	----- X3,XC3,XCD,XCT,XCU,XD,XT,XU,XX3,XXC3,XXCD,XXCT,XXCU XXD,XXT,XXU	
	50161-ZY3-000ZB	HOUSING, LOWER CENTER MOUNTING *NHB14M*	-	-	1	1	1	1	----- LD,LU	
		AQUA MARINE SILVER METALLIC	-	-	1	1	1	1		
18	50166-ZY3-000	COVER, UPPER MOUNT	1	1	1	1	1	1		
19	50168-ZY3-000	SEAL, UPPER MOUNT COVER	1	1	1	1	1	1		



F-10

STERN BRACKET/SWIVEL CASE



Ref. No.	L.O.N.	(Relative ref. Number) Description	F.R.T.
+22		.INCLUDES: Engine removal and installation	
24	413129	BRACKET, STERN :RIGHT	7.3
		.INCLUDES: Engine removal and installation	
25	413128	BRACKET, STERN :LEFT	7.4
		.INCLUDES: Engine removal and installation	
69	4131N3	OIL SEAL, SWIVEL CASE	7.8
		.INCLUDES: Engine removal and installation	

3

Ref. No.	Part No.	Description	Reqd. QTY						Serial No.	Parts catalogue code
			BF 175 AK2	BF 175 AK3	BF 200 AK2	BF 200 AK3	BF 225 AK2	BF 225 AK3		
20	50201-ZY3-C11ZA	CASE, SWIVEL *NHB14M* AQUA MARINE SILVER METALLIC	1	1	1	1	1	1	----- X3,XC3,XCD,XCT,XCU,XD,XT,XU,XX3,XXC3,XXCD,XXCT,XXCU XXD,XXT,XXU	
	50201-ZY3-C01ZA	*NHB14M* AQUA MARINE SILVER METALLIC	-	-	1	1	1	1	----- LD,LU	
21	50209-ZY3-A00	CLAMP, TUBE	(2)	(2)	(2)	(2)	(2)	(2)		
22	50211-ZY3-000	LINER, SWIVEL CASE	2	2	2	2	2	2		
23	50214-ZY3-000	BUSH, SWIVEL CASE	2	2	2	2	2	2		
24	50301-ZY3-020ZB	BRACKET, R. STERN *NHB14M* AQUA MARINE SILVER METALLIC	1	-	1	-	1	-		
	50301-ZY3-030ZB	*NHB14M* AQUA MARINE SILVER METALLIC	-	1	-	1	-	1	----- X3,XC3,XX3,XXC3	
	50301-ZY3-020ZB	*NHB14M* AQUA MARINE SILVER METALLIC	-	1	-	-	-	-	----- 1500042 XD,XT,XU,XXD,XXT	
	50301-ZY3-030ZB	*NHB14M* AQUA MARINE SILVER METALLIC	-	1	-	-	-	-	----- 1500043 ----- XD,XT,XU,XXD,XXT	
	50301-ZY3-020ZB	*NHB14M* AQUA MARINE SILVER METALLIC	-	-	-	1	-	-	----- 1800019 XCD,XCT,XCU ----- 1800167 LU,XD,XT,XU,XXD,XXT,XXU	
	50301-ZY3-030ZB	*NHB14M* AQUA MARINE SILVER METALLIC	-	-	-	1	-	-	----- 1800020 ----- XCD,XCT,XCU ----- 1800168 ----- LU,XD,XT,XU,XXD,XXT,XXU	
	50301-ZY3-020ZB	*NHB14M* AQUA MARINE SILVER METALLIC	-	-	-	-	-	1	----- 1800194 XCD,XCT,XCU,XXCD,XXCT,XXCU ----- 1800463 LD,LU,XD,XT,XU,XXD,XXT,XXU	

F-10

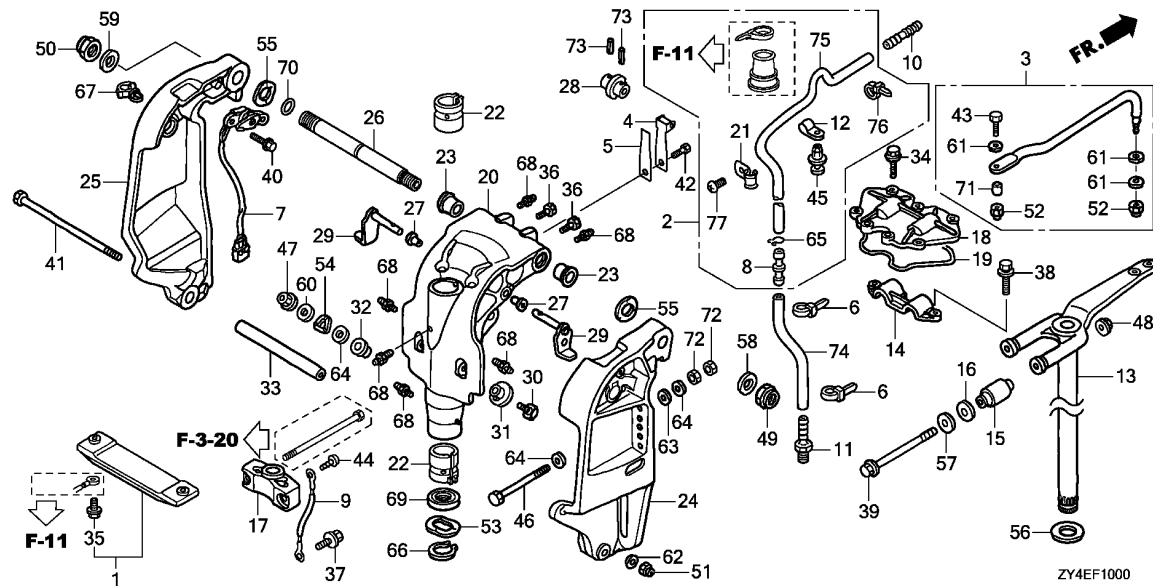
STERN BRACKET/SWIVEL CASE

Ref. No.	Part No.	Description	Reqd. QTY						Serial No.	Parts catalogue code
			BF 175 AK2	BF 175 AK3	BF 200 AK2	BF 200 AK3	BF 225 AK2	BF 225 AK3		
24)	50301-ZY3-030ZB	BRACKET, R. STERN *NHB14M* AQUA MARINE SILVER METALLIC	-	-	-	-	-	1	1800195 -----	XCD,XCT,XCU,XXCD,XXCT,XXCU
			-	-	-	-	-	1	1800464 -----	LD,LU,XD,XT,XU,XXD,XXT,XXU
25	50311-ZY3-020ZB	BRACKET, L. STERN *NHB14M* AQUA MARINE SILVER METALLIC	1	1	1	1	1	1		
26	50381-ZY3-000	SHAFT, TILTING	1	1	1	1	1	1		
27	50522-ZY3-000	BUSH, TILT ARM	2	2	2	2	2	2		
28	50527-ZY3-000	BRACKET, TILTING	1	1	1	1	1	1		
29	50529-ZY3-000	STOPPER, TILT	2	2	2	2	2	2		
30	56516-ZY3-A00	RECEIVER, THRUST	2	2	2	2	2	2		
31	56518-ZY3-A00	BUSH A, THRUST RECEIVE	2	2	2	2	2	2		
32	56519-ZY3-A00	BUSH B, THRUST RECEIVE	2	2	2	2	2	2		
33	56539-ZW1-000	COLLAR, LOWER CYLINDER	1	-	1	-	1	-		
	56539-ZZ0-C00	-	1	-	1	-	1	-----	X3,XC3,XX3,XXC3
	56539-ZW1-000	-	1	-	-	-	-	-----	1500062 XD,XT,XU,XXD,XXT
	56539-ZZ0-C00	-	1	-	-	-	-	-----	1500063 XD,XT,XU,XXD,XXT
	56539-ZW1-000	-	-	-	1	-	-	-----	1800036 XCD,XCT,XCU
	56539-ZZ0-C00	-	-	-	1	-	-	-----	1800247 LU,XD,XT,XU,XXD,XXT,XXU
	56539-ZZ0-C00	-	-	-	1	-	-	-----	1800037 XCD,XCT,XCU
	56539-ZW1-000	-	-	-	-	-	1	-----	1800248 LU,XD,XT,XU,XXD,XXT,XXU
	56539-ZZ0-C00	-	-	-	-	-	1	-----	1800210 XCD,XCT,XCU,XXCD,XXCT,XXCU
	56539-ZZ0-C00	-	-	-	-	-	1	-----	1800565 LD,LU,XD,XT,XU,XXD,XXT,XXU
			-	-	-	-	-	1	-----	1800211 XCD,XCT,XCU,XXCD,XXCT,XXCU
			-	-	-	-	-	1	-----	1800566 LD,LU,XD,XT,XU,XXD,XXT,XXU
34	90005-ZW9-000	BOLT, FLANGE, 6X20	7	7	7	7	7	7		
35	90009-ZW9-000	BOLT, FLANGE, 6X23	2	2	2	2	2	2		
36	90102-ZW1-000	BOLT, 1/4-28UNF	2	2	2	2	2	2		
37	90103-ZW9-010	BOLT, FLANGE, 6X12	1	1	1	1	1	1		
38	90103-ZY6-000	BOLT-WASHER, 10X32	3	3	3	3	3	3		
39	90104-ZY3-010	BOLT, HEX., 12X200	2	2	2	2	2	2		
40	90105-ZW9-000	BOLT, FLANGE, 6X20	2	2	2	2	2	2		
41	90108-ZW1-000	BOLT, HEX., 10X235	1	1	1	1	1	1		
42	90110-881-000	BOLT, HEX., 6X14	1	1	1	1	1	1		
43	90117-ZY3-000	BOLT, 3/8-24UNF	(1)	(1)	(1)	(1)	(1)	(1)		
44	90119-ZV5-000	SCREW, PAN, 6X8	1	1	1	1	1	1		
45	90127-ZV5-003	SCREW, RIVET, 5X10	(2)	(2)	(2)	(2)	(2)	(2)		
46	90129-ZZ3-000	BOLT, HEX., 12X119	6	-	-	-	-	-	-----	XCU
			6	-	-	-	-	-	-----	1400112 XD,XT,XU,XXD,XXT
	90129-ZX2-000	BOLT, HEX., 12X130	6	-	-	-	-	-	-----	1400113 XD,XT,XU,XXD,XXT
			-	6	-	-	-	-	-----	1700053 XCD,XCT,XCU
	90129-ZZ3-000	BOLT, HEX., 12X119	-	-	6	-	-	-	-----	1700290 LU,XD,XT,XU,XXD,XXT,XXU
			-	-	6	-	-	-	-----	1700054 XCD,XCT,XCU
	90129-ZX2-000	BOLT, HEX., 12X130	-	-	6	-	-	-	-----	1700291 LU,XD,XT,XU,XXD,XXT,XXU
			-	-	-	-	6	-	-----	1700366 XCD,XCT,XCU,XXCD,XXCT,XXCU
	90129-ZZ3-000	BOLT, HEX., 12X119	-	-	-	-	6	-	-----	1700904 LD,LU,XD,XT,XU,XXD,XXT,XXU
			-	-	-	-	6	-	-----	1700367 XCD,XCT,XCU,XXCD,XXCT,XXCU
	90129-ZX2-000	BOLT, HEX., 12X130	-	-	-	-	6	-	-----	1700905 LD,LU,XD,XT,XU,XXD,XXT,XXU
47	90205-ZY1-000	NUT, SELF-LOCK, 6MM	2	2	2	2	2	2		
48	90302-ZW5-003	NUT, FLANGE, 12MM	2	2	2	2	2	2		
49	90304-ZV5-013	NUT, SELF-LOCK(7/8-14UNF) ...	1	1	1	1	1	1		



F-10

STERN BRACKET/SWIVEL CASE



Ref. No.	Part No.	Description	Reqd. QTY						Serial No.	Parts catalogue code
			BF 175 AK2	BF 175 AK3	BF 200 AK2	BF 200 AK3	BF 225 AK2	BF 225 AK3		
50	90304-ZW1-013	NUT, SELF-LOCK(25X2.0)	1	1	1	1	1	1		
51	90306-ZV5-003	NUT, SELF-LOCK, 10MM	1	-	-	-	-	-	-----	XCU
	90306-ZW4-003	NUT, FLANGE, 10MM	1	-	-	-	-	-	-----	XT,XXT
	90306-ZV5-003	NUT, SELF-LOCK, 10MM	1	-	-	-	-	-	1400040	XD,XU,XXD
	90306-ZW4-003	NUT, FLANGE, 10MM	1	-	-	-	-	-	1400041	XD,XU,XXD
			-	1	-	-	-	-	-----	XCT,XT,XXT
	90306-ZV5-003	NUT, SELF-LOCK, 10MM	-	-	1	-	-	-	1700027	XCD,XCU
			-	-	1	-	-	-	1700070	LU,XD,XU,XXD,XXU
	90306-ZW4-003	NUT, FLANGE, 10MM	-	-	1	-	-	-	1700028	XCD,XCU
			-	-	1	-	-	-	1700071	LU,XD,XU,XXD,XXU
			-	-	-	-	1	-	-----	XCT,XT,XXCT,XXT
	90306-ZV5-003	NUT, SELF-LOCK, 10MM	-	-	-	-	1	-	1700060	XCD,XCU,XXCD,XXCU
			-	-	-	-	1	-	1700259	LD,LU,XD,XU,XXD,XXU
	90306-ZW4-003	NUT, FLANGE, 10MM	-	-	-	-	1	-	1700061	XCD,XCU,XXCD,XXCU
			-	-	-	-	1	-	1700260	LD,LU,XD,XU,XXD,XXU
52	90307-ZV5-003	NUT, SELF-LOCK(3/8-24UNF) ...	(2)	(2)	(2)	(2)	(2)	(2)		
53	90501-ZV5-000	WASHER, WAVE, 40MM	1	1	1	1	1	1		
54	90501-ZY3-A00	WASHER, WAVE, 12MM	2	2	2	2	2	2		
55	90502-ZV5-000	WASHER, WAVE, 26MM	2	2	2	2	2	2		
56	90504-ZV5-000	WASHER, THRUST, 34MM	1	1	1	1	1	1		
57	90504-ZY3-A00	WASHER, UPPER MOUNTING STOPPER	2	-	2	-	2	-		
	90504-ZX2-C00	-	2	-	2	-	2	-----	X3,XC3,XX3,XXC3
	90504-ZY3-A00	-	2	-	-	-	-	1500069	XD,XT,XU,XXD,XXT
	90504-ZX2-C00	-	2	-	-	-	-	1500070	XD,XT,XU,XXD,XXT
	90504-ZY3-A00	-	-	-	2	-	-	1800036	XCD,XCT,XCU
	90504-ZY3-A00	-	-	-	2	-	-	1800295	LU,XD,XT,XU,XXD,XXT,XXU

3

F-10

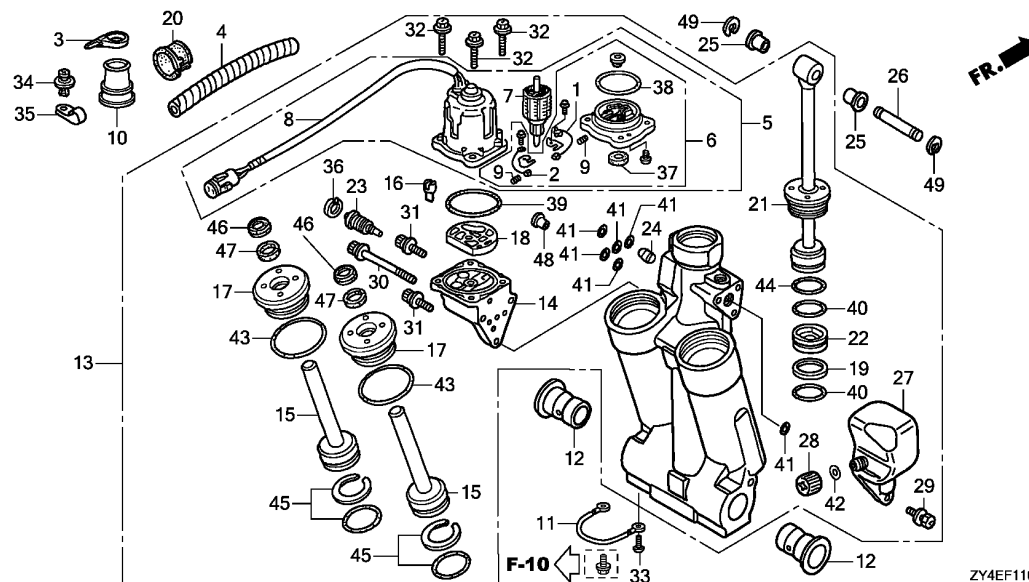
STERN BRACKET/SWIVEL CASE

Ref. No.	Part No.	Description	Reqd. QTY						Serial No.	Parts catalogue code
			BF 175 AK2	BF 175 AK3	BF 200 AK2	BF 200 AK3	BF 225 AK2	BF 225 AK3		
57)	90504-ZX2-C00	WASHER, UPPER MOUNTING STOPPER	-	-	-	2	-	-	1800037	----- XCD,XCT,XCU
			-	-	-	2	-	-	1800296	----- LU,XD,XT,XU,XXD,XXT,XXU
	90504-ZY3-A00	-	-	-	-	-	2	----- 1800214	XCD,XCT,XCU,XXCD,XXCT,XXCU
			-	-	-	-	-	2	----- 1800626	LD,LU,XD,XT,XU,XXD,XXT,XXU
	90504-ZX2-C00	-	-	-	-	-	2	----- 1800215	XCD,XCT,XCU,XXCD,XXCT,XXCU
			-	-	-	-	-	2	----- 1800627	LD,LU,XD,XT,XU,XXD,XXT,XXU
58	90509-ZY3-000	WASHER, 7/8INCH	1	1	1	1	1	1		
59	90510-ZY3-000	WASHER, 25MM	1	1	1	1	1	1		
60	90512-ZV4-000	WASHER, PLAIN, 6MM	2	2	2	2	2	2		
61	90514-ZV4-000	WASHER, 10MM	(3)	(3)	(3)	(3)	(3)	(3)		
62	90545-ZV5-000	WASHER, PLAIN, 10MM	1	-	-	-	-	-	-----	XCU
	90511-921-000	1	-	-	-	-	-	-----	XT,XXT
	90545-ZV5-000	1	-	-	-	-	-	----- 1400040	XD,XU,XXD
	90511-921-000	1	-	-	-	-	-	----- 1400041	XD,XU,XXD
			-	1	-	1	-	1	-----	XCT,XT,XXT
	90545-ZV5-000	-	-	1	-	-	-	----- 1700027	XCD,XCU
			-	-	1	-	-	-	----- 1700070	LU,XD,XU,XXD,XXU
	90511-921-000	-	-	1	-	-	-	----- 1700028	XCD,XCU
			-	-	1	-	-	-	----- 1700071	LU,XD,XU,XXD,XXU
	90545-ZV5-000	-	-	-	-	1	-	-----	XCT,XT,XXCT,XXT
			-	-	-	-	1	-	----- 1700060	XCD,XCU,XXCD,XXCU
	90511-921-000	-	-	-	-	1	-	----- 1700259	LD,LU,XD,XU,XXD,XXU
			-	-	-	-	1	-	----- 1700061	XCD,XCU,XXCD,XXCU
			-	-	-	-	1	-	----- 1700260	LD,LU,XD,XU,XXD,XXU
63	90552-ZV5-000	WASHER, PLAIN, 12MM	6	6	6	6	6	6		
64	90559-ZV5-000	WASHER, PLAIN, 12MM	14	14	14	14	14	14		
65	90602-921-000	CLIP, TUBE(B8)	(1)	(1)	(1)	(1)	(1)	(1)		
66	90651-ZV5-000	CIRCLIP, EXTERNAL, 39MM	1	1	1	1	1	1		
67	90681-763-A01	CLIP, WIRE HARNESS	1	1	1	1	1	1		
68	90951-ZV7-010	NIPPLE, GREASE	6	6	6	6	6	6		
69	91256-ZV5-003	OIL SEAL, 39.5X52X6(ARAI)	1	1	1	1	1	1		
70	91352-ZV5-000	O-RING, 15.54X2.26	1	1	1	1	1	1		
71	91560-ZY3-000	COLLAR, STEERING ROD	(1)	(1)	(1)	(1)	(1)	(1)		
72	94001-12490-0s	NUT, HEX., 12MM	12	12	12	12	12	12		
73	94305-30203	PIN, SPRING, 3X20	2	2	2	2	2	2		
74	95005-50200-30	TUBE, 5X200(95005-50001-30M)	1	1	1	1	1	1		
75	95005-50950-30	TUBE, 5X950(95005-50001-30M)	(1)	(1)	(1)	(1)	(1)	(1)		
76	32161-KM3-003	BAND, WIRE	(1)	(1)	(1)	(1)	(1)	(1)		
77	90119-ZV5-000	SCREW, PAN, 6X8	(2)	(2)	(2)	(2)	(2)	(2)		



F-11

POWER TRIM-TILT



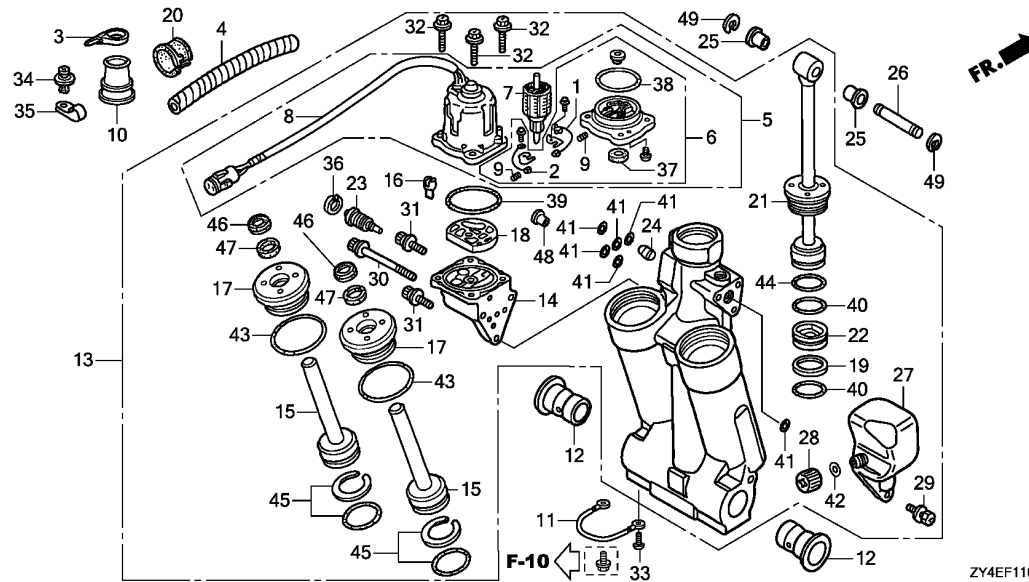
Ref. No.	L.O.N.	(Relative ref. Number) Description	F.R.T.
5	8171B6	(39) MOTOR, POWER TILTINCLUDES: Engine removal and installation	8.6
6	8171E7	BRACKET, TILT MOTORINCLUDES: Engine removal and installation	8.7
7	8171F4	ARMATURE, POWER TRIM-TILTINCLUDES: Engine removal and installation	8.7
8	8171D2	(38) YOKE, POWER TRIM-TILTINCLUDES: Engine removal and installation	8.7
11	6111D0	WIRE, LEAD	0.1
13	8171C9	TILT, POWERINCLUDES: Engine removal and installation	7.6
14	8171C7	(41) PUMP, POWER TRIM-TILTINCLUDES: Engine removal and installation	8.8
15	8171C1	(17,43,45,46,47) ROD, POWER TRIM-TILT PISTON(B)	9.5

3

Ref. No.	Part No.	Description	Reqd. QTY						Serial No.	Parts catalogue code
			BF 175 AK2	BF 175 AK3	BF 200 AK2	BF 200 AK3	BF 225 AK2	BF 225 AK3		
1	30280-ZY3-003	BREAKER ASSY.	1	1	1	1	1	1	-----	LD,LU,XCD,XCT,XCU,XD,XT,XU,XXCD,XXCT,XXCU,XXD,XXT,XXU
	30280-ZX2-003	-	1	-	1	-	1	-----	X3,XC3,XX3,XXC3
2	31106-ZY3-003	BRUSH ASSY.	1	1	1	1	1	1	-----	LD,LU,XCD,XCT,XCU,XD,XT,XU,XXCD,XXCT,XXCU,XXD,XXT,XXU
	31106-ZX2-003	-	1	-	1	-	1	-----	X3,XC3,XX3,XXC3
3	35701-MG9-950	BAND(BLACK 3.5X140)	1	1	1	1	1	1	-----	
4	36104-ZW1-003	TUBE, SPIRAL(12X14.6)	1	1	1	1	1	1	-----	
5	36120-ZY3-013	MOTOR ASSY., POWER TILT	1	-	1	-	1	-	-----	LD,LU,XCD,XCT,XCU,XD,XT,XU,XXCD,XXCT,XXCU,XXD,XXT,XXU
	36120-ZX2-003	-	1	-	1	-	1	-----	X3,XC3,XX3,XXC3
	36120-ZX2-013	-	1	-	1	-	1	-----	X3,XC3,XX3,XXC3
6	36122-ZY3-013	BRACKET ASSY.	1	1	1	1	1	1	-----	LD,LU,XCD,XCT,XCU,XD,XT,XU,XXCD,XXCT,XXCU,XXD,XXT,XXU
	36122-ZX2-003	-	1	-	1	-	1	-----	X3,XC3,XX3,XXC3
7	36123-ZY3-013	ARMATURE COMP.	1	1	1	1	1	1	-----	
8	36129-ZY3-013	YOKE ASSY.	1	-	1	-	1	-	-----	
	36129-ZX2-003	-	1	-	1	-	1	-----	
9	36136-ZV5-821	SPRING, MOTOR	2	2	2	2	2	2	-----	
10	40107-ZW1-700	GROMMET, UNDER CASE(C)	3	3	3	3	3	3	-----	
11	40219-ZY3-013	WIRE, LEAD(1.5X116MM)	1	1	1	1	1	1	-----	
12	50214-ZV5-003	BUSH, SWIVEL CASE	2	2	2	2	2	2	-----	
13	56000-ZY3-053	TRIM-TILT ASSY., POWER	1	-	1	-	1	-	-----	XCT,XT,XXCT,XXT
	56000-ZY3-043	1	-	-	-	-	-	-----	XCU
			1	-	-	-	-	-	1400078	XD,XU,XXD
	56000-ZY3-053	1	-	-	-	-	-	1400079	XD,XU,XXD
	56000-ZX2-013	-	1	-	1	-	1	-----	LD,LU,XCD,XCT,XCU,XD,XT,XU,XXCD,XXCT,XXCU,XXD,XXT,XXU
	56000-ZX2-023	-	1	-	1	-	1	-----	X3,XC3,XX3,XXC3
	56000-ZY3-043	-	-	1	-	-	-	-----	1700036 XCD,XCU
			-	-	1	-	-	-	-----	1700170 LU,XD,XU,XXD,XXU

F-11

POWER TRIM-TILT

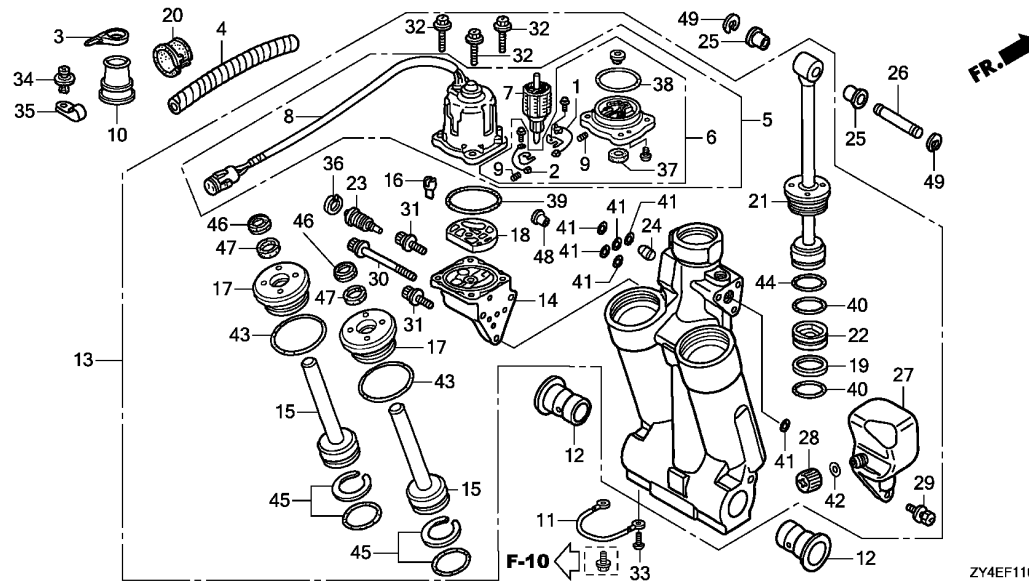


Ref. No.	L.O.N.	(Relative ref. Number) Description	F.R.T.
+15		.INCLUDES: Engine removal and installation .NOTE: Same time for two units	
18	8171A9	FILTER, POWER TRIM-TILT	8.7
21	8171C0	ROD, POWER TRIM-TILT PISTON ..	9.5
27	8171D3	TANK, OIL(POWER TRIM-TILT) ...	8.4

Ref. No.	Part No.	Description	Reqd. QTY						Serial No.	Parts catalogue code
			BF 175 AK2	BF 175 AK3	BF 200 AK2	BF 200 AK3	BF 225 AK2	BF 225 AK3		
13)	56000-ZY3-053	TRIM-TILT ASSY., POWER	-	-	1	-	-	-	1700037	----- XCD,XCU
	56000-ZY3-043	-	-	1	-	1	-	1700171	----- LU,XD,XU,XXD,XXU
	56000-ZY3-053	-	-	-	-	1	-	1700218	----- XCD,XCU,XXCD,XXCU
	56000-ZY3-053	-	-	-	-	1	-	1700219	----- XCD,XCU,XXCD,XXCU
14	56100-ZY3-003	PUMP ASSY.	1	-	-	-	-	-	1700591	----- LD,LU,XD,XU,XXD,XXU
	56100-ZY3-013	1	-	-	-	-	-		----- XCU
	56100-ZY3-003	1	-	-	-	-	-	1400078	----- XT,XXT
	56100-ZY3-013	1	-	-	-	-	-	1400079	----- XD,XU,XXD
	56100-ZY3-003	-	1	-	1	-	1		----- XCT,XT,XXT
	56100-ZY3-013	-	1	-	-	-	-	1700036	----- XCD,XCU
	56100-ZY3-013	-	1	-	-	-	-	1700170	----- LU,XD,XU,XXD,XXU
	56100-ZY3-013	-	1	-	-	-	-	1700037	----- XCD,XCU
	56100-ZY3-003	-	1	-	-	-	-	1700171	----- LU,XD,XU,XXD,XXU
	56100-ZY3-003	-	1	-	-	-	-		----- XCT,XT,XXCT,XXT
	56100-ZY3-013	-	1	-	-	-	-	1700218	----- XCD,XCU,XXCD,XXCU
	56100-ZY3-013	-	1	-	-	-	-	1700590	----- LD,LU,XD,XU,XXD,XXU
	56100-ZY3-013	-	1	-	-	-	-	1700219	----- XCD,XCU,XXCD,XXCU
	56100-ZY3-013	-	1	-	-	-	-	1700591	----- LD,LU,XD,XU,XXD,XXU
15	56110-ZW1-701	ROD COMP., PISTON(B)	2	2	2	2	2	2		
16	56113-ZW1-701	JOINT, DRIVE	1	1	1	1	1	1		
17	56115-ZY9-003	GUIDE COMP., ROD	2	2	2	2	2	2		
18	56116-ZW1-701	FILTER B	1	1	1	1	1	1		
19	56117-ZV5-821	RING, BACK UP	1	1	1	1	1	1		
20	56118-ZV5-820	BUSH, MOTOR CODE	1	1	1	1	1	1		

F-11

POWER TRIM-TILT

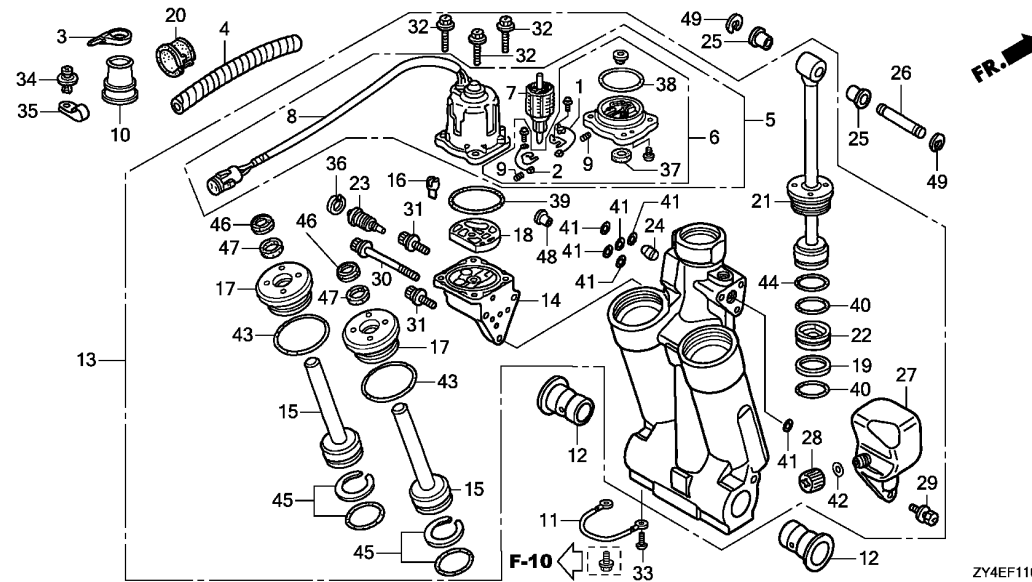


3

Ref. No.	Part No.	Description	Reqd. QTY						Serial No.	Parts catalogue code
			BF 175 AK2	BF 175 AK3	BF 200 AK2	BF 200 AK3	BF 225 AK2	BF 225 AK3		
21	56120-ZY3-013	ROD COMP., PISTON	1	1	1	1	1	1		
22	56130-ZW1-702	PISTON COMP., FREE	1	1	1	1	1	1		
23	56170-ZY3-013	VALVE COMP., MANUAL	1	1	1	1	1	1		
24	56180-ZW1-701	VALVE COMP., RESERVOIR	1	1	1	1	1	1		
25	56513-ZV5-000	BUSH, LOWER CYLINDER	2	2	2	2	2	2		
26	56532-ZY3-000	PIN, UPPER CYLINDER	1	-	1	-	1	-		
	56532-ZX2-C00	-	1	-	1	-	1	-----	X3,XC3,XX3,XXC3
	56532-ZY3-000	-	1	-	-	-	-	1500069	XD,XT,XU,XXD,XXT
	56532-ZX2-C00	-	1	-	-	-	-	1500070	XD,XT,XU,XXD,XXT
	56532-ZY3-000	-	-	-	1	-	-	1800036	XCD,XCT,XCU
		-	-	-	1	-	-	1800295	LU,XD,XT,XU,XXD,XXT,XXU
	56532-ZX2-C00	-	-	-	1	-	-	1800037	XCD,XCT,XCU
		-	-	-	1	-	-	1800296	LU,XD,XT,XU,XXD,XXT,XXU
	56532-ZY3-000	-	-	-	-	-	1	1800214	XCD,XCT,XCU,XXCD,XXCT,XXCU
		-	-	-	-	-	1	1800626	LD,LU,XD,XT,XU,XXD,XXT,XXU
	56532-ZX2-C00	-	-	-	-	-	1	1800215	XCD,XCT,XCU,XXCD,XXCT,XXCU
		-	-	-	-	-	1	1800627	LD,LU,XD,XT,XU,XXD,XXT,XXU
27	56851-ZW1-703	TANK, OIL	1	1	1	1	1	1		
28	56860-ZW1-701	CAP COMP., OIL TANK	1	1	1	1	1	1		
29	90113-ZW1-702	BOLT, RECESSED	3	3	3	3	3	3		
30	90114-ZW1-702	BOLT, SOCKET(A)	1	1	1	1	1	1		
31	90115-ZW1-702	BOLT, SOCKET(B)	2	2	2	2	2	2		
32	90116-ZW1-702	BOLT, HEX.	4	4	4	4	4	4		
33	90119-ZV5-000	SCREW, PAN, 6X8	1	1	1	1	1	1		
34	90127-ZV5-003	SCREW, RIVET, 5X10	1	1	1	1	1	1		
35	90602-SB0-003	CLIP, 10.7MM	1	1	1	1	1	1		

F-11

POWER TRIM-TILT

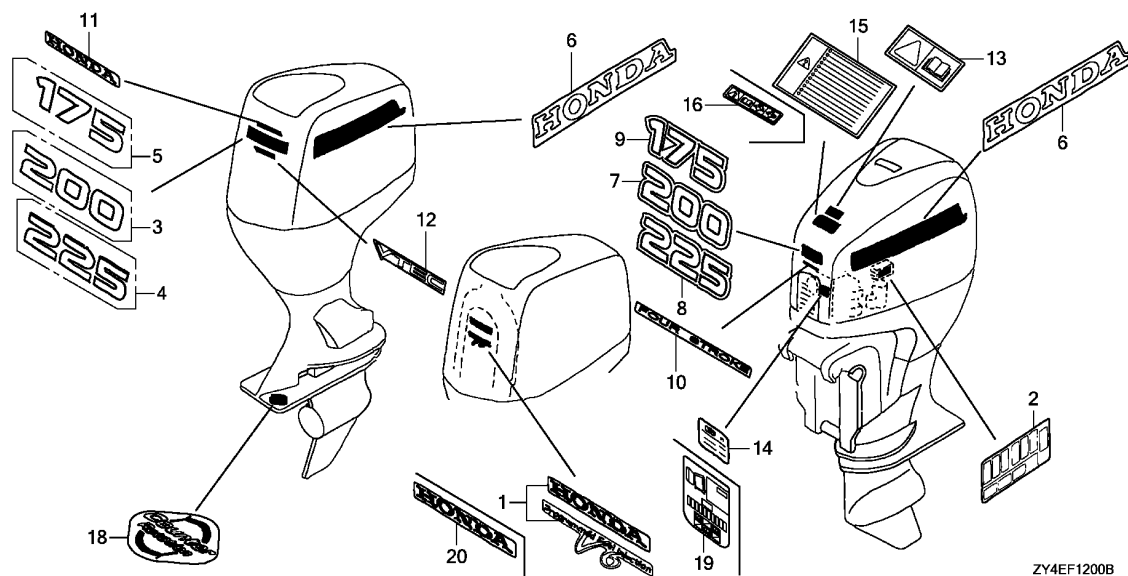


ZY4EF1100

Ref. No.	Part No.	Description	Reqd. QTY						Serial No.	Parts catalogue code
			BF 175 AK2	BF 175 AK3	BF 200 AK2	BF 200 AK3	BF 225 AK2	BF 225 AK3		
36	90652-ZW1-702	CIRCLIP, INTERNAL	1	1	1	1	1	1		
37	91203-ZV5-821	OIL SEAL	1	1	1	1	1	1		
38	91207-ZW1-013	O-RING, 2.0X70.5	1	1	1	1	1	1		
39	91302-ZV5-821	O-RING, 1.8X69.6	1	1	1	1	1	1		
40	91316-ZV5-821	O-RING, 3.5X38.7	2	2	2	2	2	2		
41	91352-ZW1-702	O-RING, 1.8X7.7	6	6	6	6	6	6		
42	91353-ZW1-703	O-RING, 1.9X11	1	1	1	1	1	1		
43	91354-ZW1-701	O-RING, 3.5X35.7	2	2	2	2	2	2		
44	91355-ZW1-701	O-RING, 3.5X41.7	1	1	1	1	1	1		
45	91357-ZW1-701	O-RING SET, 3.5X31.7	2	2	2	2	2	2		
46	91358-ZW1-701	SEAL, WATER	2	2	2	2	2	2		
47	91361-ZW1-701	PACKING	2	2	2	2	2	2		
48	91557-ZW1-701	COLLAR, ORIFICE	1	1	1	1	1	1		
49	94540-15029	E-RING, 15MM	2	2	2	2	2	2		

F-12

LABEL



Ref. L.O.N. (Relative ref. Number) F.R.T.
No. Description

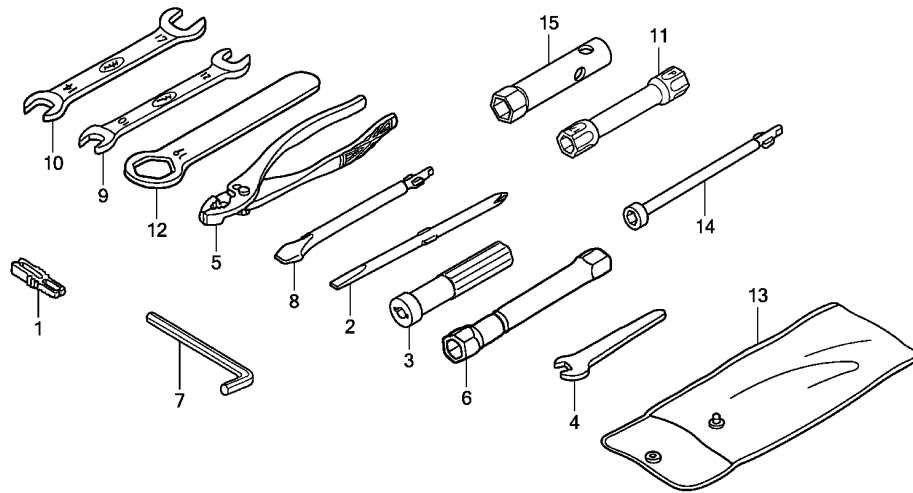
NO INFORMATION

3

Ref. No.	Part No.	Description	Reqd. QTY						Serial No.	Parts catalogue code
			BF 175 AK2	BF 175 AK3	BF 200 AK2	BF 200 AK3	BF 225 AK2	BF 225 AK3		
1	87101-ZY3-000	MARK, EMBLEM	1	-	1	-	1	-		
2	87117-ZY9-000	LABEL, FUSE	1	-	1	-	1	-		
3	87121-ZY2-C00	MARK, RR. (BF200)	-	-	1	1	-	-		
4	87121-ZY3-C00	MARK, RR. (BF225)	-	-	-	-	1	1		
5	87121-ZY4-C00	MARK, RR. (BF175)	1	1	-	-	-	-		
6	87132-ZY3-000	MARK, SIDE STRIPE (HONDA)	2	2	2	2	2	2		
7	87301-ZY2-C00	MARK, FR. EMBLEM (BF200)	-	-	1	1	-	-		
8	87301-ZY3-C00	MARK, FR. EMBLEM (BF225)	-	-	-	-	1	1		
9	87301-ZY4-C00	MARK, FR. EMBLEM (BF175)	1	1	-	-	-	-		
10	87302-ZY3-C00	MARK, FOUR STROKE	1	1	1	1	1	1	-----	LD, X3, XC3, XCD, XCT, XD, XT, XX3, XXC3, XXCD, XXCT, XXD, XXT
11	87303-ZZ5-C00	MARK, HONDA	1	1	1	1	1	1		
12	87304-ZZ5-C00	MARK (VTEC)	-	-	-	-	1	1		
13	87522-ZH8-W41	MARK, CAUTION (PICTOGRAPH) ...	1	1	1	1	1	1	-----	LD, XCD, XCT, XD, XT, XXCD, XXCT, XXD, XXT
14	87531-ZY3-660	LABEL, CAUTION OIL (EF)	1	-	1	-	1	-		
15	87538-ZW1-721	LABEL, WARNING OPERATOR (EC) ..	1	1	1	1	1	1	-----	LD, XCD, XCT, XD, XT, XXCD, XXCT, XXD, XXT
16	87538-ZY9-U80	LABEL, WARNING OPERATOR (EU) ..	1	1	1	1	1	1	-----	LU, X3, XC3, XCU, XU, XX3, XXC3, XXCU, XXU
18	87801-ZY3-710	MARK, COUNTER ROTATION	1	-	1	1	1	1	-----	XCD, XCT, XCU, XXCD, XXCT, XXCU
19	87117-ZX2-T60	LABEL, FUSE & OIL CAUTION ...	-	1	-	1	-	1		
20	87531-733-E81	EMBLEM (HONDA 135)	-	1	-	1	-	1		

F-13

TOOL



ZY4EF1300B

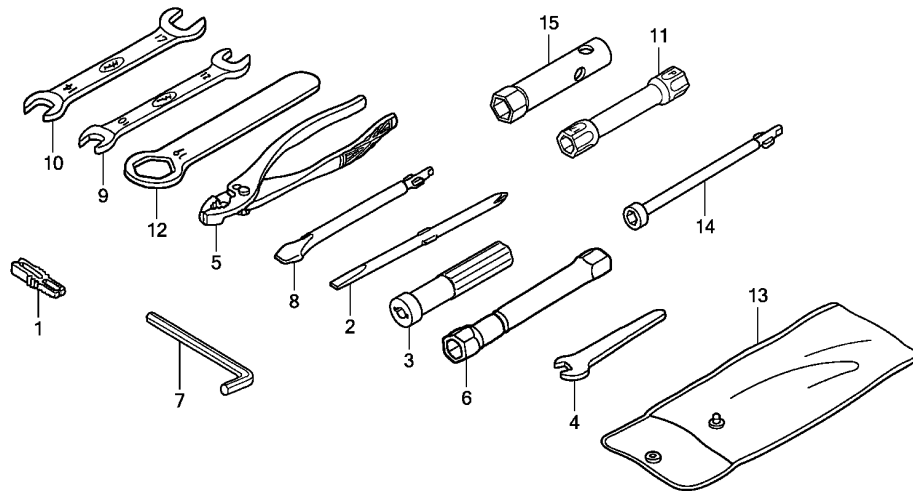
Ref. L.O.N. (Relative ref. Number) F.R.T.
No. Description

NO INFORMATION

Ref. No.	Part No.	Description	Reqd. QTY						Serial No.	Parts catalogue code
			BF 175 AK2	BF 175 AK3	BF 200 AK2	BF 200 AK3	BF 225 AK2	BF 225 AK3		
1	38235-S04-003	PULLER, MINI FUSE(SUMITOMO) -	1	-	1	-	1	-	-----	LD,LU,XCD,XCU,XD,XT,XU,XXCD,XXCU,XXD,XXU
2	89102-538-000	DRIVER, SCREW(NO.2 + -)	-	1	-	-	-	-	-----	LD,LU,XCD,XCU,XD,XT,XU,XXCD,XXCU,XXD,XXU
			-	-	-	1	-	-	-----	1500029 XD,XT,XU,XXD
			-	-	-	-	-	-	-----	1800156 LU,XD,XT,XU,XXD,XXU
			-	-	-	-	-	1	-----	1800418 LD,LU,XD,XT,XU,XXD,XXU
3	89103-538-000	GRIP	1	-	1	-	1	-	-----	LD,LU,XCD,XCU,XD,XT,XU,XXCD,XXCU,XXD,XXU
	99003-50000	GRIP, SCREW DRIVER	-	1	-	1	-	1	-----	X3,XX3
	89103-538-000	GRIP	-	1	-	-	-	-	-----	1500029 XD,XT,XU,XXD
	99003-50000	GRIP, SCREW DRIVER	-	1	-	-	-	1500030	-----	XD,XT,XU,XXD
	89103-538-000	GRIP	-	-	-	1	-	-	-----	1800156 LU,XD,XT,XU,XXD,XXU
	99003-50000	GRIP, SCREW DRIVER	-	-	-	1	-	1800157	-----	LU,XD,XT,XU,XXD,XXU
	89103-538-000	GRIP	-	-	-	-	-	1	-----	1800418 LD,LU,XD,XT,XU,XXD,XXU
	99003-50000	GRIP, SCREW DRIVER	-	-	-	-	-	1800419	-----	LD,LU,XD,XT,XU,XXD,XXU
4	89203-836-000	SPANNER, 8MM	1	-	1	-	1	-	-----	LD,LU,XCD,XCU,XD,XT,XU,XXCD,XXCU,XXD,XXU
			-	1	-	-	-	-	-----	1500029 XD,XT,XU,XXD
			-	-	-	1	-	-	-----	1800156 LU,XD,XT,XU,XXD,XXU
			-	-	-	-	-	1	-----	1800418 LD,LU,XD,XT,XU,XXD,XXU
5	89210-GBJ-J00	PLIERS, 135(RIKEN)	1	-	1	-	1	-	-----	LD,LU,XCD,XCU,XD,XT,XU,XXCD,XXCU,XXD,XXU
			-	1	-	-	-	-	-----	1500029 XD,XT,XU,XXD
			-	-	-	1	-	-	-----	1800156 LU,XD,XT,XU,XXD,XXU
			-	-	-	-	-	1	-----	1800418 LD,LU,XD,XT,XU,XXD,XXU
6	89216-SF4-000	WRENCH, PLUG	1	1	1	-	-	-	-----	LU,X3,XCD,XCU,XD,XT,XU,XX3,XXD,XXU
			-	-	-	1	-	-	-----	LU,X3,XD,XT,XU,XXD,XXU
			-	-	-	-	1	-	-----	LD,LU,XCD,XCU,XD,XT,XU,XXCD,XXCU,XXD,XXU
			-	-	-	-	-	1	-----	LD,LU,X3,XD,XT,XU,XX3,XXD,XXU

F-13

TOOL



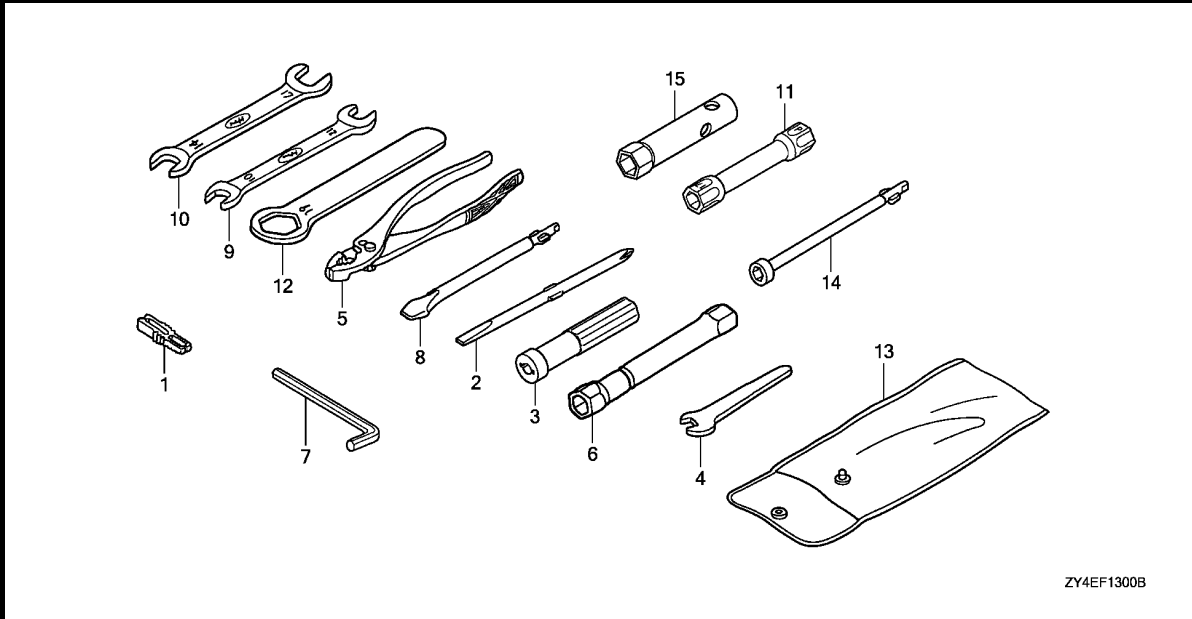
ZY4EF1300B

3

Ref. No.	Part No.	Description	Reqd. QTY						Serial No.	Parts catalogue code
			BF 175 AK2	BF 175 AK3	BF 200 AK2	BF 200 AK3	BF 225 AK2	BF 225 AK3		
7	89221-371-000	WRENCH, HEX., 6MM	1	1	1	-	-	-	LU, X3, XCD, XCU, XD, XT, XU, XX3, XXD, XXU LU, X3, XD, XT, XU, XXD, XXU LD, LU, XCD, XCU, XD, XT, XU, XXCD, XXCU, XXD, XXU LD, LU, X3, XD, XT, XU, XX3, XXD, XXU	
8	89301-921-010	DRIVER, CHECK BOLT	1	-	1	-	1	-	LD, LU, XCD, XCU, XD, XT, XU, XXCD, XXCU, XXD, XXU X3, XX3	
	99003-30000	DRIVER 3, MINUS SCREW(NO.2)	-	1	-	1	-	1	1500029 XD, XT, XU, XXD	
	89301-921-010	DRIVER, CHECK BOLT	-	1	-	-	-	-	1500030 XD, XT, XU, XXD	
	99003-30000	DRIVER 3, MINUS SCREW(NO.2)	-	-	-	-	-	-	1800156 LU, XD, XT, XU, XXD, XXU	
	89301-921-010	DRIVER, CHECK BOLT	-	-	-	1	-	-	1800157 LU, XD, XT, XU, XXD, XXU	
	99003-30000	DRIVER 3, MINUS SCREW(NO.2)	-	-	-	1	-	-	1800418 LD, LU, XD, XT, XU, XXD, XXU	
	89301-921-010	DRIVER, CHECK BOLT	-	-	-	-	-	1	1800419 LD, LU, XD, XT, XU, XXD, XXU	
	99003-30000	DRIVER 3, MINUS SCREW(NO.2)	-	-	-	-	-	1	LD, LU, XCD, XCU, XD, XT, XU, XXCD, XXCU, XXD, XXU	
9	99001-10120	SPANNER, 10X12	1	-	1	-	1	-	1500029 XD, XT, XU, XXD 1800156 LU, XD, XT, XU, XXD, XXU 1800418 LD, LU, XD, XT, XU, XXD, XXU	
			-	1	-	-	-	-	1500029 XD, XT, XU, XXD	
			-	-	1	-	-	-	1800156 LU, XD, XT, XU, XXD, XXU	
			-	-	-	-	1	-	1800418 LD, LU, XCD, XCU, XD, XT, XU, XXCD, XXCU, XXD, XXU	
10	99001-14170	SPANNER, 14X17	1	-	1	-	1	-	1500029 XD, XT, XU, XXD 1800156 LU, XD, XT, XU, XXD, XXU 1800418 LD, LU, XD, XT, XU, XXD, XXU	
			-	1	-	-	-	-	1500029 XD, XT, XU, XXD	
			-	-	-	1	-	-	1800156 LU, XD, XT, XU, XXD, XXU	
			-	-	-	-	1	-	1800418 LD, LU, XD, XT, XU, XXD, XXU	
11	99004-16170	WRENCH, BOX(P16X17)	1	-	1	-	1	-	LD, LU, XCD, XCU, XD, XT, XU, XXCD, XXCU, XXD, XXU 1500029 XD, XT, XU, XXD 1800156 LU, XD, XT, XU, XXD, XXU 1800418 LD, LU, XD, XT, XU, XXD, XXU	
			-	1	-	-	-	-	1500029 XD, XT, XU, XXD	
			-	-	1	-	-	-	1800156 LU, XD, XT, XU, XXD, XXU	
			-	-	-	-	1	-	1800418 LD, LU, XD, XT, XU, XXD, XXU	
12	99006-19000	WRENCH, EYE, 19MM	1	1	1	-	-	-	LU, X3, XCD, XCU, XD, XT, XU, XX3, XXD, XXU LU, X3, XD, XT, XU, XXD, XXU LD, LU, XCD, XCU, XD, XT, XU, XXCD, XXCU, XXD, XXU	
			-	-	-	1	-	-	LD, LU, XCD, XCU, XD, XT, XU, XXCD, XXCU, XXD, XXU	
			-	-	-	-	1	-	LD, LU, X3, XD, XT, XU, XX3, XXD, XXU	

F-13

TOOL

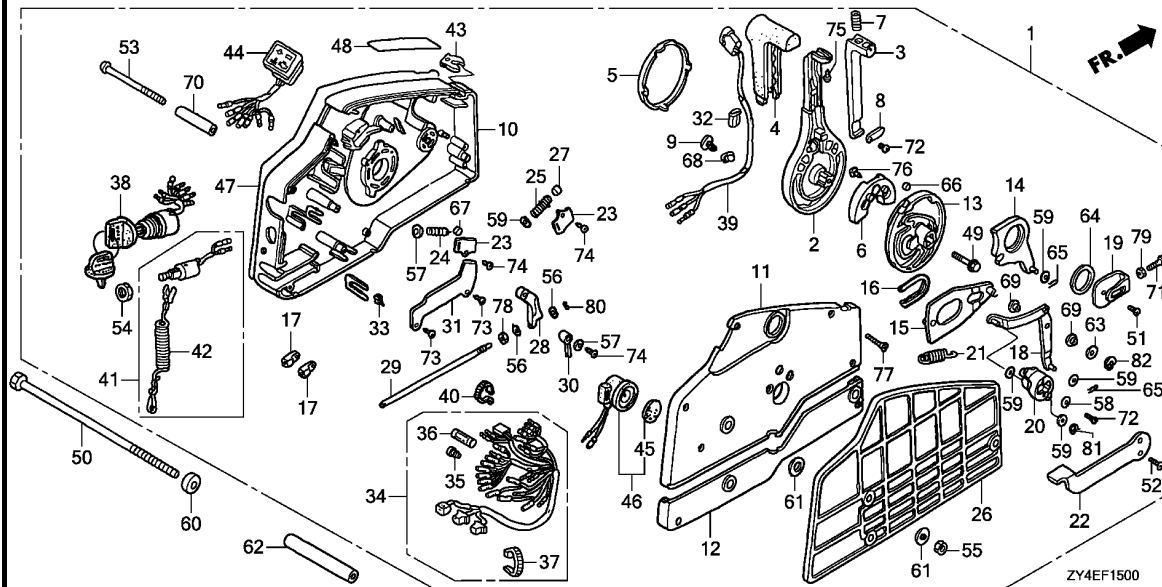


Ref. No.	Part No.	Description	Reqd. QTY						Serial No.	Parts catalogue code
			BF 175 AK2	BF 175 AK3	BF 200 AK2	BF 200 AK3	BF 225 AK2	BF 225 AK3		
13	99008-02000	BAG, TOOL, 200MM	1	1	1	-	-	-	----- LU,X3,XCD,XCU,XD,XT,XU,XX3,XXD,XXU ----- LU,X3,XD,XT,XU,XXD,XXU ----- LD,LU,XCD,XCU,XD,XT,XU,XXCD,XXCU,XXD,XXU	
14	89214-MLO-000	WRENCH, BOX(10)	-	1	-	-	-	1	----- LD,LU,X3,XD,XT,XU,XX3,XXD,XXU ----- 1500029 XD,XT,XU,XXD ----- 1800156 LU,XD,XT,XU,XXD,XXU ----- 1800418 LD,LU,XD,XT,XU,XXD,XXU	
15	89217-355-000	WRENCH, BOX(10MM)	-	1	-	1	-	1	----- X3,XX3 ----- 1500030 ----- XD,XT,XU,XXD ----- 1800157 ----- LU,XD,XT,XU,XXD,XXU ----- 1800419 ----- LD,LU,XD,XT,XU,XXD,XXU	



F-15

REMOTE CONTROL



Ref. No.	L.O.N.	(Relative ref. Number) Description	F.R.T.
2	6221B7	HANDLE, REMOTE CONTROL	0.5
3	6221H8	LEVER, HANDLE LOCK	0.4
5	6221H6	CAP, REMOTE CONTROL HANDLE ...	0.1
10	6221H9	HOUSING, REMOTE CONTROL BOX(A)	0.8
11	6221J0	HOUSING, REMOTE CONTROL BOX(B)	0.2
12	6221J1	HOUSING, REMOTE CONTROL BOX(C)	0.1
13	6221E0	WHEEL, REMOTE CONTROL	0.4
15	6221D3	PLATE, REMOTE CONTROL SLIDING	0.4
22	6221H7	LEVER, REMOTE CONTROL IDLE ...	0.1
27	6221F5	SPACER, CLICK SPRING	0.4
34	6111B0	CABLE, REMOTE CONTROL(B)	0.5
38	6151D7	SWITCH, COMBINATION (REMOTE CONTROL)	0.4
39	616150	SWITCH, POWER TRIM-TILT (REMOTE CONTROL)	0.5
41	6151D8	SWITCH, EMERGENCY STOP (REMOTE CONTROL)	0.3
44	6161B4	LAMP, INDICATION (REMOTE CONTROL)	0.3
46	6211C3	BUZZER, WARNING	0.3
67	6221F6	ROLLER, CLICK	0.4

3

Ref. No.	Part No.	Description	Reqd. QTY						Serial No.	Parts catalogue code
			BF 175 AK2	BF 175 AK3	BF 200 AK2	BF 200 AK3	BF 225 AK2	BF 225 AK3		
1	24800-ZZ5-040	BOX ASSY., REMOTE CONTROL ...	-	1	-	1	-	1	-----	X3,XC3,XX3,XXC3
2	24811-ZV5-010	HANDLE, REMOTE CONTROL	-	1	-	1	-	1	-----	X3,XC3,XX3,XXC3
3	24812-ZV5-000	LEVER, HANDLE LOCK	-	1	-	1	-	1	-----	X3,XC3,XX3,XXC3
4	24813-ZV5-000	GRIP, REMOTE CONTROL HANDLE ...	-	1	-	1	-	1	-----	X3,XC3,XX3,XXC3
5	24814-ZV5-010	CAP, HANDLE	-	1	-	1	-	1	-----	X3,XC3,XX3,XXC3
6	24815-ZV5-010	BLOCK, NEUTRAL LOCK	-	1	-	1	-	1	-----	X3,XC3,XX3,XXC3
7	24816-ZV5-000	SPRING, REMOTE CONTROL HANDLE	-	1	-	1	-	1	-----	X3,XC3,XX3,XXC3
8	24817-ZV5-000	PLATE, LEVER SETTING	-	1	-	1	-	1	-----	X3,XC3,XX3,XXC3
9	24818-ZV5-003	CLAMP, HARNESS	-	1	-	1	-	1	-----	X3,XC3,XX3,XXC3
10	24820-ZV5-010	HOUSING COMP., REMOTE CONTROL BOX(A)	-	1	-	1	-	1	-----	X3,XC3,XX3,XXC3
11	24830-ZV5-010	HOUSING COMP., REMOTE CONTROL BOX(B)	-	1	-	1	-	1	-----	X3,XC3,XX3,XXC3
12	24836-ZV5-000	HOUSING, REMOTE CONTROL BOX(C)	-	1	-	1	-	1	-----	X3,XC3,XX3,XXC3
13	24841-ZV5-000	WHEEL, CONTROL	-	1	-	1	-	1	-----	X3,XC3,XX3,XXC3
14	24845-ZV5-000	ARM COMP., SHIFT LINK	-	1	-	1	-	1	-----	X3,XC3,XX3,XXC3
15	24850-ZV5-000	PLATE COMP., SLIDING	-	1	-	1	-	1	-----	X3,XC3,XX3,XXC3
16	24854-ZV5-000	COLLAR, SLIDING PLATE	-	1	-	1	-	1	-----	X3,XC3,XX3,XXC3
17	24855-ZV5-000	PIVOT, SHIFT	-	2	-	2	-	2	-----	X3,XC3,XX3,XXC3
18	24860-ZV5-000	ARM COMP., LINK JOINT	-	1	-	1	-	1	-----	X3,XC3,XX3,XXC3
19	24865-ZV5-000	BRACKET, LINK JOINT	-	1	-	1	-	1	-----	X3,XC3,XX3,XXC3
20	24875-ZV5-000	WHEEL, ACCELERATOR	-	1	-	1	-	1	-----	X3,XC3,XX3,XXC3
21	24876-ZV5-000	SPRING, ACCELERATOR WHEEL ...	-	1	-	1	-	1	-----	X3,XC3,XX3,XXC3
22	24878-ZV5-000	LEVER, IDLE	-	1	-	1	-	1	-----	X3,XC3,XX3,XXC3
23	24881-ZV5-000	PLATE, SPRING SETTING	-	2	-	2	-	2	-----	X3,XC3,XX3,XXC3

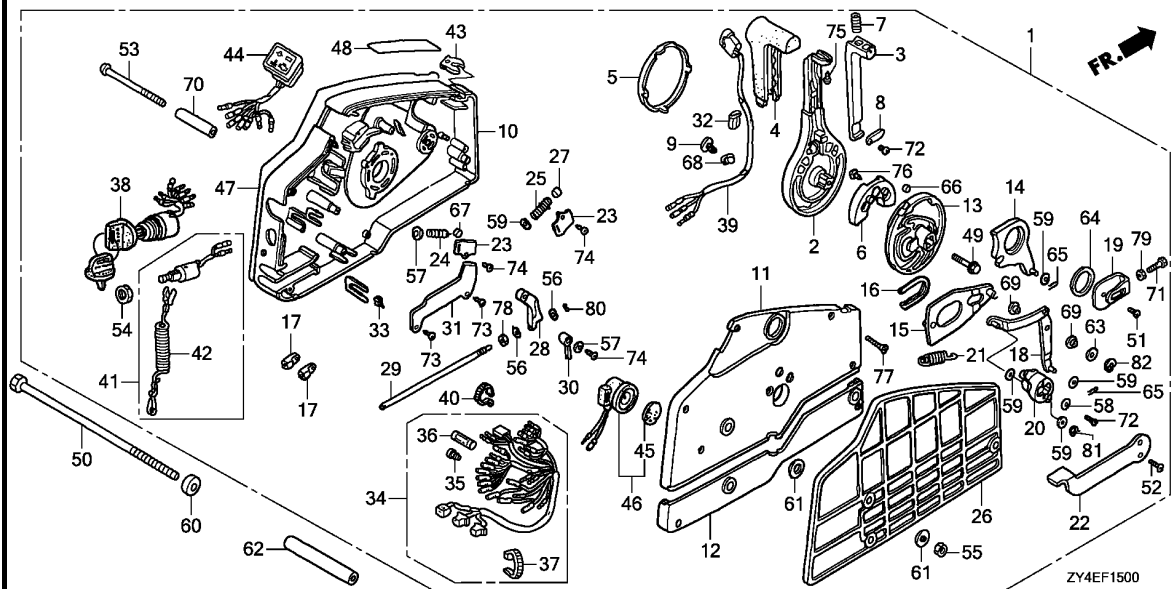
F-15

REMOTE CONTROL

Ref. No.	Part No.	Description	Reqd. QTY						Serial No.	Parts catalogue code
			BF 175 AK2	BF 175 AK3	BF 200 AK2	BF 200 AK3	BF 225 AK2	BF 225 AK3		
24	24883-ZV5-000	SPRING, SHIFT CLICK	-	1	-	1	-	1	-----	X3,XC3,XX3,XXC3
25	24884-ZV5-000	SPRING, CHOKE RETURN	-	1	-	1	-	1	-----	X3,XC3,XX3,XXC3
26	24885-ZV5-000	SPACER, REMOTE CONTROL BOX ..	-	1	-	1	-	1	-----	X3,XC3,XX3,XXC3
27	24887-ZV5-000	SPACER, CLICK SPRING	-	1	-	1	-	1	-----	X3,XC3,XX3,XXC3
28	24891-ZV5-000	BLOCK, THROTTLE FRICTION	-	1	-	1	-	1	-----	X3,XC3,XX3,XXC3
29	24892-ZV5-000	BOLT, FRICTION	-	1	-	1	-	1	-----	X3,XC3,XX3,XXC3
30	24894-ZV5-000	SPACER, NEUTRAL SWITCH	-	1	-	1	-	1	-----	X3,XC3,XX3,XXC3
31	24895-ZV5-000	CLAMP, POWER TILT CORD	-	1	-	1	-	1	-----	X3,XC3,XX3,XXC3
32	24897-ZV5-000	PIPE, HARNESS GUIDE	-	1	-	1	-	1	-----	X3,XC3,XX3,XXC3
33	24898-ZV5-000	SPACER, CABLE CLAMP	-	1	-	1	-	1	-----	X3,XC3,XX3,XXC3
34	32530-ZZ5-000	CABLE ASSY., REMOTE CONTROL(B)	-	1	-	1	-	1	-----	X3,XC3,XX3,XXC3
35	32823-ZV5-003	PLUG, INNER CONNECTOR	-	7	-	7	-	7	-----	X3,XC3,XX3,XXC3
36	32824-ZV5-003	PLUG, OUTER CONNECTOR	-	1	-	1	-	1	-----	X3,XC3,XX3,XXC3
37	32901-952-770	TIE, CABLE(NATURAL)(2.4X92) ..	-	1	-	1	-	1	-----	X3,XC3,XX3,XXC3
38	35100-ZV5-013	SWITCH ASSY., COMBINATION ...	-	1	-	1	-	1	-----	X3,XC3,XX3,XXC3
39	35370-ZV5-823	SWITCH ASSY., POWER TRIM-TILT	-	1	-	1	-	1	-----	X3,XC3,XX3,XXC3
40	35701-MG9-950	BAND(BLACK 3.5X140)	-	1	-	1	-	1	-----	X3,XC3,XX3,XXC3
41	36180-ZV5-033	SWITCH ASSY., EMERGENCY STOP	-	1	-	1	-	1	-----	X3,XC3,XX3,XXC3
42	36182-ZV4-651	CORD COMP., EMERGENCY	-	1	-	1	-	1	-----	X3,XC3,XX3,XXC3
43	36187-ZV4-652	CLIP, EMERGENCY LOCK	-	1	-	1	-	1	-----	X3,XC3,XX3,XXC3
44	37210-ZZ5-013	LAMP ASSY., INDICATION	-	1	-	1	-	1	-----	X3,XC3,XX3,XXC3
45	38403-341-672	PLATE, WINKER BUZZER	-	1	-	1	-	1	-----	X3,XC3,XX3,XXC3
46	38410-ZV5-003	BUZZER COMP., WARNING	-	1	-	1	-	1	-----	X3,XC3,XX3,XXC3
47	87701-ZZ5-020	PLATE, REMOTE CONTROL (CAUTION COLOR=RED & YELLOW)	-	1	-	1	-	1	-----	X3,XC3,XX3,XXC3
48	87702-ZW9-800	MARK, FAST IDLE	-	1	-	1	-	1	-----	X3,XC3,XX3,XXC3
49	90008-ZW9-000	BOLT, FLANGE, 8X35	-	1	-	1	-	1	-----	X3,XC3,XX3,XXC3
50	90021-ZW5-U00	BOLT, SPECIAL, 6X220	-	-	-	3	-	3	-----	XC3,XXC3
51	90105-MM4-000	SCREW, PAN, 6X10	-	1	-	1	-	1	-----	X3,XC3,XX3,XXC3
52	90108-ZW4-000	SCREW, FLAT, 5X12	-	2	-	2	-	2	-----	X3,XC3,XX3,XXC3
53	90125-ZV5-000	SCREW, 6X95	-	3	-	3	-	3	-----	X3,XC3,XX3,XXC3
54	90302-921-000	NUT, HEX., 16MM	-	1	-	1	-	1	-----	X3,XC3,XX3,XXC3
55	90304-ZV4-000	NUT, HEX., 6MM	-	3	-	3	-	3	-----	X3,XC3,XX3,XXC3
56	90401-ZW4-000	WASHER, PLAIN, 4MM	-	2	-	2	-	2	-----	X3,XC3,XX3,XXC3
57	90402-ZW4-000	WASHER, PLAIN, 5MM	-	2	-	2	-	2	-----	X3,XC3,XX3,XXC3
58	90502-ZV4-000	WASHER, PLAIN, 5MM	-	1	-	1	-	1	-----	X3,XC3,XX3,XXC3
59	90504-921-010	WASHER, PLAIN, 6MM	-	5	-	5	-	5	-----	X3,XC3,XX3,XXC3
60	90511-ZW5-U00	COLLAR, DISTANCE(A)	-	-	-	3	-	3	-----	XC3,XXC3
61	90512-921-010	WASHER, 6MM	-	6	-	6	-	6	-----	X3,XC3,XX3,XXC3
62	90512-ZW5-U00	COLLAR, DISTANCE(B)	-	-	-	3	-	3	-----	XC3,XXC3
63	90518-921-000	WASHER, PLAIN, 8MM	-	1	-	1	-	1	-----	X3,XC3,XX3,XXC3
64	90557-ZV5-000	WASHER, 28MM	-	1	-	1	-	1	-----	X3,XC3,XX3,XXC3
65	90751-ZV5-000	PIN, LOCK, 6MM	-	2	-	2	-	2	-----	X3,XC3,XX3,XXC3
66	90772-ZV5-000	PIN, 6X6	-	1	-	1	-	1	-----	X3,XC3,XX3,XXC3
67	91151-ZV5-000	ROLLER, CLICK	-	1	-	1	-	1	-----	X3,XC3,XX3,XXC3
68	91475-SB6-000	CLIP, WIRE HARNESS(6.3MM) ...	-	1	-	1	-	1	-----	X3,XC3,XX3,XXC3
69	91567-ZV5-000	COLLAR, LINK JOINT	-	2	-	2	-	2	-----	X3,XC3,XX3,XXC3
70	91570-ZV5-000	COLLAR, DISTANCE, 6X10X43.5 ..	-	3	-	3	-	3	-----	X3,XC3,XX3,XXC3

F-15

REMOTE CONTROL



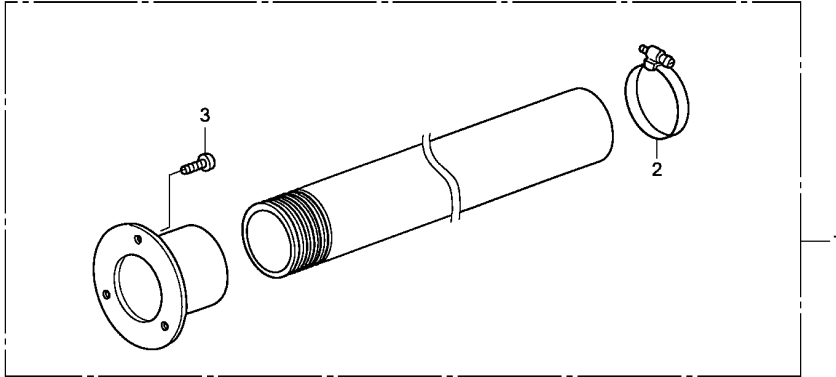
ZY4EF1500

3

Ref. No.	Part No.	Description	Reqd. QTY						Serial No.	Parts catalogue code
			BF 175 AK2	BF 175 AK3	BF 200 AK2	BF 200 AK3	BF 225 AK2	BF 225 AK3		
71	92101-05016-4J	BOLT, HEX., 5X16	-	1	-	1	-	1	-----	X3,XC3,XX3,XXC3
72	93500-05010-4J	SCREW, PAN, 5X10	-	2	-	2	-	2	-----	X3,XC3,XX3,XXC3
73	93901-250J0	SCREW, TAPPING, 5X8	-	2	-	2	-	2	-----	X3,XC3,XX3,XXC3
74	93901-251J0	SCREW, TAPPING, 5X10	-	3	-	3	-	3	-----	X3,XC3,XX3,XXC3
75	93901-252J0	SCREW, TAPPING, 5X12	-	1	-	1	-	1	-----	X3,XC3,XX3,XXC3
76	93903-262J0	SCREW, TAPPING, 6X16	-	2	-	2	-	2	-----	X3,XC3,XX3,XXC3
77	93905-255J0	SCREW, TAPPING, 5X25	-	7	-	7	-	7	-----	X3,XC3,XX3,XXC3
78	94001-06490-0S	NUT, HEX., 6MM	-	1	-	1	-	1	-----	X3,XC3,XX3,XXC3
79	94002-05490-0S	NUT, HEX., 5MM	-	1	-	1	-	1	-----	X3,XC3,XX3,XXC3
80	94540-03029	E-RING, 3MM	-	1	-	1	-	1	-----	X3,XC3,XX3,XXC3
81	94540-04029	E-RING, 4MM	-	1	-	1	-	1	-----	X3,XC3,XX3,XXC3
82	94540-07029	E-RING, 7MM	-	1	-	1	-	1	-----	X3,XC3,XX3,XXC3

FOP-1

RIGGING HOSE KIT



ZY4EY0100

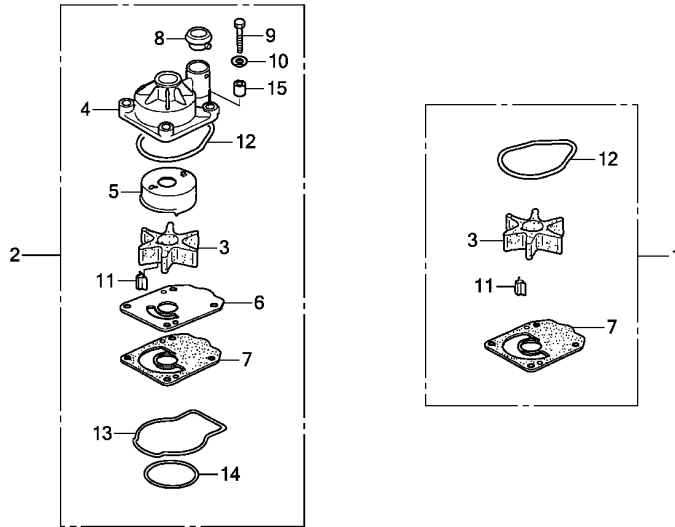
Ref. No.	L.O.N.	(Relative ref. Number)	Description	F.R.T.
----------	--------	------------------------	-------------	--------

NO INFORMATION

Ref. No.	Part No.	Description	Reqd. QTY						Serial No.	Parts catalogue code
			BF 175 AK2	BF 175 AK3	BF 200 AK2	BF 200 AK3	BF 225 AK2	BF 225 AK3		
1	06177-ZY3-U02	HOSE KIT, RIGGING	(1)	(1)	(1)	(1)	(1)	(1)		
2	17748-ZY3-U01	CLAMP	(1)	(1)	(1)	(1)	(1)	(1)		
3	17749-ZY3-U01	SCREW, TAPPING	(3)	(3)	(3)	(3)	(3)	(3)		

FOP-2

WATER PUMP IMPELLER SET



ZY4EY0200

Ref. No.	L.O.N.	(Relative ref. Number) Description	F.R.T.
1		(2)	
1	1141B8	PUMP KIT, IMPELLER	0.9
3		(5,6,7,12)	
3	1141B9	IMPELLER, PUMP	0.9
4	1141B6	HOUSING, IMPELLER	0.9

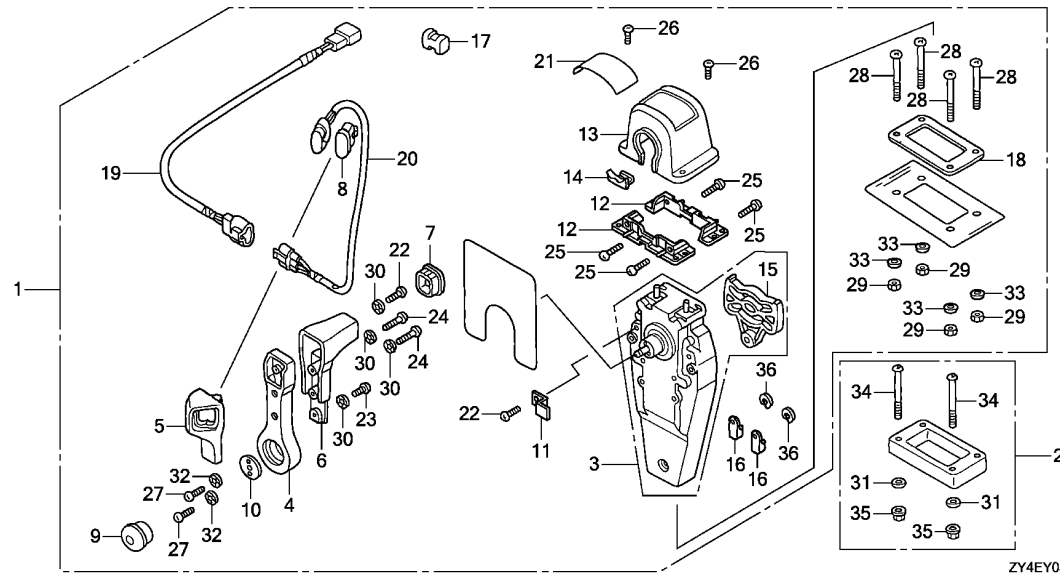


3

Ref. No.	Part No.	Description	Reqd. QTY						Serial No.	Parts catalogue code
			BF 175 AK2	BF 175 AK3	BF 200 AK2	BF 200 AK3	BF 225 AK2	BF 225 AK3		
1	06192-ZY3-000	PUMP KIT, IMPELLER	(1)	(1)	(1)	(1)	(1)	(1)		
2	06193-ZY3-010	PUMP KIT, IMPELLER	(1)	(1)	(1)	(1)	(1)	(1)		
3	19210-ZY3-003	IMPELLER, PUMP	(1)	(1)	(1)	(1)	(1)	(1)		
4	19221-ZY3-010	HOUSING, IMPELLER	(1)	(1)	(1)	(1)	(1)	(1)		
5	19223-ZY3-000	LINER, PUMP	(1)	(1)	(1)	(1)	(1)	(1)		
6	19231-ZY3-000	COVER, IMPELLER	(1)	(1)	(1)	(1)	(1)	(1)		
7	19234-ZY3-000	GASKET B, IMPELLER	(1)	(1)	(1)	(1)	(1)	(1)		
8	19253-ZY3-000	RING, WATER TUBE SEAL	(1)	(1)	(1)	(1)	(1)	(1)		
9	90116-ZY3-000	BOLT, HEX., 8X60	(4)	(4)	(4)	(4)	(4)	(4)		
10	90514-921-000	WASHER, 8MM	(4)	(4)	(4)	(4)	(4)	(4)		
11	90752-ZY3-003	KEY, WOODRUFF	(1)	(1)	(1)	(1)	(1)	(1)		
12	91356-ZY3-003	O-RING, WATER PUMP	(1)	(1)	(1)	(1)	(1)	(1)		
13	91358-ZY3-003	O-RING, WATER PUMP HOUSING ..	(1)	(1)	(1)	(1)	(1)	(1)		
14	91359-ZY3-003	O-RING, 69.1X2.4	(1)	(1)	(1)	(1)	(1)	(1)		
15	91551-ZY3-000	COLLAR, DISTANCE	(4)	(4)	(4)	(4)	(4)	(4)		

FOP-3

REMOTE CONTROL(TOP MOUNT SINGLE TYPE)(RIGHT)



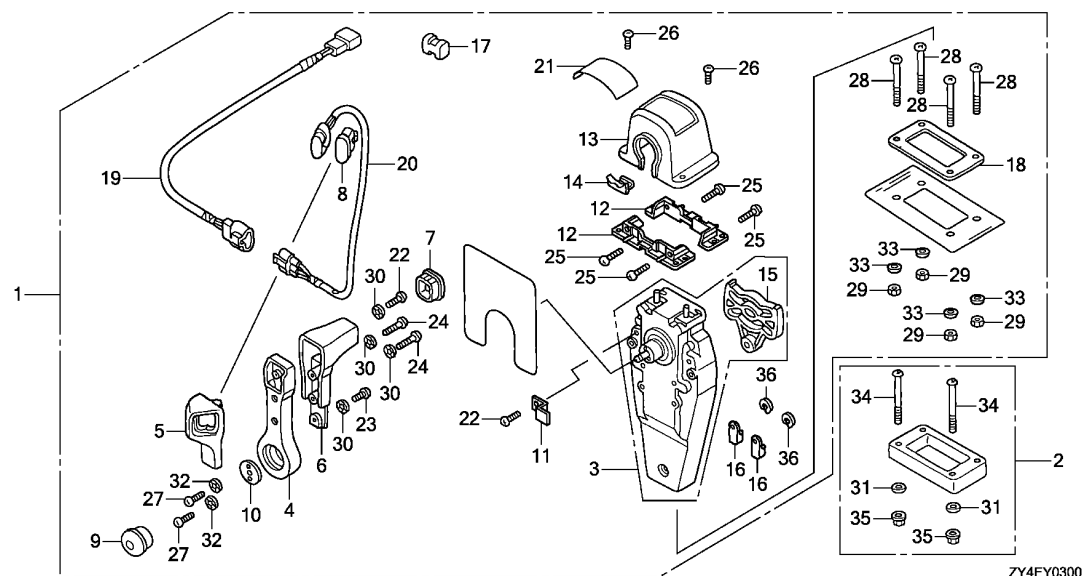
ZY4EY0300

Ref. No.	L.O.N.	(Relative ref. Number) Description	F.R.T.
2	6221L9	SPACER, REMOTE CONTROL BOX (TOP MOUNT)	0.1
3	6221C0	HOUSING, INNER(TOP MOUNT)	0.3
12	6221L8	BRACKET, REMOTE CONTROL HOUSING(TOP MOUNT)	0.1
13	6221L6	HOUSING, REMOTE CONTROL BOX (TOP MOUNT)	0.1
19	6111G9	SUB HARNESS, POWER TRIM-TILT (TOP MOUNT)	0.1
20	6161E0	SWITCH, POWER TRIM-TILT (TOP MOUNT)	0.2

Ref. No.	Part No.	Description	Reqd. QTY						Serial No.	Parts catalogue code
			BF 175 AK2	BF 175 AK3	BF 200 AK2	BF 200 AK3	BF 225 AK2	BF 225 AK3		
1	06240-ZW5-U00	BOX KIT, REMOTE CONTROL (TOP MOUNT SINGLE)(R.)	(1)	(1)	(1)	(1)	(1)	(1)		
2	06241-ZW5-U00	SPACER KIT, REMOTE CONTROL BOX (TOP MOUNT SINGLE)	(1)	(1)	(1)	(1)	(1)	(1)		
3	24810-ZW5-U01	HOUSING ASSY., L. INNER (TOP MOUNT)	(1)	(1)	(1)	(1)	(1)	(1)		
4	24811-ZW5-U01	HANDLE, REMOTE CONTROL	(1)	(1)	(1)	(1)	(1)	(1)		
5	24812-ZW5-U01	COVER, L. GRIP	(1)	(1)	(1)	(1)	(1)	(1)		
6	24813-ZW5-U01	GRIP, REMOTE CONTROL HANDLE ..	(1)	(1)	(1)	(1)	(1)	(1)		
7	24814-ZW5-U01	CAP, GRIP	(1)	(1)	(1)	(1)	(1)	(1)		
8	24815-ZW5-U01	CAP, SWITCH	(1)	(1)	(1)	(1)	(1)	(1)		
9	24816-ZW5-U01	BUTTON, THROTTLE	(1)	(1)	(1)	(1)	(1)	(1)		
10	24817-ZW5-U01	PLATE, HANDLE	(1)	(1)	(1)	(1)	(1)	(1)		
11	24818-ZW5-U01	PLATE, CABLE CLAMP	(1)	(1)	(1)	(1)	(1)	(1)		
12	24819-ZW5-U01	BRACKET, REMOTE CONTROL HOUSING	(2)	(2)	(2)	(2)	(2)	(2)		
13	24820-ZW5-U01	HOUSING COMP., REMOTE CONTROL BOX	(1)	(1)	(1)	(1)	(1)	(1)		
14	24825-ZW5-U01	HOUSING, LEAD	(1)	(1)	(1)	(1)	(1)	(1)		
15	24826-ZW5-U01	PLATE, DWELL	(1)	(1)	(1)	(1)	(1)	(1)		
16	24831-ZW5-U01	TERMINAL, CABLE	(2)	(2)	(2)	(2)	(2)	(2)		
17	24832-ZW5-U01	SPACER, CABLE CLAMP	(1)	(1)	(1)	(1)	(1)	(1)		
18	24834-ZW5-U01	PACKING, SINGLE	(1)	(1)	(1)	(1)	(1)	(1)		
19	32530-ZW7-U00	SUB HARNESS ASSY., POWER TRIM-TILT(A)	(1)	(1)	(1)	(1)	(1)	(1)		

FOP-3

REMOTE CONTROL(TOP MOUNT SINGLE TYPE)(RIGHT)

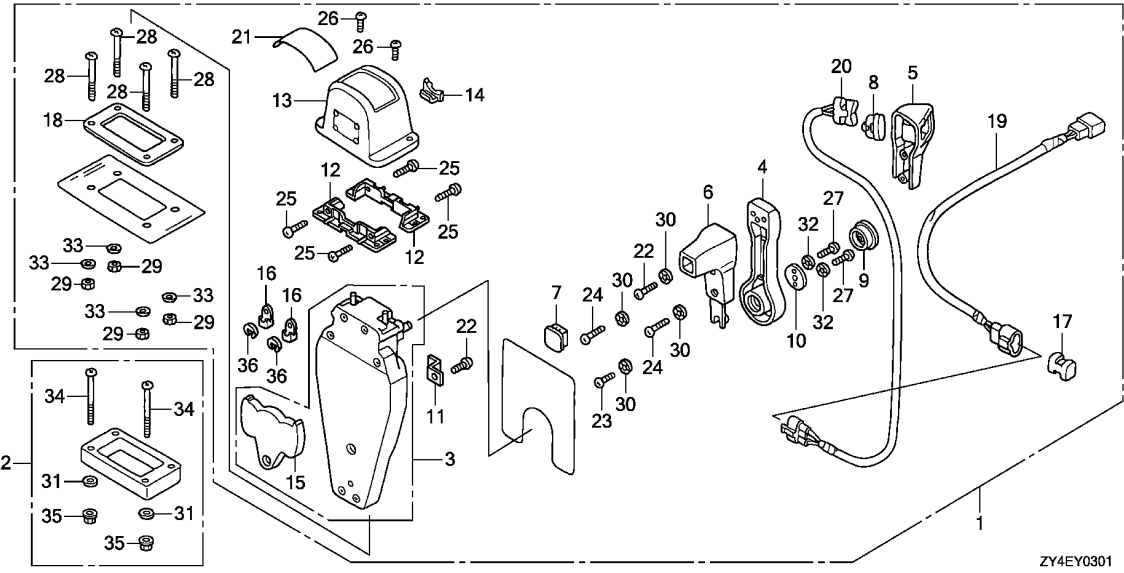


ZY4EY0300

Ref. No.	Part No.	Description	Reqd. QTY						Serial No.	Parts catalogue code
			BF 175 AK2	BF 175 AK3	BF 200 AK2	BF 200 AK3	BF 225 AK2	BF 225 AK3		
20	35370-ZW5-U02	SWITCH ASSY., POWER TRIM-TILT (A)	(1)	(1)	(1)	(1)	(1)	(1)		
21	87703-ZW5-U02	MARK, REMOTE CONTROL(SINGLE)	(1)	(1)	(1)	(1)	(1)	(1)		
22	90101-ZW5-U00	SCREW, PAN, 5X16	(2)	(2)	(2)	(2)	(2)	(2)		
23	90102-ZW5-U00	SCREW, PAN, 5X10	(1)	(1)	(1)	(1)	(1)	(1)		
24	90103-ZW5-U01	SCREW, PAN, 5X20	(2)	(2)	(2)	(2)	(2)	(2)		
25	90104-ZW5-U00	SCREW, PAN, 5X18	(4)	(4)	(4)	(4)	(4)	(4)		
26	90105-ZW5-U01	SCREW, PAN, 4X10	(2)	(2)	(2)	(2)	(2)	(2)		
27	90106-ZW5-U00	SCREW, PAN, 6X18	(2)	(2)	(2)	(2)	(2)	(2)		
28	90107-ZW5-U00	SCREW, PAN, 5X40	(4)	(4)	(4)	(4)	(4)	(4)		
29	90301-ZW5-U00	NUT, HEX., 5MM	(4)	(4)	(4)	(4)	(4)	(4)		
30	90501-ZW5-U00	WASHER, LOCK, 5MM	(4)	(4)	(4)	(4)	(4)	(4)		
31	90502-ZV4-000	WASHER, PLAIN, 5MM	(4)	(4)	(4)	(4)	(4)	(4)		
32	90502-ZW5-U00	WASHER, LOCK, 6MM	(2)	(2)	(2)	(2)	(2)	(2)		
33	90503-ZW5-U00	WASHER, PLAIN, 5MM	(4)	(4)	(4)	(4)	(4)	(4)		
34	93500-05065-4J	SCREW, PAN, 5X65	(4)	(4)	(4)	(4)	(4)	(4)		
35	94001-05490-0S	NUT, HEX., 5MM	(4)	(4)	(4)	(4)	(4)	(4)		
36	94540-06029	E-RING, 6MM	(2)	(2)	(2)	(2)	(2)	(2)		

FOP-3-1

REMOTE CONTROL(TOP MOUNT SINGLE TYPE)(LEFT)



ZY4EY0301

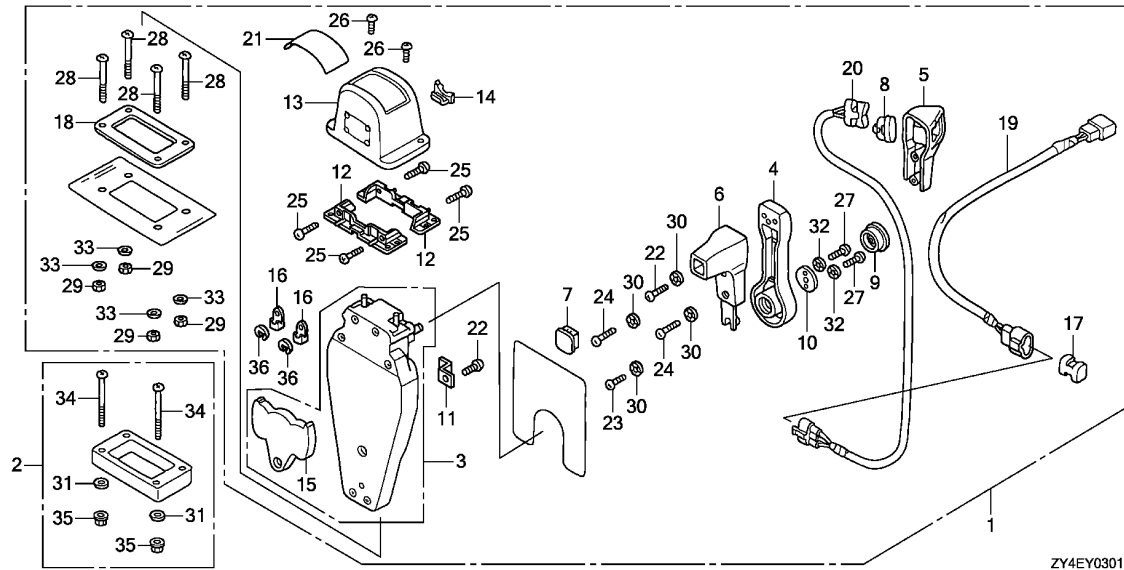
Ref. No.	L.O.N.	(Relative ref. Number) Description	F.R.T.
2	6221L9	SPACER, REMOTE CONTROL BOX (TOP MOUNT)	0.1
3	6221C0	HOUSING, INNER(TOP MOUNT)	0.3
12	6221L8	BRACKET, REMOTE CONTROL HOUSING(TOP MOUNT)	0.1
13	6221L6	HOUSING, REMOTE CONTROL BOX (TOP MOUNT)	0.1
19	6111G9	SUB HARNESS, POWER TRIM-TILT (TOP MOUNT)	0.1
20	6161E0	SWITCH, POWER TRIM-TILT (TOP MOUNT)	0.2

Ref. No.	Part No.	Description	Reqd. QTY						Serial No.	Parts catalogue code
			BF 175 AK2	BF 175 AK3	BF 200 AK2	BF 200 AK3	BF 225 AK2	BF 225 AK3		
1	06240-ZW5-U10	BOX KIT, REMOTE CONTROL (TOP MOUNT SINGLE)(L.)	(1)	(1)	(1)	(1)	(1)	(1)		
2	06241-ZW5-U00	SPACER KIT, REMOTE CONTROL BOX (TOP MOUNT SINGLE)	(1)	(1)	(1)	(1)	(1)	(1)		
3	24810-ZW5-U11	HOUSING ASSY., R. INNER (TOP MOUNT)	(1)	(1)	(1)	(1)	(1)	(1)		
4	24811-ZW5-U01	HANDLE, REMOTE CONTROL	(1)	(1)	(1)	(1)	(1)	(1)		
5	24812-ZW5-U11	COVER, R. GRIP	(1)	(1)	(1)	(1)	(1)	(1)		
6	24813-ZW5-U01	GRIP, REMOTE CONTROL HANDLE ..	(1)	(1)	(1)	(1)	(1)	(1)		
7	24814-ZW5-U01	CAP, GRIP	(1)	(1)	(1)	(1)	(1)	(1)		
8	24815-ZW5-U01	CAP, SWITCH	(1)	(1)	(1)	(1)	(1)	(1)		
9	24816-ZW5-U01	BUTTON, THROTTLE	(1)	(1)	(1)	(1)	(1)	(1)		
10	24817-ZW5-U01	PLATE, HANDLE	(1)	(1)	(1)	(1)	(1)	(1)		
11	24818-ZW5-U01	PLATE, CABLE CLAMP	(1)	(1)	(1)	(1)	(1)	(1)		
12	24819-ZW5-U01	BRACKET, REMOTE CONTROL HOUSING	(2)	(2)	(2)	(2)	(2)	(2)		
13	24820-ZW5-U01	HOUSING COMP., REMOTE CONTROL BOX	(1)	(1)	(1)	(1)	(1)	(1)		
14	24825-ZW5-U01	HOUSING, LEAD	(1)	(1)	(1)	(1)	(1)	(1)		
15	24826-ZW5-U01	PLATE, DWELL	(1)	(1)	(1)	(1)	(1)	(1)		
16	24831-ZW5-U01	TERMINAL, CABLE	(2)	(2)	(2)	(2)	(2)	(2)		
17	24832-ZW5-U01	SPACER, CABLE CLAMP	(1)	(1)	(1)	(1)	(1)	(1)		
18	24834-ZW5-U01	PACKING, SINGLE	(1)	(1)	(1)	(1)	(1)	(1)		
19	32530-ZW7-U10	SUB HARNESS ASSY., POWER TRIM-TILT(B)	(1)	(1)	(1)	(1)	(1)	(1)		



FOP-3-1

REMOTE CONTROL(TOP MOUNT SINGLE TYPE)(LEFT)

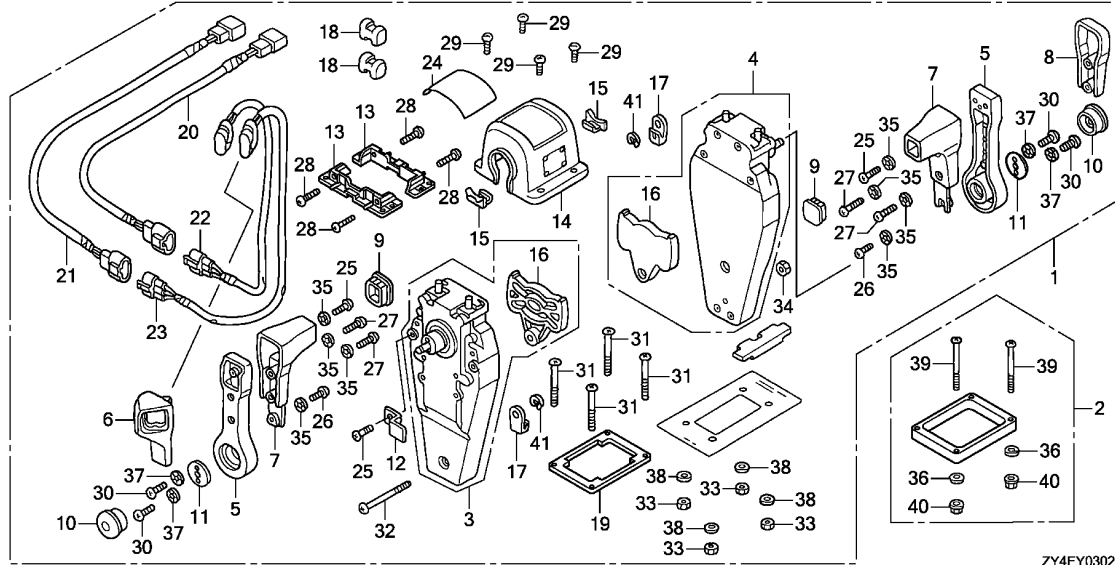


ZY4EY0301

Ref. No.	Part No.	Description	Reqd. QTY						Serial No.	Parts catalogue code
			BF 175 AK2	BF 175 AK3	BF 200 AK2	BF 200 AK3	BF 225 AK2	BF 225 AK3		
20	35370-ZW5-U12	SWITCH ASSY., POWER TRIM-TILT (B)	(1)	(1)	(1)	(1)	(1)	(1)		
21	87703-ZW5-U02	MARK, REMOTE CONTROL(SINGLE)	(1)	(1)	(1)	(1)	(1)	(1)		
22	90101-ZW5-U00	SCREW, PAN, 5X16	(2)	(2)	(2)	(2)	(2)	(2)		
23	90102-ZW5-U00	SCREW, PAN, 5X10	(1)	(1)	(1)	(1)	(1)	(1)		
24	90103-ZW5-U01	SCREW, PAN, 5X20	(2)	(2)	(2)	(2)	(2)	(2)		
25	90104-ZW5-U00	SCREW, PAN, 5X18	(4)	(4)	(4)	(4)	(4)	(4)		
26	90105-ZW5-U01	SCREW, PAN, 4X10	(2)	(2)	(2)	(2)	(2)	(2)		
27	90106-ZW5-U00	SCREW, PAN, 6X18	(2)	(2)	(2)	(2)	(2)	(2)		
28	90107-ZW5-U00	SCREW, PAN, 5X40	(4)	(4)	(4)	(4)	(4)	(4)		
29	90301-ZW5-U00	NUT, HEX., 5MM	(4)	(4)	(4)	(4)	(4)	(4)		
30	90501-ZW5-U00	WASHER, LOCK, 5MM	(4)	(4)	(4)	(4)	(4)	(4)		
31	90502-ZV4-000	WASHER, PLAIN, 5MM	(4)	(4)	(4)	(4)	(4)	(4)		
32	90502-ZW5-U00	WASHER, LOCK, 6MM	(2)	(2)	(2)	(2)	(2)	(2)		
33	90503-ZW5-U00	WASHER, PLAIN, 5MM	(4)	(4)	(4)	(4)	(4)	(4)		
34	93500-05065-4J	SCREW, PAN, 5X65	(4)	(4)	(4)	(4)	(4)	(4)		
35	94001-05490-0S	NUT, HEX., 5MM	(4)	(4)	(4)	(4)	(4)	(4)		
36	94540-06029	E-RING, 6MM	(2)	(2)	(2)	(2)	(2)	(2)		

FOP-3-2

REMOTE CONTROL(TOP MOUNT DUAL TYPE)(RIGHT)

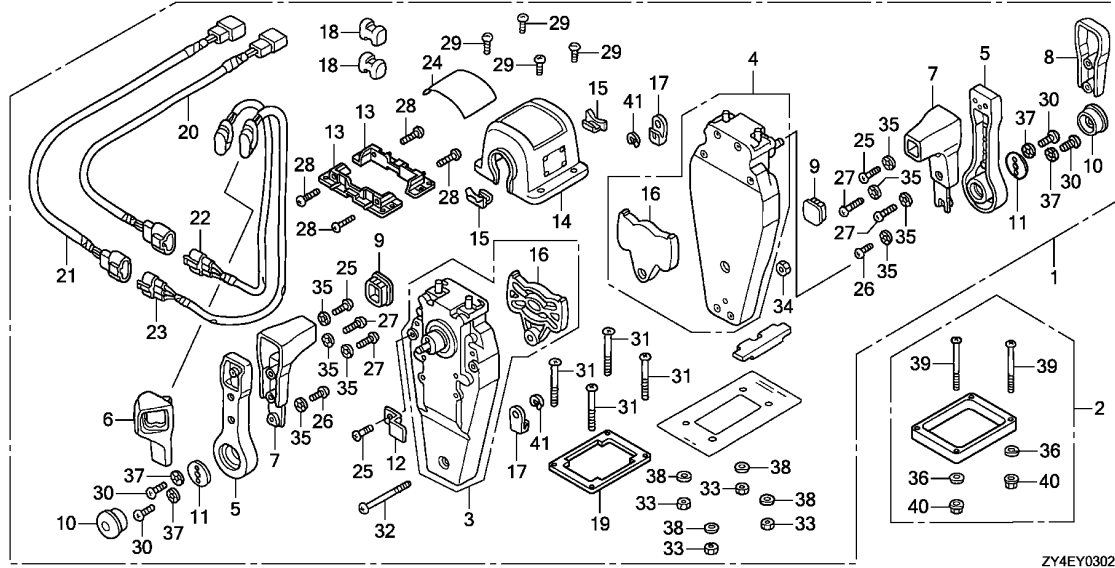


Ref. No.	L.O.N.	(Relative ref. Number) Description	F.R.T.
2	6221L2	SPACER, REMOTE CONTROL BOX (TOP MOUNT DUAL)	0.1
3	6221E9	HOUSING, INNER(TOP MOUNT DUAL) :LEFT	0.4
4	6221F0	HOUSING, INNER(TOP MOUNT DUAL) :RIGHT	0.4
13	6221M0	BRACKET, REMOTE CONTROL HOUSING(TOP MOUNT DUAL)	0.1
14	6221L7	HOUSING, REMOTE CONTROL BOX (TOP MOUNT DUAL)	0.1
21	6111H0	SUB HARNESS, POWER TRIM-TILT (TOP MOUNT DUAL)	0.1
23	6161E4	SWITCH, POWER TRIM-TILT (TOP MOUNT DUAL)	0.2

Ref. No.	Part No.	Description	Reqd. QTY						Serial No.	Parts catalogue code
			BF 175 AK2	BF 175 AK3	BF 200 AK2	BF 200 AK3	BF 225 AK2	BF 225 AK3		
1	06240-ZW5-U20	BOX KIT, REMOTE CONTROL (TOP MOUNT DUAL)(R.)	(1)	(1)	(1)	(1)	(1)	(1)		
2	06241-ZW5-U10	SPACER KIT, REMOTE CONTROL BOX (TOP MOUNT DUAL)	(1)	(1)	(1)	(1)	(1)	(1)		
3	24810-ZW5-U01	HOUSING ASSY., L. INNER (TOP MOUNT)	(1)	(1)	(1)	(1)	(1)	(1)		
4	24810-ZW5-U11	HOUSING ASSY., R. INNER (TOP MOUNT)	(1)	(1)	(1)	(1)	(1)	(1)		
5	24811-ZW5-U01	HANDLE, REMOTE CONTROL	(2)	(2)	(2)	(2)	(2)	(2)		
6	24812-ZW5-U01	COVER, L. GRIP	(1)	(1)	(1)	(1)	(1)	(1)		
7	24813-ZW5-U01	GRIP, REMOTE CONTROL HANDLE ..	(2)	(2)	(2)	(2)	(2)	(2)		
8	24813-ZW5-U21	COVER, DUAL GRIP	(1)	(1)	(1)	(1)	(1)	(1)		
9	24814-ZW5-U01	CAP, GRIP	(2)	(2)	(2)	(2)	(2)	(2)		
10	24816-ZW5-U01	BUTTON, THROTTLE	(2)	(2)	(2)	(2)	(2)	(2)		
11	24817-ZW5-U01	PLATE, HANDLE	(2)	(2)	(2)	(2)	(2)	(2)		
12	24818-ZW5-U01	PLATE, CABLE CLAMP	(1)	(1)	(1)	(1)	(1)	(1)		
13	24819-ZW5-U01	BRACKET, REMOTE CONTROL HOUSING	(2)	(2)	(2)	(2)	(2)	(2)		
14	24820-ZW5-U21	HOUSING COMP., DUAL REMOTE CONTROL BOX	(1)	(1)	(1)	(1)	(1)	(1)		
15	24825-ZW5-U01	HOUSING, LEAD	(2)	(2)	(2)	(2)	(2)	(2)		
16	24826-ZW5-U01	PLATE, DWELL	(2)	(2)	(2)	(2)	(2)	(2)		
17	24831-ZW5-U01	TERMINAL, CABLE	(4)	(4)	(4)	(4)	(4)	(4)		
18	24832-ZW5-U01	SPACER, CABLE CLAMP	(2)	(2)	(2)	(2)	(2)	(2)		
19	24834-ZW5-U21	PACKING, DUAL	(1)	(1)	(1)	(1)	(1)	(1)		

FOP-3-2

REMOTE CONTROL(TOP MOUNT DUAL TYPE)(RIGHT)

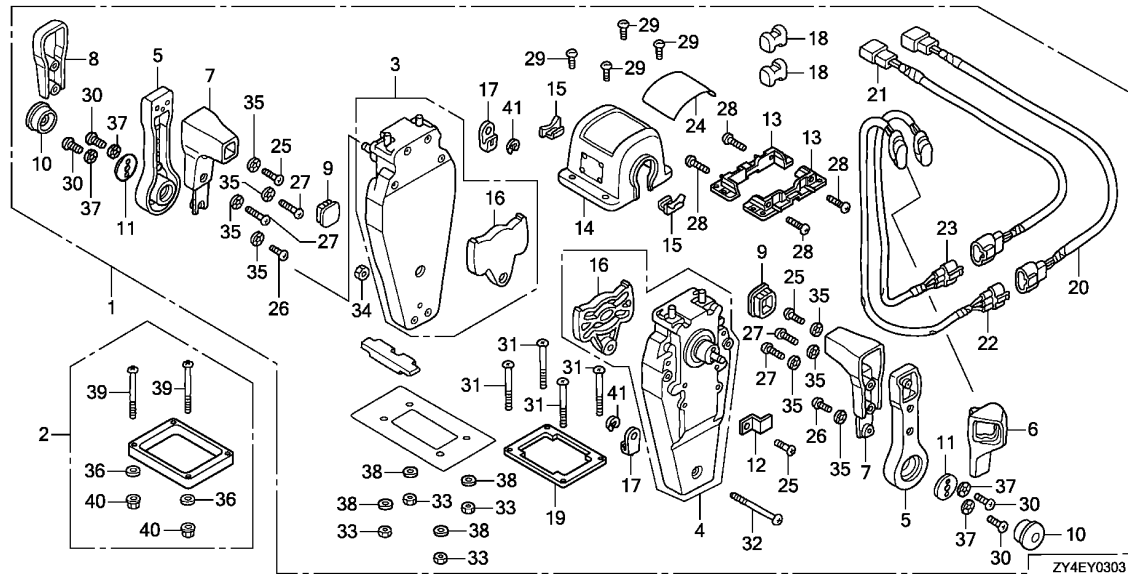


ZY4EY0302

Ref. No.	Part No.	Description	Reqd. QTY						Serial No.	Parts catalogue code
			BF 175 AK2	BF 175 AK3	BF 200 AK2	BF 200 AK3	BF 225 AK2	BF 225 AK3		
20	32530-ZW7-U00	SUB HARNESS ASSY., POWER TRIM-TILT(A)	(1)	(1)	(1)	(1)	(1)	(1)		
21	32530-ZW7-U10	SUB HARNESS ASSY., POWER TRIM-TILT(B)	(1)	(1)	(1)	(1)	(1)	(1)		
22	35370-ZW5-U02	SWITCH ASSY., POWER TRIM-TILT (A)	(1)	(1)	(1)	(1)	(1)	(1)		
23	35370-ZW5-U12	SWITCH ASSY., POWER TRIM-TILT (B)	(1)	(1)	(1)	(1)	(1)	(1)		
24	87703-ZW5-U22	MARK, REMOTE CONTROL(DUAL) ..	(1)	(1)	(1)	(1)	(1)	(1)		
25	90101-ZW5-U00	SCREW, PAN, 5X16	(3)	(3)	(3)	(3)	(3)	(3)		
26	90102-ZW5-U00	SCREW, PAN, 5X10	(2)	(2)	(2)	(2)	(2)	(2)		
27	90103-ZW5-U01	SCREW, PAN, 5X20	(4)	(4)	(4)	(4)	(4)	(4)		
28	90104-ZW5-U00	SCREW, PAN, 5X18	(4)	(4)	(4)	(4)	(4)	(4)		
29	90105-ZW5-U01	SCREW, PAN, 4X10	(4)	(4)	(4)	(4)	(4)	(4)		
30	90106-ZW5-U00	SCREW, PAN, 6X18	(4)	(4)	(4)	(4)	(4)	(4)		
31	90107-ZW5-U00	SCREW, PAN, 5X40	(4)	(4)	(4)	(4)	(4)	(4)		
32	90108-ZW5-U00	SCREW, PAN, 5X55	(1)	(1)	(1)	(1)	(1)	(1)		
33	90301-ZW5-U00	NUT, HEX., 5MM	(4)	(4)	(4)	(4)	(4)	(4)		
34	90302-ZW5-U21	NUT, HEX., 5MM	(1)	(1)	(1)	(1)	(1)	(1)		
35	90501-ZW5-U00	WASHER, LOCK, 5MM	(8)	(8)	(8)	(8)	(8)	(8)		
36	90502-ZV4-000	WASHER, PLAIN, 5MM	(4)	(4)	(4)	(4)	(4)	(4)		
37	90502-ZW5-U00	WASHER, LOCK, 6MM	(4)	(4)	(4)	(4)	(4)	(4)		
38	90503-ZW5-U00	WASHER, PLAIN, 5MM	(4)	(4)	(4)	(4)	(4)	(4)		
39	93500-05065-4J	SCREW, PAN, 5X65	(4)	(4)	(4)	(4)	(4)	(4)		
40	94001-05490-0S	NUT, HEX., 5MM	(4)	(4)	(4)	(4)	(4)	(4)		
41	94540-06029	E-RING, 6MM	(4)	(4)	(4)	(4)	(4)	(4)		

FOP-3-3

REMOTE CONTROL(TOP MOUNT DUAL TYPE)(LEFT)

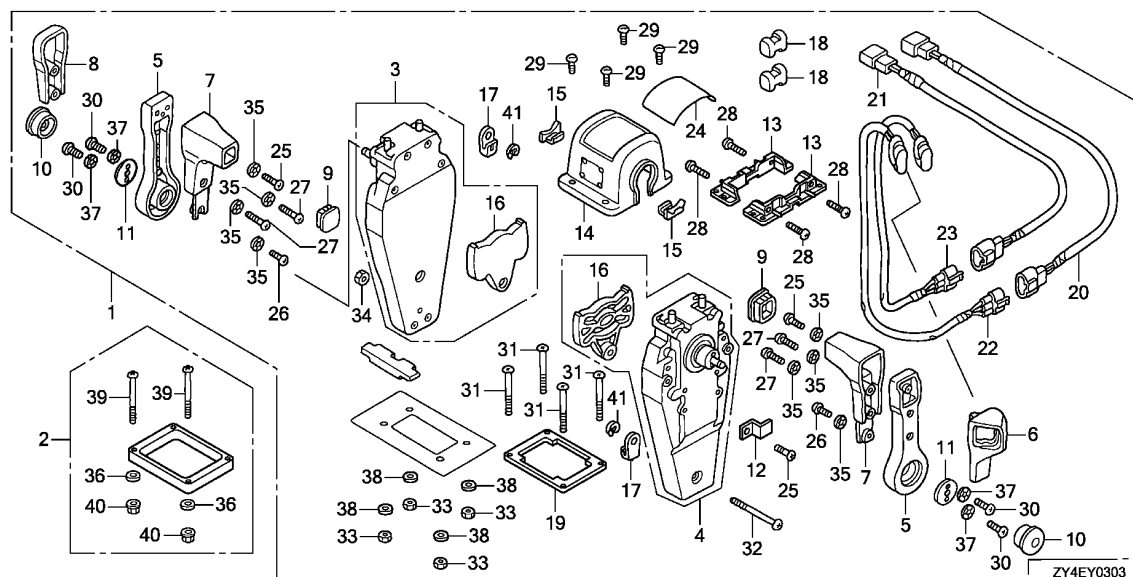


Ref. No.	L.O.N.	(Relative ref. Number) Description	F.R.T.
2	6221L2	SPACER, REMOTE CONTROL BOX (TOP MOUNT DUAL)	0.1
3	6221E9	HOUSING, INNER(TOP MOUNT DUAL) :LEFT	0.4
4	6221F0	HOUSING, INNER(TOP MOUNT DUAL) :RIGHT	0.4
13	6221M0	BRACKET, REMOTE CONTROL HOUSING(TOP MOUNT DUAL)	0.1
14	6221L7	HOUSING, REMOTE CONTROL BOX (TOP MOUNT DUAL)	0.1
20	6111H0	SUB HARNESS, POWER TRIM-TILT (TOP MOUNT DUAL)	0.1
22	6161E4	SWITCH, POWER TRIM-TILT (TOP MOUNT DUAL)	0.2

Ref. No.	Part No.	Description	Reqd. QTY						Serial No.	Parts catalogue code
			BF 175 AK2	BF 175 AK3	BF 200 AK2	BF 200 AK3	BF 225 AK2	BF 225 AK3		
1	06240-ZW5-U30	BOX KIT, REMOTE CONTROL (TOP MOUNT DUAL)(L.)	(1)	(1)	(1)	(1)	(1)	(1)		
2	06241-ZW5-U10	SPACER KIT, REMOTE CONTROL BOX (TOP MOUNT DUAL)	(1)	(1)	(1)	(1)	(1)	(1)		
3	24810-ZW5-U01	HOUSING ASSY., L. INNER (TOP MOUNT)	(1)	(1)	(1)	(1)	(1)	(1)		
4	24810-ZW5-U11	HOUSING ASSY., R. INNER (TOP MOUNT)	(1)	(1)	(1)	(1)	(1)	(1)		
5	24811-ZW5-U01	HANDLE, REMOTE CONTROL	(2)	(2)	(2)	(2)	(2)	(2)		
6	24812-ZW5-U11	COVER, R. GRIP	(1)	(1)	(1)	(1)	(1)	(1)		
7	24813-ZW5-U01	GRIP, REMOTE CONTROL HANDLE ..	(2)	(2)	(2)	(2)	(2)	(2)		
8	24813-ZW5-U21	COVER, DUAL GRIP	(1)	(1)	(1)	(1)	(1)	(1)		
9	24814-ZW5-U01	CAP, GRIP	(2)	(2)	(2)	(2)	(2)	(2)		
10	24816-ZW5-U01	BUTTON, THROTTLE	(2)	(2)	(2)	(2)	(2)	(2)		
11	24817-ZW5-U01	PLATE, HANDLE	(2)	(2)	(2)	(2)	(2)	(2)		
12	24818-ZW5-U01	PLATE, CABLE CLAMP	(1)	(1)	(1)	(1)	(1)	(1)		
13	24819-ZW5-U01	BRACKET, REMOTE CONTROL HOUSING	(2)	(2)	(2)	(2)	(2)	(2)		
14	24820-ZW5-U21	HOUSING COMP., DUAL REMOTE CONTROL BOX	(1)	(1)	(1)	(1)	(1)	(1)		
15	24825-ZW5-U01	HOUSING, LEAD	(2)	(2)	(2)	(2)	(2)	(2)		
16	24826-ZW5-U01	PLATE, DWELL	(2)	(2)	(2)	(2)	(2)	(2)		
17	24831-ZW5-U01	TERMINAL, CABLE	(4)	(4)	(4)	(4)	(4)	(4)		
18	24832-ZW5-U01	SPACER, CABLE CLAMP	(2)	(2)	(2)	(2)	(2)	(2)		
19	24834-ZW5-U21	PACKING, DUAL	(1)	(1)	(1)	(1)	(1)	(1)		

FOP-3-3

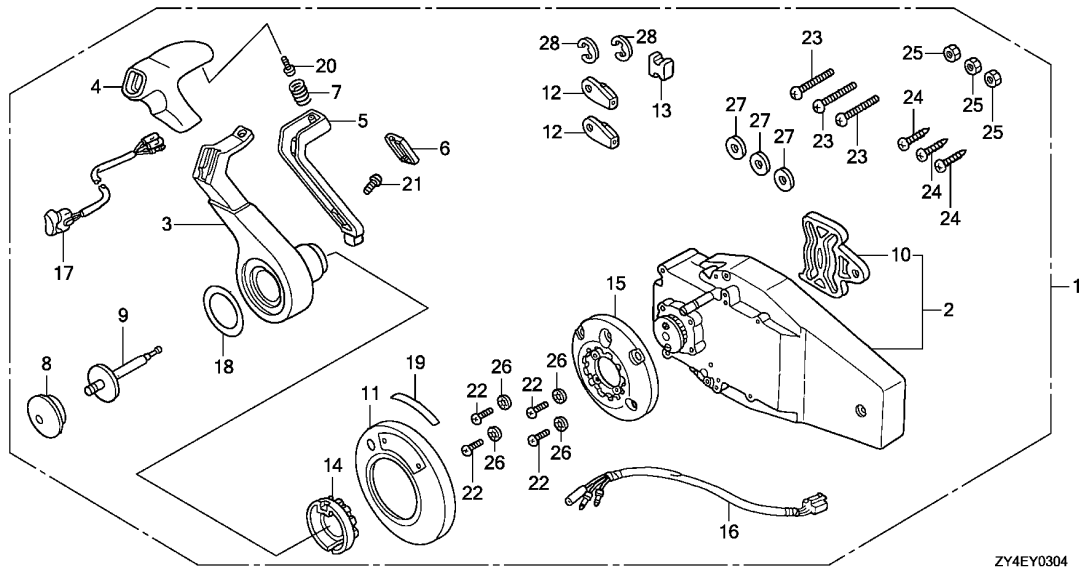
REMOTE CONTROL(TOP MOUNT DUAL TYPE)(LEFT)



Ref. No.	Part No.	Description	Reqd. QTY						Serial No.	Parts catalogue code
			BF 175 AK2	BF 175 AK3	BF 200 AK2	BF 200 AK3	BF 225 AK2	BF 225 AK3		
20	32530-ZW7-U00	SUB HARNESS ASSY., POWER TRIM-TILT(A)	(1)	(1)	(1)	(1)	(1)	(1)		
21	32530-ZW7-U10	SUB HARNESS ASSY., POWER TRIM-TILT(B)	(1)	(1)	(1)	(1)	(1)	(1)		
22	35370-ZW5-U02	SWITCH ASSY., POWER TRIM-TILT (A)	(1)	(1)	(1)	(1)	(1)	(1)		
23	35370-ZW5-U12	SWITCH ASSY., POWER TRIM-TILT (B)	(1)	(1)	(1)	(1)	(1)	(1)		
24	87703-ZW5-U22	MARK, REMOTE CONTROL(DUAL)	(1)	(1)	(1)	(1)	(1)	(1)		
25	90101-ZW5-U00	SCREW, PAN, 5X16	(3)	(3)	(3)	(3)	(3)	(3)		
26	90102-ZW5-U00	SCREW, PAN, 5X10	(2)	(2)	(2)	(2)	(2)	(2)		
27	90103-ZW5-U01	SCREW, PAN, 5X20	(4)	(4)	(4)	(4)	(4)	(4)		
28	90104-ZW5-U00	SCREW, PAN, 5X18	(4)	(4)	(4)	(4)	(4)	(4)		
29	90105-ZW5-U01	SCREW, PAN, 4X10	(4)	(4)	(4)	(4)	(4)	(4)		
30	90106-ZW5-U00	SCREW, PAN, 6X18	(4)	(4)	(4)	(4)	(4)	(4)		
31	90107-ZW5-U00	SCREW, PAN, 5X40	(4)	(4)	(4)	(4)	(4)	(4)		
32	90108-ZW5-U00	SCREW, PAN, 5X55	(1)	(1)	(1)	(1)	(1)	(1)		
33	90301-ZW5-U00	NUT, HEX., 5MM	(4)	(4)	(4)	(4)	(4)	(4)		
34	90302-ZW5-U21	NUT, HEX., 5MM	(1)	(1)	(1)	(1)	(1)	(1)		
35	90501-ZW5-U00	WASHER, LOCK, 5MM	(8)	(8)	(8)	(8)	(8)	(8)		
36	90502-ZV4-000	WASHER, PLAIN, 5MM	(4)	(4)	(4)	(4)	(4)	(4)		
37	90502-ZW5-U00	WASHER, LOCK, 6MM	(4)	(4)	(4)	(4)	(4)	(4)		
38	90503-ZW5-U00	WASHER, PLAIN, 5MM	(4)	(4)	(4)	(4)	(4)	(4)		
39	93500-05065-4J	SCREW, PAN, 5X65	(4)	(4)	(4)	(4)	(4)	(4)		
40	94001-05490-0S	NUT, HEX., 5MM	(4)	(4)	(4)	(4)	(4)	(4)		
41	94540-06029	E-RING, 6MM	(4)	(4)	(4)	(4)	(4)	(4)		

FOP-3-4

REMOTE CONTROL(FLUSH MOUNT TYPE)(RIGHT)



ZY4EY0304

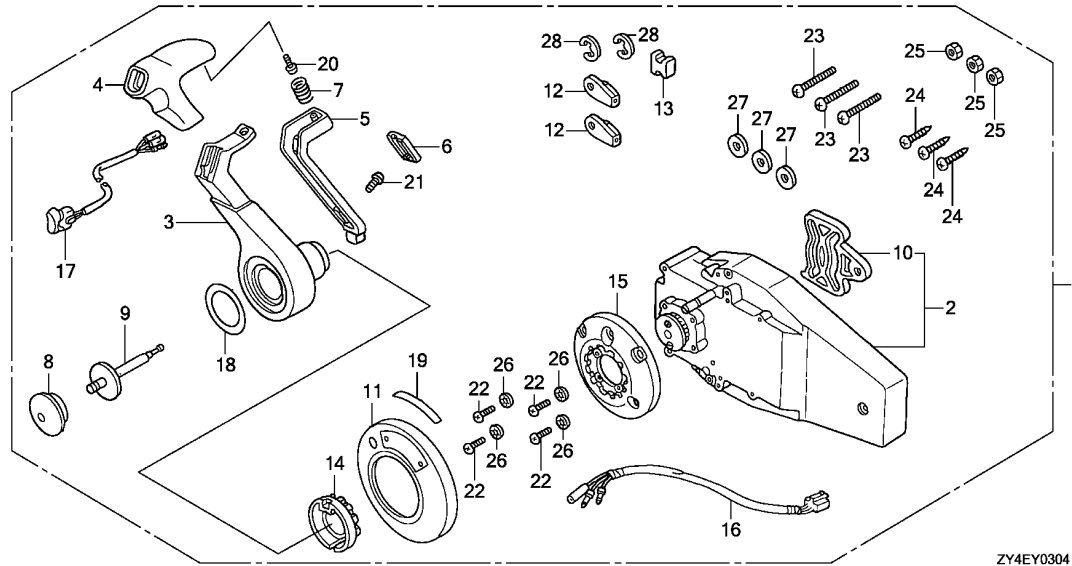
Ref. No.	L.O.N.	(Relative ref. Number) Description	F.R.T.
2	6221M2	HOUSING, INNER(FLUSH MOUNT) ..	0.3
3	6221F3	HANDLE, REMOTE CONTROL (FLUSH MOUNT)	0.2
15	6221M1	BASE, REMOTE CONTROL (FLUSH MOUNT)	0.2
16	6111G8	SUB HARNESS, POWER TRIM-TILT (FLUSH MOUNT)	0.2
17	6161E6	SWITCH, POWER TRIM-TILT (FLUSH MOUNT)	0.2

Ref. No.	Part No.	Description	Reqd. QTY						Serial No.	Parts catalogue code
			BF 175 AK2	BF 175 AK3	BF 200 AK2	BF 200 AK3	BF 225 AK2	BF 225 AK3		
1	06240-ZW7-U00	BOX KIT, REMOTE CONTROL (FLUSH MOUNT)(R.)	(1)	(1)	(1)	(1)	(1)	(1)		
2	24810-ZW7-U01	HOUSING ASSY., R. INNER (FLUSH MOUNT)	(1)	(1)	(1)	(1)	(1)	(1)		
3	24811-ZW7-U01	HANDLE, REMOTE CONTROL	(1)	(1)	(1)	(1)	(1)	(1)		
4	24812-ZW7-U01	COVER, GRIP	(1)	(1)	(1)	(1)	(1)	(1)		
5	24813-ZW7-U01	ARM, NEUTRAL LOCK	(1)	(1)	(1)	(1)	(1)	(1)		
6	24814-ZW7-U01	COVER, LOCK ARM	(1)	(1)	(1)	(1)	(1)	(1)		
7	24815-ZW7-U01	SPRING, NEUTRAL LOCK ARM	(1)	(1)	(1)	(1)	(1)	(1)		
8	24816-ZW5-U01	BUTTON, THROTTLE	(1)	(1)	(1)	(1)	(1)	(1)		
9	24817-ZW7-U01	SHAFT, THROTTLE BUTTON	(1)	(1)	(1)	(1)	(1)	(1)		
10	24826-ZW5-U01	PLATE, DWELL	(1)	(1)	(1)	(1)	(1)	(1)		
11	24830-ZW7-U01	COVER ASSY.	(1)	(1)	(1)	(1)	(1)	(1)		
12	24831-ZW5-U01	TERMINAL, CABLE	(2)	(2)	(2)	(2)	(2)	(2)		
13	24832-ZW5-U01	SPACER, CABLE CLAMP	(1)	(1)	(1)	(1)	(1)	(1)		
14	24832-ZW7-U01	HOLDER, NEUTRAL LOCK	(1)	(1)	(1)	(1)	(1)	(1)		
15	24833-ZW7-U01	BASE	(1)	(1)	(1)	(1)	(1)	(1)		
16	32530-ZW7-U20	SUB HARNESS ASSY., POWER TRIM-TILT(C)	(1)	(1)	(1)	(1)	(1)	(1)		
17	35370-ZW7-U02	SWITCH ASSY., POWER TRIM-TILT (C)	(1)	(1)	(1)	(1)	(1)	(1)		
18	87701-ZW7-U01	MARK, HANDLE FLUSH MOUNT	(1)	(1)	(1)	(1)	(1)	(1)		
19	87703-ZW7-U00	MARK, FLUSH MOUNT	(1)	(1)	(1)	(1)	(1)	(1)		
20	90101-ZW5-U00	SCREW, PAN, 5X16	(1)	(1)	(1)	(1)	(1)	(1)		
21	90101-ZW7-U01	SCREW, TRUSS, 4X12	(1)	(1)	(1)	(1)	(1)	(1)		



FOP-3-4

REMOTE CONTROL(FLUSH MOUNT TYPE)(RIGHT)



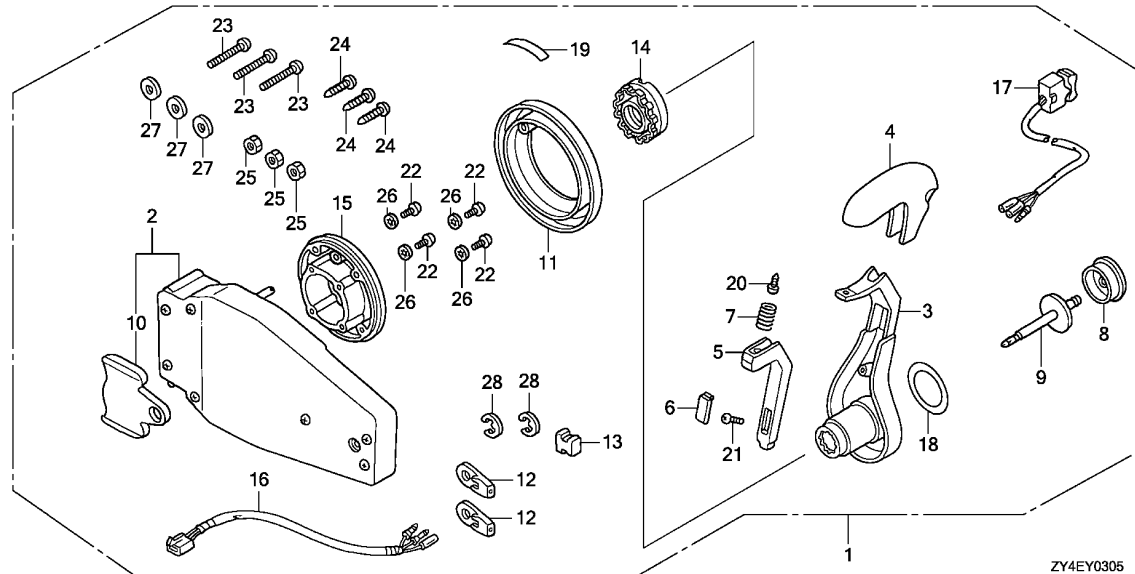
ZY4EY0304

Ref. No.	Part No.	Description	Reqd. QTY						Serial No.	Parts catalogue code
			BF 175 AK2	BF 175 AK3	BF 200 AK2	BF 200 AK3	BF 225 AK2	BF 225 AK3		
22	90102-ZW7-U01	SCREW, PAN, 5X30	(4)	(4)	(4)	(4)	(4)	(4)		
23	90103-ZW7-U01	SCREW, PAN, 6X35	(3)	(3)	(3)	(3)	(3)	(3)		
24	90104-ZW7-U01	SCREW, TAPPING, 6X30	(3)	(3)	(3)	(3)	(3)	(3)		
25	90301-ZW7-U01	NUT, HEX., 6MM	(3)	(3)	(3)	(3)	(3)	(3)		
26	90501-ZW5-U00	WASHER, LOCK, 5MM	(4)	(4)	(4)	(4)	(4)	(4)		
27	90502-ZW7-U00	WASHER, PLAIN, 6MM	(3)	(3)	(3)	(3)	(3)	(3)		
28	94540-06029	E-RING, 6MM	(2)	(2)	(2)	(2)	(2)	(2)		

3

FOP-3-5

REMOTE CONTROL(FLUSH MOUNT TYPE)(LEFT)



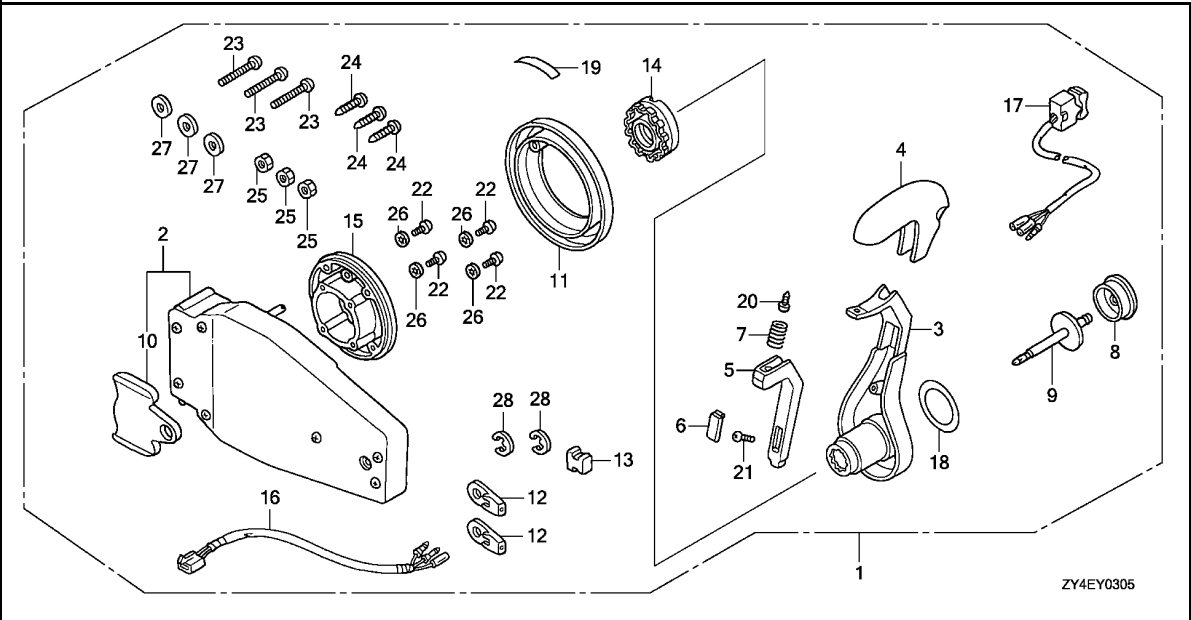
Ref. No.	L.O.N.	(Relative ref. Number) Description	F.R.T.
2	6221M2	HOUSING, INNER(FLUSH MOUNT) ..	0.3
3	6221F3	HANDLE, REMOTE CONTROL (FLUSH MOUNT)	0.2
15	6221M1	BASE, REMOTE CONTROL (FLUSH MOUNT)	0.2
16	6111G8	SUB HARNESS, POWER TRIM-TILT (FLUSH MOUNT)	0.2
17	6161E6	SWITCH, POWER TRIM-TILT (FLUSH MOUNT)	0.2

Ref. No.	Part No.	Description	Reqd. QTY						Serial No.	Parts catalogue code
			BF 175 AK2	BF 175 AK3	BF 200 AK2	BF 200 AK3	BF 225 AK2	BF 225 AK3		
1	06240-ZW7-U10	BOX KIT, REMOTE CONTROL (FLUSH MOUNT)(L.)	(1)	(1)	(1)	(1)	(1)	(1)		
2	24810-ZW7-U11	HOUSING ASSY., L. INNER (FLUSH MOUNT)	(1)	(1)	(1)	(1)	(1)	(1)		
3	24811-ZW7-U01	HANDLE, REMOTE CONTROL	(1)	(1)	(1)	(1)	(1)	(1)		
4	24812-ZW7-U01	COVER, GRIP	(1)	(1)	(1)	(1)	(1)	(1)		
5	24813-ZW7-U01	ARM, NEUTRAL LOCK	(1)	(1)	(1)	(1)	(1)	(1)		
6	24814-ZW7-U01	COVER, LOCK ARM	(1)	(1)	(1)	(1)	(1)	(1)		
7	24815-ZW7-U01	SPRING, NEUTRAL LOCK ARM	(1)	(1)	(1)	(1)	(1)	(1)		
8	24816-ZW5-U01	BUTTON, THROTTLE	(1)	(1)	(1)	(1)	(1)	(1)		
9	24817-ZW7-U01	SHAFT, THROTTLE BUTTON	(1)	(1)	(1)	(1)	(1)	(1)		
10	24826-ZW5-U01	PLATE, DWELL	(1)	(1)	(1)	(1)	(1)	(1)		
11	24830-ZW7-U01	COVER ASSY.	(1)	(1)	(1)	(1)	(1)	(1)		
12	24831-ZW5-U01	TERMINAL, CABLE	(2)	(2)	(2)	(2)	(2)	(2)		
13	24832-ZW5-U01	SPACER, CABLE CLAMP	(1)	(1)	(1)	(1)	(1)	(1)		
14	24832-ZW7-U01	HOLDER, NEUTRAL LOCK	(1)	(1)	(1)	(1)	(1)	(1)		
15	24833-ZW7-U01	BASE	(1)	(1)	(1)	(1)	(1)	(1)		
16	32530-ZW7-U20	SUB HARNESS ASSY., POWER TRIM-TILT(C)	(1)	(1)	(1)	(1)	(1)	(1)		
17	35370-ZW7-U02	SWITCH ASSY., POWER TRIM-TILT (C)	(1)	(1)	(1)	(1)	(1)	(1)		
18	87701-ZW7-U01	MARK, HANDLE FLUSH MOUNT	(1)	(1)	(1)	(1)	(1)	(1)		
19	87703-ZW7-U00	MARK, FLUSH MOUNT	(1)	(1)	(1)	(1)	(1)	(1)		
20	90101-ZW5-U00	SCREW, PAN, 5X16	(1)	(1)	(1)	(1)	(1)	(1)		
21	90101-ZW7-U01	SCREW, TRUSS, 4X12	(1)	(1)	(1)	(1)	(1)	(1)		



FOP-3-5

REMOTE CONTROL(FLUSH MOUNT TYPE)(LEFT)

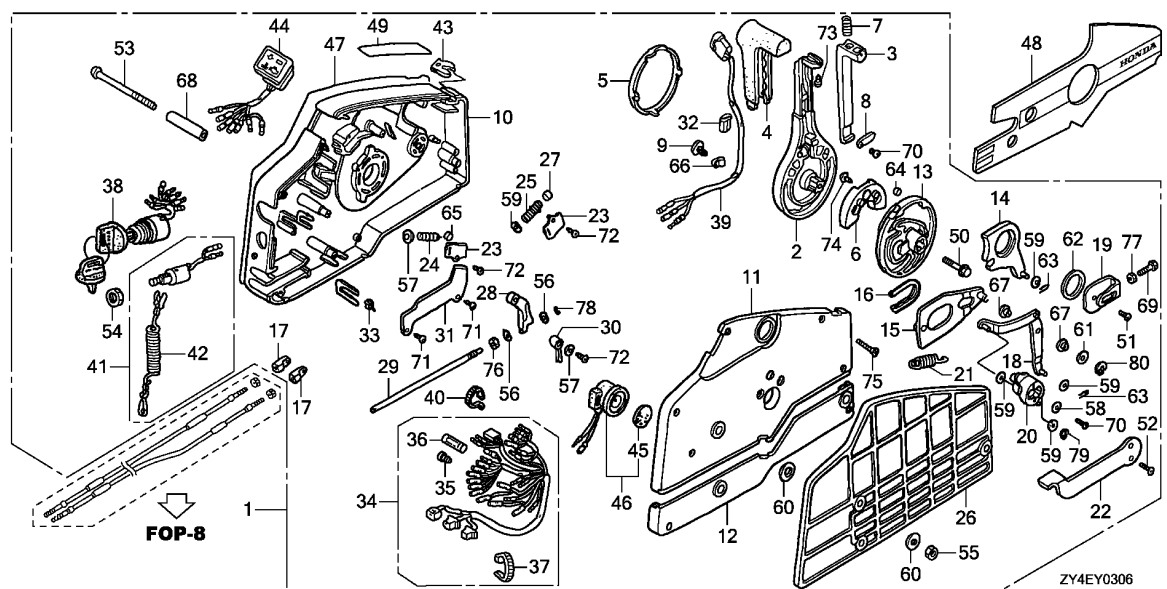


Ref. No.	Part No.	Description	Reqd. QTY						Serial No.	Parts catalogue code
			BF 175 AK2	BF 175 AK3	BF 200 AK2	BF 200 AK3	BF 225 AK2	BF 225 AK3		
22	90102-ZW7-U01	SCREW, PAN, 5X30	(4)	(4)	(4)	(4)	(4)	(4)		
23	90103-ZW7-U01	SCREW, PAN, 6X35	(3)	(3)	(3)	(3)	(3)	(3)		
24	90104-ZW7-U01	SCREW, TAPPING, 6X30	(3)	(3)	(3)	(3)	(3)	(3)		
25	90301-ZW7-U01	NUT, HEX., 6MM	(3)	(3)	(3)	(3)	(3)	(3)		
26	90501-ZW5-U00	WASHER, LOCK, 5MM	(4)	(4)	(4)	(4)	(4)	(4)		
27	90502-ZW7-U00	WASHER, PLAIN, 6MM	(3)	(3)	(3)	(3)	(3)	(3)		
28	94540-06029	E-RING, 6MM	(2)	(2)	(2)	(2)	(2)	(2)		

3

FOP-3-6

REMOTE CONTROL



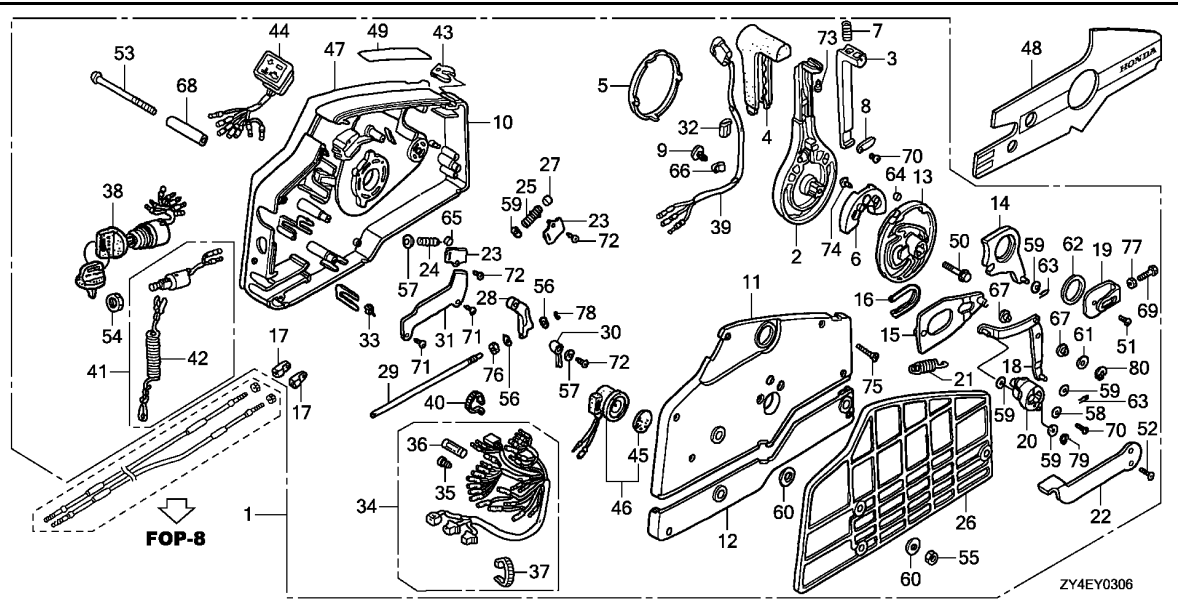
Ref. No.	L.O.N.	(Relative ref. Number) Description	F.R.T.
2	6221B7	HANDLE, REMOTE CONTROL	0.5
3	6221H8	LEVER, HANDLE LOCK	0.4
5	6221H6	CAP, REMOTE CONTROL HANDLE ...	0.1
10	6221H9	HOUSING, REMOTE CONTROL BOX(A)	0.8
11	6221J0	HOUSING, REMOTE CONTROL BOX(B)	0.2
12	6221J1	HOUSING, REMOTE CONTROL BOX(C)	0.1
13	6221E0	WHEEL, REMOTE CONTROL	0.4
15	6221D3	PLATE, REMOTE CONTROL SLIDING	0.4
22	6221H7	LEVER, REMOTE CONTROL IDLE ...	0.1
27	6221F5	SPACER, CLICK SPRING	0.4
34	6111B0	CABLE, REMOTE CONTROL(B)	0.5
38	6151D7	SWITCH, COMBINATION (REMOTE CONTROL)	0.4
39	616150	SWITCH, POWER TRIM-TILT (REMOTE CONTROL)	0.5
41	6151D8	SWITCH, EMERGENCY STOP (REMOTE CONTROL)	0.3
44	6161B4	LAMP, INDICATION (REMOTE CONTROL)	0.3
46	6211C3	BUZZER, WARNING	0.3
65	6221F6	ROLLER, CLICK	0.4

Ref. No.	Part No.	Description	Reqd. QTY						Serial No.	Parts catalogue code
			BF 175 AK2	BF 175 AK3	BF 200 AK2	BF 200 AK3	BF 225 AK2	BF 225 AK3		
1	24800-ZZ5-040	BOX ASSY., REMOTE CONTROL ...	(1)	(1)	(1)	(1)	(1)	(1)	LD, XCD, XCT, XD, XT, XXCD, XXCT, XXD, XXT	
	24800-ZZ5-782	BOX ASSY., REMOTE CONTROL(EU)	(1)	(1)	(1)	(1)	(1)	(1)	LD, XCU, XU, XXCU, XXU	
2	24811-ZV5-010	HANDLE, REMOTE CONTROL	(1)	(1)	(1)	(1)	(1)	(1)	LD, LU, XCD, XCT, XCU, XD, XT, XU, XXCD, XXCT, XXCU, XXD, XXT, XXU	
3	24812-ZV5-000	LEVER, HANDLE LOCK	(1)	(1)	(1)	(1)	(1)	(1)	LD, LU, XCD, XCT, XCU, XD, XT, XU, XXCD, XXCT, XXCU, XXD, XXT, XXU	
4	24813-ZV5-000	GRIP, REMOTE CONTROL HANDLE ..	(1)	(1)	(1)	(1)	(1)	(1)	LD, LU, XCD, XCT, XCU, XD, XT, XU, XXCD, XXCT, XXCU, XXD, XXT, XXU	
5	24814-ZV5-010	CAP, HANDLE	(1)	(1)	(1)	(1)	(1)	(1)	LD, LU, XCD, XCT, XCU, XD, XT, XU, XXCD, XXCT, XXCU, XXD, XXT, XXU	
6	24815-ZV5-010	BLOCK, NEUTRAL LOCK	(1)	(1)	(1)	(1)	(1)	(1)	LD, LU, XCD, XCT, XCU, XD, XT, XU, XXCD, XXCT, XXCU, XXD, XXT, XXU	
7	24816-ZV5-000	SPRING, REMOTE CONTROL HANDLE	(1)	(1)	(1)	(1)	(1)	(1)	LD, LU, XCD, XCT, XCU, XD, XT, XU, XXCD, XXCT, XXCU, XXD, XXT, XXU	
8	24817-ZV5-000	PLATE, LEVER SETTING	(1)	(1)	(1)	(1)	(1)	(1)	LD, LU, XCD, XCT, XCU, XD, XT, XU, XXCD, XXCT, XXCU, XXD, XXT, XXU	
9	24818-ZV5-003	CLAMP, HARNESS	(1)	(1)	(1)	(1)	(1)	(1)	LD, LU, XCD, XCT, XCU, XD, XT, XU, XXCD, XXCT, XXCU, XXD, XXT, XXU	
10	24820-ZV5-010	HOUSING COMP., REMOTE CONTROL BOX(A)	(1)	(1)	(1)	(1)	(1)	(1)	LD, LU, XCD, XCT, XCU, XD, XT, XU, XXCD, XXCT, XXCU, XXD, XXT, XXU	
11	24830-ZV5-010	HOUSING COMP., REMOTE CONTROL BOX(B)	(1)	(1)	(1)	(1)	(1)	(1)	LD, LU, XCD, XCT, XCU, XD, XT, XU, XXCD, XXCT, XXCU, XXD, XXT, XXU	
		BOX(C)	(1)	(1)	(1)	(1)	(1)	(1)	LD, LU, XCD, XCT, XCU, XD, XT, XU, XXCD, XXCT, XXCU, XXD, XXT, XXU	
12	24836-ZV5-000	HOUSING, REMOTE CONTROL BOX(C)	(1)	(1)	(1)	(1)	(1)	(1)	LD, LU, XCD, XCT, XCU, XD, XT, XU, XXCD, XXCT, XXCU, XXD, XXT, XXU	
13	24841-ZV5-000	WHEEL, CONTROL	(1)	(1)	(1)	(1)	(1)	(1)	LD, LU, XCD, XCT, XCU, XD, XT, XU, XXCD, XXCT, XXCU, XXD, XXT, XXU	
14	24845-ZV5-000	ARM COMP., SHIFT LINK	(1)	(1)	(1)	(1)	(1)	(1)	LD, LU, XCD, XCT, XCU, XD, XT, XU, XXCD, XXCT, XXCU, XXD, XXT, XXU	
15	24850-ZV5-000	PLATE COMP., SLIDING	(1)	(1)	(1)	(1)	(1)	(1)	LD, LU, XCD, XCT, XCU, XD, XT, XU, XXCD, XXCT, XXCU, XXD, XXT, XXU	
16	24854-ZV5-000	COLLAR, SLIDING PLATE	(1)	(1)	(1)	(1)	(1)	(1)	LD, LU, XCD, XCT, XCU, XD, XT, XU, XXCD, XXCT, XXCU, XXD, XXT, XXU	
17	24855-ZV5-000	PIVOT, SHIFT	(2)	(2)	(2)	(2)	(2)	(2)	LD, LU, XCD, XCT, XCU, XD, XT, XU, XXCD, XXCT, XXCU, XXD, XXT, XXU	
18	24860-ZV5-000	ARM COMP., LINK JOINT	(1)	(1)	(1)	(1)	(1)	(1)	LD, LU, XCD, XCT, XCU, XD, XT, XU, XXCD, XXCT, XXCU, XXD, XXT, XXU	
19	24865-ZV5-000	BRACKET, LINK JOINT	(1)	(1)	(1)	(1)	(1)	(1)	LD, LU, XCD, XCT, XCU, XD, XT, XU, XXCD, XXCT, XXCU, XXD, XXT, XXU	
20	24875-ZV5-000	WHEEL, ACCELERATOR	(1)	(1)	(1)	(1)	(1)	(1)	LD, LU, XCD, XCT, XCU, XD, XT, XU, XXCD, XXCT, XXCU, XXD, XXT, XXU	
21	24876-ZV5-000	SPRING, ACCELERATOR WHEEL ...	(1)	(1)	(1)	(1)	(1)	(1)	LD, LU, XCD, XCT, XCU, XD, XT, XU, XXCD, XXCT, XXCU, XXD, XXT, XXU	
22	24878-ZV5-000	LEVER, IDLE	(1)	(1)	(1)	(1)	(1)	(1)	LD, LU, XCD, XCT, XCU, XD, XT, XU, XXCD, XXCT, XXCU, XXD, XXT, XXU	



FOP-3-6

REMOTE CONTROL



ZY4EY0306

Ref. No.	Part No.	Description	Reqd. QTY						Serial No.	Parts catalogue code
			BF 175 AK2	BF 175 AK3	BF 200 AK2	BF 200 AK3	BF 225 AK2	BF 225 AK3		
23	24881-ZV5-000	PLATE, SPRING SETTING	(2)	(2)	(2)	(2)	(2)	(2)	-----	LD,LU,XCD,XCT,XCU,XD,XT,XU,XXCD,XXCT,XXCU,XXD,XXT,XXU
24	24883-ZV5-000	SPRING, SHIFT CLICK	(1)	(1)	(1)	(1)	(1)	(1)	-----	LD,LU,XCD,XCT,XCU,XD,XT,XU,XXCD,XXCT,XXCU,XXD,XXT,XXU
25	24884-ZV5-000	SPRING, CHOKE RETURN	(1)	(1)	(1)	(1)	(1)	(1)	-----	LD,LU,XCD,XCT,XCU,XD,XT,XU,XXCD,XXCT,XXCU,XXD,XXT,XXU
26	24885-ZV5-000	SPACER, REMOTE CONTROL BOX ..	(1)	(1)	(1)	(1)	(1)	(1)	-----	LD,LU,XCD,XCT,XCU,XD,XT,XU,XXCD,XXCT,XXCU,XXD,XXT,XXU
27	24887-ZV5-000	SPACER, CLICK SPRING	(1)	(1)	(1)	(1)	(1)	(1)	-----	LD,LU,XCD,XCT,XCU,XD,XT,XU,XXCD,XXCT,XXCU,XXD,XXT,XXU
28	24891-ZV5-000	BLOCK, THROTTLE FRICTION	(1)	(1)	(1)	(1)	(1)	(1)	-----	LD,LU,XCD,XCT,XCU,XD,XT,XU,XXCD,XXCT,XXCU,XXD,XXT,XXU
29	24892-ZV5-000	BOLT, FRICTION	(1)	(1)	(1)	(1)	(1)	(1)	-----	LD,LU,XCD,XCT,XCU,XD,XT,XU,XXCD,XXCT,XXCU,XXD,XXT,XXU
30	24894-ZV5-000	SPACER, NEUTRAL SWITCH	(1)	(1)	(1)	(1)	(1)	(1)	-----	LD,LU,XCD,XCT,XCU,XD,XT,XU,XXCD,XXCT,XXCU,XXD,XXT,XXU
31	24895-ZV5-000	CLAMP, POWER TILT CORD	(1)	(1)	(1)	(1)	(1)	(1)	-----	LD,LU,XCD,XCT,XCU,XD,XT,XU,XXCD,XXCT,XXCU,XXD,XXT,XXU
32	24897-ZV5-000	PIPE, HARNESS GUIDE	(1)	(1)	(1)	(1)	(1)	(1)	-----	LD,LU,XCD,XCT,XCU,XD,XT,XU,XXCD,XXCT,XXCU,XXD,XXT,XXU
33	24898-ZV5-000	SPACER, CABLE CLAMP	(1)	(1)	(1)	(1)	(1)	(1)	-----	LD,LU,XCD,XCT,XCU,XD,XT,XU,XXCD,XXCT,XXCU,XXD,XXT,XXU
34	32530-ZZ5-000	CABLE ASSY., REMOTE CONTROL(B)	(1)	(1)	(1)	(1)	(1)	(1)	-----	LD,LU,XCD,XCT,XCU,XD,XT,XU,XXCD,XXCT,XXCU,XXD,XXT,XXU
35	32823-ZV5-003	PLUG, INNER CONNECTOR	(7)	(7)	(7)	(7)	(7)	(7)	-----	LD,LU,XCD,XCT,XCU,XD,XT,XU,XXCD,XXCT,XXCU,XXD,XXT,XXU
36	32824-ZV5-003	PLUG, OUTER CONNECTOR	(1)	(1)	(1)	(1)	(1)	(1)	-----	LD,LU,XCD,XCT,XCU,XD,XT,XU,XXCD,XXCT,XXCU,XXD,XXT,XXU
37	32901-952-770	TIE, CABLE(NATURAL)(2.4X92) ..	(1)	(1)	(1)	(1)	(1)	(1)	-----	LD,LU,XCD,XCT,XCU,XD,XT,XU,XXCD,XXCT,XXCU,XXD,XXT,XXU
38	35100-ZV5-013	SWITCH ASSY., COMBINATION ...	(1)	(1)	(1)	(1)	(1)	(1)	-----	LD,LU,XCD,XCT,XCU,XD,XT,XU,XXCD,XXCT,XXCU,XXD,XXT,XXU
39	35370-ZV5-823	SWITCH ASSY., POWER TRIM-TILT	(1)	(1)	(1)	(1)	(1)	(1)	-----	LD,LU,XCD,XCT,XCU,XD,XT,XU,XXCD,XXCT,XXCU,XXD,XXT,XXU
40	35701-MG9-950	BAND(BLACK 3.5X140)	(1)	(1)	(1)	(1)	(1)	(1)	-----	LD,LU,XCD,XCT,XCU,XD,XT,XU,XXCD,XXCT,XXCU,XXD,XXT,XXU
41	36180-ZV5-033	SWITCH ASSY., EMERGENCY STOP	(1)	(1)	(1)	(1)	(1)	(1)	-----	LD,LU,XCD,XCT,XCU,XD,XT,XU,XXCD,XXCT,XXCU,XXD,XXT,XXU
42	36182-ZV4-651	CORD COMP., EMERGENCY	(1)	(1)	(1)	(1)	(1)	(1)	-----	LD,LU,XCD,XCT,XCU,XD,XT,XU,XXCD,XXCT,XXCU,XXD,XXT,XXU
43	36187-ZV4-652	CLIP, EMERGENCY LOCK	(1)	(1)	(1)	(1)	(1)	(1)	-----	LD,LU,XCD,XCT,XCU,XD,XT,XU,XXCD,XXCT,XXCU,XXD,XXT,XXU
44	37210-ZZ5-013	LAMP ASSY., INDICATION	(1)	(1)	(1)	(1)	(1)	(1)	-----	LD,LU,XCD,XCT,XCU,XD,XT,XU,XXCD,XXCT,XXCU,XXD,XXT,XXU
45	38403-341-672	PLATE, WINKER BUZZER	(1)	(1)	(1)	(1)	(1)	(1)	-----	LD,LU,XCD,XCT,XCU,XD,XT,XU,XXCD,XXCT,XXCU,XXD,XXT,XXU
46	38410-ZV5-003	BUZZER COMP., WARNING	(1)	(1)	(1)	(1)	(1)	(1)	-----	LD,LU,XCD,XCT,XCU,XD,XT,XU,XXCD,XXCT,XXCU,XXD,XXT,XXU

3

FOP-3-6

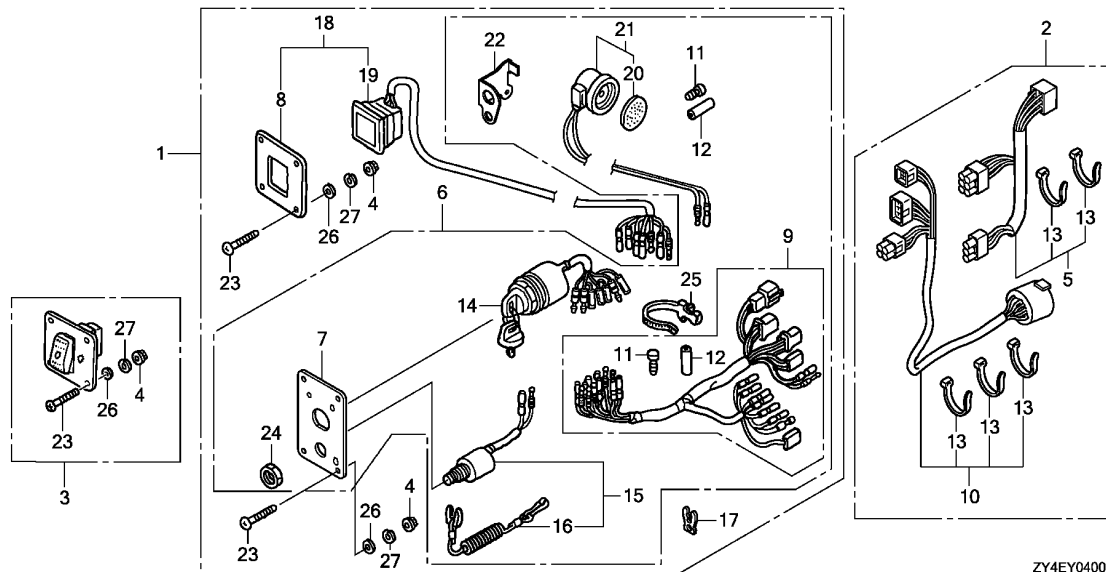
REMOTE CONTROL

Ref. No.	Part No.	Description	Reqd. QTY						Serial No.	Parts catalogue code	
			BF 175 AK2	BF 175 AK3	BF 200 AK2	BF 200 AK3	BF 225 AK2	BF 225 AK3			
47	87701-ZZ5-020	PLATE, REMOTE CONTROL (COUTION COLOR=RED & YELLOW)	(1)	(1)	(1)	(1)	(1)	(1)	-----	-----	LD,XCD,XCT,XD,XT,XXCD,XXCT,XXD,XXT LU,XCU,XU,XXCU,XXU
	87701-ZZ5-780	PLATE, REMOTE CONTROL(EU) ...	(1)	(1)	(1)	(1)	(1)	(1)	-----	-----	
48	87701-ZZ5-790	PLATE, REMOTE CONTROL(REVERSE)	(1)	(1)	(1)	(1)	(1)	(1)	-----	-----	
49	87702-ZW9-800	MARK, FAST IDLE	(1)	(1)	(1)	(1)	(1)	(1)	-----	-----	LD,LU,XCD,XCT,XCU,XD,XT,XU,XXCD,XXCT,XXCU,XXD,XXT,XXU
50	90008-ZW9-000	BOLT, FLANGE, 8X35	(1)	(1)	(1)	(1)	(1)	(1)	-----	-----	LD,LU,XCD,XCT,XCU,XD,XT,XU,XXCD,XXCT,XXCU,XXD,XXT,XXU
51	90105-MM4-000	SCREW, PAN, 6X10	(1)	(1)	(1)	(1)	(1)	(1)	-----	-----	LD,LU,XCD,XCT,XCU,XD,XT,XU,XXCD,XXCT,XXCU,XXD,XXT,XXU
52	90108-ZW4-000	SCREW, FLAT, 5X12	(2)	(2)	(2)	(2)	(2)	(2)	-----	-----	LD,LU,XCD,XCT,XCU,XD,XT,XU,XXCD,XXCT,XXCU,XXD,XXT,XXU
53	90125-ZV5-000	SCREW, 6X95	(3)	(3)	(3)	(3)	(3)	(3)	-----	-----	LD,LU,XCD,XCT,XCU,XD,XT,XU,XXCD,XXCT,XXCU,XXD,XXT,XXU
54	90302-921-000	NUT, HEX., 16MM	(1)	(1)	(1)	(1)	(1)	(1)	-----	-----	LD,LU,XCD,XCT,XCU,XD,XT,XU,XXCD,XXCT,XXCU,XXD,XXT,XXU
55	90304-ZV4-000	NUT, HEX., 6MM	(3)	(3)	(3)	(3)	(3)	(3)	-----	-----	LD,LU,XCD,XCT,XCU,XD,XT,XU,XXCD,XXCT,XXCU,XXD,XXT,XXU
56	90401-ZW4-000	WASHER, PLAIN, 4MM	(2)	(2)	(2)	(2)	(2)	(2)	-----	-----	LD,LU,XCD,XCT,XCU,XD,XT,XU,XXCD,XXCT,XXCU,XXD,XXT,XXU
57	90402-ZW4-000	WASHER, PLAIN, 5MM	(2)	(2)	(2)	(2)	(2)	(2)	-----	-----	LD,LU,XCD,XCT,XCU,XD,XT,XU,XXCD,XXCT,XXCU,XXD,XXT,XXU
58	90502-ZV4-000	WASHER, PLAIN, 5MM	(1)	(1)	(1)	(1)	(1)	(1)	-----	-----	LD,LU,XCD,XCT,XCU,XD,XT,XU,XXCD,XXCT,XXCU,XXD,XXT,XXU
59	90504-921-010	WASHER, PLAIN, 6MM	(5)	(5)	(5)	(5)	(5)	(5)	-----	-----	LD,LU,XCD,XCT,XCU,XD,XT,XU,XXCD,XXCT,XXCU,XXD,XXT,XXU
60	90512-921-010	WASHER, 6MM	(6)	(6)	(6)	(6)	(6)	(6)	-----	-----	LD,LU,XCD,XCT,XCU,XD,XT,XU,XXCD,XXCT,XXCU,XXD,XXT,XXU
61	90518-921-000	WASHER, PLAIN, 8MM	(1)	(1)	(1)	(1)	(1)	(1)	-----	-----	LD,LU,XCD,XCT,XCU,XD,XT,XU,XXCD,XXCT,XXCU,XXD,XXT,XXU
62	90557-ZV5-000	WASHER, 28MM	(1)	(1)	(1)	(1)	(1)	(1)	-----	-----	LD,LU,XCD,XCT,XCU,XD,XT,XU,XXCD,XXCT,XXCU,XXD,XXT,XXU
63	90751-ZV5-000	PIN, LOCK, 6MM	(2)	(2)	(2)	(2)	(2)	(2)	-----	-----	LD,LU,XCD,XCT,XCU,XD,XT,XU,XXCD,XXCT,XXCU,XXD,XXT,XXU
64	90772-ZV5-000	PIN, 6X6	(1)	(1)	(1)	(1)	(1)	(1)	-----	-----	LD,LU,XCD,XCT,XCU,XD,XT,XU,XXCD,XXCT,XXCU,XXD,XXT,XXU
65	91151-ZV5-000	ROLLER, CLICK	(1)	(1)	(1)	(1)	(1)	(1)	-----	-----	LD,LU,XCD,XCT,XCU,XD,XT,XU,XXCD,XXCT,XXCU,XXD,XXT,XXU
66	91475-SB6-000	CLIP, WIRE HARNESS(6.3MM) ...	(1)	(1)	(1)	(1)	(1)	(1)	-----	-----	LD,LU,XCD,XCT,XCU,XD,XT,XU,XXCD,XXCT,XXCU,XXD,XXT,XXU
67	91567-ZV5-000	COLLAR, LINK JOINT	(2)	(2)	(2)	(2)	(2)	(2)	-----	-----	LD,LU,XCD,XCT,XCU,XD,XT,XU,XXCD,XXCT,XXCU,XXD,XXT,XXU
68	91570-ZV5-000	COLLAR, DISTANCE, 6X10X43.5	(3)	(3)	(3)	(3)	(3)	(3)	-----	-----	LD,LU,XCD,XCT,XCU,XD,XT,XU,XXCD,XXCT,XXCU,XXD,XXT,XXU
69	92101-05016-4J	BOLT, HEX., 5X16	(1)	(1)	(1)	(1)	(1)	(1)	-----	-----	LD,LU,XCD,XCT,XCU,XD,XT,XU,XXCD,XXCT,XXCU,XXD,XXT,XXU
70	93500-05010-4J	SCREW, PAN, 5X10	(2)	(2)	(2)	(2)	(2)	(2)	-----	-----	LD,LU,XCD,XCT,XCU,XD,XT,XU,XXCD,XXCT,XXCU,XXD,XXT,XXU
71	93901-250J0	SCREW, TAPPING, 5X8	(2)	(2)	(2)	(2)	(2)	(2)	-----	-----	LD,LU,XCD,XCT,XCU,XD,XT,XU,XXCD,XXCT,XXCU,XXD,XXT,XXU
72	93901-251J0	SCREW, TAPPING, 5X10	(3)	(3)	(3)	(3)	(3)	(3)	-----	-----	LD,LU,XCD,XCT,XCU,XD,XT,XU,XXCD,XXCT,XXCU,XXD,XXT,XXU
73	93901-252J0	SCREW, TAPPING, 5X12	(1)	(1)	(1)	(1)	(1)	(1)	-----	-----	LD,LU,XCD,XCT,XCU,XD,XT,XU,XXCD,XXCT,XXCU,XXD,XXT,XXU
74	93903-262J0	SCREW, TAPPING, 6X16	(2)	(2)	(2)	(2)	(2)	(2)	-----	-----	LD,LU,XCD,XCT,XCU,XD,XT,XU,XXCD,XXCT,XXCU,XXD,XXT,XXU
75	93905-255J0	SCREW, TAPPING, 5X25	(7)	(7)	(7)	(7)	(7)	(7)	-----	-----	LD,LU,XCD,XCT,XCU,XD,XT,XU,XXCD,XXCT,XXCU,XXD,XXT,XXU
76	94001-06490-0S	NUT, HEX., 6MM	(1)	(1)	(1)	(1)	(1)	(1)	-----	-----	LD,LU,XCD,XCT,XCU,XD,XT,XU,XXCD,XXCT,XXCU,XXD,XXT,XXU
77	94002-05490-0S	NUT, HEX., 5MM	(1)	(1)	(1)	(1)	(1)	(1)	-----	-----	LD,LU,XCD,XCT,XCU,XD,XT,XU,XXCD,XXCT,XXCU,XXD,XXT,XXU
78	94540-03029	E-RING, 3MM	(1)	(1)	(1)	(1)	(1)	(1)	-----	-----	LD,LU,XCD,XCT,XCU,XD,XT,XU,XXCD,XXCT,XXCU,XXD,XXT,XXU
79	94540-04029	E-RING, 4MM	(1)	(1)	(1)	(1)	(1)	(1)	-----	-----	LD,LU,XCD,XCT,XCU,XD,XT,XU,XXCD,XXCT,XXCU,XXD,XXT,XXU
80	94540-07029	E-RING, 7MM	(1)	(1)	(1)	(1)	(1)	(1)	-----	-----	LD,LU,XCD,XCT,XCU,XD,XT,XU,XXCD,XXCT,XXCU,XXD,XXT,XXU



FOP-4

SWITCH PANEL KIT(1)



Ref. L.O.N. (Relative ref. Number) F.R.T.
No. Description

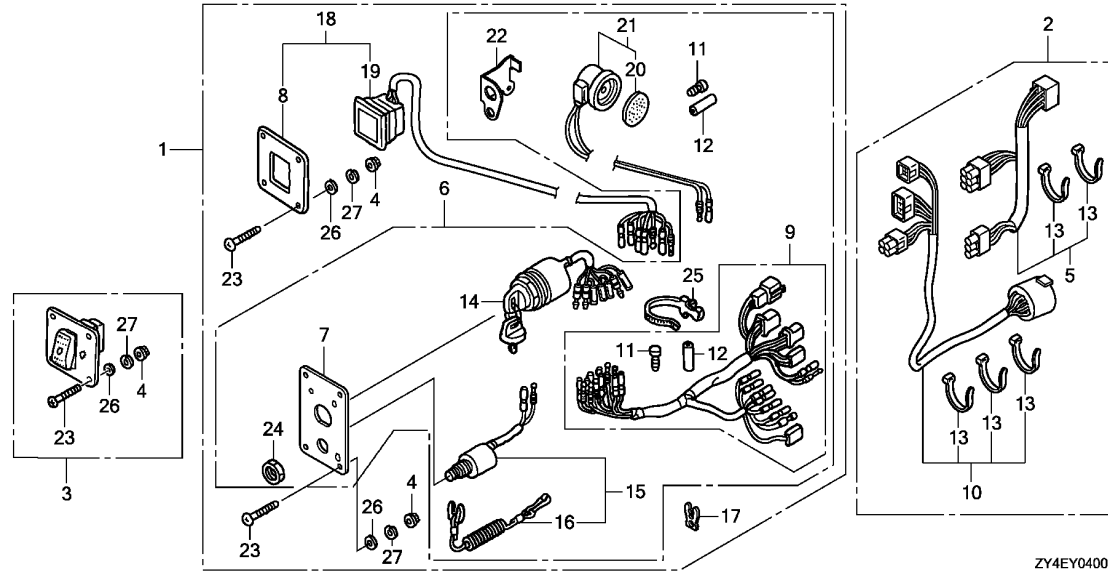
NO INFORMATION

ZY4EY0400

Ref. No.	Part No.	Description	Reqd. QTY						Serial No.	Parts catalogue code
			BF 175 AK2	BF 175 AK3	BF 200 AK2	BF 200 AK3	BF 225 AK2	BF 225 AK3		
1	06323-ZZ5-664	PANEL KIT, SWITCH(B) (4-LED)	(1)	(1)	(1)	(1)	(1)	(1)	LD,X3,XC3,XCD,XCT,XD,XT,XX3,XXC3,XXCD,XXCT,XXD,XXT	
	06323-ZZ5-793	(1)	(1)	(1)	(1)	(1)	(1)	LU,XCU,XU,XXCU,XXU	
2	06325-ZZ5-600	CABLE SET, PANEL INDICATOR (20FT)	(1)	(1)	(1)	(1)	(1)	(1)		
	06325-ZZ5-700	CABLE SET, PANEL INDICATOR (25FT)	(1)	(1)	(1)	(1)	(1)	(1)		
	06325-ZZ5-800	CABLE SET, PANEL INDICATOR (30FT)	(1)	(1)	(1)	(1)	(1)	(1)		
3	06352-ZW5-U01	SWITCH KIT, LIGHT	(1)	(1)	(1)	(1)	(1)	(1)		
4	18334-MT8-770	NUT, FLANGE, 5MM	(12)	(12)	(12)	(12)	(12)	(12)		
5	32185-ZZ5-600	CORD ASSY., INDICATOR (20FT)	(1)	(1)	(1)	(1)	(1)	(1)		
	32185-ZZ5-700	CORD ASSY., INDICATOR (25FT)	(1)	(1)	(1)	(1)	(1)	(1)		
	32185-ZZ5-800	CORD ASSY., INDICATOR (30FT)	(1)	(1)	(1)	(1)	(1)	(1)		
6	32341-ZZ5-763	PANEL ASSY., SWITCH	(1)	(1)	(1)	(1)	(1)	(1)	LD,X3,XC3,XCD,XCT,XD,XT,XX3,XXC3,XXCD,XXCT,XXD,XXT	
	32341-ZZ5-792	(1)	(1)	(1)	(1)	(1)	(1)	LU,XCU,XU,XXCU,XXU	
7	32346-ZZ5-761	PANEL, CONTROL	(1)	(1)	(1)	(1)	(1)	(1)	LD,X3,XC3,XCD,XCT,XD,XT,XX3,XXC3,XXCD,XXCT,XXD,XXT	
	32346-ZZ5-791	(1)	(1)	(1)	(1)	(1)	(1)	LU,XCU,XU,XXCU,XXU	
8	32347-ZZ5-761	PANEL, CONTROL	(1)	(1)	(1)	(1)	(1)	(1)		
9	32545-ZZ5-000	HARNESS ASSY., SWITCH PANEL	(1)	(1)	(1)	(1)	(1)	(1)		
10	32580-ZZ5-600	CABLE ASSY., SWITCH PANEL (20FT)	(1)	(1)	(1)	(1)	(1)	(1)		
	32580-ZZ5-700	CABLE ASSY., SWITCH PANEL (25FT)	(1)	(1)	(1)	(1)	(1)	(1)		
	32580-ZZ5-800	CABLE ASSY., SWITCH PANEL (30FT)	(1)	(1)	(1)	(1)	(1)	(1)		
11	32823-ZV5-003	PLUG, INNER CONNECTOR	(8)	(8)	(8)	(8)	(8)	(8)		
12	32824-ZV5-003	PLUG, OUTER CONNECTOR	(3)	(3)	(3)	(3)	(3)	(3)		

FOP-4

SWITCH PANEL KIT(1)

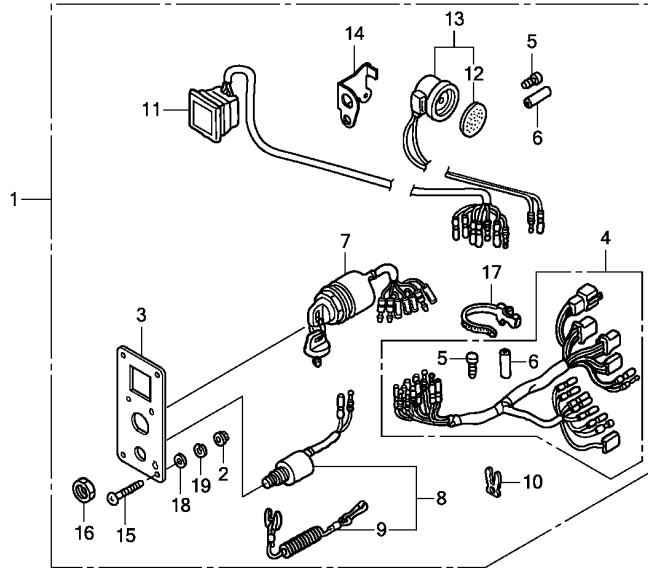


ZY4EY0400

Ref. No.	Part No.	Description	Reqd. QTY						Serial No.	Parts catalogue code
			BF 175 AK2	BF 175 AK3	BF 200 AK2	BF 200 AK3	BF 225 AK2	BF 225 AK3		
13	32901-952-770	TIE, CABLE(NATURAL)(2.4X92) -	(6)	(6)	(6)	(6)	(6)	(6)		
14	35100-ZV5-013	SWITCH ASSY., COMBINATION ---	(1)	(1)	(1)	(1)	(1)	(1)		
15	36180-ZV5-033	SWITCH ASSY., EMERGENCY STOP	(1)	(1)	(1)	(1)	(1)	(1)		
16	36182-ZV4-651	CORD COMP., EMERGENCY	(1)	(1)	(1)	(1)	(1)	(1)		
17	36187-ZV4-652	CLIP, EMERGENCY LOCK	(1)	(1)	(1)	(1)	(1)	(1)		
18	37205-ZZ5-762	PANEL ASSY., INDICATOR(4-LED)	(1)	(1)	(1)	(1)	(1)	(1)		
19	37210-ZZ5-762	LAMP ASSY., INDICATION(4-LED)	(1)	(1)	(1)	(1)	(1)	(1)		
20	38403-341-672	PLATE, WINKER BUZZER	(1)	(1)	(1)	(1)	(1)	(1)		
21	38410-ZV5-003	BUZZER COMP., WARNING	(1)	(1)	(1)	(1)	(1)	(1)		
22	38414-ZZ5-003	BRACKET, BUZZER	(1)	(1)	(1)	(1)	(1)	(1)		
23	90109-ZW5-000	SCREW, PAN, 5X40	(12)	(12)	(12)	(12)	(12)	(12)		
24	90302-921-000	NUT, HEX., 16MM	(1)	(1)	(1)	(1)	(1)	(1)		
25	90649-SC2-003	BAND, WIRE HARNESS(NATURAL) (150MM)	(1)	(1)	(1)	(1)	(1)	(1)		
26	94103-05400	WASHER, PLAIN, 5MM	(12)	(12)	(12)	(12)	(12)	(12)		
27	94111-05400	WASHER, SPRING, 5MM	(12)	(12)	(12)	(12)	(12)	(12)		

FOP-4-1

SWITCH PANEL KIT(2)



ZY4EY0401

Ref. L.O.N. (Relative ref. Number) F.R.T.
No. Description

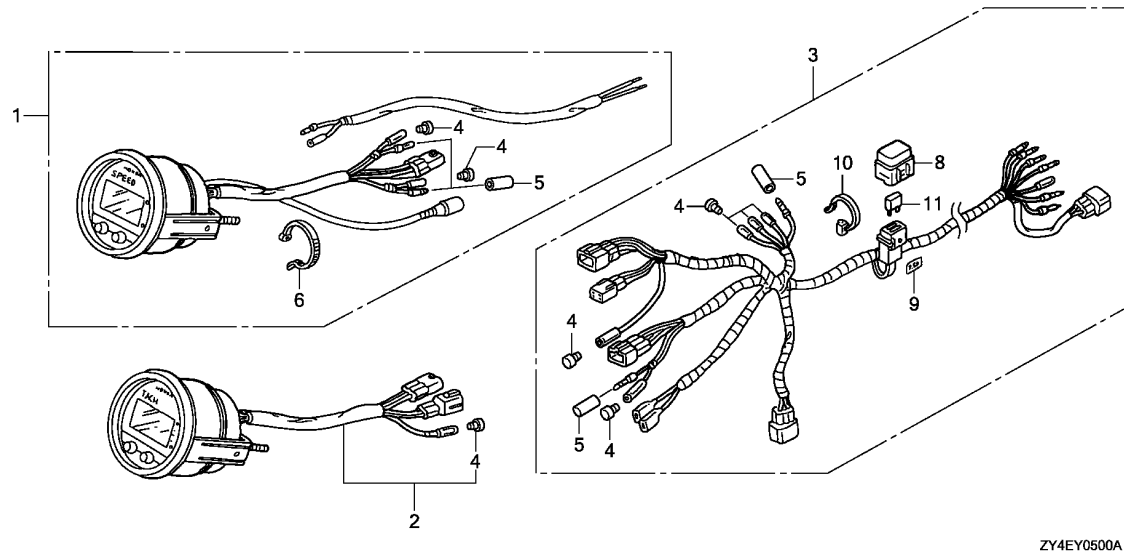
NO INFORMATION

3

Ref. No.	Part No.	Description	Reqd. QTY						Serial No.	Parts catalogue code
			BF 175 AK2	BF 175 AK3	BF 200 AK2	BF 200 AK3	BF 225 AK2	BF 225 AK3		
1	06323-ZZ5-764	PANEL KIT, SWITCH(4-LED)	(1)	(1)	(1)	(1)	(1)	(1)	-----	LD,X3,XC3,XCD,XCT,XD,XT,XX3,XXC3,XXCD,XXCT,XXD,XXT
	06323-ZZ5-783	(1)	(1)	(1)	(1)	(1)	(1)	-----	LU,XCU,XU,XXCU,XXU
2	18334-MT8-770	NUT, FLANGE, 5MM	(4)	(4)	(4)	(4)	(4)	(4)		
3	32346-ZZ5-003	PANEL, CONTROL	(1)	(1)	(1)	(1)	(1)	(1)	-----	LD,X3,XC3,XCD,XCT,XD,XT,XX3,XXC3,XXCD,XXCT,XXD,XXT
	32346-ZZ5-781	(1)	(1)	(1)	(1)	(1)	(1)	-----	LU,XCU,XU,XXCU,XXU
4	32545-ZZ5-000	HARNESS ASSY., SWITCH PANEL	(1)	(1)	(1)	(1)	(1)	(1)		
5	32823-ZV5-003	PLUG, INNER CONNECTOR	(8)	(8)	(8)	(8)	(8)	(8)		
6	32824-ZV5-003	PLUG, OUTER CONNECTOR	(3)	(3)	(3)	(3)	(3)	(3)		
7	35100-ZV5-013	SWITCH ASSY., COMBINATION ...	(1)	(1)	(1)	(1)	(1)	(1)		
8	36180-ZV5-033	SWITCH ASSY., EMERGENCY STOP	(1)	(1)	(1)	(1)	(1)	(1)		
9	36182-ZV4-651	CORD COMP., EMERGENCY	(1)	(1)	(1)	(1)	(1)	(1)		
10	36187-ZV4-652	CLIP, EMERGENCY LOCK	(1)	(1)	(1)	(1)	(1)	(1)		
11	37210-ZZ5-712	LAMP ASSY., INDICATION(4-LED)	(1)	(1)	(1)	(1)	(1)	(1)		
12	38403-341-672	PLATE, WINKER BUZZER	(1)	(1)	(1)	(1)	(1)	(1)		
13	38410-ZV5-003	BUZZER COMP., WARNING	(1)	(1)	(1)	(1)	(1)	(1)		
14	38414-ZZ5-003	BRACKET, BUZZER	(1)	(1)	(1)	(1)	(1)	(1)		
15	90109-ZW5-000	SCREW, PAN, 5X40	(4)	(4)	(4)	(4)	(4)	(4)		
16	90302-921-000	NUT, HEX., 16MM	(1)	(1)	(1)	(1)	(1)	(1)		
17	90649-SC2-003	BAND, WIRE HARNESS(NATURAL) (150MM)	(1)	(1)	(1)	(1)	(1)	(1)		
18	94103-05400	WASHER, PLAIN, 5MM	(4)	(4)	(4)	(4)	(4)	(4)		
19	94111-05400	WASHER, SPRING, 5MM	(4)	(4)	(4)	(4)	(4)	(4)		

FOP-5

METER(1)



Ref. L.O.N. (Relative ref. Number) F.R.T.
No. Description

NO INFORMATION

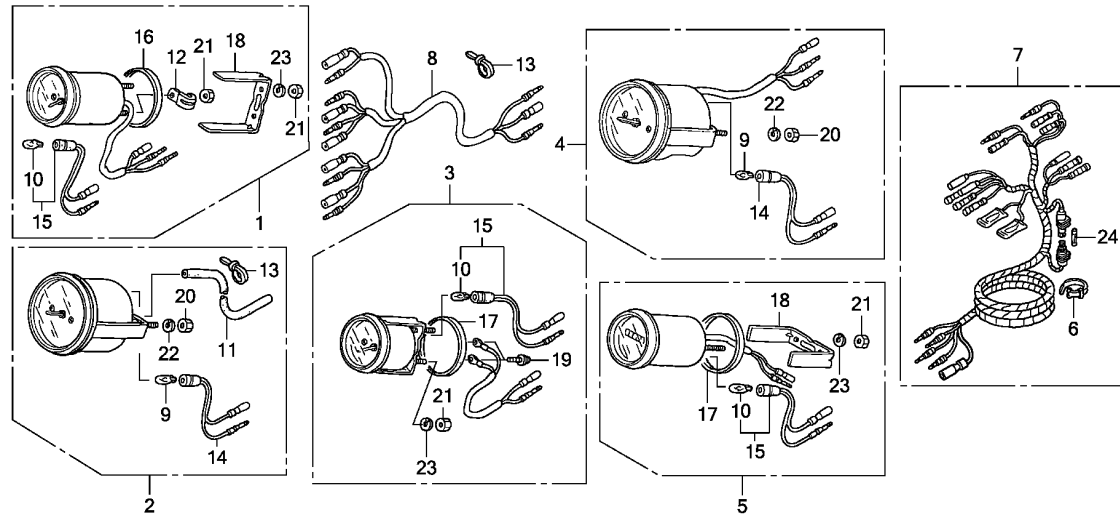
ZY4EY0500A

Ref. No.	Part No.	Description	Reqd. QTY						Serial No.	Parts catalogue code
			BF 175 AK2	BF 175 AK3	BF 200 AK2	BF 200 AK3	BF 225 AK2	BF 225 AK3		
1	06373-ZY3-801	SPEEDOMETER KIT(DIGITAL)(USA)	(1)	(1)	(1)	(1)	(1)	(1)	-----	LD,LU,XCD,XCT,XCU,XD,XT,XU,XXCD,XXCT,XXCU,XXD,XXT,XXU
2	06375-ZY3-812	METER KIT, TACHO(DIGITAL) (USE FOR 32540-ZY3-802)	(1)	(1)	(1)	(1)	(1)	(1)	-----	LD,LU,XCD,XCT,XCU,XD,XT,XU,XXCD,XXCT,XXCU,XXD,XXT,XXU
3	32540-ZZ3-740	HARNESS ASSY., METER(A) (DIGITAL)	(1)	(1)	(1)	(1)	(1)	(1)	-----	LD,LU,XCD,XCT,XCU,XD,XT,XU,XXCD,XXCT,XXCU,XXD,XXT,XXU
4	32823-ZV5-003	PLUG, INNER CONNECTOR	(9)	(9)	(9)	(9)	(9)	(9)	-----	LD,LU,XCD,XCT,XCU,XD,XT,XU,XXCD,XXCT,XXCU,XXD,XXT,XXU
5	32824-ZV5-003	PLUG, OUTER CONNECTOR	(4)	(4)	(4)	(4)	(4)	(4)	-----	LD,LU,XCD,XCT,XCU,XD,XT,XU,XXCD,XXCT,XXCU,XXD,XXT,XXU
6	35701-MG9-950	BAND(BLACK 3.5X140)	(3)	(3)	(3)	(3)	(3)	(3)	-----	LD,LU,XCD,XCT,XCU,XD,XT,XU,XXCD,XXCT,XXCU,XXD,XXT,XXU
8	38216-ZY3-801	COVER ASSY., FUSE(7.5A)	(1)	(1)	(1)	(1)	(1)	(1)	-----	LD,LU,XCD,XCT,XCU,XD,XT,XU,XXCD,XXCT,XXCU,XXD,XXT,XXU
9	87117-ZY3-800	MARK, FUSE(7.5A)	(1)	(1)	(1)	(1)	(1)	(1)	-----	LD,LU,XCD,XCT,XCU,XD,XT,XU,XXCD,XXCT,XXCU,XXD,XXT,XXU
10	90650-ZY1-003	TIE, CABLE	(1)	(1)	(1)	(1)	(1)	(1)	-----	LD,LU,XCD,XCT,XCU,XD,XT,XU,XXCD,XXCT,XXCU,XXD,XXT,XXU
11	98200-30750	FUSE, BLADE(7.5A)	(2)	(2)	(2)	(2)	(2)	(2)	-----	LD,LU,XCD,XCT,XCU,XD,XT,XU,XXCD,XXCT,XXCU,XXD,XXT,XXU



FOP-5-1

METER(2)



ZY4EY0501A

Ref. L.O.N. (Relative ref. Number) F.R.T.
No. Description

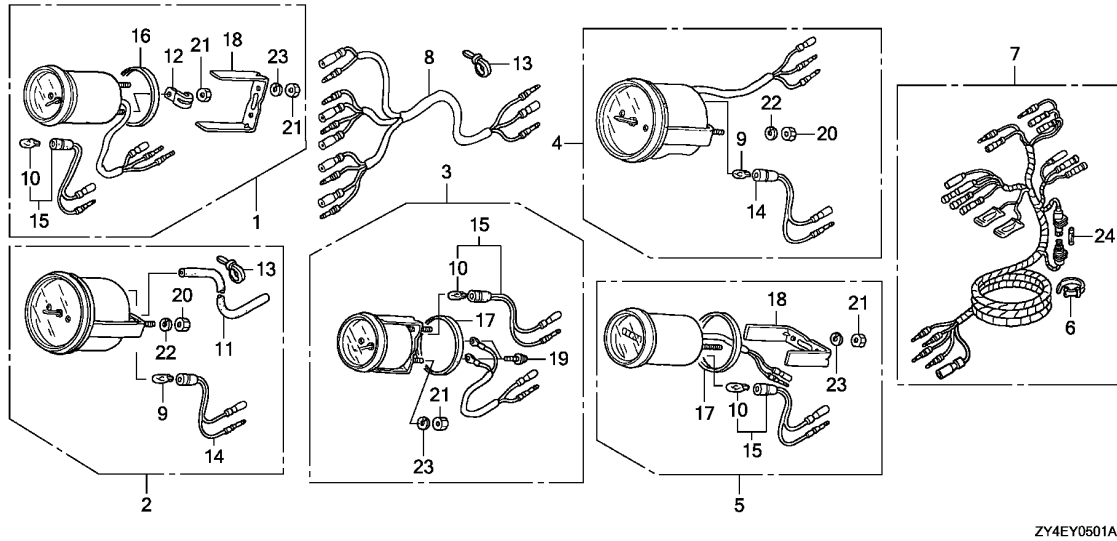
NO INFORMATION

3

Ref. No.	Part No.	Description	Reqd. QTY						Serial No.	Parts catalogue code
			BF 175 AK2	BF 175 AK3	BF 200 AK2	BF 200 AK3	BF 225 AK2	BF 225 AK3		
1	06372-ZW5-U01	METER KIT, TRIM	(1)	(1)	(1)	(1)	(1)	(1)		
	06372-ZW5-U11	METER KIT, TRIM(B)	(1)	(1)	(1)	(1)	(1)	(1)		
2	06373-ZW5-U01	SPEEDOMETER KIT	(1)	(1)	(1)	(1)	(1)	(1)		
	06373-ZW5-U11	SPEEDOMETER KIT(B)	(1)	(1)	(1)	(1)	(1)	(1)		
3	06374-ZW5-U00	METER KIT, VOLT	(1)	(1)	(1)	(1)	(1)	(1)		
	06374-ZW5-U10	METER KIT, VOLT(B)	(1)	(1)	(1)	(1)	(1)	(1)		
4	06375-ZW5-U01	METER KIT, TACHO	(1)	(1)	(1)	(1)	(1)	(1)		
	06375-ZW5-U11	METER KIT, TACHO(B)	(1)	(1)	(1)	(1)	(1)	(1)		
5	06397-ZW5-U00	METER KIT, HOUR	(1)	(1)	(1)	(1)	(1)	(1)		
	06397-ZW5-U10	METER KIT, HOUR(B)	(1)	(1)	(1)	(1)	(1)	(1)		
6	32161-404-000	BAND B1, WIRE	(1)	(1)	(1)	(1)	(1)	(1)	-----	LD,LU,XCD,XCT,XCU,XD,XT,XU,XXCD,XXCT,XXCU,XXD,XXT,XXU
7	32540-ZZ3-000	HARNESS ASSY., METER(A)	(1)	(1)	(1)	(1)	(1)	(1)	-----	LD,LU,XCD,XCT,XCU,XD,XT,XU,XXCD,XXCT,XXCU,XXD,XXT,XXU
8	32550-ZW5-U00	HARNESS ASSY., METER(B)	(1)	(1)	(1)	(1)	(1)	(1)		
9	34908-MB9-871	BULB, WEDGE BASE(T10) (12V 1.7W)(STANLEY)	(2)	(2)	(2)	(2)	(2)	(2)		
10	34908-MG9-951	BULB, WEDGE BASE(12V 1.7W) ..	(3)	(3)	(3)	(3)	(3)	(3)		
11	37202-ZW5-U01	TUBE, SPEED METER(4X7X8000) ..	(1)	(1)	(1)	(1)	(1)	(1)		
12	37215-KM1-670	CLAMP	(1)	(1)	(1)	(1)	(1)	(1)		
13	37226-MZ5-008	BAND, SELF LOCK	(2)	(2)	(2)	(2)	(2)	(2)		
14	37258-ZV5-U01	SOCKET COMP.	(2)	(2)	(2)	(2)	(2)	(2)		
15	37258-ZW5-U01	SOCKET COMP.	(3)	(3)	(3)	(3)	(3)	(3)		
16	37263-ZV5-821	PACKING	(1)	(1)	(1)	(1)	(1)	(1)		
17	37264-ZV5-821	PACKING	(2)	(2)	(2)	(2)	(2)	(2)		
18	37266-ZV5-821	BRACKET	(2)	(2)	(2)	(2)	(2)	(2)		
19	37305-KE5-008	SCREW-WASHER, 3X22	(2)	(2)	(2)	(2)	(2)	(2)		
20	90309-ZV5-821	NUT, HEX., 5MM	(4)	(4)	(4)	(4)	(4)	(4)		

FOP-5-1

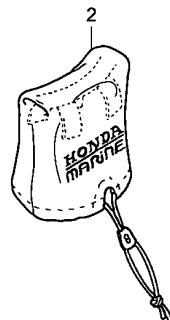
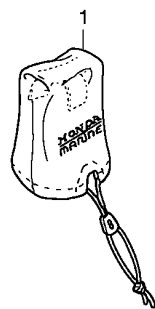
METER(2)



Ref. No.	Part No.	Description	Reqd. QTY						Serial No.	Parts catalogue code
			BF 175	BF 175	BF 200	BF 200	BF 225	BF 225		
21	90310-ZV5-821	NUT, HEX., 4MM	(7)	(7)	(7)	(7)	(7)	(7)		
22	90550-ZV5-821	WASHER, SPRING, 5MM	(4)	(4)	(4)	(4)	(4)	(4)		
23	90560-ZV5-821	WASHER, SPRING, 4MM	(6)	(6)	(6)	(6)	(6)	(6)		
24	98200-11000	FUSE A(10A)	(1)	(1)	(1)	(1)	(1)	(1)	-----	LD,LU,XCD,XCT,XCU,XD,XT,XU,XXCD,XXCT,XXCU,XXD,XXT,XXU

FOP-6

REMOTE CONTROL COVER KIT



ZY4EY0600

Ref. No.	L.O.N.	(Relative ref. Number) Description	F.R.T.
----------	--------	---------------------------------------	--------

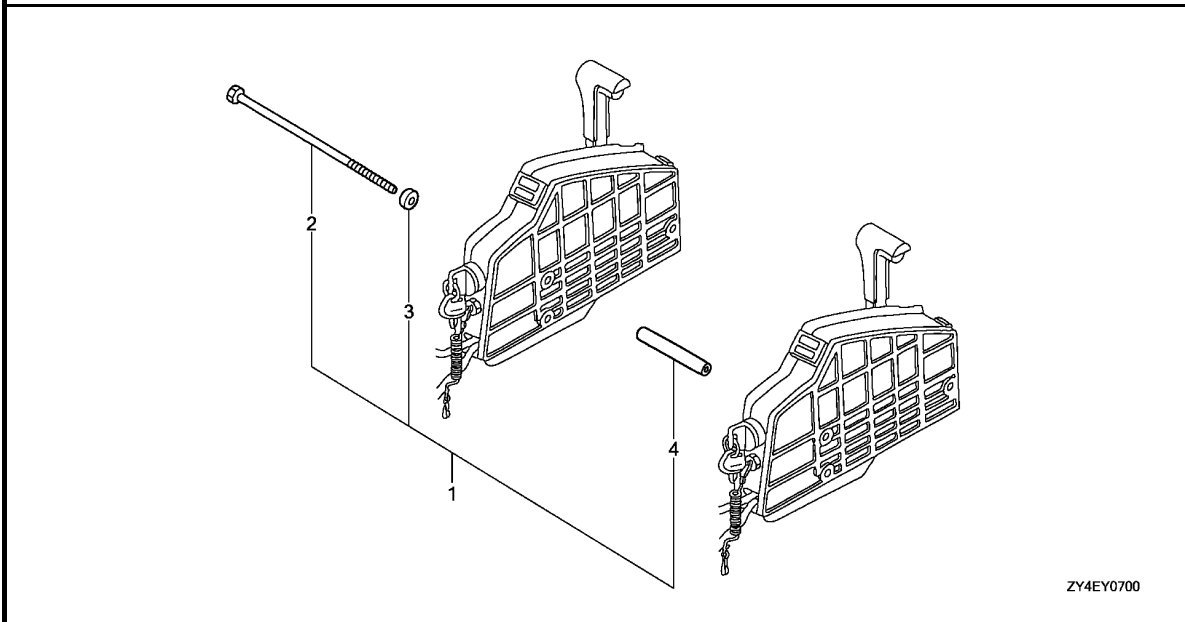
NO INFORMATION

3

Ref. No.	Part No.	Description	Reqd. QTY						Serial No.	Parts catalogue code
			BF 175 AK2	BF 175 AK3	BF 200 AK2	BF 200 AK3	BF 225 AK2	BF 225 AK3		
1	06881-ZW5-U01	COVER KIT, REMOTE CONTROL BOX (TOP MOUNT SINGLE)	(1)	(1)	(1)	(1)	(1)	(1)		
2	06881-ZW5-U11	COVER KIT, REMOTE CONTROL BOX (TOP MOUNT DUAL)	(1)	(1)	(1)	(1)	(1)	(1)		

FOP-7

BOLT KIT



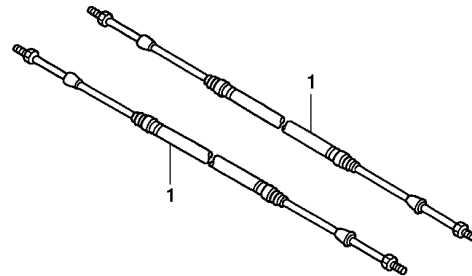
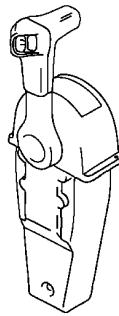
ZY4EY0700

Ref. No.	L.O.N.	(Relative ref. Number)	Description	F.R.T.
NO INFORMATION				

Ref. No.	Part No.	Description	Reqd. QTY						Serial No.	Parts catalogue code
			BF 175	BF 175	BF 200	BF 200	BF 225	BF 225		
1	06900-ZW5-U00	BOLT KIT, SIDE REMOTE CONTROL	(1)	(1)	(1)	(1)	(1)	(1)		
2	90021-ZW5-U00	BOLT, SPECIAL, 6X220	(3)	(3)	(3)	(3)	(3)	(3)		
3	90511-ZW5-U00	COLLAR, DISTANCE(A)	(3)	(3)	(3)	(3)	(3)	(3)		
4	90512-ZW5-U00	COLLAR, DISTANCE(B)	(3)	(3)	(3)	(3)	(3)	(3)		

FOP-8

CABLE(SINGLE)



ZY4EY0800

Ref. L.O.N. (Relative ref. Number) F.R.T.
No. Description

NO INFORMATION

3

Ref. No.	Part No.	Description	Reqd. QTY						Serial No.	Parts catalogue code
			BF 175 AK2	BF 175 AK3	BF 200 AK2	BF 200 AK3	BF 225 AK2	BF 225 AK3		
1	24910-ZY3-003	CABLE COMP., REMOTE CONTROL (10')(LOW FRICTION)	(2)	(2)	(2)	(2)	(2)	(2)		
	24911-ZW7-U01	CABLE ASSY., PUSH-PULL (33C-5FT)	(2)	(2)	(2)	(2)	(2)	(2)		
	24911-ZY3-003	CABLE COMP., REMOTE CONTROL (11')(LOW FRICTION)	(2)	(2)	(2)	(2)	(2)	(2)		
	24912-ZW7-U01	CABLE ASSY., PUSH-PULL (33C-6FT)	(2)	(2)	(2)	(2)	(2)	(2)		
	24912-ZY3-003	CABLE COMP., REMOTE CONTROL (12')(LOW FRICTION)	(2)	(2)	(2)	(2)	(2)	(2)		
	24913-ZW7-U01	CABLE ASSY., PUSH-PULL (33C-7FT)	(2)	(2)	(2)	(2)	(2)	(2)		
	24913-ZY3-003	CABLE COMP., REMOTE CONTROL (13')(LOW FRICTION)	(2)	(2)	(2)	(2)	(2)	(2)		
	24914-ZW7-U01	CABLE ASSY., PUSH-PULL (33C-8FT)	(2)	(2)	(2)	(2)	(2)	(2)		
	24914-ZY3-003	CABLE COMP., REMOTE CONTROL (14')(LOW FRICTION)	(2)	(2)	(2)	(2)	(2)	(2)		
	24915-ZW7-U01	CABLE ASSY., PUSH-PULL (33C-9FT)	(2)	(2)	(2)	(2)	(2)	(2)		
	24915-ZY3-003	CABLE COMP., REMOTE CONTROL (15')(LOW FRICTION)	(2)	(2)	(2)	(2)	(2)	(2)		
	24916-ZW7-U01	CABLE ASSY., PUSH-PULL (33C-10FT)	(2)	(2)	(2)	(2)	(2)	(2)		
	24916-ZY3-003	CABLE COMP., REMOTE CONTROL (16')(LOW FRICTION)	(2)	(2)	(2)	(2)	(2)	(2)		
	24917-ZW7-U01	CABLE ASSY., PUSH-PULL (33C-11FT)	(2)	(2)	(2)	(2)	(2)	(2)		

FOP-8

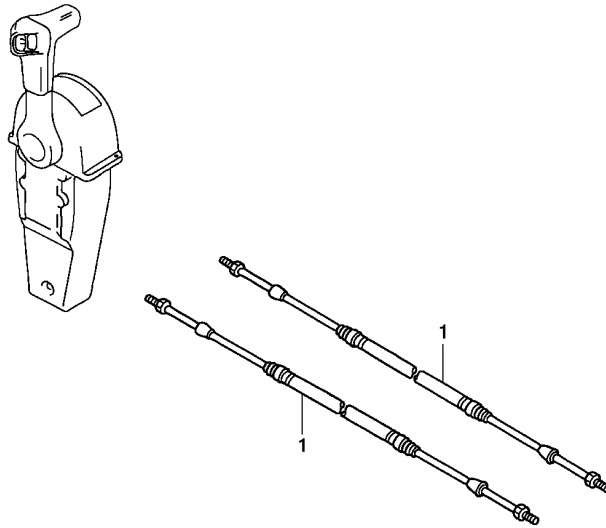
CABLE(SINGLE)

Ref. No.	Part No.	Description	Reqd. QTY						Serial No.	Parts catalogue code
			BF 175 AK2	BF 175 AK3	BF 200 AK2	BF 200 AK3	BF 225 AK2	BF 225 AK3		
(1)	24917-ZY3-003	CABLE COMP., REMOTE CONTROL (17')(LOW FRICTION)	(2)	(2)	(2)	(2)	(2)	(2)		
	24918-ZW7-U01	CABLE ASSY., PUSH-PULL (33C-12FT)	(2)	(2)	(2)	(2)	(2)	(2)		
	24918-ZY3-003	CABLE COMP., REMOTE CONTROL (18')(LOW FRICTION)	(2)	(2)	(2)	(2)	(2)	(2)		
	24919-ZW7-U01	CABLE ASSY., PUSH-PULL (33C-13FT)	(2)	(2)	(2)	(2)	(2)	(2)		
	24919-ZY3-003	CABLE COMP., REMOTE CONTROL (19')(LOW FRICTION)	(2)	(2)	(2)	(2)	(2)	(2)		
	24920-ZW7-U01	CABLE ASSY., PUSH-PULL (33C-14FT)	(2)	(2)	(2)	(2)	(2)	(2)		
	24920-ZY3-003	CABLE COMP., REMOTE CONTROL (20')(LOW FRICTION)	(2)	(2)	(2)	(2)	(2)	(2)		
	24921-ZW7-U01	CABLE ASSY., PUSH-PULL (33C-15FT)	(2)	(2)	(2)	(2)	(2)	(2)		
	24921-ZY3-003	CABLE COMP., REMOTE CONTROL (21')(LOW FRICTION)	(2)	(2)	(2)	(2)	(2)	(2)		
	24922-ZW7-U01	CABLE ASSY., PUSH-PULL (33C-16FT)	(2)	(2)	(2)	(2)	(2)	(2)		
	24922-ZY3-003	CABLE COMP., REMOTE CONTROL (22')(LOW FRICTION)	(2)	(2)	(2)	(2)	(2)	(2)		
	24923-ZW7-U01	CABLE ASSY., PUSH-PULL (33C-17FT)	(2)	(2)	(2)	(2)	(2)	(2)		
	24923-ZY3-003	CABLE COMP., REMOTE CONTROL (23')(LOW FRICTION)	(2)	(2)	(2)	(2)	(2)	(2)		
	24924-ZW7-U01	CABLE ASSY., PUSH-PULL (33C-18FT)	(2)	(2)	(2)	(2)	(2)	(2)		
	24924-ZY3-003	CABLE COMP., REMOTE CONTROL (24')(LOW FRICTION)	(2)	(2)	(2)	(2)	(2)	(2)		
	24925-ZW7-U01	CABLE ASSY., PUSH-PULL (33C-19FT)	(2)	(2)	(2)	(2)	(2)	(2)		
	24925-ZY3-003	CABLE COMP., REMOTE CONTROL (25')(LOW FRICTION)	(2)	(2)	(2)	(2)	(2)	(2)		
	24926-ZW7-U01	CABLE ASSY., PUSH-PULL (33C-20FT)	(2)	(2)	(2)	(2)	(2)	(2)		
	24926-ZY3-003	CABLE COMP., REMOTE CONTROL (26')(LOW FRICTION)	(2)	(2)	(2)	(2)	(2)	(2)		
	24927-ZW7-U01	CABLE ASSY., PUSH-PULL (33C-21FT)	(2)	(2)	(2)	(2)	(2)	(2)		
	24927-ZY3-003	CABLE COMP., REMOTE CONTROL (27')(LOW FRICTION)	(2)	(2)	(2)	(2)	(2)	(2)		
	24928-ZW7-U01	CABLE ASSY., PUSH-PULL (33C-22FT)	(2)	(2)	(2)	(2)	(2)	(2)		
	24928-ZY3-003	CABLE COMP., REMOTE CONTROL (28')(LOW FRICTION)	(2)	(2)	(2)	(2)	(2)	(2)		
	24929-ZW7-U01	CABLE ASSY., PUSH-PULL (33C-23FT)	(2)	(2)	(2)	(2)	(2)	(2)		
	24929-ZY3-003	CABLE COMP., REMOTE CONTROL (29')(LOW FRICTION)	(2)	(2)	(2)	(2)	(2)	(2)		
	24930-ZW7-U01	CABLE ASSY., PUSH-PULL (33C-24FT)	(2)	(2)	(2)	(2)	(2)	(2)		
	24930-ZY3-003	CABLE COMP., REMOTE CONTROL (30')(LOW FRICTION)	(2)	(2)	(2)	(2)	(2)	(2)		
	24931-ZW7-U01	CABLE ASSY., PUSH-PULL (33C-25FT)	(2)	(2)	(2)	(2)	(2)	(2)		
	24931-ZY3-003	CABLE COMP., REMOTE CONTROL (31')(LOW FRICTION)	(2)	(2)	(2)	(2)	(2)	(2)		



FOP-8

CABLE(SINGLE)

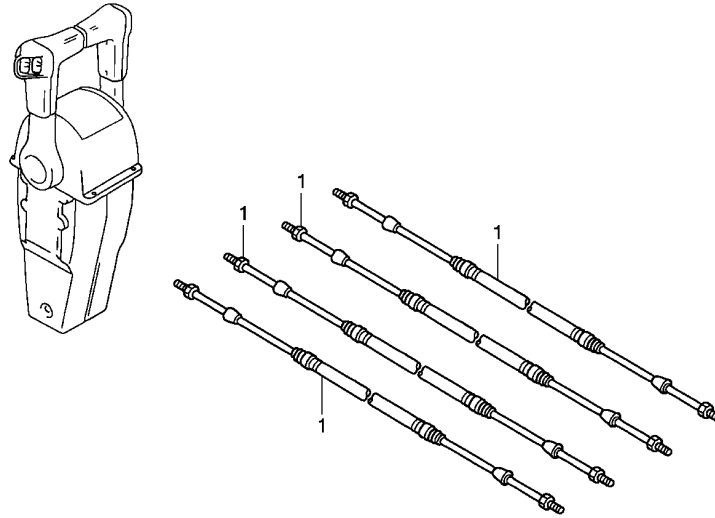


ZY4EY0800

Ref. No.	Part No.	Description	Reqd. QTY						Serial No.	Parts catalogue code
			BF 175 AK2	BF 175 AK3	BF 200 AK2	BF 200 AK3	BF 225 AK2	BF 225 AK3		
(1)	24932-ZW7-U01	CABLE ASSY., PUSH-PULL (33C-26FT)	(2)	(2)	(2)	(2)	(2)	(2)		
	24932-ZY3-003	CABLE COMP., REMOTE CONTROL (32')(LOW FRICTION)	(2)	(2)	(2)	(2)	(2)	(2)		
	24933-ZW7-U01	CABLE ASSY., PUSH-PULL (33C-27FT)	(2)	(2)	(2)	(2)	(2)	(2)		
	24933-ZY3-003	CABLE COMP., REMOTE CONTROL (33')(LOW FRICTION)	(2)	(2)	(2)	(2)	(2)	(2)		
	24934-ZW7-U01	CABLE ASSY., PUSH-PULL (33C-28FT)	(2)	(2)	(2)	(2)	(2)	(2)		
	24934-ZY3-003	CABLE COMP., REMOTE CONTROL (34')(LOW FRICTION)	(2)	(2)	(2)	(2)	(2)	(2)		
	24935-ZW7-U01	CABLE ASSY., PUSH-PULL (33C-29FT)	(2)	(2)	(2)	(2)	(2)	(2)		
	24935-ZY3-003	CABLE COMP., REMOTE CONTROL (35')(LOW FRICTION)	(2)	(2)	(2)	(2)	(2)	(2)		
	24936-ZW7-U01	CABLE ASSY., PUSH-PULL (33C-30FT)	(2)	(2)	(2)	(2)	(2)	(2)		
	24937-ZW7-U01	CABLE ASSY., PUSH-PULL (33C-31FT)	(2)	(2)	(2)	(2)	(2)	(2)		
	24938-ZW7-U01	CABLE ASSY., PUSH-PULL (33C-32FT)	(2)	(2)	(2)	(2)	(2)	(2)		

FOP-8-1

CABLE(DUAL)



ZY4EY0801

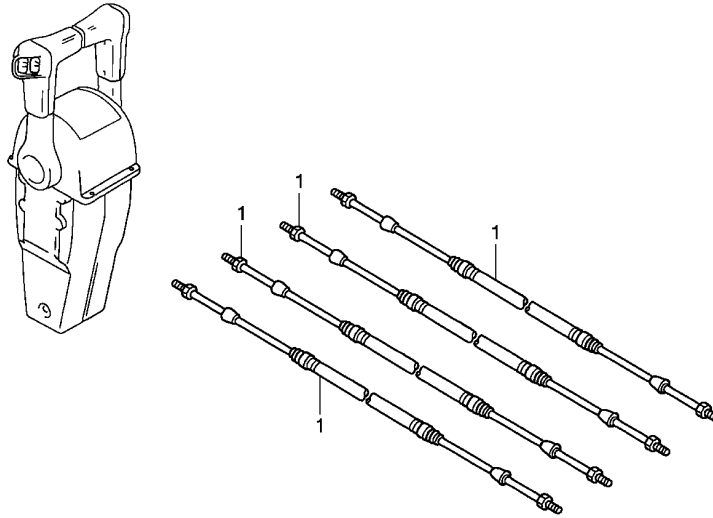
Ref. L.O.N. (Relative ref. Number) F.R.T.
No. Description

NO INFORMATION

Ref. No.	Part No.	Description	Reqd. QTY						Serial No.	Parts catalogue code
			BF 175 AK2	BF 175 AK3	BF 200 AK2	BF 200 AK3	BF 225 AK2	BF 225 AK3		
1	24910-ZY3-003	CABLE COMP., REMOTE CONTROL (10')(LOW FRICTION)	(4)	(4)	(4)	(4)	(4)	(4)		
	24911-ZW7-U01	CABLE ASSY., PUSH-PULL (33C-5FT)	(4)	(4)	(4)	(4)	(4)	(4)		
	24911-ZY3-003	CABLE COMP., REMOTE CONTROL (11')(LOW FRICTION)	(4)	(4)	(4)	(4)	(4)	(4)		
	24912-ZW7-U01	CABLE ASSY., PUSH-PULL (33C-6FT)	(4)	(4)	(4)	(4)	(4)	(4)		
	24912-ZY3-003	CABLE COMP., REMOTE CONTROL (12')(LOW FRICTION)	(4)	(4)	(4)	(4)	(4)	(4)		
	24913-ZW7-U01	CABLE ASSY., PUSH-PULL (33C-7FT)	(4)	(4)	(4)	(4)	(4)	(4)		
	24913-ZY3-003	CABLE COMP., REMOTE CONTROL (13')(LOW FRICTION)	(4)	(4)	(4)	(4)	(4)	(4)		
	24914-ZW7-U01	CABLE ASSY., PUSH-PULL (33C-8FT)	(4)	(4)	(4)	(4)	(4)	(4)		
	24914-ZY3-003	CABLE COMP., REMOTE CONTROL (14')(LOW FRICTION)	(4)	(4)	(4)	(4)	(4)	(4)		
	24915-ZW7-U01	CABLE ASSY., PUSH-PULL (33C-9FT)	(4)	(4)	(4)	(4)	(4)	(4)		
	24915-ZY3-003	CABLE COMP., REMOTE CONTROL (15')(LOW FRICTION)	(4)	(4)	(4)	(4)	(4)	(4)		
	24916-ZW7-U01	CABLE ASSY., PUSH-PULL (33C-10FT)	(4)	(4)	(4)	(4)	(4)	(4)		
	24916-ZY3-003	CABLE COMP., REMOTE CONTROL (16')(LOW FRICTION)	(4)	(4)	(4)	(4)	(4)	(4)		
	24917-ZW7-U01	CABLE ASSY., PUSH-PULL (33C-11FT)	(4)	(4)	(4)	(4)	(4)	(4)		

FOP-8-1

CABLE(DUAL)



ZY4EY0801

Ref. No.	Part No.	Description	Reqd. QTY						Serial No.	Parts catalogue code
			BF 175 AK2	BF 175 AK3	BF 200 AK2	BF 200 AK3	BF 225 AK2	BF 225 AK3		
(1)	24917-ZY3-003	CABLE COMP., REMOTE CONTROL (17')(LOW FRICTION)	(4)	(4)	(4)	(4)	(4)	(4)		
	24918-ZW7-U01	CABLE ASSY., PUSH-PULL (33C-12FT)	(4)	(4)	(4)	(4)	(4)	(4)		
	24918-ZY3-003	CABLE COMP., REMOTE CONTROL (18')(LOW FRICTION)	(4)	(4)	(4)	(4)	(4)	(4)		
	24919-ZW7-U01	CABLE ASSY., PUSH-PULL (33C-13FT)	(4)	(4)	(4)	(4)	(4)	(4)		
	24919-ZY3-003	CABLE COMP., REMOTE CONTROL (19')(LOW FRICTION)	(4)	(4)	(4)	(4)	(4)	(4)		
	24920-ZW7-U01	CABLE ASSY., PUSH-PULL (33C-14FT)	(4)	(4)	(4)	(4)	(4)	(4)		
	24920-ZY3-003	CABLE COMP., REMOTE CONTROL (20')(LOW FRICTION)	(4)	(4)	(4)	(4)	(4)	(4)		
	24921-ZW7-U01	CABLE ASSY., PUSH-PULL (33C-15FT)	(4)	(4)	(4)	(4)	(4)	(4)		
	24921-ZY3-003	CABLE COMP., REMOTE CONTROL (21')(LOW FRICTION)	(4)	(4)	(4)	(4)	(4)	(4)		
	24922-ZW7-U01	CABLE ASSY., PUSH-PULL (33C-16FT)	(4)	(4)	(4)	(4)	(4)	(4)		
	24922-ZY3-003	CABLE COMP., REMOTE CONTROL (22')(LOW FRICTION)	(4)	(4)	(4)	(4)	(4)	(4)		
	24923-ZW7-U01	CABLE ASSY., PUSH-PULL (33C-17FT)	(4)	(4)	(4)	(4)	(4)	(4)		
	24923-ZY3-003	CABLE COMP., REMOTE CONTROL (23')(LOW FRICTION)	(4)	(4)	(4)	(4)	(4)	(4)		
	24924-ZW7-U01	CABLE ASSY., PUSH-PULL (33C-18FT)	(4)	(4)	(4)	(4)	(4)	(4)		

FOP-8-1

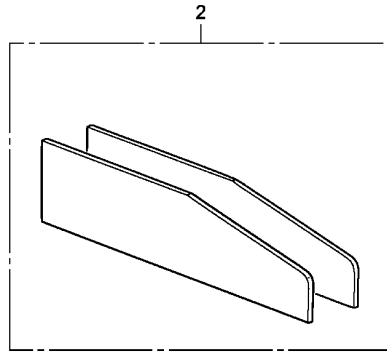
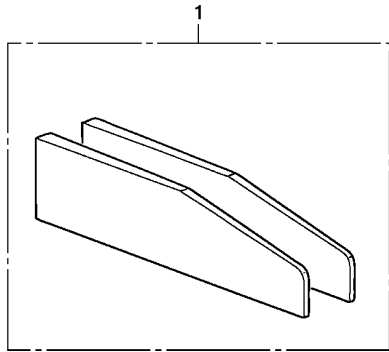
CABLE(DUAL)

Ref. No.	Part No.	Description	Reqd. QTY						Serial No.	Parts catalogue code
			BF 175 AK2	BF 175 AK3	BF 200 AK2	BF 200 AK3	BF 225 AK2	BF 225 AK3		
(1)	24924-ZY3-003	CABLE COMP., REMOTE CONTROL (24')(LOW FRICTION)	(4)	(4)	(4)	(4)	(4)	(4)		
	24925-ZW7-U01	CABLE ASSY., PUSH-PULL (33C-19FT)	(4)	(4)	(4)	(4)	(4)	(4)		
	24925-ZY3-003	CABLE COMP., REMOTE CONTROL (25')(LOW FRICTION)	(4)	(4)	(4)	(4)	(4)	(4)		
	24926-ZW7-U01	CABLE ASSY., PUSH-PULL (33C-20FT)	(4)	(4)	(4)	(4)	(4)	(4)		
	24926-ZY3-003	CABLE COMP., REMOTE CONTROL (26')(LOW FRICTION)	(4)	(4)	(4)	(4)	(4)	(4)		
	24927-ZW7-U01	CABLE ASSY., PUSH-PULL (33C-21FT)	(4)	(4)	(4)	(4)	(4)	(4)		
	24927-ZY3-003	CABLE COMP., REMOTE CONTROL (27')(LOW FRICTION)	(4)	(4)	(4)	(4)	(4)	(4)		
	24928-ZW7-U01	CABLE ASSY., PUSH-PULL (33C-22FT)	(4)	(4)	(4)	(4)	(4)	(4)		
	24928-ZY3-003	CABLE COMP., REMOTE CONTROL (28')(LOW FRICTION)	(4)	(4)	(4)	(4)	(4)	(4)		
	24929-ZW7-U01	CABLE ASSY., PUSH-PULL (33C-23FT)	(4)	(4)	(4)	(4)	(4)	(4)		
	24929-ZY3-003	CABLE COMP., REMOTE CONTROL (29')(LOW FRICTION)	(4)	(4)	(4)	(4)	(4)	(4)		
	24930-ZW7-U01	CABLE ASSY., PUSH-PULL (33C-24FT)	(4)	(4)	(4)	(4)	(4)	(4)		
	24930-ZY3-003	CABLE COMP., REMOTE CONTROL (30')(LOW FRICTION)	(4)	(4)	(4)	(4)	(4)	(4)		
	24931-ZW7-U01	CABLE ASSY., PUSH-PULL (33C-25FT)	(4)	(4)	(4)	(4)	(4)	(4)		
	24931-ZY3-003	CABLE COMP., REMOTE CONTROL (31')(LOW FRICTION)	(4)	(4)	(4)	(4)	(4)	(4)		
	24932-ZW7-U01	CABLE ASSY., PUSH-PULL (33C-26FT)	(4)	(4)	(4)	(4)	(4)	(4)		
	24932-ZY3-003	CABLE COMP., REMOTE CONTROL (32')(LOW FRICTION)	(4)	(4)	(4)	(4)	(4)	(4)		
	24933-ZW7-U01	CABLE ASSY., PUSH-PULL (33C-27FT)	(4)	(4)	(4)	(4)	(4)	(4)		
	24933-ZY3-003	CABLE COMP., REMOTE CONTROL (33')(LOW FRICTION)	(4)	(4)	(4)	(4)	(4)	(4)		
	24934-ZW7-U01	CABLE ASSY., PUSH-PULL (33C-28FT)	(4)	(4)	(4)	(4)	(4)	(4)		
	24934-ZY3-003	CABLE COMP., REMOTE CONTROL (34')(LOW FRICTION)	(4)	(4)	(4)	(4)	(4)	(4)		
	24935-ZW7-U01	CABLE ASSY., PUSH-PULL (33C-29FT)	(4)	(4)	(4)	(4)	(4)	(4)		
	24935-ZY3-003	CABLE COMP., REMOTE CONTROL (35')(LOW FRICTION)	(4)	(4)	(4)	(4)	(4)	(4)		
	24936-ZW7-U01	CABLE ASSY., PUSH-PULL (33C-30FT)	(4)	(4)	(4)	(4)	(4)	(4)		
	24937-ZW7-U01	CABLE ASSY., PUSH-PULL (33C-31FT)	(4)	(4)	(4)	(4)	(4)	(4)		
	24938-ZW7-U01	CABLE ASSY., PUSH-PULL (33C-32FT)	(4)	(4)	(4)	(4)	(4)	(4)		



FOP-9

TRIM ADJUST PLATE SET



ZY4EY0800

Ref. No.	L.O.N.	(Relative ref. Number)	Description	F.R.T.
----------	--------	------------------------	-------------	--------

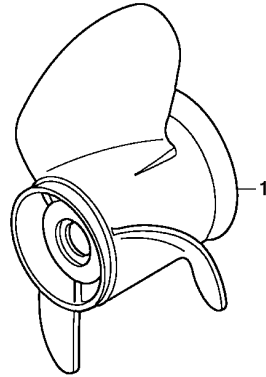
NO INFORMATION

3

Ref. No.	Part No.	Description	Reqd. QTY						Serial No.	Parts catalogue code
			BF 175 AK2	BF 175 AK3	BF 200 AK2	BF 200 AK3	BF 225 AK2	BF 225 AK3		
1	50388-ZY3-U00	PLATE SET, TRIM ADJUST (15MM TAPER)	(1)	(1)	(1)	(1)	(1)	(1)		
2	50388-ZY3-U10	PLATE SET, TRANSOM(5.5MM FLAT)	(1)	(1)	(1)	(1)	(1)	(1)		

FOP-10

PROPELLER



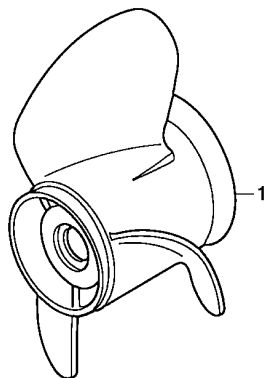
ZY4EY1000

Ref. No.	L.O.N.	(Relative ref. Number) Description	F.R.T.
1	2191A8	PROPELLER, THREE BLADES	0.2

Ref. No.	Part No.	Description	Reqd. QTY						Serial No.	Parts catalogue code
			BF 175 AK2	BF 175 AK3	BF 200 AK2	BF 200 AK3	BF 225 AK2	BF 225 AK3		
1	58130-ZY3-T00	PROPELLER COMP., THREE BLADES (14-1/2X15) (SUS)	(1)	(1)	(1)	(1)	(1)	(1)	-----	----- LD,LU,X3,XD,XT,XU,XX3,XXD,XXT,XXU
	58130-ZY3-T10	PROPELLER COMP., THREE BLADES (14-1/4X17) (SUS)	(1)	(1)	(1)	(1)	(1)	(1)	-----	----- LD,LU,X3,XD,XT,XU,XX3,XXD,XXT,XXU
	58130-ZY3-T30	PROPELLER COMP., THREE BLADES (14X21) (SUS)	(1)	(1)	(1)	(1)	(1)	(1)	-----	----- LD,LU,X3,XD,XT,XU,XX3,XXD,XXT,XXU
	58130-ZY3-T40	PROPELLER COMP., THREE BLADES (14-1/2X23) (SUS)	(1)	(1)	(1)	(1)	(1)	(1)	-----	----- LD,LU,X3,XD,XT,XU,XX3,XXD,XXT,XXU
	58130-ZY3-T50	PROPELLER COMP., THREE BLADES (14X25) (SUS)	(1)	(1)	(1)	(1)	(1)	(1)	-----	----- LD,LU,X3,XD,XT,XU,XX3,XXD,XXT,XXU
	58130-ZY3-V01ZA	PROPELLER COMP., THREE BLADES (15-1/2X13) (AL)	(1)	(1)	(1)	(1)	(1)	(1)	-----	----- LD,LU,X3,XD,XT,XU,XX3,XXD,XXT,XXU
	58130-ZY3-V11ZA	*NH283*.....STIN GRAY PROPELLER COMP., THREE BLADES (15-1/4X15) (AL)	(1)	(1)	(1)	(1)	(1)	(1)	-----	----- LD,LU,X3,XD,XT,XU,XX3,XXD,XXT,XXU
	58130-ZY3-V21ZA	*NH283*.....STIN GRAY PROPELLER COMP., THREE BLADES (15X17) (AL)	(1)	(1)	(1)	(1)	(1)	(1)	-----	----- LD,LU,X3,XD,XT,XU,XX3,XXD,XXT,XXU
	58130-ZY3-V31ZA	*NH283*.....STIN GRAY PROPELLER COMP., THREE BLADES (14-3/4X19) (AL)	(1)	(1)	(1)	(1)	(1)	(1)	-----	----- LD,LU,X3,XD,XT,XU,XX3,XXD,XXT,XXU
	58130-ZY3-V41ZA	*NH283*.....STIN GRAY PROPELLER COMP., THREE BLADES (14-1/2X21) (AL)	(1)	(1)	(1)	(1)	(1)	(1)	-----	----- LD,LU,X3,XD,XT,XU,XX3,XXD,XXT,XXU
	58130-ZY3-V51ZA	*NH283*.....STIN GRAY PROPELLER COMP., THREE BLADES (14-1/4X23) (AL)	(1)	(1)	(1)	(1)	(1)	(1)	-----	----- LD,LU,X3,XD,XT,XU,XX3,XXD,XXT,XXU
		NH283.....STIN GRAY	(1)	(1)	(1)	(1)	(1)	(1)	-----	----- LD,LU,X3,XD,XT,XU,XX3,XXD,XXT,XXU

FOP-10

PROPELLER



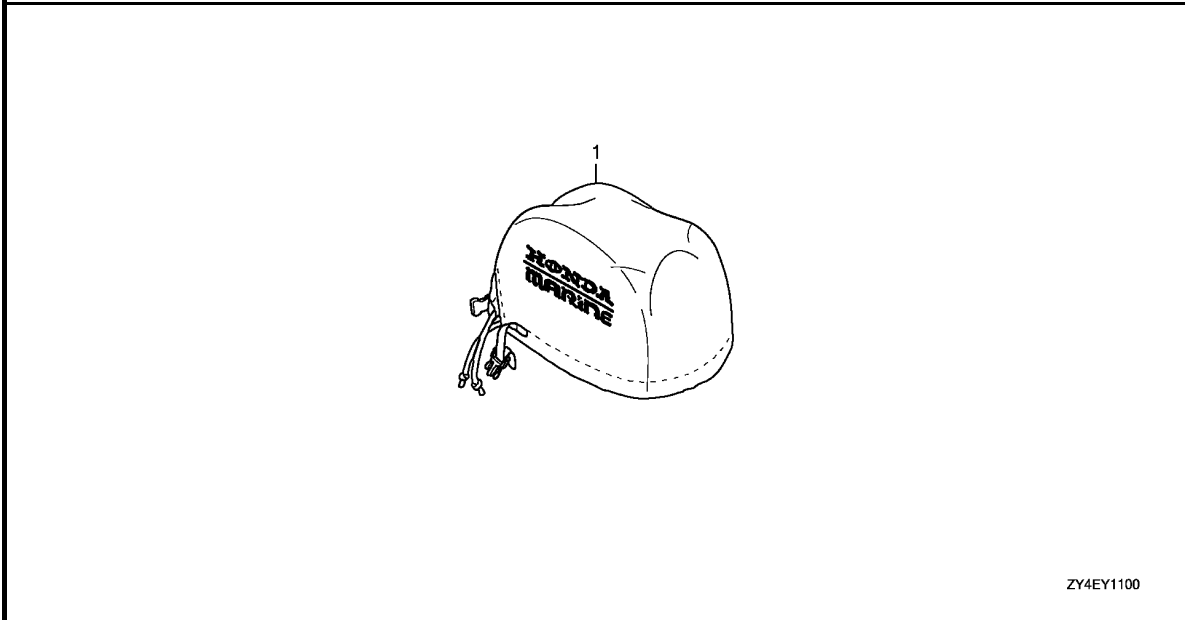
ZY4EY1000

3

Ref. No.	Part No.	Description	Reqd. QTY						Serial No.	Parts catalogue code
			BF 175 AK2	BF 175 AK3	BF 200 AK2	BF 200 AK3	BF 225 AK2	BF 225 AK3		
(1)	58130-ZY3-T20	PROPELLER COMP., THREE BLADES (14X19) (SUS)	(1)	(1)	(1)	(1)	(1)	(1)	-----	----- LD,LU,XD,XT,XU,XXD,XXT,XXU
	58180-ZY3-T00	PROPELLER COMP., THREE BLADES (14-1/2X15) (C/R)	(1)	-	(1)	(1)	(1)	(1)	-----	----- XC3,XCD,XCT,XCU,XXC3,XXCD,XXCT,XXCU
	58180-ZY3-T10	PROPELLER COMP., THREE BLADES (14-1/4X17) (C/R)	(1)	-	(1)	(1)	(1)	(1)	-----	----- XC3,XCD,XCT,XCU,XXC3,XXCD,XXCT,XXCU
	58180-ZY3-T30	PROPELLER COMP., THREE BLADES (14X21) (C/R)	(1)	-	(1)	(1)	(1)	(1)	-----	----- XC3,XCD,XCT,XCU,XXC3,XXCD,XXCT,XXCU
	58180-ZY3-T40	PROPELLER COMP., THREE BLADES (14-1/2X23) (C/R)	(1)	-	(1)	(1)	(1)	(1)	-----	----- XC3,XCD,XCT,XCU,XXC3,XXCD,XXCT,XXCU
	58180-ZY3-T20	PROPELLER COMP., THREE BLADES (14X19) (C/R)	(1)	-	(1)	(1)	(1)	(1)	-----	----- XCD,XCT,XCU,XXCD,XXCT,XXCU

FOP-11

ENGINE COVER



ZY4EY1100

Ref. No.	L.O.N.	(Relative ref. Number) Description	F.R.T.
----------	--------	---------------------------------------	--------

NO INFORMATION

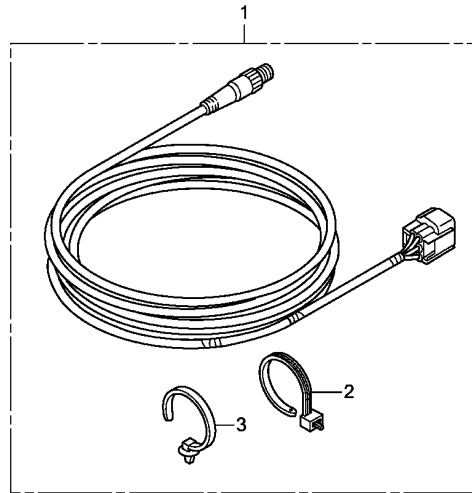
Ref. No.	Part No.	Description	Reqd. QTY						Serial No.	Parts catalogue code
			BF 175 AK2	BF 175 AK3	BF 200 AK2	BF 200 AK3	BF 225 AK2	BF 225 AK3		

1	88163-ZY3-U00	COVER, ENGINE	(1)	(1)	(1)	(1)	(1)	(1)		
---	---------------	---------------------	-----	-----	-----	-----	-----	-----	--	--

3

FOP-12

INTERFACE CABLE KIT



ZY4EY1200

Ref. No.	L.O.N.	(Relative ref. Number)	Description	F.R.T.
----------	--------	------------------------	-------------	--------

NO INFORMATION

3

Ref. No.	Part No.	Description	Reqd. QTY						Serial No.	Parts catalogue code
			BF 175 AK2	BF 175 AK3	BF 200 AK2	BF 200 AK3	BF 225 AK2	BF 225 AK3		
1	06328-ZZ3-763	KIT, CABLE(NMEA)(6FT)	(1)	(1)	(1)	(1)	(1)	(1)		
2	90650-ZY1-003	TIE, CABLE	(2)	(2)	(2)	(2)	(2)	(2)		
3	91540-STK-003	CLIP, HARNESS BAND(BLACK) (155.3MM)	(2)	(2)	(2)	(2)	(2)	(2)		

PART NO. INDEX

Part Number	Page	Ref.	Part Number	Page	Ref.	Part Number	Page	Ref.	Part Number	Page	Ref.	Part Number	Page	Ref.	Part Number	Page	Ref.
17680-ZX2-003	97	5	19256-ZY3-010	33	7	24310-ZY3-E00	90	9		139	12		144	33			
17700-ZX2-000	97	6	19257-ZY3-000	33	8	24318-ZY3-000	90	10	24814-ZW7-U01	139	6		141	12	24910-ZY3-003	154	1
17700-ZX2-010	97	6	19258-ZY3-010	69	14	24320-ZY3-A20	90	11		141	6	24832-ZW5-U01	131	17		157	1
17700-ZY3-010	97	6	19259-ZY3-000	69	15	24320-ZY6-000	90	11	24815-ZV5-010	126	6		133	17	24911-ZW7-U01	154	1
17701-ZV5-000	97	7	19261-ZY3-000	33	9	24320-ZY6-610	90	11		143	6		135	18		157	1
17702-ZV4-000	97	8	19269-ZY6-000	69	16	24327-ZW1-000	79	7	24815-ZW5-U01	131	8		137	18	24911-ZY3-003	154	1
17703-921-010	97	9	19270-ZY3-000	85	1	24343-ZW1-B02	90	12		133	8		139	13		157	1
17704-ZV4-010	97	10	19271-ZY3-000	85	2	24610-ZY3-A00	79	8	24815-ZW7-U01	139	7		141	13	24912-ZW7-U01	154	1
	98	11	19272-ZY3-000	85	3	24612-ZY3-010	79	9		141	7	24832-ZW7-U01	139	14		157	1
	13		19277-ZY3-000ZA	38	6	24613-ZY3-000	79	10	24816-ZV5-000	126	7		141	14	24912-ZY3-003	154	1
17721-ZY3-000	69	11	19278-ZY3-000	38	7	24617-ZY3-000	79	11		143	7	24833-ZW7-U01	139	15		157	1
17723-ZY3-A01	69	12	19279-ZW9-000	38	8	24618-ZY3-000	79	12	24816-ZW5-U01	131	9		141	15	24913-ZW7-U01	154	1
17724-ZY3-010	69	13	19286-ZW1-B00	82	2	24619-ZY3-000	79	13		133	9	24834-ZW5-U01	131	18		157	1
17738-ZY3-000	112	2	19289-ZY3-000	85	4	24620-ZY3-000	79	14		135	10		133	18	24913-ZY3-003	154	1
17748-ZY3-U01	129	2	19291-ZW5-000	38	9	24623-ZY3-000	79	15		137	10	24834-ZW5-U21	135	19		157	1
17749-ZY3-U01	129	3	19291-ZW9-000	38	10	24628-ZY3-000	79	16		139	8		137	19	24914-ZW7-U01	154	1
17877-ZY3-000	79	2	19292-ZW5-000	38	11	24629-ZW1-000	79	17		141	8	24836-ZV5-000	126	12		157	1
17910-ZY3-013	61	13	19294-ZY3-000ZB	38	12	24800-ZZ5-040	126	1	24817-ZV5-000	126	8		143	12	24914-ZY3-003	154	1
17931-ZY3-000	79	3	19295-ZY3-000	38	13		143	1		143	8	24841-ZV5-000	126	13		157	1
17936-921-000	79	4	19296-ZY3-000	38	14	24800-ZZ5-782	143	1	24817-ZW5-U01	131	10		143	13	24915-ZW7-U01	154	1
17938-SEO-941	44	12	19297-ZW5-000	38	15	24810-ZW5-U01	131	3		133	10	24845-ZV5-000	126	14		157	1
			19297-ZW9-000	38	16		135	3		135	11		143	14	24915-ZY3-003	154	1
18000			19297-ZY3-000	38	17		137	3		137	11	24850-ZV5-000	126	15		157	1
			19298-ZY3-000ZB	38	18	24810-ZW5-U11	133	3	24817-ZW7-U01	139	9		143	15	24916-ZW7-U01	154	1
18110-ZY3-010ZA	33	2	19300-ZY3-023	33	10		135	4		141	9	24854-ZV5-000	126	16		157	1
18115-ZY3-003	33	3	19303-ZW9-003	34	30		137	4	24818-ZV5-003	126	9		143	16	24916-ZY3-003	154	1
18120-ZY3-C01ZA	33	4	19315-ZY3-020ZA	33	11	24810-ZW7-U01	139	2		143	9	24855-ZV5-000	126	17		157	1
18125-ZY3-003	33	5	19319-ZY3-A00ZA	33	12	24810-ZW7-U11	141	2	24818-ZW5-U01	131	11		143	17	24917-ZW7-U01	154	1
18141-ZY3-A00ZA	38	2	19361-ZY3-000	38	19	24811-ZV5-010	126	2		133	11	24860-ZV5-000	126	18		157	1
18148-ZY3-003	38	3	19362-ZY3-000	38	20		143	2		135	12		143	18	24917-ZY3-003	155	1
18149-ZY3-A01	38	4	19366-ZY3-000	39	21	24811-ZW5-U01	131	4		137	12	24865-ZV5-000	126	19		158	1
18151-ZY3-A00ZA	38	5				133	4	24819-ZW5-U01	131	12		143	19	24918-ZW7-U01	155	1	
18330-ZY3-020	37	3	23000			135	5		133	12	24875-ZV5-000	126	20		158	1	
18333-ZY3-003	37	4				137	5		135	13		143	20	24918-ZY3-003	155	1	
18334-MT8-770	146	4	23170-ZY3-030ZA	39	22	24811-ZW7-U01	139	3		137	13	24876-ZV5-000	126	21		158	1
	148	2	23172-ZY3-003	39	23		141	3	24820-ZV5-010	126	10		143	21	24919-ZW7-U01	155	1
18340-ZY3-020	37	5	23173-ZY3-010	39	24	24812-ZV5-000	126	3		143	10	24878-ZV5-000	126	22		158	1
							143	3	24820-ZW5-U01	131	13		143	22	24919-ZY3-003	155	1
19000			24000			24812-ZW5-U01	131	5		133	13	24881-ZV5-000	126	23		158	1
							135	6	24820-ZW5-U21	135	14		144	23	24920-ZW7-U01	155	1
19210-ZY3-003	90	1	24101-ZY3-A01	92	1	24812-ZW5-U11	133	5		137	14	24883-ZV5-000	127	24		158	1
	130	3		94	1		137	6	24825-ZW5-U01	131	14		144	24	24920-ZY3-003	155	1
19221-ZY3-010	90	2	24102-ZY3-000	92	2	24812-ZW7-U01	139	4		133	14	24884-ZV5-000	127	25		158	1
	130	4		94	2		141	4		135	15		144	25	24921-ZW7-U01	155	1
19223-ZY3-000	90	3	24103-ZY3-000	92	3	24813-ZV5-000	126	4		137	15	24885-ZV5-000	127	26		158	1
	130	5		94	3		143	4	24826-ZW5-U01	131	15		144	26	24921-ZY3-003	155	1
19231-ZY3-000	90	4	24113-ZY3-A01	92	4	24813-ZW5-U01	131	6		133	15	24887-ZV5-000	127	27		158	1
	130	6		94	4		133	6		135	16		144	27	24922-ZW7-U01	155	1
19234-ZY3-000	90	5	24122-ZY3-A01	92	5		135	7		137	16	24891-ZV5-000	127	28		158	1
	130	7		94	5		137	7		139	10		144	28	24922-ZY3-003	155	1
19241-ZY3-000	90	6	24123-ZY3-000	92	6	24813-ZW5-U21	135	8		141	10	24892-ZV5-000	127	29		158	1
19251-ZY3-000	90	7		94	6		137	8	24830-ZV5-010	126	11		144	29	24923-ZW7-U01	155	1
19251-ZY3-611	90	7	24124-ZY3-310	92	7	24813-ZW7-U01	139	5		143	11	24894-ZV5-000	127	30		158	1
19251-ZY3-621	90	7		94	7		141	5	24830-ZW7-U01	139	11		144	30	24923-ZY3-003	155	1
19252-ZY3-000	37	6	24210-ZV1-010	113	4	24814-ZV5-010	126	5		141	11	24895-ZV5-000	127	31		158	1
19253-ZY3-000	90	8	24210-ZW1-010	79	5		143	5	24831-ZW5-U01	131	16		144	31	24924-ZW7-U01	155	1
	130	8	24221-ZV4-010	113	5	24814-ZW5-U01	131	7		133	16	24897-ZV5-000	127	32		158	1
19254-ZY3-000	37	7	24221-ZY3-000	79	6		133	7		135	17		144	32	24924-ZY3-003	155	1
19255-ZY3-000	33	6	24310-ZY3-C00	90	9		135	9		137	17	24898-ZV5-000	127	33		159	1

PART NO. INDEX

Part Number	Page	Ref.	Part Number	Page	Ref.	Part Number	Page	Ref.	Part Number	Page	Ref.	Part Number	Page	Ref.			
24925-ZW7-U01	155	1	30421-ZY3-000	74	1	31694-ZY3-003	71	18	32415-ZY3-C00	100	4	34750-ZY4-E01	75	4			
	159	1	30422-ZY3-000	74	2	31710-ZY3-003	71	19	32419-ZY3-A00	109	1	34750-ZY4-E03	75	4			
24925-ZY3-003	155	1	30520-ZX2-003	73	1	31750-ZY3-003	71	20	32421-ZY3-000	109	2	34750-ZY4-F01	75	4			
	159	1	30520-ZY3-003	73	1	31916-ZY3-003	73	2	32435-ZX2-000	102	8	34750-ZY4-F03	75	4			
24926-ZW7-U01	155	1	30530-RNA-A01	29	18	31916-ZY3-004	73	2	32435-ZY3-A00	100	5	34754-ZY3-C00	74	4			
	159	1							32530-ZW7-U00	131	19		75	5			
24926-ZY3-003	155	1	31000			32000			136	20	34908-MB9-871	106	3	36163-ZY3-003	59	10	
	159	1							138	20		150	9	36165-P8D-J00	59	11	
24927-ZW7-U01	155	1	31105-PR7-A01	71	1	32100-ZX2-000	99	1	133	19	34908-MG9-951	106	4	36180-ZV5-033	127	41	
	159	1	31106-ZX2-003	118	2	32100-ZX2-010	99	1	136	21		150	10		144	41	
24927-ZY3-003	155	1	31106-ZY3-003	118	2	32100-ZY2-C00	99	1	138	21					147	15	
	159	1	31110-ZY3-000ZA	35	11	32100-ZY2-G70	99	1	138	21					148	8	
24928-ZW7-U01	155	1	31111-PT0-003	71	2	32100-ZY2-H00	99	1	139	16	35000			36182-ZV4-651	127	42	
	159	1	31114-PT0-013	71	3	32100-ZY2-H01	99	1	141	16					144	42	
24928-ZY3-003	155	1	31116-ZY3-000	35	12	32100-ZY2-K70	99	1	127	34	35100-ZV5-013	127	38		147	16	
	159	1	31118-PT0-003	71	4	32100-ZY3-C00	99	1	144	34		144	38		148	9	
24929-ZW7-U01	155	1	31138-PD1-004	71	5	32100-ZY3-G70	99	1	106	2	32540-ZZ3-000	147	14	36187-ZV4-652	127	43	
	159	1	31141-P13-003	71	6	32100-ZY3-K70	99	1	150	7		148	7		144	43	
24929-ZY3-003	155	1	31142-PD1-004	71	7	32100-ZY3-K71	99	1	149	3	32540-ZZ3-740	127	39		147	17	
	159	1	31145-PD1-004	71	8	32101-ZZ3-000	75	3	146	9	32545-ZZ5-000	144	39		148	10	
24930-ZW7-U01	155	1	31146-PT0-003	71	9	32101-ZZ3-000	75	3	148	4	35370-ZV5-823	132	20	36361-PR7-A01	64	42	
	159	1	31147-P13-003	71	10	32103-ZY9-000	102	2	150	8		136	22	36362-ZY3-000	64	43	
24930-ZY3-003	155	1	31147-PT0-003	71	11	32104-538-308	107	2	146	10	35370-ZW5-U02	132	20	36550-ZY3-003	61	15	
	159	1	31148-P13-003	71	12	32108-ZY3-C00	100	1	103	27	35370-ZW5-U12	134	20	36620-ZY3-000	64	44	
24931-ZW7-U01	155	1	31148-PT0-003	71	13	32111-ZY3-010	54	17	146	10		136	23				
	159	1	31200-ZY3-003	76	1	32112-ZY3-000	57	17	146	10		138	23	37000			
24931-ZY3-003	155	1	31201-P5A-005	76	2	32114-ZW9-730	27	15	127	35	35370-ZW7-U02	139	17				
	159	1	31207-ZY3-003	76	3		29	19	144	35		141	17	37202-ZW5-U01	150	11	
24932-ZW7-U01	156	1	31207-ZY9-H01	76	3	32116-ZY3-000	30	20	146	11	35470-ZX2-013	81	43	37205-ZZ5-762	147	18	
	159	1	31215-PY3-004	76	4	32127-ZZ3-000	99	2	148	5	35470-ZY3-013	79	18	37210-ZZ5-013	127	44	
24932-ZY3-003	156	1	31216-ZY3-003	76	5	32128-ZY3-000	59	8	149	4		80	18		144	44	
	159	1	31218-PY3-004	76	6	32129-ZY3-000	27	16	127	36	35470-ZY3-023	79	18	37210-ZZ5-712	148	11	
24933-ZW7-U01	156	1	31226-ZW1-004	76	7	32161-404-000	106	1	144	36		80	18	37210-ZZ5-762	147	19	
	159	1	31226-ZY3-003	76	7		150	6	146	12	35476-ZY3-010	80	19	37215-KM1-670	106	5	
24933-ZY3-003	156	1	31226-ZY9-H01	77	21	32161-KM3-003	113	6	148	6	35477-ZY3-000	80	20		150	12	
	159	1	31229-ZW1-004	76	8		117	76	149	5	35490-ZW9-003	30	22	37226-MZ5-008	150	13	
24934-ZW7-U01	156	1	31229-ZY9-H01	76	8	32166-ZX2-003	64	41	103	28	35490-ZY3-004	30	23	37250-ZV7-913	106	6	
	159	1		77	8	32166-ZY3-000	64	41	127	37	35640-ZY3-013	85	5	37253-ZV5-821	106	7	
24934-ZY3-003	156	1	31231-ZW1-004	77	9	32168-ZW5-003	65	56	144	37	35645-ZY3-000	85	6	37256-ZV5-821	106	8	
	159	1	31232-ZY3-003	77	9	32185-ZZ5-600	146	5	147	13	35655-ZY3-C01	33	13	37258-ZV5-821	106	9	
24935-ZW7-U01	156	1	31235-ZY3-003	77	10	32185-ZZ5-700	103	26			35660-ZY3-003	113	7	37258-ZV5-U01	150	14	
	159	1	31236-ZY3-003	77	11		146	5	34000		35665-ZW5-003	61	14	37258-ZW5-U01	150	15	
24935-ZY3-003	156	1	31240-ZY3-003	77	12	32185-ZZ5-800	146	5	21	34750-ZY2-C03	74	3	35673-ZY3-003	30	24		
	159	1	31241-ZY3-003	77	12	32193-ZY3-C00	30	21	34750-ZY2-C05	74	3		33	14	37263-ZV5-821	106	11
24936-ZW7-U01	156	1	31242-ZY3-003	77	13	32341-ZZ5-763	146	6	34750-ZY2-E01	75	4	35695-ZY3-003	56	6		150	16
	159	1	31243-P5A-005	77	14	32341-ZZ5-792	146	6	34750-ZY2-E03	75	4	35700-ZY3-003	30	25	37264-ZV5-821	150	17
24937-ZW7-U01	156	1	31243-ZY3-003	77	13	32346-ZZ5-003	148	3	34750-ZY2-E03	75	4	35701-MG9-950	118	3	37266-ZV5-821	106	12
	159	1	31246-ZY3-003	77	15	32346-ZZ5-761	146	7	34750-ZY2-F01	75	4		127	40		150	18
24938-ZW7-U01	156	1	31246-ZY9-H01	77	15	32346-ZZ5-781	148	3	34750-ZY2-F03	75	4		144	40	37268-ZV5-821	106	13
	159	1	31247-ZY3-003	77	16	32346-ZZ5-791	146	7	34750-ZY2-F03	75	4		149	6	37305-KE5-008	150	19
			31249-ZY3-003	77	17	32347-ZZ5-761	146	8	34750-ZY3-C04	74	3				37830-RNA-A01	59	12
			31250-ZY3-003	77	18	32370-ZY3-H01	105	1	34750-ZY3-C06	74	3	36000				74	5
			31251-ZY3-003	78	24	32371-ZY3-H01	105	2	34750-ZY3-D01	74	3				37835-PGK-A01	59	13
30280-ZX2-003	118	1	31630-ZY3-003	71	14	32410-ZX2-000	102	3	34750-ZY3-E01	75	4	36104-ZW1-003	118	4		74	6
30280-ZY3-003	118	1	31630-ZY3-013	71	14	32410-ZY3-A02	100	2	34750-ZY3-E03	75	4	36120-ZX2-003	118	5			
30416-ZX2-000	75	1	31631-ZY3-003	71	15	32411-ZY3-003	100	3	34750-ZY3-F01	75	4	36120-ZX2-013	118	5	38000		
30419-ZY9-003	73	4	31637-ZY3-000	71	16		102	4	34750-ZY3-F02	75	4	36120-ZY3-013	118	5			
	75	2	31638-ZY3-003	54	16	32414-ZX2-300	102	5	34750-ZY4-C03	74	3	36122-ZX2-003	118	6	38201-ZY3-003	100	6
	102	1	31639-ZY3-003	71	17	32414-ZY6-640	102	6	34750-ZY4-C05	74	3	36122-ZY3-013	118	6	38210-ZY3-A01	100	7
						32415-ZX2-000	102	7	34750-ZY4-D01	74	3	36123-ZY3-013	118	7	38214-ZY3-A01	100	8



PART NO. INDEX

Part Number	Page	Ref.	Part Number	Page	Ref.	Part Number	Page	Ref.	Part Number	Page	Ref.	Part Number	Page	Ref.	Part Number	Page	Ref.	
38216-ZY3-003	100	9	41000			50209-ZY3-A00	114	21	58000									
38216-ZY3-801	149	8				50211-ZY3-000	114	22				63719-ZY3-000	86	23	87703-ZW7-U00	138	24	
38216-ZY3-A01	100	10	41100-ZY3-C03ZB	84	1	50214-ZV5-003	118	12	58130-ZY3-T00	161	1		87	23			141	19
38228-ZX2-003	105	3	41100-ZY3-C13ZB	84	1	50214-ZY3-000	114	23	58130-ZY3-T10	161	1	63722-ZY3-010ZB	87	24	87801-ZY3-710	122	18	
38235-S04-003	123	1	41100-ZY3-C23ZB	84	1	50301-ZY3-020ZB	114	24	58130-ZY3-T20	93	32	63728-ZY3-000	87	25				
38235-ZY6-004	105	4	41100-ZY3-E03ZB	84	1	50301-ZY3-030ZB	114	24				63729-ZY3-003	110	25	88000			
38252-ZY3-C00	74	7	41100-ZY3-E13ZB	84	1		115	24	58130-ZY3-T30	161	1	63731-ZY3-A03ZB	87	26				
38403-341-672	127	45	41101-ZY3-C00ZB	82	4	50310-HE0-003	27	17	58130-ZY3-T40	161	1	63731-ZY3-A12ZB	87	26	88163-ZY3-U00	163	1	
	144	45	41102-ZW1-B00	82	5	50311-ZY3-020ZB	115	25	58130-ZY3-T50	161	1	63736-ZY3-A03ZB	87	27				
	147	20	41102-ZX2-E00ZA	82	6	50381-ZY3-000	115	26	58130-ZY3-V01ZA	161	1	63736-ZY3-A12ZB	87	27	89000			
	148	12	41104-ZY3-C01	82	7	50388-ZY3-U00	160	1	58130-ZY3-V11ZA	161	1	63751-ZY3-C00	87	28				
38410-ZV5-003	127	46	41105-ZY3-C01	82	8	50388-ZY3-U10	160	2	58130-ZY3-V21ZA	161	1	63751-ZY3-C01	89	59	89102-538-000	123	2	
	144	46	41107-ZX2-C00ZA	82	9	50522-ZY3-000	115	27	58130-ZY3-V31ZA	161	1	63756-ZY3-C00	87	29	89103-538-000	123	3	
	147	21	41109-ZW1-B00	82	10	50527-ZY3-000	115	28	58130-ZY3-V41ZA	161	1	63756-ZY3-C01	89	60	89203-836-000	123	4	
	148	13	41112-ZY3-010	90	14	50529-ZY3-000	115	29	58130-ZY3-V51ZA	161	1				89210-GBJ-U00	123	5	
38414-ZZ5-003	147	22	41112-ZY3-611	90	14				58180-ZY3-T00	162	1	78000			89214-ML0-000	125	14	
	148	14	41112-ZY3-621	90	14	51000			58180-ZY3-T10	162	1				89216-SF4-000	123	6	
38550-ZX2-003	102	9	41116-ZY3-000	90	15	51640-121-730	109	11	58180-ZY3-T20	95	33	78419-SJ6-003	57	18	89217-355-000	125	15	
38550-ZY3-C01	100	11	41122-ZV0-000	54	18					162	1				89221-371-000	124	7	
38551-ZW1-000	100	12	41130-ZY3-C00	92	8	53000			58180-ZY3-T30	162	1	80000			89301-921-010	124	8	
	102	10	41130-ZY3-E00	94	8				58180-ZY3-T40	162	1							
38552-ZX2-000	102	11	41150-ZY3-E00	94	9	53740-SE0-953	27	18				80106-GCF-670	112	3	90000			
38553-ZY9-003	74	8	41151-ZY3-C00	92	9				60000						90001-ZY3-000	30	26	
	75	6	41161-ZY3-A00	92	10	54000			60180-ZY3-C01	109	12	82000			90002-ZW5-013	35	13	
	100	13	41161-ZY3-B00	94	10				60185-ZY3-C01	109	13	82873-ZV5-003	87	30	90002-ZX2-000	71	21	
38562-663-920	113	8	41171-ZV5-000	113	10	54316-SD9-013	27	19							90002-ZY3-000	72	21	
38580-ZY3-013	100	14	41172-ZV5-000	113	11				63000							72	21	
			41179-ZY3-A00	113	12	56000			63100-ZY3-060ZB	107	3	87101-ZY3-000	122	1		77	19	
39000			41201-ZY3-C00ZB	92	11				63100-ZY3-H00ZB	107	3	87117-ZX2-T60	122	19	90003-P8A-A00	49	21	
				94	11	56000-ZX2-013	118	13	63100-ZY3-H01ZB	107	3	87117-ZY3-800	149	9	90003-ZW2-000	74	9	
39794-SDA-004	105	5	41202-ZY3-000	92	12	56000-ZY3-043	118	13	63102-ZY3-010	107	4	87117-ZY9-000	122	2		75	7	
39794-ZY6-003	105	6	41202-ZY3-700	94	12	56000-ZY3-053	119	13	63107-ZY3-000	107	5	87121-ZY2-C00	122	3		100	15	
									63108-ZY3-000	107	6	87121-ZY3-C00	122	4		102	12	
40000			46000						63111-ZY3-310ZB	107	7	87121-ZY4-C00	122	5	90003-ZY3-000	77	20	
40102-ZV5-000	61	16	46391-VMO-003	33	15	56100-ZY3-003	119	14	63119-ZX2-C00	107	8	87132-ZY3-000	122	6	90004-P8A-A00	49	22	
40105-ZY3-C01	109	3		104	1	56100-ZY3-013	119	14	63119-ZY3-000	107	8	87301-ZY2-C00	122	7	90005-PT0-003	44	13	
40107-ZV5-000	85	7	46392-S0X-A01	80	21	56110-ZW1-701	119	15	63143-ZY3-000	107	9	87301-ZY3-C00	122	8	90005-ZW9-000	115	34	
40107-ZW1-700	118	10				56113-ZW1-701	119	16	63143-ZY3-H00	107	9	87301-ZY4-C00	122	9	90006-ZY3-003	30	27	
40114-ZY3-010	85	8	47000			56115-ZY9-003	119	17	63201-ZY3-000ZB	109	14	87302-ZY3-C00	122	10	90007-ZY3-000	56	7	
40119-ZY3-003	109	4				56116-ZW1-701	119	18	63205-ZY3-000	109	15	87303-ZZ5-C00	122	11	90008-ZW9-000	127	49	
40151-ZY3-000ZB	85	9	47117-196-000	109	10	56117-ZV5-821	119	19	63208-ZY3-000	109	16	87304-ZZ5-C00	122	12		145	50	
40154-ZY3-000ZA	109	5				56118-ZV5-820	119	20	63212-ZY3-000	109	17	87304-ZZ5-C00	122	12	90008-ZY3-003	30	28	
40155-ZY3-000	109	6	50000			56120-ZY3-013	120	21	63223-ZY3-000	109	18	87522-ZH8-W41	122	13	90009-371-015	39	25	
40157-ZY3-000	109	7				56130-ZW1-702	120	22	63224-ZY3-000	109	19	87531-733-E81	122	20	90009-PP4-E01	65	45	
40158-ZY3-000	109	8	50100-ZY3-A01	113	13	56170-ZY3-013	120	23	63225-ZY3-000	109	20	87531-ZY3-660	122	14	90009-ZV5-000	37	8	
40159-ZY3-000	109	9	50100-ZY3-A11	113	13	56180-ZW1-701	120	24	63226-ZY3-000	109	21	87538-ZW1-721	122	15		110	26	
40201-ZY3-020ZB	85	10	50109-ZY3-000	113	14	56513-ZV5-000	120	25	63230-ZY3-C00	109	22	87701-ZW7-U01	139	18	90009-ZW9-000	115	35	
40201-ZY3-612ZB	85	10	50111-ZY3-020	86	16	56516-ZY3-A00	115	30	63260-ZX2-C00	110	23		141	18	90009-ZY3-003	30	29	
40202-ZY3-621ZB	82	3	50151-ZY3-000	113	15	56518-ZY3-A00	115	31	63260-ZY3-C00	110	23	87701-ZZ5-020	127	47	90010-ZY3-000	39	26	
40204-ZY3-000	90	13	50153-ZY3-000	113	16	56519-ZY3-A00	115	32	63347-ZY3-C00	86	19		145	47	90011-PH3-000	35	14	
40209-ZW1-000	85	11	50155-ZY3-000	86	17	56532-ZX2-C00	120	26	63515-ZC0-700	110	24	87701-ZZ5-780	145	47	90011-ZW5-010	72	22	
40210-ZY3-610	85	12	50157-ZY3-010	86	18	56532-ZY3-000	120	26	63710-ZY3-C00ZA	86	20	87701-ZZ5-790	145	48	90011-ZW9-000	27	20	
40212-ZY3-010ZB	85	13	50161-ZY3-000ZB	113	17	56539-ZW1-000	115	33	63710-ZY3-C01ZA	86	20	87702-ZW9-800	127	48		54	19	
40212-ZY3-611ZB	85	13	50161-ZY3-610	113	17	56539-ZW0-C00	115	33	63715-ZY3-C01ZA	86	21		145	49		74	10	
40219-ZY3-013	113	9	50166-ZY3-000	113	18	56851-ZW1-703	120	27	63715-ZY3-C02ZA	86	21	87703-ZW5-U02	132	21		80	22	
	118	11	50168-ZY3-000	113	19	56860-ZW1-701	120	28	63718-ZY3-000	86	22		134	21	90011-ZY3-000	39	27	
40225-ZY3-010	86	14	50201-ZY3-C01ZA	114	20				63719-ZX2-C00	86	23	87703-ZW5-U22	136	24	90012-ZV5-013	55	20	
40226-ZY3-010	86	15	50201-ZY3-C11ZA	114	20													

PART NO. INDEX

Part Number	Page	Ref.	Part Number	Page	Ref.	Part Number	Page	Ref.	Part Number	Page	Ref.	Part Number	Page	Ref.
90013-ZW1-000	61	17	90034-ZY3-000	33	18	90103-ZW7-U01	140	23	90117-ZY3-000	115	43		127	54
	100	16		61	20		142	23	90119-ZV5-000	115	44		145	54
	102	13	90035-ZY3-000	44	15	90103-ZW9-010	115	37		117	77		147	24
90013-ZW9-000	99	3	90036-ZY3-000	27	22	90103-ZY6-000	82	13		120	33		148	16
	100	17		28	34		115	38	90120-ZY3-000	82	14	90302-ZV4-000	83	20
	102	14	90037-ZY3-000	61	21	90104-ZW5-U00	132	25	90122-ZY3-000	87	37	90302-ZV5-003	80	27
90013-ZY3-000	39	28	90038-ZY3-000	30	36		134	25	90123-ZY3-000	92	13	90302-ZW5-003	115	48
90014-RCA-A01	30	30	90039-ZY3-000	55	24		136	28		94	13	90302-ZW5-U21	136	34
90014-ZW1-000	65	46	90040-ZY3-000	55	25		138	28	90124-ZY3-000	82	15		138	34
			90041-ZY3-000	32	10	90104-ZW7-U01	140	24	90125-ZV5-000	127	53	90302-ZY3-000	87	42
90014-ZW9-000	66	17	90042-ZY3-000	57	22		142	24		145	53	90303-ZY3-000	91	19
	68	26	90043-ZY3-000	57	23	90104-ZY3-010	115	39	90126-ZW4-000	28	34	90304-ZV4-000	127	55
	75	8	90044-ZY3-000	57	24	90105-MM4-000	127	51	90126-ZY3-000	83	16		145	55
	100	18	90045-ZY3-000	39	32		145	51	90127-ZV4-000	37	10	90304-ZV5-013	115	49
	102	15	90046-ZY3-000	39	33	90105-ZW5-003	100	20		80	26	90304-ZW1-013	116	50
90015-PH1-013	32	6	90047-ZY3-000	39	34	90105-ZW5-U01	132	26		81	45	90304-ZY3-000	101	25
90015-ZY3-000	39	29	90049-ZY3-000	39	35		134	26	90127-ZV5-003	115	45		102	18
90016-ZW9-000	57	19	90050-ZY3-000	65	50		136	29		120	34	90306-ZV5-003	83	21
	65	47	90053-ZY3-010	37	9	90105-ZW9-000	138	29	90129-ZX2-000	115	46		116	51
			90054-ZY3-000	65	57		107	10	90129-ZY3-A00	87	38	90306-ZW4-003	116	51
90017-P8A-A01	56	8	90055-ZY3-000	72	24		110	30	90129-ZZ3-000	115	46	90307-ZV5-003	116	52
90017-RJA-003	55	21	90056-ZY3-000	66	19		115	40	90130-ZY3-620	83	17	90308-ZW1-003	83	22
90017-ZY3-000	30	31		68	27	90105-ZX2-C00	90	16	90131-ZV5-000	37	11	90309-ZV5-821	106	14
	65	48		59	17	90105-ZY3-010	87	32	90131-ZY3-620	83	18		150	20
	72	23	90058-ZY3-000	39	36	90105-ZY9-000	73	3	90132-ZY3-000	87	39	90310-ZV5-821	106	15
	80	23	90060-ZY3-000	44	16	90106-ZW1-004	77	21	90133-ZY3-000	107	12		151	21
90017-ZY9-000	61	18	90063-ZY3-000	32	11	90106-ZW5-U00	132	27	90134-ZY3-000	87	40	90401-ZW1-000	37	12
90018-ZW5-000	74	11	90081-ZV5-010	30	37		134	27	90135-ZY3-003	100	23	90401-ZW4-000	127	56
	75	9		35	15		136	30	90135-ZY6-004	105	8		145	56
	105	7		32	12		138	30	90136-SE0-A01	65	51	90402-HA0-000	80	28
90018-ZY3-000	56	9	90082-ZY3-003	32	13	90106-ZY3-A00	110	31	90146-ZW4-000	33	19	90402-ZW4-000	127	57
90019-ZW9-000	27	21	90083-ZY3-A01	73	3	90107-ZW1-004	78	22	90147-ZW4-000	32	14		145	57
	30	32	90084-ZY3-000	110	28	90107-ZW5-U00	132	28	90155-ZW4-000	33	20	90405-ZY3-000	101	26
	33	16	90101-ML0-720	132	22		134	28	90156-ZW4-000	30	38		102	19
	57	20	90101-ZW5-U00	134	22		136	31		59	18	90406-ZY3-000	28	23
90021-ZW5-U00	127	50		136	25	90107-ZX2-C00	83	35	90161-ZW9-830	34	28	90407-ZY3-D01	34	29
	153	2		138	25	90107-ZY3-000	100	21	90203-ZW1-000	100	24	90428-958-000	80	29
90021-ZY3-000	30	33		139	20		102	17		102	17		81	29
	57	21		141	20	90108-ZW1-000	102	16	90203-ZW5-010	72	25	90430-PD6-003	65	52
	65	49		139	21	90108-ZW4-000	115	41	90204-ZY3-000	32	15	90472-723-000	91	20
	66	18	90101-ZW7-U01	141	21		127	52	90205-ZY1-000	83	19	90501-ZV5-000	116	53
	110	27		145	52	90108-ZW5-U00	145	52		115	47	90501-ZW5-000	80	29
90023-ZW5-000	80	24	90101-ZW9-003	82	11		136	32	90205-ZY3-000	57	25		81	29
90023-ZY3-000	59	14	90101-ZX2-C00	81	42		138	32		59	19	90501-ZW5-U00	132	30
90026-ZY3-000	32	7	90101-ZZ0-000	82	12		100	22	90206-PM3-004	49	23		134	30
	44	14	90102-ZW1-000	115	36	90108-ZY3-000	100	22	90206-PT0-004	49	24		136	35
90027-ZY3-000	33	17	90102-ZW5-U00	132	23	90109-ZW5-000	147	23	90207-HW1-671	39	37		138	35
90028-ZY3-000	30	34		134	23		148	15	90215-HW1-671	90	17		140	26
90029-ZY3-000	59	15		138	26	90109-ZY3-010	107	11	90231-PD1-014	72	26		142	26
	74	12		140	22	90110-881-000	115	42	90242-ZW1-000	90	18	90501-ZY3-A00	116	54
	110	27	90102-ZW7-U01	142	22	90111-ZY3-000	87	33	90301-ZW1-B00	92	14	90502-MM8-610	110	32
90030-ZY3-000	32	8		80	25		89	58		94	14	90502-ZV4-000	127	58
	39	30	90102-ZW9-000	110	29	90113-ZV5-000	87	35	90301-ZW5-U00	132	29		132	31
	55	22		88	57	90113-ZW1-702	120	29		134	29		134	31
	61	19	90102-ZX2-C00	87	31	90113-ZY3-C00	87	36		136	33		136	36
	100	19	90102-ZY3-A00	132	24	90114-ZW1-702	120	30		138	33		138	36
90031-P8A-A01	55	23	90103-ZW5-U01	134	24	90115-ZW1-702	120	31	90301-ZW7-U01	140	25		145	58
90031-ZY3-000	32	9		136	27	90116-ZW1-702	120	32		142	25	90502-ZV5-000	116	55
	39	31		138	27	90116-ZY3-000	130	9	90302-921-000	87	41	90502-ZW5-U00	132	32
	59	16												



PART NO. INDEX

Part Number	Page	Ref.	Part Number	Page	Ref.	Part Number	Page	Ref.	Part Number	Page	Ref.	Part Number	Page	Ref.
90519-ZW1-B00	91	21		68	29		95	21	91305-ZY3-003	40	47	91553-ZY6-000	88	53
90520-ZW1-B00	91	21	90604-ZY3-020	34	23	90772-ZV5-000	127	66	91306-ZY3-003	40	48	91554-ZW1-000	65	55
90521-ZW1-B00	91	21	90605-ZV4-000	39	41		145	64	91307-PNA-003	31	42	94002-06490-0S	108	18
90528-ZY3-000	93	18		68	30	90851-898-000	74	13		34	25	94103-05400	147	26
	95	18		88	48	90951-ZV7-010	117	68	91308-MJ0-003	83	32		148	18
90529-ZY3-000	93	18	90620-SB2-003	101	27					91	28	91556-ZY3-000	107	15
	95	18		102	20	91000			91308-P8A-A01	31	43	91557-ZW1-701	121	48
90530-ZY3-000	93	18		103	20				91308-PK1-003	31	44	91560-ZY3-000	117	71
	95	18	90649-SC2-003	147	25	91001-ZY3-003	39	43	91309-P8A-A01	31	45	91563-ZV5-000	88	54
	93	18		148	17	91005-PT2-N01	93	22	91316-ZV5-821	121	40	91566-SK7-003	28	32
	95	18	90650-SB2-003	58	26		95	22	91319-PR3-003	31	46	91567-ZV5-000	127	69
90531-ZY3-000	93	18	90650-ZY1-003	104	2	91051-ZY3-003	93	23	91321-PDX-003	31	47		145	67
	95	19		149	10		95	23	91324-PC6-000	35	19	94301-08140	32	17
90545-ZV5-000	117	62		164	2	91053-ZY3-003	91	24	91351-ZY3-C00	83	33	91570-ZV5-000	127	70
90548-ZW5-710	95	19	90651-KV6-003	102	20	91054-ZW1-B31	91	25		93	28	91592-SL0-A51	69	22
90548-ZY3-000	93	19		103	20	91055-ZY3-003	93	24		95	29	91651-ZY3-003	88	55
90549-ZW5-710	95	19	90651-ZV5-000	117	66		95	24	91352-ZV5-000	117	70			
90549-ZY3-000	93	19	90652-ZW1-702	121	36	91056-ZY3-711	95	25	91352-ZW1-702	121	41	92000		
90550-ZV5-821	106	16	90652-ZY3-000	88	49	91057-ZY3-003	93	25	91353-ZW1-703	121	42	92101-05016-4J	128	71
	151	22	90653-ZY3-003	99	4		95	26	91354-ZW1-701	121	43		145	69
90550-ZW5-710	95	19	90654-ZY3-003	99	5	91151-ZV5-000	127	67	91355-ZW1-701	121	44	92101-06055-4J	83	34
90550-ZY3-000	93	19	90655-MB1-921	69	21		145	65	91356-ZW1-701	121	45			
90551-ZW5-710	95	19	90655-ZY3-003	104	3	91151-ZY3-000	93	26	91356-SD4-952	34	26	93000		
90551-ZY3-000	93	19	90659-KG4-000	66	21		95	27	91356-ZY3-003	91	29			
90552-ZV5-000	117	63		68	31	91152-ZY3-003	91	27	91357-ZW1-701	130	12	93500-05010-4J	128	72
90552-ZY3-000	93	19	90672-SA0-003	104	4	91201-ZW5-003	35	17	91358-ZW1-701	121	45		145	70
90553-ZY3-000	93	19	90681-763-A01	103	21	91202-ZW5-003	40	44	91358-ZY3-003	91	30	93500-05016-4J	31	49
90554-ZY3-000	93	19		117	67	91203-ZV5-821	121	37		130	13	93500-05020-4J	31	50
90555-ZY3-000	93	19	90683-SA0-003	66	22	91207-ZW1-013	121	38	91359-ZY3-003	91	31	93500-05065-4J	132	34
90556-ZY3-000	93	19		68	32	91212-P01-003	35	18		130	14		134	34
90557-ZV5-000	127	64		75	10	91212-ZY3-003	31	40		130	14		136	39
	145	62		88	50	91213-RKG-003	44	19	91361-ZW1-701	121	47		138	39
90557-ZY3-000	93	19	90683-ZX2-003	68	33	91214-PNA-014	31	41	91401-ZY3-A00	28	29	93500-06018-4J	34	27
90558-ZY3-000	93	19		103	22	91251-ZW5-003	81	37	91402-ZY3-020	28	30	93500-06025-4J	87	40
90559-ZV5-000	39	38	90684-ZA0-601	110	35	91251-ZY3-C01	83	27	91403-ZY3-000	28	31	93600-06016-0A	35	20
	83	23	90691-ZB7-003	28	27		91	26	91404-ZY3-000	40	49	93901-250J0	128	73
	88	46		65	53	91252-ZZ3-003	83	28	91405-ZY3-000	40	50		145	71
	93	20		101	28		93	27	91451-ZY3-000	88	52	93901-251J0	128	74
	95	20	90701-P8A-A00	44	17		95	28	91475-SB6-000	127	68		145	72
90559-ZY3-000	93	19		35	16	91254-ZY3-003	83	29		145	66	93901-252J0	128	75
90560-ZV5-821	106	17	90701-PW5-000	39	42		91	27	91501-ZZ5-000	103	23		145	73
	151	23		55	26	91255-ZY3-003	81	38	91508-ZY3-000	56	10	93903-254G0	62	25
90560-ZY3-000	93	19	90704-RCA-A00	44	18	91256-ZV5-003	117	69	91540-STK-003	164	3	93903-262J0	128	76
90563-ZV5-000	39	39	90705-PT0-000	81	34	91301-805-000	32	16	91541-S0A-003	31	48		145	74
	83	24	90715-5G0-A00	30	39		58	27		56	11	93905-255J0	128	77
	88	47		31	39	91301-P8A-A00	44	20		81	44		145	75
90601-ZE2-000	37	13	90715-PH7-000	30	39	91301-PLC-000	58	28		99	6	93911-141J0	108	16
90601-ZW5-030	69	18		31	39	91301-ZW4-003	83	30		101	29	93913-141J0	108	17
90601-ZY3-030	34	21		145	63		31			103	24			
	69	19	90741-ZY3-000	55	27	91301-ZY3-003	34	24	91551-ZY3-000	91	32	94000		
90602-921-000	68	28	90751-ZY3-000	81	35	91302-PF0-003	81	39		130	15		132	35
	117	65	90752-ZY3-003	91	22	91302-PNA-003	58	29	91552-ZY3-000	88	53		134	35
90602-SB0-003	120	35		130	11	91302-ZV5-821	121	39	91553-ZV5-010	61	24		136	40
90602-ZW5-030	69	20	90756-ZV5-000	83	25	91303-800-000	40	45		73	5	94001-06080-0S	72	27
90602-ZY3-020	28	24		88	51	91303-P0A-A02	61	23		74	14	94001-06490-0S	128	78
90603-ZV4-000	28	25		91	23	91303-ZY3-000	78	23		75	11		145	76
	39	40	90758-ZW1-B00	83	26	91304-ZY3-000	40	46		101	30	94001-12490-0S	117	72
90603-ZY3-020	34	22		93	21	91305-KT7-003	28	28		103	25	94002-05490-0S	128	79
90604-ZV0-000	28	26												
	66	20												

PART NO. INDEX

Part Number	Page	Ref.	Part Number	Page	Ref.	Part Number	Page	Ref.	Part Number	Page	Ref.	Part Number	Page	Ref.
96000														
96211-07000	93	30												
	95	31												
96211-12000	93	31												
	95	32												
96220-50080	36	25												
98000														
9807B-5617C	73	2												
98200-11000	106	18												
	151	24												
98200-30750	149	11												
98200-41000	101	31												
	105	9												
98200-41500	101	32												
	105	10												
98200-43000	101	33												
	105	11												
99000														
99001-10120	124	9												
99001-14170	124	10												
99003-30000	124	8												
99003-50000	123	3												
99004-16170	124	11												
99006-19000	124	12												
99008-02000	125	13												

PART NAME INDEX

Part name	Page	Ref.	Part name	Page	Ref.	Part name	Page	Ref.
[A]			BEARING B, MAIN UPPER	41	9	BOLT-WASHER, 6X27	100	15
ARMATURE COMP.	118	7	BEARING C, CONNECTING ROD	41	7		102	12
ARM ASSY., FR. INTAKE ROCKER ..	48	4	BEARING C, MAIN LOWER	42	11	BOLT-WASHER, 6X29	39	36
ARM ASSY., INTAKE ROCKER	48	5	BEARING C, MAIN UPPER	41	9	BOLT-WASHER, 8X35	65	46
ARM COMP. A, EX. ROCKER	48	6	BEARING D, CONNECTING ROD	41	7		90	16
ARM COMP. B, EX. ROCKER	48	7	BEARING D, MAIN LOWER	42	11	BOLT-WASHER, 8X60	77	14
ARM COMP., LINK JOINT	126	18	BEARING D, MAIN UPPER	41	9	BOLT KIT, SIDE REMOTE CONTROL ..	153	1
	143	18	BEARING E, CONNECTING ROD	41	7	BOLT, 1/4-28UNF	115	36
ARM COMP., SHIFT LINK	126	14	BEARING E, MAIN LOWER	42	11	BOLT, 3/8-24UNF	115	43
	143	14	BEARING E, MAIN UPPER	42	9	BOLT, CONNECTING ROD	41	5
ARM, FUEL PUMP ROCKER	48	3	BEARING F, MAIN LOWER	42	11	BOLT, COVER LOCK	107	11
ARM, NEUTRAL LOCK	139	5	BEARING F, MAIN UPPER	42	9	BOLT, DRAIN PLUG	37	11
	141	5	BEARING, ANGULAR, 50X90X30.2 ..	93	24		82	14
ARM, SHIFT	79	9		95	24	BOLT, FLANGE, 10X110	77	20
ARM, THROTTLE	79	3	BEARING, FR. GENERATOR	71	3	BOLT, FLANGE, 10X120	39	25
			BEARING, NEEDLE, 20X28X13	39	43	BOLT, FLANGE, 10X20	34	28
[B]			BEARING, NEEDLE, 28X39X30	95	25	BOLT, FLANGE, 10X40	55	24
BAG, TOOL, 200MM	125	13	BEARING, NEEDLE, 32X42X30	93	25	BOLT, FLANGE, 10X43	55	25
BALL, STEEL	76	6		95	26	BOLT, FLANGE, 10X55	32	10
BALL, STEEL, #12	93	31	BEARING, NEEDLE, 32X46X37	91	24	BOLT, FLANGE, 10X70	40	52
	95	32	BEARING, RR. GENERATOR	71	2	BOLT, FLANGE, 10X90	71	21
BALL, STEEL, #7	93	30	BEARING, TAPER ROLLER,	91	25		72	21
	95	31		93	23	BOLT, FLANGE, 12MM	35	14
BAND	65	56	BEARING, TAPER, 50X90X21.5	93	23	BOLT, FLANGE, 12X120	40	53
	118	3		95	22	BOLT, FLANGE, 12X95	30	26
	127	40	BEARING, THRUST	93	22	BOLT, FLANGE, 5X10	59	17
	144	40	BEARING, A.C. GENERATOR	54	16	BOLT, FLANGE, 5X14	56	9
	149	6	BELT, COVER	74	2	BOLT, FLANGE, 6X10	57	22
BAND B1, WIRE	106	1	BELT, TIMING	54	6		66	17
	150	6	BLOCK ASSY., CYLINDER	29	3		68	26
BAND, AIR FLOW	61	9	BLOCK, NEUTRAL LOCK	126	6		75	8
BAND, SELF LOCK	150	13		143	6	BOLT, FLANGE, 6X11	80	24
BAND, TUBE CLIP, 12.5MM	97	10	BLOCK, THROTTLE FRICTION	127	28	BOLT, FLANGE, 6X12	65	50
	98	11		144	28		66	19
			BODY	63	3		68	27
BAND, TUBE CLIP, 20MM	97	9	BOLT-WASHER, 10X109	30	27		80	25
BAND, UNDER CASE GROMMET	109	4	BOLT-WASHER, 10X32	82	13		99	3
BAND, WIRE	113	6		115	38		100	17
	117	76	BOLT-WASHER, 10X47	83	35		102	14
BAND, WIRE HARNESS	101	27	BOLT-WASHER, 10X60	30	28		110	29
	102	20	BOLT-WASHER, 10X80	30	29		115	37
	103	20	BOLT-WASHER, 11X105	30	30	BOLT, FLANGE, 6X14	27	20
	147	25	BOLT-WASHER, 12X163	44	13		30	33
BAND, WIRE, 165MM	148	17	BOLT-WASHER, 12X35	55	23		35	22
	102	20	BOLT-WASHER, 16X49	55	21		54	19
	103	20	BOLT-WASHER, 5X18	59	15		57	21
BASE	139	15		74	12		65	49
	141	15	BOLT-WASHER, 5X30	61	18		66	18
BASE COMP., TIMING BELT	54	10	BOLT-WASHER, 6X121	39	34		74	10
TENSIONER	57	13	BOLT-WASHER, 6X16	81	42		80	22
BASE, L. INJECTOR	57	11		100	22		110	27
BASE, R. INJECTOR	57	11	BOLT-WASHER, 6X25	61	17		30	31
BEARING A, CONNECTING ROD	41	7		88	57		65	48
BEARING A, MAIN LOWER	42	11	BOLT-WASHER, 6X27	73	3		72	23
BEARING A, MAIN UPPER	41	9		74	9			
BEARING B, CONNECTING ROD	41	7		75	7			
BEARING B, MAIN LOWER	42	11						

PART NAME INDEX

Part name	Page	Ref.	Part name	Page	Ref.	Part name	Page	Ref.
BOLT, FLANGE, 6X16	80	23	BOLT, FRICTION	127	29	BOLT, TIMING BELT ADJUSTING		
	90	17		144	29	SPRING	55	20
BOLT, FLANGE, 6X18	30	34	BOLT, HEX.	120	32	BOLT, TIMING BELT COVER	56	7
	35	23	BOLT, HEX., 10X235	115	41	BOLT, TIMING BELT IDLER A	54	14
BOLT, FLANGE, 6X20	74	11	BOLT, HEX., 10X35	87	31	BOSS, FLYWHEEL	35	12
	75	9	BOLT, HEX., 10X47	83	16	BOX ASSY., FUSE	100	7
	105	7	BOLT, HEX., 10X60	39	29	BOX ASSY., JUNCTION	105	1
	107	10	BOLT, HEX., 10X85	39	28	BOX ASSY., REMOTE CONTROL	126	1
	110	30	BOLT, HEX., 12X119	115	46		143	1
	115	34	BOLT, HEX., 12X120	39	26	BOX KIT, REMOTE CONTROL	131	1
BOLT, FLANGE, 6X22	30	35	BOLT, HEX., 12X130	115	46		133	1
	32	8	BOLT, HEX., 12X200	115	39		135	1
	39	30	BOLT, HEX., 12X45	92	13		137	1
	55	22		94	13		139	1
	59	14	BOLT, HEX., 12X50	87	37		141	1
	61	19	BOLT, HEX., 12X65	39	27	BRACKET	106	8
	100	19	BOLT, HEX., 14X180	87	32		150	18
	115	35	BOLT, HEX., 5X16	128	71	BRACKET ASSY.	118	6
BOLT, FLANGE, 6X23	57	19		145	69	BRACKET A, RR. COVER	109	8
BOLT, FLANGE, 6X25	65	47	BOLT, HEX., 6X14	115	42	BRACKET B, HARNESS CLIP	30	20
	32	9	BOLT, HEX., 6X16	37	10	BRACKET B, RR. COVER	109	9
BOLT, FLANGE, 6X32	39	31		80	26	BRACKET C, COUPLER	102	2
	59	16	BOLT, HEX., 6X25	87	35	BRACKET C, HARNESS CLIP	27	16
BOLT, FLANGE, 6X35	27	21	BOLT, HEX., 6X55	83	34	BRACKET, A.C. GENERATOR FUSE ..	75	3
	30	32	BOLT, HEX., 8X28	37	9	BRACKET, BUZZER	147	22
	33	16	BOLT, HEX., 8X35	37	8		148	14
	57	20		110	26	BRACKET, CABLE	109	1
BOLT, FLANGE, 6X37	32	11	BOLT, HEX., 8X60	130	9	BRACKET, CLIP B	27	15
BOLT, FLANGE, 6X40	39	37	BOLT, IDLER	54	13		29	19
BOLT, FLANGE, 6X50	33	19	BOLT, OIL CHECK	82	11	BRACKET, COUPLER A	100	1
BOLT, FLANGE, 6X55	32	14	BOLT, RECESSED	120	29	BRACKET, COUPLER D	54	17
BOLT, FLANGE, 6X60	33	18	BOLT, SEALING, 18MM	35	10	BRACKET, ECU	74	4
	61	20	BOLT, SEALING, 22MM	29	6		75	5
BOLT, FLANGE, 8X100	39	33		30	37	BRACKET, ELECTRIC PARTS	74	7
BOLT, FLANGE, 8X16	44	16	BOLT, SEALING, 6MM	65	45	BRACKET, FR.	77	10
BOLT, FLANGE, 8X18	100	21	BOLT, SOCKET	120	30	BRACKET, FR. COVER	109	5
	102	16		107	12	BRACKET, FUEL TUBE	44	11
BOLT, FLANGE, 8X20	32	7	BOLT, SOCKET, 6X16	107	12	BRACKET, FUSE BOX	100	8
	44	14	BOLT, SOCKET, 6X25	73	3	BRACKET, HARNESS CLIP A	57	17
BOLT, FLANGE, 8X22	110	31	BOLT, SPECIAL ADJUSTER	72	22	BRACKET, HOOK	107	5
BOLT, FLANGE, 8X28	44	15	BOLT, SPECIAL, 6X12	87	38	BRACKET, LINK JOINT	126	19
BOLT, FLANGE, 8X30	36	24	BOLT, SPECIAL, 6X17	87	34		143	19
	39	35		89	58	BRACKET, L. SIDE COVER	109	7
	49	21	BOLT, SPECIAL, 6X22	87	36	BRACKET, L. STERN	115	25
BOLT, FLANGE, 8X32	27	22	BOLT, SPECIAL, 6X220	127	50	BRACKET, NEUTRAL SWITCH	80	19
	28	34		153	2	BRACKET, REMOTE CONTROL		
BOLT, FLANGE, 8X35	65	57		87	39	HOUSING	131	12
	127	49	BOLT, SPECIAL, 6X37	87	39		133	12
	145	50	BOLT, SPECIAL, 8MM	35	13		135	13
BOLT, FLANGE, 8X40	33	20	BOLT, SPECIAL, 8X29	56	8		137	13
	49	22	BOLT, STUD, 10X170	83	18	BRACKET, RR.	77	11
BOLT, FLANGE, 8X45	28	34	BOLT, STUD, 10X45	39	32	BRACKET, R. SIDE COVER	109	6
BOLT, FLANGE, 8X50	30	38	BOLT, STUD, 12X170	83	17	BRACKET, R. STERN	114	24
	59	18	BOLT, STUD, 12X40	82	15		115	24
BOLT, FLANGE, 8X60	33	17	BOLT, STUD, 6X68	71	8	BRACKET, SENSOR CORD	59	8
BOLT, FLANGE, 8X65	61	21	BOLT, STUD, 8X28	57	23	BRACKET, SHIFT LINK	79	16
BOLT, FLANGE, 8X75	30	36	BOLT, STUD, 8X45	57	24	BRACKET, SOLENOID VALVE	27	7
			BOLT, TENSIONER	72	24	BRACKET, TILTING	115	28



PART NAME INDEX

Part name	Page	Ref.	Part name	Page	Ref.	Part name	Page	Ref.
BREAKER ASSY.	118	1	CABLE COMP., REMOTE CONTROL ...	158	1	CLAMP, TUBE	69	20
BRUSH ASSY.	118	2		159	1		114	21
BRUSH SET	76	7	CABLE COMP., THROTTLE	61	13	CLAMP, WIRE, 8MM	66	21
BUFFER, PLATE	66	5	CABLE SET, PANEL INDICATOR	146	2		68	31
	67	8	CAMSHAFT, L.	48	2	CLIP A, HARNESS	99	5
BULB, PRIMER	96	3	CAMSHAFT, R.	48	1	CLIP A, WIRE	27	17
BULB, WEDGE BASE	106	3	CAP COMP., OIL TANK	120	28	CLIP B, HARNESS	104	3
		4	CAP, BOLT	32	13	CLIP D, SPEEDOMETER CABLE	57	18
	150	9	CAP, BOLT, 10MM	32	12	CLIP D, WASHER TUBE	28	32
		10	CAP, GRIP	131	7	CLIP, 10.7MM	120	35
BUSH A, COVER LOCK	109	15		133	7	CLIP, BRAKE PIPE	33	15
BUSH A, THRUST RECEIVE	115	31		135	9		80	21
BUSH B, COVER LOCK	109	16		137	9		104	1
BUSH B, THRUST RECEIVE	115	32	CAP, HANDLE	126	5	CLIP, COUPLER HOLDER	100	9
BUSH COMP., VERTICAL SHAFT ...	85	12		143	5	CLIP, EMERGENCY LOCK	127	43
BUSH, INSULATION	71	4	CAP, L. SIDE COVER	110	24		144	43
		18	CAP, OIL	32	4		147	17
BUSH, LOWER CYLINDER	120	25	CAP, SWITCH	131	8		148	10
BUSH, MOTOR CODE	119	20		133	8	CLIP, HARNESS	28	27
BUSH, SHIFT ARM	79	15	CAP, TIMING BELT TENSIONER	54	8		65	53
BUSH, SWIVEL CASE	114	23	CAP, UNDER COVER	87	24		101	28
	118	12	CAP, WATER JOINT	85	4		110	35
BUSH, TILT ARM	115	27	CARTRIDGE, OIL FILTER	32	3	CLIP, HARNESS BAND	31	48
BUTTON, THROTTLE	131	9	CASE ASSY., GEAR	84	1		56	11
	133	9	CASE ASSY., OIL SEAL	29	2		81	44
	135	10	CASE A, SILENCER	61	10		99	6
	137	10	CASE B, SILENCER	61	11		101	29
	139	8	CASE COMP., MOUNT	39	22		103	24
	141	8	CASE COMP., PUMP	64	27		104	5
BUZZER COMP., WARNING	127	46	CASE KIT, GEAR	82	1		111	36
	144	46	CASE, ELECTRONIC PARTS	75	1		164	3
	147	21	CASE, EXTENSION	85	10	CLIP, INJECTOR	57	2
	148	13	CASE, FLUSH VALVE	38	7	CLIP, PISTON PIN	41	4
			CASE, GEAR	82	4	CLIP, SENSOR HOSE	27	18
[C]			CASE, POWER TILT RELAY	102	11	CLIP, SHIFT WIRE	27	19
CABLE ASSY., A.C. GENERATOR			CASE, SWIVEL	114	20	CLIP, THROTTLE WIRE	44	12
FUSE	100	5	CIRCLIP, EXTERNAL, 15MM	93	29	CLIP, TUBE	28	25
CABLE ASSY., MAIN FUSE	100	4		95	30			26
CABLE ASSY., POWER TILT RELAY	102	7	CIRCLIP, EXTERNAL, 39MM	117	66		38	1
CABLE ASSY., PUSH-PULL	154	1	CIRCLIP, INTERNAL	121	36		39	40
	155	1	CIRCLIP, INTERNAL, 43	88	49			41
	156	1	CLAMP	106	5		66	20
	157	1		129	2		67	2
	158	1		150	12		68	28
	159	1	CLAMPER, SENSOR TUBE	113	12			29
CABLE ASSY., REMOTE CONTROL ..	127	34	CLAMP, CHECK VALVE	69	1			30
	144	34	CLAMP, FUEL TUBE	69	22		69	10
CABLE ASSY., STARTER	100	2	CLAMP, HARNESS	126	9		88	48
	102	3		143	9		117	65
CABLE ASSY., SWITCH PANEL	103	27	CLAMP, HOSE	69	9	CLIP, WIRE	69	21
	146	10	CLAMP, POWER TILT CORD	127	31	CLIP, WIRE HARNESS	68	33
CABLE COMP. A, COVER LOCK	109	12		144	31		99	4
CABLE COMP. B, COVER LOCK	109	13	CLAMP, TUBE	28	24		103	21
CABLE COMP., REMOTE CONTROL ..	154	1		34	21			22
	155	1			22			67
	156	1			23			68
	157	1		69	18			66
					19	CLIP, WIRE HARNESS, 10MM	58	26

PART NAME INDEX

Part name	Page	Ref.	Part name	Page	Ref.	Part name	Page	Ref.
CLIP, WIRE HARNESS, 25MM	66	22	COVER B, TERMINAL	102	5	[D]		
	68	32			6			
	75	10	COVER COMP.	63	4	DAMPER, HOOK	107	6
CLUTCH COMP., OVERRUNNING	88	50	COVER COMP., FUSE	105	2	DOWEL PIN, 10X12	58	30
COCK ASSY., FUEL DRAIN	76	3	COVER COMP., INTAKE MANIFOLD ..	59	5	DOWEL PIN, 13X37	30	39
COIL COMP., PLUG HOLE	67	25	COVER COMP., L. UNDER ENGINE ..	86	21		31	39
COLLAR	73	1	COVER COMP., PUMP	64	29	DOWEL PIN, 14X15	35	16
COLLAR, 6.2X10X25.5	64	26	COVER COMP., R. UNDER ENGINE ..	86	20		39	42
COLLAR, 8.5X14.5	88	53	COVER KIT, REMOTE CONTROL BOX ..	152	1	DOWEL PIN, 16X22	44	18
	65	55			2	DOWEL PIN, 5X8	31	52
COLLAR, C.D.I. UNIT CASE	111	37	COVER, BEARING	71	5	DOWEL PIN, 6X10	31	51
	61	24	COVER, DRAIN PLUG	85	13		44	17
	73	5	COVER, DUAL GRIP	135	8		55	28
	74	14		137	8		62	26
	75	11	COVER, ELECTRIC PARTS	74	1		83	25
	101	30	COVER, ENGINE	163	1		88	51
	103	25	COVER, FLUSH VALVE	38	6		91	23
COLLAR, DISTANCE	91	32	COVER, FR.	107	7	DOWEL PIN, 8X14	32	17
	127	60	COVER, FR. SEPARATE	85	9	DRIVER 3, MINUS SCREW	124	8
		62	COVER, GEAR CASE	82	6	DRIVER, CHECK BOLT	124	8
	130	15	COVER, GRIP	139	4	DRIVER, SCREW	123	2
	153	3		141	4	DUCT, ENGINE COVER	107	9
		4	COVER, IMPELLER	90	4			
COLLAR, DISTANCE, 6X10X43.5 ..	127	70		130	6	[E]		
	145	68	COVER, LOCK ARM	139	6	EMBLEM	122	20
COLLAR, DISTANCE, 6X10.5X25 ..	88	54		141	6	END COVER, RR.	71	17
COLLAR, DISTANCE, 6.5X9X3	107	15	COVER, L. CAMSHAFT THRUST	44	8	END, NIPPLE	113	10
COLLAR, DISTANCE, 6.5X9X5	88	53	COVER, L. CYLINDER HEAD	27	3	E-RING, 10MM	91	33
COLLAR, LINK JOINT	127	69	COVER, L. GRIP	131	5	E-RING, 12MM	81	41
	145	67		135	6	E-RING, 15MM	121	49
COLLAR, LOWER CYLINDER	115	33	COVER, L. LOWER MOUNTING	87	27	E-RING, 3MM	128	80
COLLAR, MOUNTING	103	23	COVER, L. RELIEF VALVE	38	17		145	78
COLLAR, ORIFICE	121	48	COVER, L. WATER JACKET	39	21	E-RING, 4MM	81	40
COLLAR, SET	63	23	COVER, NEUTRAL SWITCH	80	20		128	81
COLLAR, SHIFT SLIDER	79	11	COVER, OIL LEVEL GAUGE	29	14		145	79
COLLAR, SLIDING PLATE	126	16	COVER, OIL PUMP	35	4	E-RING, 6MM	111	38
	143	16	COVER, PLUG MAINTENANCE	86	19		132	36
COLLAR, STEERING ROD	117	71	COVER, PUMP	64	28		134	36
COLLAR, TIMING BELT COVER	56	10			29		136	41
CONTROL UNIT, ELECTRONIC	74	3	COVER, R. CAMSHAFT THRUST	44	7		138	41
	75	4	COVER, R. CYLINDER HEAD	27	1		140	28
CORD ASSY., INDICATOR	103	26	COVER, R. GRIP	133	5		142	28
	146	5		137	6	E-RING, 7MM	128	82
CORD COMP., EMERGENCY	127	42	COVER, R. LOWER MOUNTING	87	26		145	80
	144	42	COVER, R. RELIEF VALVE	38	13	EXTENSION, OIL FILLER	32	5
	147	16	COVER, R. WATER JACKET	38	19			
	148	9	COVER, STARTER TERMINAL	100	3	[F]		
CORD, A.C. GENERATOR	102	8		102	4	FILTER	67	14
CORD, SWITCH	30	21	COVER, THERMOSTAT	33	11	FILTER ASSY., SPOOL VALVE	29	17
COTTER, VALVE	49	20	COVER, UPPER MOUNT	113	18	FILTER B	119	18
COVER ASSY.	139	11	COVER, WATER JACKET	63	12	FLOAT	67	16
	141	11	CRANKCASE COMP.	32	1	FLOAT SET	63	2
COVER ASSY., CRANKCASE UPPER ..	29	1	CRANKSHAFT COMP.	41	8	FLYWHEEL COMP.	35	11
COVER ASSY., ENGINE	107	3	CUP	67	17	FRAME COMP., MOUNTING	113	13
COVER ASSY., FUSE	100	10	CUP SET, WATER SEPARATOR	67	7	FUSE	100	6
	149	8	CUP, FUEL STRAINER	66	12	FUSE A	106	18
COVER ASSY., L. TIMING BELT ..	56	3	CUP, WATER SEPARATOR	66	4		151	24
COVER ASSY., R. TIMING BELT ..	56	2						



PART NAME INDEX

Part name	Page	Ref.	Part name	Page	Ref.	Part name	Page	Ref.
FUSE, BLADE	149	11	GROMMET, SILENCER	61	12	HOSE COMP., FUEL JOINT	57	10
FUSE, BLOCK	105	3	GROMMET, SOLENOID VALVE	27	8	HOSE KIT, RIGGING	129	1
FUSE, MINI	101	31	GROMMET, TIMING BELT COVER	56	1	HOUSING ASSY., L. INNER	131	3
		32	GROMMET, UNDER CASE	61	16		135	3
		33		85	7		137	3
	105	9		118	10		141	2
		10	GROMMET, VAPOR SEPARATOR	64	34	HOUSING ASSY., R. INNER	133	3
		11			35		135	4
[G]			GROMMET, WATER CHECK	87	30		137	4
GASKET B, IMPELLER	90	5	GROMMET, WATER TUBE	37	6		139	2
	130	7	GROMMET, WIRE CORD	107	2	HOUSING COMP., DUAL REMOTE CONTROL BOX	135	14
GASKET COMP., CYLINDER HEAD ..	44	9	GUIDE COMP., ROD	119	17		137	14
GASKET, EAC VALVE	61	5	GUIDE, EX. VALVE	44	3	HOUSING COMP., REMOTE CONTROL BOX	126	10
GASKET, EX. PIPE	37	4	GUIDE, IN. VALVE	44	2			11
GASKET, FR. INJECTOR BASE	57	12	GUIDE, L. EX.	38	5			131
GASKET, INTAKE MANIFOLD	57	15	GUIDE, R. EX.	38	2			133
	59	1						143
	33	5	[H]					143
GASKET, L. EX. MANIFOLD	39	23	HANDLE, REMOTE CONTROL	126	2			11
GASKET, MOUNT CASE	57	14		131	4	HOUSING, IMPELLER	90	2
GASKET, RR. INJECTOR BASE	33	3		133	4		130	4
GASKET, R. EX. MANIFOLD	61	2		135	5	HOUSING, LEAD	131	14
GASKET, THROTTLE BODY	29	13		137	5		133	14
GAUGE COMP., OIL LEVEL	31	53		139	3		135	15
	77	16		141	3		137	15
GEAR ASSY., INTERNAL	78	24	HANGER, ENGINE	143	2	HOUSING, LOWER CENTER MOUNTING	113	17
	76	4		32	2	HOUSING, LOWER MOUNTING	86	16
GEAR ASSY., PLANETARY	94	9		44	1	HOUSING, REMOTE CONTROL BOX	126	12
GEAR COMP., BEVEL	92	8	HARNES ASSY., MAIN	99	1		143	12
GEAR SET	94	8	HARNES ASSY., MAIN WIRE	99	1	HOUSING, UPPER MOUNTING	113	14
	92	9	HARNES ASSY., METER	106	2	HOUSING, WATER PUMP	90	6
GEAR, BEVEL	71	14		149	3			
GENERATOR ASSY., A.C.	123	3		150	7	[I]		
GRIP	126	4	HARNES ASSY., SWITCH PANEL ...	146	9	IDLER B, TIMING BELT	54	15
GRIP, REMOTE CONTROL HANDLE ..	131	6		148	4	IDLER, TIMING BELT	54	12
	133	6	HARNES COMP.	64	41	IMPELLER, PUMP	90	1
	135	7	HEAD COMP., CYLINDER	44	5		130	3
	137	7	HOLDER	63	11	INJECTOR ASSY., FUEL	57	1
	143	4	HOLDER ASSY., BRUSH	71	1	INSULATOR	64	31
GRIP, SCREW DRIVER	123	3	HOLDER COMP., BRUSH	77	9	INSULATOR COMP.	64	30
GROMMET A, UNDER CASE	109	3	HOLDER, BEARING	92	12			
GROMMET, AIR CLEANER CASE	107	1		94	12	[J]		
GROMMET, ELECTRONIC PARTS CASE	73	4	HOLDER, NEUTRAL LOCK	139	14	JOINT ASSY., OIL PIPE	29	12
	75	2		141	14	JOINT A, VACUUM TUBE	59	7
	102	1	HOLDER, OIL FILTER	32	6	JOINT B, WASHER TUBE	113	8
GROMMET, EXTENSION CASE	90	13	HOLDER, PROPELLER SHAFT	92	11	JOINT SET	63	6
GROMMET, GEAR CASE	82	5		94	11	JOINT, DRIVE	119	16
GROMMET, L. IDLE PORT	87	29	HOLDER, ROD	112	3	JOINT, FUEL PIPE	57	8
	89	60	HOLDER, ROD, 6MM	65	51		64	38
GROMMET, POWER TILT SWITCH ...	85	8	HOLDER, SEAL	79	17	JOINT, FUEL RETURN	69	11
GROMMET, RELAY	100	12	HOLDER, SHIFT ROD	90	12	JOINT, FUEL TUBE	96	1
	102	10	HOLDER, STRIKER	109	21			2
GROMMET, RELAY BRACKET	74	8	HOSE A, PRESSURE REGULATOR					98
	75	6	RETURN	69	12	JOINT, WATER HOSE	85	2
	100	13	HOSE B, PRESSURE REGULATOR					
GROMMET, R. IDLE PORT	87	28	RETURN	69	13			
	89	59	HOSE COMP., FUEL	57	9			

PART NAME INDEX

Part name	Page	Ref.	Part name	Page	Ref.	Part name	Page	Ref.
[K]			MARK, RR.	122	3	NUT, HEX., 5MM	136	40
KEY, 4.5X24	55	26			4		138	33
KEY, SPECIAL	55	27	MARK, SIDE STRIPE	122	6			34
KEY, WOODRUFF	91	22	MESH, FUEL FILTER	57	4		145	77
	130	11	METAL COMP., ANODE	82	10		150	20
KIT, CABLE	164	1	METAL KIT, ANODE	113	1	NUT, HEX., 6MM	72	27
KIT, COVER HOOK	108	19	METAL, ANODE	29	4		108	18
					5		127	55
[L]					1		128	78
LABEL, CAUTION OIL	122	14	METER ASSY., TRIM	106	10		140	25
LABEL, FUSE	122	2	METER KIT, HOUR	150	5		142	25
LABEL, FUSE & OIL CAUTION	122	19	METER KIT, TACHO	149	2		145	55
LABEL, WARNING OPERATOR	122	15		150	4	NUT, LOCK, 64MM	90	18
LAMP ASSY., INDICATION	127	44	METER KIT, TRIM	150	1	NUT, PULLEY LOCK	71	7
	144	44	METER KIT, VOLT	150	3	NUT, SELF-LOCK	115	49
	147	19	MOTION COMP., LOST	44	10		116	50
	148	11	MOTOR ASSY., POWER TILT	118	5	NUT, SELF-LOCK, 10MM	83	21
LEVER SET	77	18	MOTOR ASSY., STARTER	76	1		116	51
LEVER, COVER LOCK	109	14	MOUNT COMP., LOWER RUBBER	86	17	NUT, SELF-LOCK, 12MM	83	22
LEVER, HANDLE LOCK	126	3	MOUNT COMP., UPPER RUBBER	113	15	NUT, SELF-LOCK, 14MM	87	42
	143	3	[N]			NUT, SELF-LOCK, 5MM	83	20
LEVER, IDLE	126	22	NIPPLE, GREASE	117	68	NUT, SELF-LOCK, 6MM	83	19
	143	22	NIPPLE, SENSOR	113	11		115	47
LINER, PUMP	90	3	NUT-WASHER, 5MM	72	26	NUT, TAPPET ADJUSTING	49	23
	130	5	NUT-WASHER, 6MM	101	25		24	24
LINER, SWIVEL CASE	114	22		102	18	NUT, WATER MOUTH	85	1
LOCK ASSY., FR.	109	22	NUT-WASHER, 8MM	100	24	[O]		
LOCK COMP., SIDE	110	23		102	17	OIL SEAL	121	37
[M]			NUT, CASTLE, 18MM	92	14	OIL SEAL, 14X26X6	81	37
MANIFOLD COMP., INTAKE	59	3		94	14	OIL SEAL, 31X46X7	35	18
MANIFOLD COMP., L. EX.	33	4	NUT, FLANGE CAP, 10MM	32	15	OIL SEAL, 39X53X8	44	19
MANIFOLD COMP., R. EX.	33	2	NUT, FLANGE, 10MM	116	51	OIL SEAL, 39.5X52X6	117	69
MARK	122	12	NUT, FLANGE, 12MM	115	48	OIL SEAL, 41X66X8	31	40
MARK, CAUTION	122	13	NUT, FLANGE, 5MM	146	4	OIL SEAL, 46X60X9	35	17
MARK, COUNTER ROTATION	122	18		148	2	OIL SEAL, 80X98X10	31	41
MARK, EMBLEM	122	1	NUT, FLANGE, 8MM	57	25	ORIFICE ASSY., OIL CONTROL	29	10
MARK, FAST IDLE	127	48		59	19	O-RING	59	13
	145	49	NUT, HEX., 12MM	72	25		61	23
MARK, FLUSH MOUNT	139	19	NUT, HEX., 16MM	87	41		63	13
	141	19		127	54			14
MARK, FOUR STROKE	122	10		145	54			15
MARK, FR. EMBLEM	122	7		147	24			16
		8	NUT, HEX., 18MM	148	16			17
		9		91	19			18
MARK, FUSE	149	9	NUT, HEX., 20MM	80	27			19
MARK, HANDLE FLUSH MOUNT	139	18	NUT, HEX., 4MM	106	15		66	15
	141	18		151	21		67	21
MARK, HONDA	122	11	NUT, HEX., 5MM	106	14			22
MARK, REMOTE CONTROL	132	21		128	79			24
	134	21		132	29			24
	136	24			35		74	6
	138	24			29		83	32
					35		91	28
					136		121	45
					34	O-RING SET, 3.5X31.7		

PART NAME INDEX

Part name	Page	Ref.	Part name	Page	Ref.	Part name	Page	Ref.
0-RING, 110X3.1	83	33	PACKING, INTAKE MANIFOLD UP COVER	59	6	PLATE, CABLE CLAMP	131	11
	93	28		29	9		133	11
	95	29	PACKING, OIL HOLE	29	15		135	12
0-RING, 13X1.5	31	46	PACKING, OIL LEVEL GAUGE	29	15	PLATE, DWELL	137	12
0-RING, 15.54X2.26	117	70	PACKING, OIL PAN	37	2		131	15
0-RING, 16MM	40	45	PACKING, OIL PUMP BODY	35	2		133	15
0-RING, 16.3X3.5	31	45	PACKING, RELIEF VALVE	38	15		135	16
0-RING, 18.3X3.5	31	43	PACKING, RELIEF VALVE COVER ...	38	14		137	16
0-RING, 1.8X69.6	121	39	PACKING, SINGLE	131	18		139	10
0-RING, 1.8X7.7	121	41		133	18	PLATE, HANDLE	141	10
0-RING, 1.9X11	121	42	PACKING, THROTTLE BODY	59	2		131	10
0-RING, 20.6X2.6	35	19	PACKING, WATER JACKET COVER ...	38	20		133	10
0-RING, 23.5X2	40	48	PANEL ASSY., INDICATOR	147	18		135	11
0-RING, 25X2.4	31	47	PANEL ASSY., SWITCH	146	6		137	11
0-RING, 26X2.7	32	16	PANEL KIT, SWITCH	146	1	PLATE, INTAKE MANIFOLD CENTER-	59	4
0-RING, 26.2X2.4	31	44		148	1	PLATE, LEVER SETTING	126	8
0-RING, 26.9X2.4	81	39	PANEL, CONTROL	146	7		143	8
0-RING, 2.0X70.5	121	38		148	3	PLATE, LOCK	79	13
0-RING, 31.5X2.4	34	26	PAN, OIL	37	1	PLATE, L. TIMING BELT COVER...	56	4
0-RING, 33.5X2	40	47	PIN B, DOWEL, 10X16	35	21	PLATE, REMOTE CONTROL	127	47
0-RING, 37X2.4	28	28		40	51		145	48
0-RING, 3.5X35.7	121	43	PIN B, DOWEL, 6X10	44	21	PLATE, REMOTE CONTROL CABLE...	79	2
0-RING, 3.5X38.7	121	40	PIN, 6X6	127	66	PLATE, RUBBER SETTING	82	2
0-RING, 3.5X41.7	121	44		145	64	PLATE, R. TIMING BELT COVER...	56	5
0-RING, 48.5X2.4	44	20	PIN, LINK	81	35	PLATE, SHIFT	92	7
0-RING, 49.4X3.1	40	46	PIN, LOCK, 6MM	127	65		94	7
0-RING, 59.4X3.1	78	23		145	63	PLATE, SPRING SETTING	126	23
0-RING, 66.4X3.1	34	24	PIN, PISTON	41	3		144	23
0-RING, 69.1X2.4	91	31	PIN, SHIFTER, 8X50	92	2	PLATE, STARTER CABLE	109	2
	130	14		94	2	PLATE, TIMING BELT GUIDE	54	2
0-RING, 6.9X1.45	83	30	PIN, SNAP, 6MM	81	34	PLATE, WATER TUBE	37	7
		31	PIN, SPLIT, 4.0	83	26	PLATE, WINKER BUZZER	127	45
0-RING, 7.45X3.61	58	29		93	21		144	45
0-RING, 7.47X3.6	58	28	PIN, SPRING, 3X20	95	21		147	20
0-RING, 7.8X1.9	58	27		117	73		148	12
	65	54	PIN, UPPER CYLINDER	120	26	PLIERS, 135	123	5
0-RING, 8.8X2.4	29	11	PIN, VERTICAL SHAFT	54	18	PLUG, BLIND, 20MM	107	2
0-RING, 9.5X1.9	31	42	PIPE COMP., L. EX.	37	5	PLUG, FUEL TUBE	112	2
	34	25	PIPE COMP., L. FUEL	57	5	PLUG, HOLE, 5MM	88	55
0-RING, PRESSURE REGULATOR ...	57	7	PIPE COMP., R. EX.	37	3	PLUG, INNER CONNECTOR	127	35
0-RING, TIMING BELT TENSIONER BASE	54	11	PIPE, FUEL	69	6		144	35
0-RING, WATER PUMP	91	29	PIPE, HARNESS GUIDE	127	32		146	11
	130	12		144	32		148	5
0-RING, WATER PUMP HOUSING ...	91	30	PIPE, R. FUEL	57	3		149	4
	130	13	PISTON	41	2	PLUG, OUTER CONNECTOR	127	36
			PISTON COMP., FREE	120	22		144	36
[P]			PIVOT, SHIFT	79	12		146	12
				126	17		148	6
PACKING	77	17		143	17		149	5
	106	7	PLATE	63	10	PLUG, SPARK	73	2
		11		64	44	PROPELLER COMP., THREE BLADES-	93	32
		47		66	16		95	33
		16		67	23		161	1
		17	PLATE COMP., SLIDING	126	15		162	1
PACKING, DUAL	135	19		143	15	PULLER, MINI FUSE	105	4
	137	19	PLATE SET, TRANSOM	160	2		123	1
PACKING, FLASH VALVE	38	16	PLATE SET, TRIM ADJUST	160	1	PULLEY	71	6
PACKING, HEAD COVER	27	2						

PART NAME INDEX

Part name	Page	Ref.	Part name	Page	Ref.	Part name	Page	Ref.
PULLEY COMP., L. TIMING BELT DRIVEN	54	5	RUBBER, OIL PUMP	35	3	SCREW, PAN, 5X30	140	22
PULLEY COMP., R. TIMING BELT DRIVEN	54	4	RUBBER, RING	34	30	SCREW, PAN, 5X40	142	22
PULLEY, CRANKSHAFT	54	3	RUBBER, SEAL SILENCER	61	7		132	28
PULLEY, TIMING BELT DRIVE	54	1	RUBBER, STOPPER	109	10		134	28
PUMP ASSY.	119	14	RUBBER, TANK CUSHION	74	13		136	31
PUMP ASSY., FUEL	27	9	RUBBER, UPPER MOUNT STOPPER ...	113	16		138	31
PUMP ASSY., OIL	35	1	[S]			SCREW, PAN, 5X55	147	23
PUMP KIT, IMPELLER	130	1	SCREEN COMP., FUEL STRAINER ...	64	39		148	15
			SCREEN, L. WATER	82	8	SCREW, PAN, 5X65	136	32
PUMP UNIT SET A, FUEL	63	7	SCREEN, R. WATER	82	7		132	34
PUMP UNIT SET B, FUEL	63	9	SCREW	71	9		134	34
PUMP UNIT, FUEL	63	7					136	39
	64	37	SCREW-WASHER	63	10		138	39
[R]				71	11	SCREW, PAN, 5X8	78	22
RECEIVER, THRUST	115	30	SCREW-WASHER, 3X22	150	19	SCREW, PAN, 6X10	127	51
RECTIFIER ASSY.	71	19	SCREW-WASHER, 3X7	100	20		145	51
REGULATOR ASSY.	71	20	SCREW-WASHER, 5X12	100	23	SCREW, PAN, 6X18	34	27
REGULATOR ASSY., PRESSURE	57	6	SCREW-WASHER, 5X15	105	8		132	27
RELAY ASSY., FUEL PUMP	105	5	SCREW-WASHER, 5X15	105	8		134	27
RELAY ASSY., MAIN	100	14	SCREW-WASHER, 6X40	87	40		136	30
RELAY ASSY., POWER	105	6	SCREW SET	61	1		138	30
RELAY ASSY., POWER TILT	100	11	SCREW SET, DRAIN	63	5	SCREW, PAN, 6X22	77	21
	102	9		67	1	SCREW, PAN, 6X25	87	40
RETAINER, SPRING	42	13	SCREW, 6X95	127	53	SCREW, PAN, 6X35	140	23
RETAINER, VALVE SPRING	48	18		145	53		142	23
	49	18	SCREW, FLAT, 5X12	127	52	SCREW, PAN, 6X8	115	44
RING	64	32		145	52		117	77
RING SET, PISTON	41	1	SCREW, FLAT, 5X55	82	12	SCREW, RIVET, 5X10	120	33
RING, BACK UP	119	19	SCREW, FLAT, 6X16	35	20		115	45
RING, CROSS PIN	92	3	SCREW, PAN	63	21	SCREW, SPECIAL, 6X35	87	33
	94	3	SCREW, PAN, 4X10	132	26	SCREW, TAPPET ADJUSTING	48	14
RING, INNER	81	36		134	26		15	15
RING, STOPPER	79	7	SCREW, PAN, 5X10	136	29	SCREW, TAPPING	129	3
RING, WATER TUBE SEAL	90	8		138	29	SCREW, TAPPING, 4X10	108	16
	130	8		128	72		17	17
ROD COMP. A, SHIFT	90	11	SCREW, PAN, 5X12	66	11	SCREW, TAPPING, 5X10	128	74
ROD COMP., CONNECTING	41	6		132	23		145	72
ROD COMP., PISTON	119	15	SCREW, PAN, 5X16	31	49	SCREW, TAPPING, 5X12	128	75
	120	21		67	15		145	73
ROD COMP., SHIFT	90	9	SCREW, PAN, 5X18	132	25	SCREW, TAPPING, 5X20	62	25
ROD KIT, STEERING	113	3		134	23	SCREW, TAPPING, 5X25	128	77
ROD, LINK	79	10	SCREW, PAN, 5X20	31	50		145	75
ROLLER, 3X13.8	93	26		134	22	SCREW, TAPPING, 5X8	128	73
	95	27		136	25		145	71
ROLLER, 5X8	36	25		138	25	SCREW, TAPPING, 6X16	128	76
ROLLER, CLICK	127	67		138	25		145	74
	145	65	SCREW, PAN, 5X18	139	20	SCREW, TAPPING, 6X30	140	24
ROTOR ASSY.	71	15		141	20		142	24
ROTOR COMP.	76	2		132	25	SCREW, TRUSS, 4X12	139	21
ROTOR, OIL PUMP INNER	35	5		134	25		141	21
ROTOR, OIL PUMP OUTER	35	6		136	28	SCREW, WASHER	63	22
RUBBER C, STAND STOPPER	88	56	SCREW, PAN, 5X20	31	50	SCREW, WAVE WASHER	71	12
RUBBER, DRAIN PLUG	85	11		138	28		13	13
RUBBER, FR. CARRIER CUSHION ..	109	11		132	24	SEAL A, COVER UNDER	86	22
RUBBER, MOUNT CASE SEAL	39	24		134	24	SEAL A, VALVE STEM	44	4
				136	27	SEAL B, COVER UNDER	86	23
				138	27		87	23



PART NAME INDEX

Part name	Page	Ref.	Part name	Page	Ref.	Part name	Page	Ref.
SEAL B, EX. GUIDE	38	4	SHIM A, THRUST	93	19	SPANNER, 14X17	124	10
SEAL B, VALVE STEM	44	6	SHIM B, BEVEL	95	19	SPANNER, 8MM	123	4
SEAL C, UNDER COVER	87	25	SHIM B, BEVEL	93	18	SPEEDOMETER KIT	149	1
SEAL D, UNDER COVER	110	25	SHIM B, GEAR	95	18	SPRING COMP., CLICK	150	2
SEAL, ENGINE COVER	107	4	SHIM B, THRUST	91	21	SPRING COMP., TIMING BELT	79	5
SEAL, EXHAUST GUIDE	38	3	SHIM B, THRUST	93	19	ADJUSTING	113	4
SEAL, L. IDOL PORT	86	15	SHIM C, BEVEL	95	19	SPRING, ACCELERATOR WHEEL	54	9
SEAL, R. IDOL PORT	86	14	SHIM C, BEVEL	93	18	SPRING, AIR FLOW TUBE	126	21
SEAL, SPARK PLUG TUBE	27	4	SHIM C, GEAR	95	18	SPRING, CHOKE RETURN	143	21
SEAL, UPPER MOUNT COVER	113	19	SHIM C, THRUST	91	21	SPRING, CLICK ASSIST	61	8
SEAL, WATER	81	38	SHIM C, THRUST	93	19	SPRING, COVER LOCK HOOK	127	25
SEAL, WATER, 12X21X6	121	46	SHIM D, BEVEL	95	19	SPRING, EX. VALVE	144	25
SEAL, WATER, 22X35X7	83	29	SHIM D, BEVEL	93	18	SPRING, FLUSH VALVE	79	6
SEAL, WATER, 26X42X7	91	27	SHIM D, GEAR	95	18	SPRING, IN. VALVE	113	5
SEAL, WATER, 30X45X7	40	44	SHIM D, THRUST	91	21	SPRING, LOCK ADJUSTER	109	17
SEAT, SPRING	83	28	SHIM E, THRUST	93	19	SPRING, LOCK LEVER RETURN	48	17
SEAT, VALVE SPRING	93	27	SHIM F, THRUST	93	19	SPRING, MOTOR	38	8
SEAT, WATER MOUTH	95	28	SHIM G, THRUST	93	19	SPRING, NEUTRAL LOCK ARM	48	16
SENSOR ASSY., AIR TEMP	42	14	SHIM H, THRUST	93	19	SPRING, RELIEF VALVE	107	8
SENSOR ASSY., CRANK	49	19	SHIM I, THRUST	93	19	SPRING, REMOTE CONTROL HANDLE	109	18
SENSOR ASSY., MAP	85	3	SHIM J, THRUST	93	19	SPRING, ROCKER ARM	118	9
SENSOR ASSY., TRIM ANGLE	61	14	SHIM K, THRUST	93	19	SPRING, SET	139	7
SENSOR ASSY., WATER	60	25	SHIM L, THRUST	93	19	SPRING, SHIFT	141	7
TEMPERATURE	59	12	SHIM M, THRUST	93	19	SPRING, SHIFT CLICK	35	9
SENSOR COMP., KNOCK	74	5	SLIDER COMP., SHIFT	92	4	SPRING, SHIF ROD	38	11
SENSOR COMP., TDC1-TDC2	113	7	SLIDER, SHIFT	94	4	SPRING, SUPPORT	126	7
SENSOR, OXYGEN	30	24	SLINGER, OIL	94	5	STAY, A.C. GENERATOR	143	7
SEPARATOR ASSY., VAPOR	33	14	SLIDER, SHIFT	94	5	STAY, FUEL PIPE A	48	10
SEPARATOR ASSY., WATER	29	18	SLINGER, OIL	90	15	STAY, FUEL PIPE B	64	40
SEPARATOR, EXTENSION	56	6	SLIDER, SHIFT	94	5	STAY, FUEL STRAINER	92	6
SHAFT ASSY., CLUTCH	33	13	SLIDER, SHIFT	94	5	STAY, PLATE	94	6
SHAFT ASSY., GEAR	64	33	SLIDER, SHIFT	94	5	STAY, POWER TILT SWITCH	127	24
SHAFT COMP., EX. ROCKER ARM	66	3	SLIDER, SHIFT	94	5	STAY, VACUUM TANK	144	24
SHAFT COMP., FR. INTAKE ROCKER	67	6	SLIDER, SHIFT	94	5	STAY, WATER SEPARATOR	90	10
ARM	67	6	SLIDER, SHIFT	94	5	STAY, WATER SEPARATOR	43	15
SHAFT COMP., INTAKE ROCKER	82	3	SLIDER, SHIFT	94	5	STOPPER SET, SLEEVE	67	3
SHAFT COMP., SHIFT	77	13	SLIDER, SHIFT	94	5	STOPPER, LOWER MOUNT	71	16
SHAFT, COVER OPEN	77	15	SLIDER, SHIFT	94	5	STOPPER, TILT	66	1
SHAFT, FR. LOCK	48	9	SLIDER, SHIFT	94	5	STOPPER, TILT	67	4
SHAFT, PROPELLER	48	9	SLIDER, SHIFT	94	5	STOPPER, TILT	66	2
SHAFT, THROTTLE BUTTON	48	9	SLIDER, SHIFT	94	5	STOPPER, TILT	67	5
SHAFT, TILTING	48	8	SLIDER, SHIFT	94	5	STOPPER, TILT	66	13
SHAFT, VERTICAL	48	8	SLIDER, SHIFT	94	5	STOPPER, TILT	67	18
SHIFTER, CLUTCH	79	8	SLIDER, SHIFT	94	5	STOPPER, TILT	63	8
SHIM A, BEVEL	14	14	SLIDER, SHIFT	94	5	STOPPER, TILT	64	36
SHIM A, GEAR	109	19	SLIDER, SHIFT	94	5	STOPPER, TILT	85	6
SHIM A, THRUST	109	20	SLIDER, SHIFT	94	5	STOPPER, TILT	64	43
SHIM B, BEVEL	92	10	SLIDER, SHIFT	94	5	STOPPER, TILT	66	6
SHIM B, GEAR	94	10	SLIDER, SHIFT	94	5	STOPPER, TILT	67	9
SHIM B, THRUST	139	9	SLIDER, SHIFT	94	5	STOPPER, TILT	67	6
SHIM C, BEVEL	141	9	SLIDER, SHIFT	94	5	STOPPER, TILT	76	8
SHIM C, GEAR	115	26	SLIDER, SHIFT	94	5	STOPPER, TILT	77	8
SHIM C, THRUST	90	14	SLIDER, SHIFT	94	5	STOPPER, TILT	86	18
SHIM D, BEVEL	92	1	SLIDER, SHIFT	94	5	STOPPER, TILT	115	29
SHIM D, GEAR	94	1	SLIDER, SHIFT	94	5	STOPPER, TILT	67	13
SHIM D, THRUST	93	18	SLIDER, SHIFT	94	5	STOPPER, TILT	66	9
SHIM E, THRUST	95	18	SLIDER, SHIFT	94	5	STOPPER, TILT	35	7
SHIM F, THRUST	93	19	SLIDER, SHIFT	94	5	STOPPER, TILT	66	10
SHIM G, THRUST	93	19	SLIDER, SHIFT	94	5	STOPPER, TILT	69	7
SHIM H, THRUST	93	19	SLIDER, SHIFT	94	5	STOPPER, TILT	69	7
SHIM I, THRUST	93	19	SLIDER, SHIFT	94	5	STOPPER, TILT	69	7
SHIM J, THRUST	93	19	SLIDER, SHIFT	94	5	STOPPER, TILT	69	7
SHIM K, THRUST	93	19	SLIDER, SHIFT	94	5	STOPPER, TILT	69	7
SHIM L, THRUST	93	19	SLIDER, SHIFT	94	5	STOPPER, TILT	69	7
SHIM M, THRUST	93	19	SLIDER, SHIFT	94	5	STOPPER, TILT	69	7
SLIDER COMP., SHIFT	92	4	SLIDER, SHIFT	94	5	STOPPER, TILT	69	7
SLIDER, SHIFT	94	4	SLIDER, SHIFT	94	5	STOPPER, TILT	69	7
SLINGER, OIL	94	5	SLIDER, SHIFT	94	5	STOPPER, TILT	69	7
SOCKET COMP.	90	15	SLIDER, SHIFT	94	5	STOPPER, TILT	69	7
SOCKET COMP.	106	9	SLIDER, SHIFT	94	5	STOPPER, TILT	69	7
SOCKET COMP.	13	13	SLIDER, SHIFT	94	5	STOPPER, TILT	69	7
SOCKET COMP.	150	14	SLIDER, SHIFT	94	5	STOPPER, TILT	69	7
SOCKET COMP.	15	15	SLIDER, SHIFT	94	5	STOPPER, TILT	69	7
SOCKET COMP.	131	2	SLIDER, SHIFT	94	5	STOPPER, TILT	69	7
SOCKET COMP.	133	2	SLIDER, SHIFT	94	5	STOPPER, TILT	69	7
SOCKET COMP.	135	2	SLIDER, SHIFT	94	5	STOPPER, TILT	69	7
SOCKET COMP.	137	2	SLIDER, SHIFT	94	5	STOPPER, TILT	69	7
SOCKET COMP.	127	33	SLIDER, SHIFT	94	5	STOPPER, TILT	69	7
SOCKET COMP.	131	17	SLIDER, SHIFT	94	5	STOPPER, TILT	69	7
SOCKET COMP.	133	17	SLIDER, SHIFT	94	5	STOPPER, TILT	69	7
SOCKET COMP.	135	18	SLIDER, SHIFT	94	5	STOPPER, TILT	69	7
SOCKET COMP.	137	18	SLIDER, SHIFT	94	5	STOPPER, TILT	69	7
SOCKET COMP.	127	33	SLIDER, SHIFT	94	5	STOPPER, TILT	69	7
SOCKET COMP.	131	17	SLIDER, SHIFT	94	5	STOPPER, TILT	69	7
SOCKET COMP.	133	17	SLIDER, SHIFT	94	5	STOPPER, TILT	69	7
SOCKET COMP.	135	18	SLIDER, SHIFT	94	5	STOPPER, TILT	69	7
SOCKET COMP.	137	18	SLIDER, SHIFT	94	5	STOPPER, TILT	69	7
SOCKET COMP.	139	13	SLIDER, SHIFT	94	5	STOPPER, TILT	69	7
SOCKET COMP.	141	13	SLIDER, SHIFT	94	5	STOPPER, TILT	69	7
SOCKET COMP.	144	33	SLIDER, SHIFT	94	5	STOPPER, TILT	69	7
SOCKET COMP.	127	27	SLIDER, SHIFT	94	5	STOPPER, TILT	69	7
SOCKET COMP.	144	27	SLIDER, SHIFT	94	5	STOPPER, TILT	69	7
SOCKET COMP.	57	16	SLIDER, SHIFT	94	5	STOPPER, TILT	69	7
SOCKET COMP.	38	18	SLIDER, SHIFT	94	5	STOPPER, TILT	69	7
SOCKET COMP.	127	30	SLIDER, SHIFT	94	5	STOPPER, TILT	69	7
SOCKET COMP.	144	30	SLIDER, SHIFT	94	5	STOPPER, TILT	69	7
SOCKET COMP.	127	26	SLIDER, SHIFT	94	5	STOPPER, TILT	69	7
SOCKET COMP.	144	26	SLIDER, SHIFT	94	5	STOPPER, TILT	69	7
SOCKET COMP.	38	12	SLIDER, SHIFT	94	5	STOPPER, TILT	69	7
SOCKET COMP.	33	12	SLIDER, SHIFT	94	5	STOPPER, TILT	69	7
SOCKET COMP.	61	4	SLIDER, SHIFT	94	5	STOPPER, TILT	69	7
SOCKET COMP.	124	9	SLIDER, SHIFT	94	5	STOPPER, TILT	69	7
SOCKET COMP.	131	2	SLIDER, SHIFT	94	5	STOPPER, TILT	69	7
SOCKET COMP.	133	2	SLIDER, SHIFT	94	5	STOPPER, TILT	69	7
SOCKET COMP.	135	2	SLIDER, SHIFT	94	5	STOPPER, TILT	69	7
SOCKET COMP.	137	2	SLIDER, SHIFT	94	5	STOPPER, TILT	69	7
SOCKET COMP.	127	33	SLIDER, SHIFT	94	5	STOPPER, TILT	69	7
SOCKET COMP.	131	17	SLIDER, SHIFT	94	5	STOPPER, TILT	69	7
SOCKET COMP.	133	17	SLIDER, SHIFT	94	5	STOPPER, TILT	69	7
SOCKET COMP.	135	18	SLIDER, SHIFT	94	5	STOPPER, TILT	69	7
SOCKET COMP.	137	18	SLIDER, SHIFT	94	5	STOPPER, TILT	69	7
SOCKET COMP.	139	13	SLIDER, SHIFT	94	5	STOPPER, TILT	69	7
SOCKET COMP.	141	13	SLIDER, SHIFT	94	5	STOPPER, TILT	69	7
SOCKET COMP.	144	33	SLIDER, SHIFT	94	5	STOPPER, TILT	69	7
SOCKET COMP.	127	27	SLIDER, SHIFT	94	5	STOPPER, TILT	69	7
SOCKET COMP.	144	27	SLIDER, SHIFT	94	5	STOPPER, TILT	69	7
SOCKET COMP.	57	16	SLIDER, SHIFT	94	5	STOPPER, TILT	69	7
SOCKET COMP.	38	18	SLIDER, SHIFT	94	5	STOPPER, TILT	69	7
SOCKET COMP.	127	30	SLIDER, SHIFT	94	5	STOPPER, TILT	69	7
SOCKET COMP.	144	30	SLIDER, SHIFT	94	5	STOPPER, TILT	69	7
SOCKET COMP.	127	26	SLIDER, SHIFT	94	5	STOPPER, TILT	69	7
SOCKET COMP.	144	26	SLIDER, SHIFT	94	5	STOPPER, TILT	69	7
SOCKET COMP.	38	12	SLIDER, SHIFT	94	5	STOPPER, TILT	69	7
SOCKET COMP.	33	12	SLIDER, SHIFT	94	5	STOPPER, TILT	69	7
SOCKET COMP.	61	4	SLIDER, SHIFT	94	5	STOPPER, TILT	69	7
SOCKET COMP.	124	9	SLIDER, SHIFT	94	5	STOPPER, TILT	69	7
SOCKET COMP.	131	2	SLIDER, SHIFT	94	5	STOPPER, TILT	69	7
SOCKET COMP.	133	2	SLIDER, SHIFT	94	5	STOPPER, TILT	69	7
SOCKET COMP.	135	2	SLIDER, SHIFT	94	5	STOPPER, TILT	69	7
SOCKET COMP.	137	2	SLIDER, SHIFT	94	5	STOPPER, TILT	69	7
SOCKET COMP.	127	33	SLIDER, SHIFT	94	5	STOPPER, TILT	69	7
SOCKET COMP.	131	17	SLIDER, SHIFT	94	5	STOPPER, TILT	69	7
SOCKET COMP.	133	17	SLIDER, SHIFT	94	5	STOPPER, TILT	69	7
SOCKET COMP.	135	18	SLIDER, SHIFT	94	5	STOPPER, TILT	69	7
SOCKET COMP.	137	18	SLIDER, SHIFT	94	5	STOPPER, TILT	69	7
SOCKET COMP.	139	13	SLIDER, SHIFT	94	5	STOPPER, TILT	69	7
SOCKET COMP.	141							

PART NAME INDEX

Part name	Page	Ref.	Part name	Page	Ref.	Part name	Page	Ref.
STRAP, CABLE, 118MM	104	4	TIE, CABLE	127	37	[V]		
SUB HARNESS ASSY., POWER				144	37	VALVE ASSY., AIR BYPASS	59	10
TRIM-TILT	131	19		147	13	VALVE ASSY., EAC	61	15
	133	19		149	10	VALVE ASSY., SOLENOID	27	6
	136	20		164	2	VALVE ASSY., SPOOL	29	16
		21	T-JOINT	27	14	VALVE COMP., IN.	96	4
	138	20		69	16	VALVE COMP., MANUAL	120	23
		21	TRAP, FLAME	61	6	VALVE COMP., OUTLET	96	5
	139	16	TRIM-TILT ASSY., POWER	118	13		97	5
	141	16		119	13	VALVE COMP., RESERVOIR	120	24
SUSPENSION, COUPLER	99	2	TUBE ASSY., FUEL	97	6	VALVE SET, FLOAT	63	1
SUSPENSION, STRAINER	66	14	TUBE ASSY., FUEL TANK	97	6	VALVE, CHECK	59	9
	67	19	TUBE A, AIR VENT	69	3		69	17
		20	TUBE B, AIR VENT	69	4	VALVE, EX.	48	13
	69	8	TUBE B, BREATHER	28	30	VALVE, FLASH	38	10
SWITCH ASSY., COMBINATION ----	127	38	TUBE COMP. A, BREATHER	28	29	VALVE, IN.	48	12
	144	38	TUBE COMP. A, FUEL	112	4	VALVE, RELIEF	35	8
	147	14	TUBE COMP. B, FUEL	67	10		38	9
	148	7	TUBE COMP. C, FUEL	28	33	[W]		
SWITCH ASSY., EMERGENCY STOP -	127	41	TUBE COMP. D, FUEL	67	11	WASHER	81	31
	144	41	TUBE COMP. E, FUEL	67	12	WASHER B, THRUST, 14MM	80	29
	147	15	TUBE COMP. G, FUEL	27	12		81	29
	148	8	TUBE COMP., AIR VENT	69	5	WASHER KIT, THRUST	43	16
SWITCH ASSY., MAGNET	77	12	TUBE COMP., FUEL	66	7	WASHER, 10MM	117	61
SWITCH ASSY., NEUTRAL	79	18				WASHER, 25MM	117	59
	80	18		112	1	WASHER, 28MM	127	64
	81	43	TUBE C, BREATHER	28	31		145	62
SWITCH ASSY., OIL PRESSURE ---	30	22	TUBE D, FUEL	27	10	WASHER, 30MM	87	43
		23	TUBE E, FUEL	27	11	WASHER, 6MM	87	45
		5	TUBE F, FUEL	27	13		127	61
SWITCH ASSY., POWER TILT ----	85	5	TUBE KIT, SPEED SENSOR	113	2	WASHER, 7/8INCH	117	58
SWITCH ASSY., POWER TRIM-TILT	127	39	TUBE, 5X200	117	74	WASHER, 8MM	130	10
	132	20	TUBE, 5X950	117	75	WASHER, AIR CLEANER COVER		
	134	20	TUBE, CHECK VALVE	69	2	SETTING	79	1
	136	22	TUBE, FLUSH VALVE	40	50	WASHER, CONICAL SPRING	59	11
		23	TUBE, FUEL LONG	97	7	WASHER, DRAIN PLUG, 12MM	37	13
	138	22	TUBE, FUEL SHORT	97	8	WASHER, LOCK, 5MM	132	30
		23	TUBE, FUEL, 3.5X130	59	21		134	30
	139	17	TUBE, FUEL, 3.5X130	59	20	WASHER, LOCK, 6MM	136	35
	141	17	TUBE, FUEL, 3.5X40	59	20		138	35
	144	39	TUBE, FUEL, 3.5X50	58	31	WASHER, PIVOT	79	4
SWITCH KIT, LIGHT	146	3	TUBE, FUEL, 3.5X540	60	22	WASHER, PLAIN	64	24
			TUBE, FUEL, 3.5X55	70	23		25	
[T]			TUBE, FUEL, 3.5X590	60	23	WASHER, PLAIN, 10MM	39	39
TAB, TRIM	82	9	TUBE, FUEL, 3.5X600	60	24		83	24
TACHOMETER ASSY.	106	6	TUBE, FUEL, 7.3X500	97	8		88	47
TANK COMP., VACUUM	64	42	TUBE, L. WATER RETURN	33	9		110	32
TANK, OIL	120	27	TUBE, OIL	27	5		117	62
TENSIONER COMP., TIMING BELT -	54	7	TUBE, R. WATER RETURN	33	6			
TERMINAL, CABLE	131	16	TUBE, SPEED METER	150	11			
	133	16	TUBE, SPIRAL	118	4			
	135	17	TUBE, VINYL, 3.5X6.5X350	68	34			
	137	17	TUBE, VINYL, 3.5X6.5X600	70	24			
	139	12	TUBE, WATER	33	8			
	141	12	TUBE, WATER	90	7			
TERMOSTAT ASSY.	33	10	TUBE, WATER CHECK	40	49			
THROTTLE BODY ASSY.	61	3	TUBE, WATER IN.	69	14			
TIE, CABLE	103	28	TUBE, WATER JOINT	88	52			
	104	2	TUBE, WATER OUTLET	69	15			
			TUBE, WATER RELIEF	33	7			

PART NAME INDEX

Part name	Page	Ref.	Part name	Page	Ref.	Part name	Page	Ref.
WASHER, PLAIN, 12MM	39	38	WASHER, SPRING, 4MM	106	17			
	83	23		151	23			
	88	46	WASHER, SPRING, 5MM	106	16			
	91	20		147	27			
	93	20		148	19			
	95	20		151	22			
	107	14	WASHER, THRUST	42	10			
	117	63		48	11			
		64	WASHER, THRUST BEARING	92	16			
WASHER, PLAIN, 14MM	87	44		94	16			
WASHER, PLAIN, 4MM	127	56	WASHER, THRUST, 14MM	80	28			
	145	56	WASHER, THRUST, 34MM	116	56			
WASHER, PLAIN, 5MM	127	57	WASHER, UPPER MOUNTING STOPPER	116	57			
		58		117	57			
	132	31	WASHER, WAVE, 10MM	110	33			
		33	WASHER, WAVE, 12MM	116	54			
	134	31	WASHER, WAVE, 26MM	116	55			
		33	WASHER, WAVE, 40MM	116	53			
	136	36	WASHER, WAVE, 8MM	111	39			
		38	WHEEL, ACCELERATOR	126	20			
	138	36		143	20			
		38	WHEEL, CONTROL	126	13			
	145	57		143	13			
		58	WIRE, LEAD	113	9			
	147	26		118	11			
	148	18	WRENCH, BOX	124	11			
WASHER, PLAIN, 6MM	61	22		125	14			
	81	30			15			
		32	WRENCH, EYE, 19MM	124	12			
		33	WRENCH, HEX., 6MM	124	7			
		46	WRENCH, PLUG	123	6			
	107	13						
	117	60	[Y]					
	127	59						
	140	27	YOKE ASSY.	118	8			
	142	27	YOKE COMP.	76	5			
	145	59						
WASHER, PLAIN, 8MM	28	23						
	37	12						
	101	26						
	102	19						
	110	28						
		34						
	111	40						
		41						
	127	63						
	145	61						
WASHER, PROPELLER	92	17						
	93	17						
	94	17						
	95	17						
WASHER, PROPELLER THRUST	92	15						
	94	15						
WASHER, SEALING	29	8						
	34	29						
WASHER, SEALING, 22MM	29	7						
WASHER, SEALING, 6MM	65	52						
WASHER, SHIFT SHAFT	80	29						
	81	29						

1

FOREWORD INDEX

2

ENGINE GROUP

3

FRAME GROUP

4

PART NUMBER INDEX

5

PART NAME INDEX

HONDA
The Power of Dreams



PARTS CATALOGUE NEWS

Service Technology Department, Power Products Operations
Service Division, Honda Motor Co., Ltd.

PARTS CATALOGUE - CORRECTED

Printed in Japan

CODE NO.	13ZY4C03
PARTS CATALOGUE NEWS	BF175AK2 BF175AK3 BF200AK2 BF200AK3 BF225AK2 BF225AK3
NEWS NO.	001

Block No.	Ref. No.	Note	Part No.	Description	Reqd. QTY						Serial No.	Parts catalogue code
					BF 175 AK2	BF 175 AK3	BF 200 AK2	BF 200 AK3	BF 225 AK2	BF 225 AK3		
E-3	39	L	90715-PH7-000	DOWEL PIN, 13X37.....	8	-	8	-	8	-		
					-	8	-	-	-	-	-----	1300161 XD, XT, XU, XXD, XXT
					-	-	-	8	-	-	-----	1300744 LU, XCD, XCT, XCU, XD, XT, XU, XXD, XXT, XXU
					-	-	-	-	-	8	-----	1301519 LD, LU, XCD, XCT, XCU, XD, XT, XU, XXCD, XXCT, XXCU XXD, XXT, XXU
											-----	----- X3, XC3, XX3, XXC3
					-	8	-	-	-	-	1300162	----- XD, XT, XU, XXD, XXT
					-	-	-	8	-	-	1300745	----- LU, XCD, XCT, XCU, XD, XT, XU, XXD, XXT, XXU
						1301520	----- LD, LU, XCD, XCT, XCU, XD, XT, XU, XXCD, XXCT, XXCU XXD, XXT, XXU					
E-19	14	L	31630-ZY3-003	GENERATOR ASSY., A. C.....	1	-	1	-	1	-		
					-	1	-	-	-	-	-----	1300161 XD, XT, XU, XXD, XXT
					-	-	-	1	-	-	-----	1300744 LU, XCD, XCT, XCU, XD, XT, XU, XXD, XXT, XXU
					-	-	-	-	-	1	-----	1301519 LD, LU, XCD, XCT, XCU, XD, XT, XU, XXCD, XXCT, XXCU XXD, XXT, XXU
											-----	----- X3, XC3, XX3, XXC3
		T	31630-ZY3-013	-	1	-	1	-	1	-----	----- X3, XC3, XX3, XXC3

NOTE A:PART NO. CHANGE D:NEWLY PROVIDED E:PART NO. DELETION K:REQUIRED NO. CORRECTION L:APPLICATION SERIAL NO. CORRECTION
M:PART DESCRIPTION CORRECTION T:APPLICATION CORRECTION Z:REMARKS CHANGE

PARTS CATALOGUE NEWS

BOOKNo. :13ZY4C03

Block No.	Ref. No.	Note	Part No.	Description	Reqd. QTY						Serial No.	Parts catalogue code	
					BF 175 AK2	BF 175 AK3	BF 200 AK2	BF 200 AK3	BF 225 AK2	BF 225 AK3			
					-	1	-	-	-	-	1300162	-----	XD, XT, XU, XXD, XXT
					-	-	-	1	-	-	1300745	-----	LU, XCD, XCT, XCU, XD, XT, XU, XXD, XXT, XXU
					-	-	-	-	-	1	1301520	-----	LD, LU, XCD, XCT, XCU, XD, XT, XU, XXCD, XXCT, XXCU XXD, XXT, XXU
F-12	18	L	87801-ZY3-710	MARK, COUNTER ROTATION.	1	-	1	-	1	-	-----	-----	XCD, XCT, XCU, XXCD, XXCT, XXCU
					-	-	-	1	-	-	-----	1800048	XCD, XCT, XCU
					-	-	-	-	-	1	-----	1800323	XCD, XCT, XCU, XXCD, XXCT, XXCU

NOTE A:PART NO. CHANGE D:NEWLY PROVIDED E:PART NO. DELETION K:REQUIRED NO. CORRECTION L:APPLICATION SERIAL NO. CORRECTION
M:PART DESCRIPTION CORRECTION T:APPLICATION CORRECTION Z:REMARKS CHANGE



PARTS CATALOGUE NEWS

Service Technology Department, Power Products Operations
 Service Division, Honda Motor Co., Ltd.

PARTS CATALOGUE - CORRECTED

Printed in Japan

CODE NO.	13ZY4C03
PARTS CATALOGUE NEWS	BF175AK2 BF175AK3 BF200AK2 BF200AK3 BF225AK2 BF225AK3
NEWS NO.	002

Block No.	Ref. No.	Note	Part No.	Description	Reqd. QTY						Serial No.	Parts catalogue code	
					BF 175 AK2	BF 175 AK3	BF 200 AK2	BF 200 AK3	BF 225 AK2	BF 225 AK3			
F-12	13	L	87522-ZH8-W41	MARK, CAUTION (PICTOGRAPH)	1	-	1	-	1	-	-----	-----	LD, XCD, XCT, XD, XT, XXCD, XXCT, XXD, XXT
					-	1	-	-	-	-	-----	1500181	XD, XT, XXD, XXT
					-	-	-	1	-	-	-----	1800071	XCD, XCT
					-	-	-	1	-	-	-----	1800696	XD, XT, XXD, XXT
					-	-	-	-	-	1	-----	1800524	XCD, XCT, XXCD, XXCT
	15	L	87538-ZW1-721	LABEL, WARNING OPERATOR (EC)	-	-	-	-	-	1	-----	1801198	LD, XD, XT, XXD, XXT
					1	-	1	-	1	-	-----	-----	LD, XCD, XCT, XD, XT, XXCD, XXCT, XXD, XXT
					-	1	-	-	-	-	-----	1500181	XD, XT, XXD, XXT
					-	-	-	1	-	-	-----	1800071	XCD, XCT
					-	-	-	1	-	-	-----	1800696	XD, XT, XXD, XXT
16		T	87538-ZY9-U80	LABEL, WARNING OPERATOR (EU)	-	-	-	-	-	1	-----	1800524	XCD, XCT, XXCD, XXCT
					-	-	-	-	-	1	-----	1801198	LD, XD, XT, XXD, XXT
					1	1	1	1	1	1	-----	-----	LU, X3, XC3, XCU, XU, XX3, XXC3, XXCU, XXU
					-	1	-	-	-	-	1500182	-----	XD, XT, XXD, XXT
					-	-	-	1	-	-	1800072	-----	XCD, XCT

NOTE A:PART NO. CHANGE D:NEWLY PROVIDED E:PART NO. DELETION K:REQUIRED NO. CORRECTION L:APPLICATION SERIAL NO. CORRECTION
 M:PART DESCRIPTION CORRECTION T:APPLICATION CORRECTION Z:REMARKS CHANGE

PARTS CATALOGUE NEWS

BOOKNo. :13ZY4C03

Block No.	Ref. No.	Note	Part No.	Description	Reqd. QTY						Serial No.	Parts catalogue code	
					BF 175 AK2	BF 175 AK3	BF 200 AK2	BF 200 AK3	BF 225 AK2	BF 225 AK3			
					-	-	-	1	-	-	1800697	-----	XD, XT, XXD, XXT
					-	-	-	-	-	1	1800525	-----	XCD, XCT, XXCD, XXCT
					-	-	-	-	-	1	1801199	-----	LD, XD, XT, XXD, XXT

NOTE A:PART NO. CHANGE D:NEWLY PROVIDED E:PART NO. DELETION K:REQUIRED NO. CORRECTION L:APPLICATION SERIAL NO. CORRECTION
M:PART DESCRIPTION CORRECTION T:APPLICATION CORRECTION Z:REMARKS CHANGE



PARTS CATALOGUE NEWS

Service Technology Department, Power Products Operations
 Service Division, Honda Motor Co., Ltd.

PARTS CATALOGUE - CORRECTED

Printed in Japan

CODE NO.	13ZY4C03
PARTS CATALOGUE NEWS	BF175AK2 BF175AK3 BF200AK2 BF200AK3 BF225AK2 BF225AK3
NEWS NO.	003

Block No.	Ref. No.	Note	Part No.	Description	Reqd. QTY						Serial No.	Parts catalogue code
					BF 175 AK2	BF 175 AK3	BF 200 AK2	BF 200 AK3	BF 225 AK2	BF 225 AK3		
F-3-20	20	L	63710-ZY3-C00ZA	COVER COMP. , R. UNDER ENGINE *NHB14M*. AQUA MARINE SILVER METALLIC	1	-	1	-	1	-		
					-	1	-	-	-	-	-----	1500201 XD, XT, XU, XXD, XXT
					-	-	-	1	-	-	-----	1800081 XCD, XCT, XCU
					-	-	-	1	-	-	-----	1800782 LU, XD, XT, XU, XXD, XXT, XXU
					-	-	-	-	-	1	-----	1800582 XCD, XCT, XCU, XXCD, XXCT, XXCU
					-	-	-	-	-	1	-----	1801398 LD, LU, XD, XT, XU, XXD, XXT, XXU
		T	63710-ZY3-C01ZA	*NHB14M*. AQUA MARINE SILVER METALLIC	-	1	-	1	-	1	-----	X3, XC3, XX3, XXC3
					-	1	-	-	-	-	1500202	----- XD, XT, XU, XXD, XXT
					-	-	-	1	-	-	1800082	----- XCD, XCT, XCU
					-	-	-	1	-	-	1800783	----- LU, XD, XT, XU, XXD, XXT, XXU
					-	-	-	-	-	1	1800583	----- XCD, XCT, XCU, XXCD, XXCT, XXCU
					-	-	-	-	-	1	1801399	----- LD, LU, XD, XT, XU, XXD, XXT, XXU

NOTE A:PART NO. CHANGE D:NEWLY PROVIDED E:PART NO. DELETION K:REQUIRED NO. CORRECTION L:APPLICATION SERIAL NO. CORRECTION
 M:PART DESCRIPTION CORRECTION T:APPLICATION CORRECTION Z:REMARKS CHANGE

PARTS CATALOGUE NEWS

BOOKNo. :13ZY4C03

Block No.	Ref. No.	Note	Part No.	Description	Reqd. QTY						Serial No.	Parts catalogue code
					BF 175 AK2	BF 175 AK3	BF 200 AK2	BF 200 AK3	BF 225 AK2	BF 225 AK3		
	21	L	63715-ZY3-C01ZA	COVER COMP., L. UNDER ENGINE *NHB14M* AQUA MARINE SILVER METALLIC	1	-	1	-	1	-		
					-	1	-	-	-	-	-----	1500201 XD, XT, XU, XXD, XXT
					-	-	-	1	-	-	-----	1800081 XCD, XCT, XCU
					-	-	-	1	-	-	-----	1800777 LU, XD, XT, XU, XXD, XXT, XXU
					-	-	-	-	-	1	-----	1800582 XCD, XCT, XCU, XXCD, XXCT, XXCU
					-	-	-	-	-	1	-----	1801398 LD, LU, XD, XT, XU, XXD, XXT, XXU
		T	63715-ZY3-C02ZA	*NHB14M* AQUA MARINE SILVER METALLIC	-	1	-	1	-	1	-----	----- X3, XC3, XX3, XXC3
					-	1	-	-	-	-	1500202 -----	XD, XT, XU, XXD, XXT
					-	-	-	1	-	-	1800082 -----	XCD, XCT, XCU
					-	-	-	1	-	-	1800778 -----	LU, XD, XT, XU, XXD, XXT, XXU
					-	-	-	-	-	1	1800583 -----	XCD, XCT, XCU, XXCD, XXCT, XXCU
					-	-	-	-	-	1	1801399 -----	LD, LU, XD, XT, XU, XXD, XXT, XXU
	28	L	63751-ZY3-C00	GROMMET, R. IDLE PORT.....	1	-	1	-	1	-		
					-	1	-	-	-	-	-----	1500201 XD, XT, XU, XXD, XXT
					-	-	-	1	-	-	-----	1800081 XCD, XCT, XCU
					-	-	-	1	-	-	-----	1800782 LU, XD, XT, XU, XXD, XXT, XXU
					-	-	-	-	-	1	-----	1800582 XCD, XCT, XCU, XXCD, XXCT, XXCU
					-	-	-	-	-	1	-----	1801398 LD, LU, XD, XT, XU, XXD, XXT, XXU
	29	L	63756-ZY3-C00	GROMMET, L. IDLE PORT.....	1	-	1	-	1	-		
					-	1	-	-	-	-	-----	1500201 XD, XT, XU, XXD, XXT
					-	-	-	1	-	-	-----	1800081 XCD, XCT, XCU
					-	-	-	1	-	-	-----	1800777 LU, XD, XT, XU, XXD, XXT, XXU
					-	-	-	-	-	1	-----	1800582 XCD, XCT, XCU, XXCD, XXCT, XXCU

NOTE A:PART NO. CHANGE D:NEWLY PROVIDED E:PART NO. DELETION K:REQUIRED NO. CORRECTION L:APPLICATION SERIAL NO. CORRECTION
M:PART DESCRIPTION CORRECTION T:APPLICATION CORRECTION Z:REMARKS CHANGE

PARTS CATALOGUE NEWS

BOOKNo. :13ZY4C03

Block No.	Ref. No.	Note	Part No.	Description	Reqd. QTY						Serial No.	Parts catalogue code
					BF 175 AK2	BF 175 AK3	BF 200 AK2	BF 200 AK3	BF 225 AK2	BF 225 AK3		
					-	-	-	-	-	1	----- 1801398	LD, LU, XD, XT, XU, XXD, XXT, XXU
	59	T	63751-ZY3-C01	GROMMET, R. IDLE PORT.....	-	1	-	1	-	1	-----	X3, XC3, XX3, XXC3
					-	1	-	-	-	-	1500202	XD, XT, XU, XXD, XXT
					-	-	-	1	-	-	1800082	XCD, XCT, XCU
					-	-	-	1	-	-	1800783	LU, XD, XT, XU, XXD, XXT, XXU
					-	-	-	-	-	1	1800583	XCD, XCT, XCU, XXCD, XXCT, XXCU
					-	-	-	-	-	1	1801399	LD, LU, XD, XT, XU, XXD, XXT, XXU
	60	T	63756-ZY3-C01	GROMMET, L. IDLE PORT.....	-	1	-	1	-	1	-----	X3, XC3, XX3, XXC3
					-	1	-	-	-	-	1500202	XD, XT, XU, XXD, XXT
					-	-	-	1	-	-	1800082	XCD, XCT, XCU
					-	-	-	1	-	-	1800778	LU, XD, XT, XU, XXD, XXT, XXU
					-	-	-	-	-	1	1800583	XCD, XCT, XCU, XXCD, XXCT, XXCU
					-	-	-	-	-	1	1801399	LD, LU, XD, XT, XU, XXD, XXT, XXU

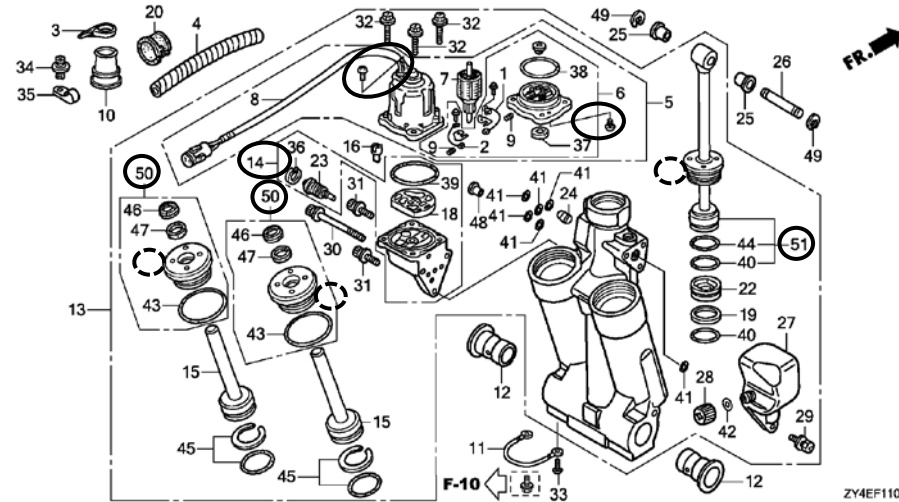
NOTE A:PART NO. CHANGE D:NEWLY PROVIDED E:PART NO. DELETION K:REQUIRED NO. CORRECTION L:APPLICATION SERIAL NO. CORRECTION
M:PART DESCRIPTION CORRECTION T:APPLICATION CORRECTION Z:REMARKS CHANGE

BOOKNo. :13ZY4C03

Block No.	Ref. No.	Note	Part No.	Description	Reqd. QTY						Serial No.	Parts catalogue code
					BF 175 AK2	BF 175 AK3	BF 200 AK2	BF 200 AK3	BF 225 AK2	BF 225 AK3		

F-11 POWER TRIM-TILT

Ref. No.	LON	(Relative ref. Number) Description	FRT
15	8171C1	(43, 45, 46, 47, 50) ROD, POWER TRIM-TILT PISTON(B) . INCLUDES: Engine removal and installation . NOTE: Same time for two units (19, 22, 40, 44)	9.5
51	8171C0	ROD, POWER TRIM-TILT PISTON .. . INCLUDES: Engine removal and installation	9.5



F-11	1	T	30280-ZX2-003	BREAKER ASSY.....	-	1	-	1	-	1
		T	30280-ZY3-003	1	-	1	-	1	-
	2	T	31106-ZX2-003	BRUSH ASSY.....	-	1	-	1	-	1
		T	31106-ZY3-003	1	-	1	-	1	-
	5	E	36120-ZX2-003	*PART NO. DELETION						
		T	36120-ZX2-013	MOTOR ASSY., POWER TILT.....	-	1	-	1	-	1
	6	T	36122-ZX2-003	BRACKET ASSY.....	-	1	-	1	-	1
		T	36122-ZY3-013	1	-	1	-	1	-
	13	E	56000-ZX2-013	*PART NO. DELETION						
		T	56000-ZX2-023	TRIM-TILT ASSY., POWER.....	-	1	-	1	-	1
		E	56000-ZY3-043	*PART NO. DELETION						
		T	56000-ZY3-053	1	-	1	-	1	-

NOTE A:PART NO. CHANGE D:NEWLY PROVIDED E:PART NO. DELETION K:REQUIRED NO. CORRECTION L:APPLICATION SERIAL NO. CORRECTION
M:PART DESCRIPTION CORRECTION T:APPLICATION CORRECTION Z:REMARKS CHANGE

PARTS CATALOGUE NEWS

BOOKNo. :13ZY4C03

Block No.	Ref. No.	Note	Part No.	Description	Reqd. QTY						Serial No.	Parts catalogue code
					BF 175 AK2	BF 175 AK3	BF 200 AK2	BF 200 AK3	BF 225 AK2	BF 225 AK3		
	14	E	56100-ZY3-003	*PART NO. DELETION								
		T	56100-ZY3-013	PUMP ASSY.....	1	1	1	1	1	1		
	17	E	56115-ZY9-003	*PART NO. DELETION								
	21	E	56120-ZY3-013	*PART NO. DELETION								
	50	D	56115-ZY9-003	GUIDE COMP., ROD.....	2	2	2	2	2	2		
	51	D	56120-ZY3-013	ROD COMP., PISTON.....	1	1	1	1	1	1		

NOTE A:PART NO. CHANGE D:NEWLY PROVIDED E:PART NO. DELETION K:REQUIRED NO. CORRECTION L:APPLICATION SERIAL NO. CORRECTION
M:PART DESCRIPTION CORRECTION T:APPLICATION CORRECTION Z:REMARKS CHANGE